

APPLICATION CERTIFICATION FCC Part 15C
On Behalf of
GUANGZHOU SHANGKE INFORMATION TECHNOLOGY CO., LTD

Tpad

Model No.: A80se, A80se Quad, A80 se, P19, G19, X19, P98, G98, X98, P90, G90, X90,
P89, G18, X89, P86, X86, P79, G17, X79, P70, A78, A88

FCC ID: 2ACGT-A80SE

Prepared for : GUANGZHOU SHANGKE INFORMATION
TECHNOLOGY CO., LTD
Address : A1, E1, C2 Room, 17/F No. 689, GuangDa Bank
Bldg., North-Tianhe Road, Tianhe District,
GUANGZHOU, China.
Prepared by : ACCURATE TECHNOLOGY CO., LTD
Address : F1, Bldg. A, Chan Yuan New Material Port, Keyuan
Rd. Science & Industry Park, Nan Shan, Shenzhen,
Guangdong P.R. China

Tel: (0755) 26503290
Fax: (0755) 26503396

Report Number : ATE20140804
Date of Test : May 16-23, 2014
Date of Report : May 23, 2014

TABLE OF CONTENTS

Description	Page
Test Report Certification	
1. GENERAL INFORMATION	5
1.1. Description of Device (EUT).....	5
1.2. Carrier Frequency of Channels	6
1.3. Special Accessory and Auxiliary Equipment	6
1.4. Description of Test Facility	6
1.5. Measurement Uncertainty	7
2. MEASURING DEVICE AND TEST EQUIPMENT	8
3. OPERATION OF EUT DURING TESTING	9
3.1. Operating Mode	9
3.2. Configuration and peripherals	9
4. TEST PROCEDURES AND RESULTS	10
5. 6DB BANDWIDTH MEASUREMENT.....	11
5.1. Block Diagram of Test Setup.....	11
5.2. The Requirement For Section 15.247(a)(2).....	11
5.3. EUT Configuration on Measurement	11
5.4. Operating Condition of EUT	11
5.5. Test Procedure	11
5.6. Test Result	12
6. MAXIMUM PEAK OUTPUT POWER	19
6.1. Block Diagram of Test Setup.....	19
6.2. The Requirement For Section 15.247(b)(3).....	19
6.3. EUT Configuration on Measurement	19
6.4. Operating Condition of EUT	19
6.5. Test Procedure	19
6.6. Test Result	20
7. POWER SPECTRAL DENSITY MEASUREMENT	27
7.1. Block Diagram of Test Setup.....	27
7.2. The Requirement For Section 15.247(e).....	27
7.3. EUT Configuration on Measurement	27
7.4. Operating Condition of EUT	27
7.5. Test Procedure	27
7.6. Test Result	28
8. BAND EDGE COMPLIANCE TEST	35
8.1. Block Diagram of Test Setup.....	35
8.2. The Requirement For Section 15.247(d)	35
8.3. EUT Configuration on Measurement	35
8.4. Operating Condition of EUT	35
8.5. Test Procedure	35
8.6. Test Result	36
9. RADIATED SPURIOUS EMISSION TEST	57
9.1. Block Diagram of Test Setup.....	57
9.2. The Limit For Section 15.247(d)	57
9.3. Restricted bands of operation	58

9.4.	Configuration of EUT on Measurement	58
9.5.	Operating Condition of EUT	59
9.6.	Test Procedure	59
9.7.	The Field Strength of Radiation Emission Measurement Results	59
10.	CONDUCTED SPURIOUS EMISSION COMPLIANCE TEST	108
10.1.	Block Diagram of Test Setup.....	108
10.2.	The Requirement For Section 15.247(d)	108
10.3.	EUT Configuration on Measurement	108
10.4.	Operating Condition of EUT	108
10.5.	Test Procedure	109
10.6.	Test Result	109
11.	AC POWER LINE CONDUCTED EMISSION FOR FCC PART 15 SECTION 15.207(A)	122
11.1.	Block Diagram of Test Setup.....	122
11.2.	The Emission Limit	122
11.3.	Configuration of EUT on Measurement	123
11.4.	Operating Condition of EUT	123
11.5.	Test Procedure	123
11.6.	Power Line Conducted Emission Measurement Results	123
12.	ANTENNA REQUIREMENT.....	126
12.1.	The Requirement	126
12.2.	Antenna Construction	126

Test Report Certification

Applicant : GUANGZHOU SHANGKE INFORMATION TECHNOLOGY
CO.,LTD LIMITED

Manufacturer : GUANGZHOU SHANGKE INFORMATION TECHNOLOGY
CO.,LTD LIMITED

EUT Description : Tpad

(A) MODEL NO.: A80se, A80se Quad, A80 se, P19, G19, X19, P98, G98,
X98, P90, G90, X90, P89, G18, X89, P86, X86, P79, G17, X79, P70, A78,
A88

(B) Trade Name.: Teclast

(C) POWER SUPPLY: DC 3.7V (Powered by battery) or DC 5V (Powered by
adapter)

Measurement Procedure Used:

FCC Rules and Regulations Part 15 Subpart C Section 15.247
ANSI C63.4: 2009

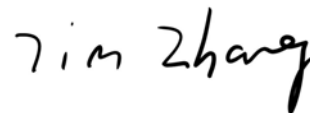
The EUT was tested according to DTS test procedure of April 09, 2013 KDB558074 D01 DTS
Meas Guidance v03 for compliance to FCC 47CFR 15.247 requirements

The device described above is tested by ACCURATE TECHNOLOGY CO. LTD to determine
the maximum emission levels emanating from the device. The maximum emission levels are
compared to the FCC Part 15 Subpart C Section 15.247 limits. The measurement results are
contained in this test report and ACCURATE TECHNOLOGY CO. LTD is assumed full
responsibility for the accuracy and completeness of these measurements. Also, this report shows
that the Equipment Under Test (EUT) is to be technically compliant with the FCC requirements.

This report applies to above tested sample only. This report shall not be reproduced in part
without written approval of ACCURATE TECHNOLOGY CO. LTD.

Date of Test : May 16, 2014- May 23, 2014

Prepared by :



(Tim.zhang, Engineer)

Approved & Authorized Signer :



(Sean Liu, Manager)

1. GENERAL INFORMATION

1.1. Description of Device (EUT)

EUT	:	Tpad
Model Number	:	A80se, A80se Quad, A80 se, P19, G19, X19, P98, G98, X98, P90, G90, X90, P89, G18, X89, P86, X86, P79, G17, X79, P70, A78, A88 Note: These samples are same except for the model number is difference. So we prepare the A80se for test.
Frequency Range	:	802.11b/g/n(20MHz): 2412-2462MHz 802.11n(40MHz): 2422-2452MHz
Number of Channels	:	802.11b/g/n (20MHz):11 802.11n (40MHz): 7
Antenna Gain	:	1.0dBi
Power Supply	:	DC 5V (Power by adapter)&DC 3.7V(Battery)
Modulation mode	:	DSSS,OFDM
Applicant	:	GUANGZHOU SHANGKE INFORMATION TECHNOLOGY CO., LTD
Address	:	A1, E1, C2 Room, 17/F No. 689, GuangDa Bank Bldg., North-Tianhe Road, Tianhe District, GUANGZHOU, China.
Manufacturer	:	GUANGZHOU SHANGKE INFORMATION TECHNOLOGY CO., LTD
Address	:	A1, E1, C2 Room, 17/F No. 689, GuangDa Bank Bldg., North-Tianhe Road, Tianhe District, GUANGZHOU, China.
Date of sample received	:	May 16, 2014
Date of Test	:	May 16-23, 2014

1.2.Carrier Frequency of Channels

802.11b, 802.11g, 802.11n (20MHz)

Channel	Frequency(MHz)	Channel	Frequency(MHz)
01	2412	07	2442
02	2417	08	2447
03	2422	09	2452
04	2427	10	2457
05	2432	11	2462
06	2437	---	---

802.11n (40MHz)

Channel	Frequency(MHz)	Channel	Frequency(MHz)
---	---	07	2442
---	---	08	2447
03	2422	09	2452
04	2427	---	---
05	2432	---	---
06	2437	---	---

1.3.Special Accessory and Auxiliary Equipment

n.a.

1.4.Description of Test Facility

EMC Lab : Accredited by TUV Rheinland Shenzhen

Listed by FCC

The Registration Number is 752051

Listed by Industry Canada

The Registration Number is 5077A-2

Accredited by China National Accreditation Committee
for Laboratories

The Certificate Registration Number is L3193

Name of Firm : ACCURATE TECHNOLOGY CO. LTD

Site Location : F1, Bldg. A, Changyuan New Material Port, Keyuan Rd.
Science & Industry Park, Nanshan, Shenzhen, Guangdong
P.R. China

1.5.Measurement Uncertainty

Conducted Emission Expanded Uncertainty = 2.23dB, k=2

Radiated emission expanded uncertainty
(9kHz-30MHz) = 3.08dB, k=2

Radiated emission expanded uncertainty
(30MHz-1000MHz) = 4.42dB, k=2

Radiated emission expanded uncertainty
(Above 1GHz) = 4.06dB, k=2

2. MEASURING DEVICE AND TEST EQUIPMENT

Table 1: List of Test and Measurement Equipment

Kind of equipment	Manufacturer	Type	S/N	Calibrated dates	Calibrated until
EMI Test Receiver	Rohde&Schwarz	ESCS30	100307	Jan. 11, 2014	Jan. 10, 2015
EMI Test Receiver	Rohde&Schwarz	ESPI3	101526/003	Jan. 11, 2014	Jan. 10, 2015
Spectrum Analyzer	Agilent	E7405A	MY45115511	Jan. 11, 2014	Jan. 10, 2015
Pre-Amplifier	Rohde&Schwarz	CBLU118354 0-01	3791	Jan. 11, 2014	Jan. 10, 2015
Loop Antenna	Schwarzbeck	FMZB1516	1516131	Jan. 15, 2014	Jan. 14, 2015
Bilog Antenna	Schwarzbeck	VULB9163	9163-323	Jan. 15, 2014	Jan. 14, 2015
Horn Antenna	Schwarzbeck	BBHA9120D	9120D-655	Jan. 15, 2014	Jan. 14, 2015
Horn Antenna	Schwarzbeck	BBHA9120D	9120D-1067	Jan. 15, 2014	Jan. 14, 2015
LISN	Rohde&Schwarz	ESH3-Z5	100305	Jan. 11, 2014	Jan. 10, 2015
LISN	Schwarzbeck	NSLK8126	8126431	Jan. 11, 2014	Jan. 10, 2015
Highpass Filter	Wainwright Instruments	WHKX3.6/18 G-10SS	N/A	Jan. 11, 2014	Jan. 10, 2015
Band Reject Filter	Wainwright Instruments	WRCG2400/2 485-2375/2510 -60/11SS	N/A	Jan. 11, 2014	Jan. 10, 2015

3. OPERATION OF EUT DURING TESTING

3.1.Operating Mode

The mode is used: **1.802.11b Transmitting mode**

Low Channel: 2412MHz

Middle Channel: 2437MHz

High Channel: 2462MHz

2.802.11g Transmitting mode

Low Channel: 2412MHz

Middle Channel: 2437MHz

High Channel: 2462MHz

3.802.11n (20MHz) Transmitting mode

Low Channel: 2412MHz

Middle Channel: 2437MHz

High Channel: 2462MHz

4.802.11n (40MHz) Transmitting mode

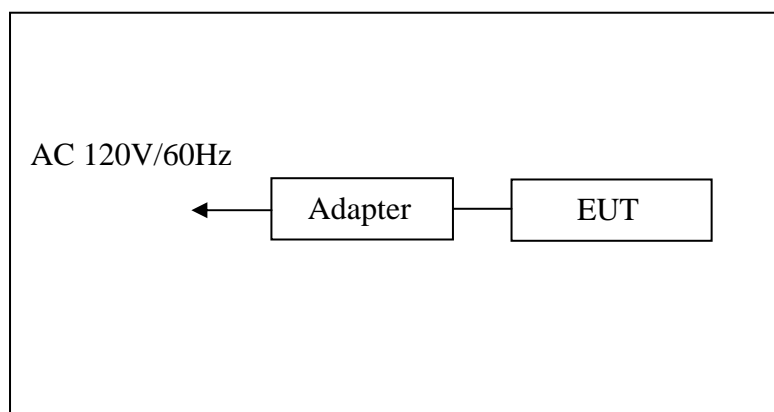
Low Channel: 2422MHz

Middle Channel: 2437MHz

High Channel: 2452MHz

5. Charging

3.2.Configuration and peripherals



4. TEST PROCEDURES AND RESULTS

FCC Rules	Description of Test	Result
Section 15.247(a)(2)	6dB Bandwidth Test	Compliant
Section 15.247(e)	Power Spectral Density Test	Compliant
Section 15.247(b)(3)	Maximum Peak Output Power Test	Compliant
Section 15.247(d)	Band Edge Compliance Test	Compliant
Section 15.247(d) Section 15.209	Radiated Spurious Emission Test	Compliant
Section 15.247(d)	Conducted Spurious Emission Test	Compliant
Section 15.207	AC Power Line Conducted Emission Test	Compliant
Section 15.203	Antenna Requirement	Compliant

5. 6DB BANDWIDTH MEASUREMENT

5.1. Block Diagram of Test Setup



5.2. The Requirement For Section 15.247(a)(2)

Section 15.247(a)(2): Systems using digital modulation techniques may operate in the 902-928MHz, 2400-2483.5MHz, and 5725-5850MHz bands. The minimum 6 dB bandwidth shall be at least 500 kHz.

5.3. EUT Configuration on Measurement

The equipment are installed on the emission measurement to meet the commission requirements and operating regulations in a manner which tends to maximize its emission characteristics in normal application.

5.4. Operating Condition of EUT

5.4.1. Setup the EUT and simulator as shown as Section 5.1.

5.4.2. Turn on the power of all equipment.

5.4.3. Let the EUT work in TX modes measure it. The transmit frequency are 2412-2462 and 2422-2452MHz. We select 2412MHz, 2437MHz, 2462MHz and 2422MHz, 2437MHz, 2452MHz TX frequency to transmit.

5.5. Test Procedure

1. Set resolution bandwidth (RBW) = 100 kHz.
2. Set the video bandwidth (VBW) $\geq 3 \times$ RBW.
3. Detector = Peak.
4. Trace mode = max hold.
5. Sweep = auto couple.
6. Allow the trace to stabilize.
7. Measure the maximum width of the emission that is constrained by the frequencies associated with the two outermost amplitude points (upper and lower) that are attenuated by 6 dB relative to the maximum level measured in the fundamental emission.

5.6.Test Result

The test was performed with 802.11b			
Channel	Frequency (MHz)	6dB Bandwidth (MHz)	Limit (MHz)
Low	2412	10.12	> 0.5MHz
Middle	2437	10.12	> 0.5MHz
High	2462	10.12	> 0.5MHz

The test was performed with 802.11g			
Channel	Frequency (MHz)	6dB Bandwidth (MHz)	Limit (MHz)
Low	2412	16.60	> 0.5MHz
Middle	2437	16.60	> 0.5MHz
High	2462	16.60	> 0.5MHz

The test was performed with 802.11n (Bandwidth: 20 MHz)			
Channel	Frequency (MHz)	6dB Bandwidth (MHz)	Limit (MHz)
Low	2412	17.88	> 0.5MHz
Middle	2437	17.88	> 0.5MHz
High	2462	17.88	> 0.5MHz

The test was performed with 802.11n (Bandwidth: 40 MHz)			
Channel	Frequency (MHz)	6dB Bandwidth (MHz)	Limit (MHz)
Low	2422	36.56	> 0.5MHz
Middle	2437	36.56	> 0.5MHz
High	2452	36.56	> 0.5MHz

The spectrum analyzer plots are attached as below.

Ref 20 dBm Att 50 dB RBW 100 kHz Delta 3 [T1] -6.28 dB
 *VBW 300 kHz SWT 2.5 ms 5.560000000 MHz

Marker 1 [T1] -3.92 dBm
 2.415200000 GHz
 Delta 2 [T1] -6.02 dBm
 -4.560000000 MHz

1 PK MAXH

Center 2.412 GHz 2 MHz/ Span 20 MHz

*RBW 100 kHz Delta 3 [T1]
 *VBW 300 kHz -5.87 dB
 SWT 2.5 ms 5.560000000 MHz

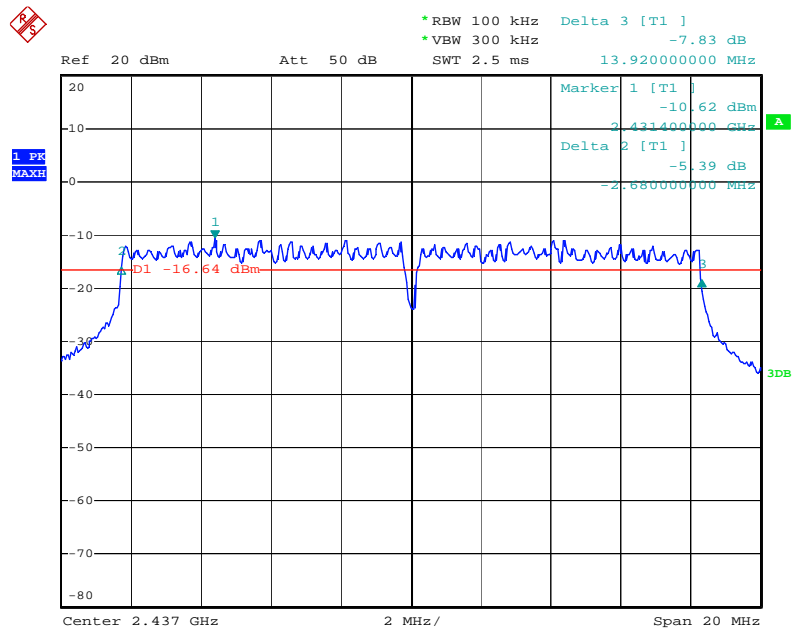
Ref 20 dBm Att 50 dB

Marker 1 [T1]
 -4.73 dBm
 2.436520000 GHz
 Delta 2 [T1]
 -6.15 dB
 -4.560000000 MHz

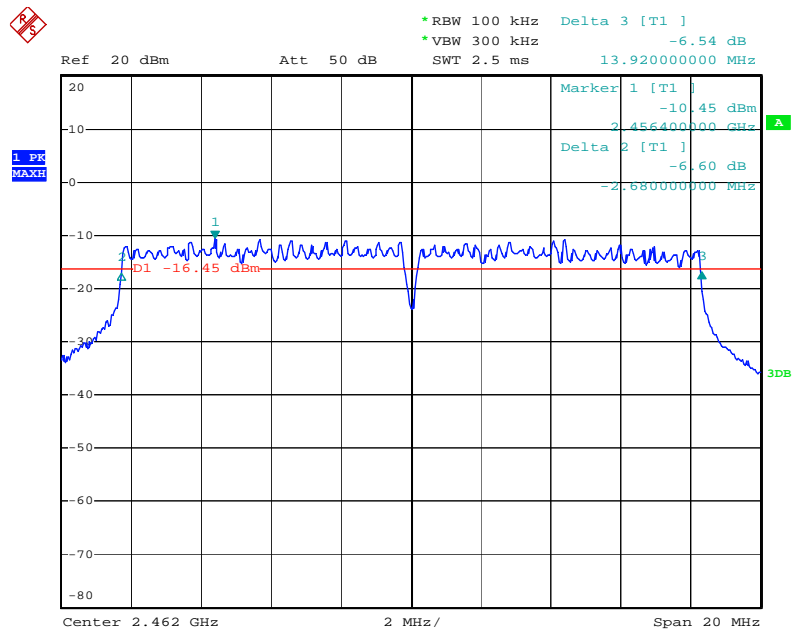
1 PK
 MAXH

Center 2.437 GHz 2 MHz/
 Span 20 MHz

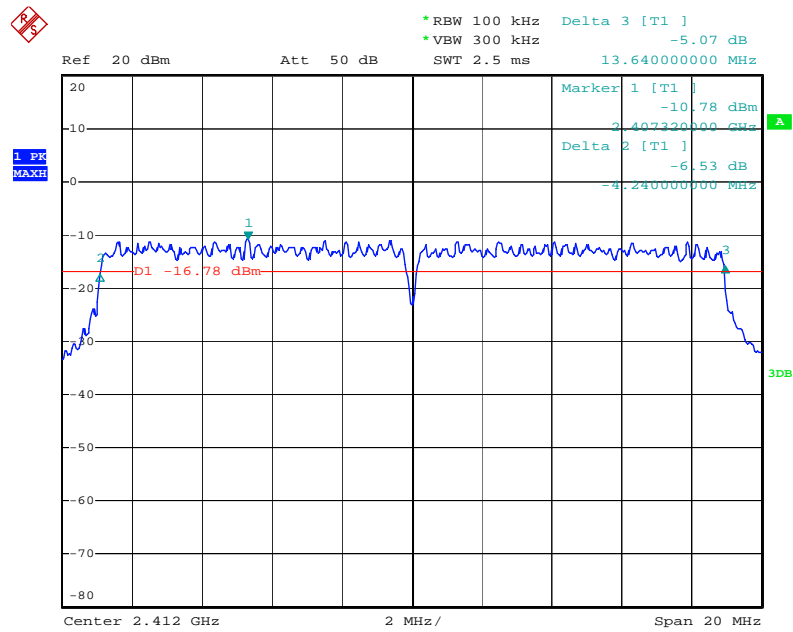
802.11g Channel Middle 2437MHz



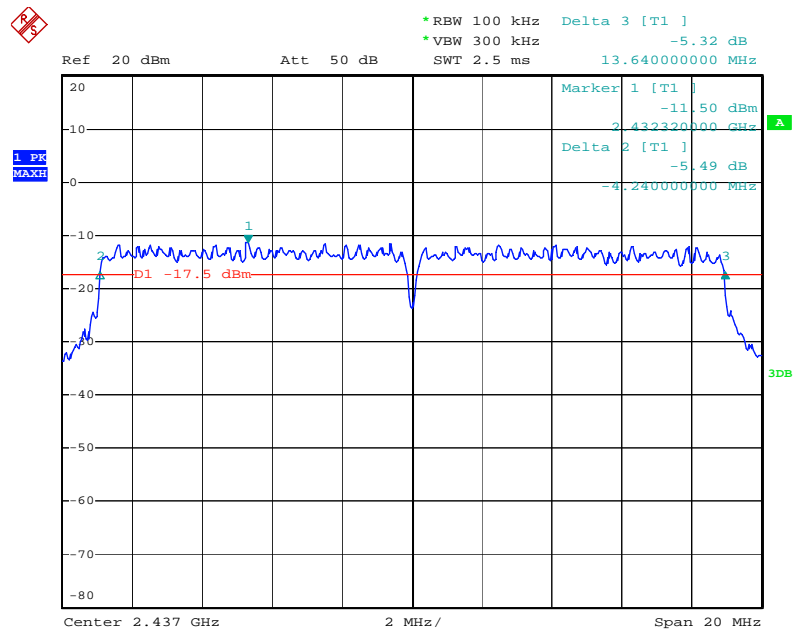
802.11g Channel High 2462MHz



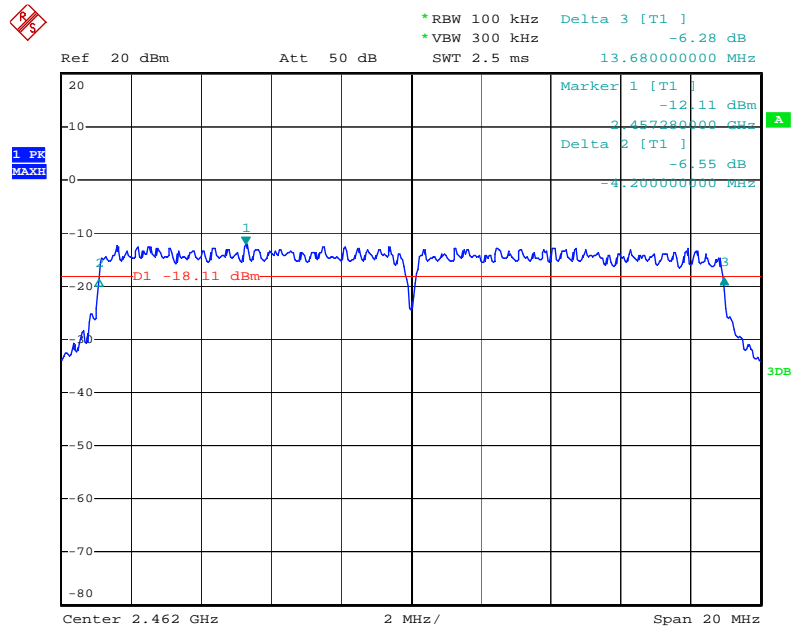
802.11n Channel Low 2412MHz (20MHz)



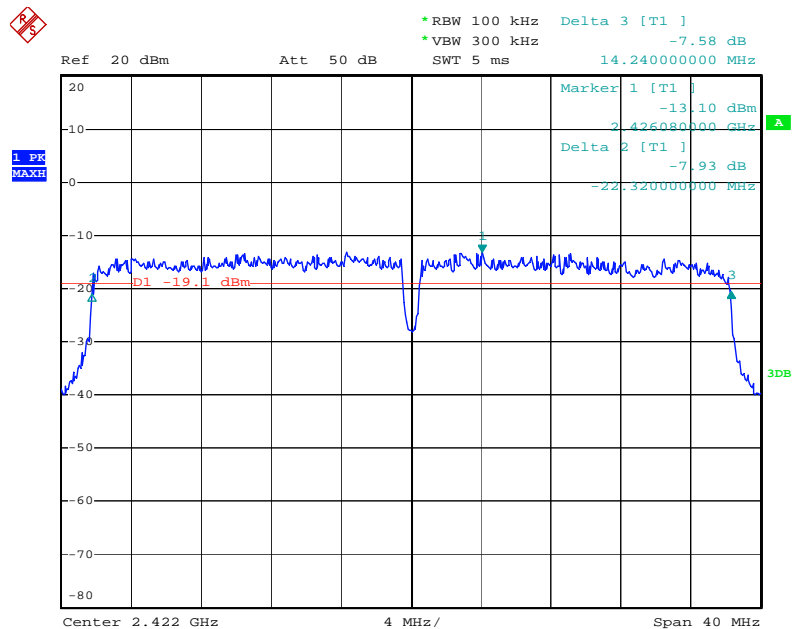
802.11n Channel Middle 2437MHz(20MHz)



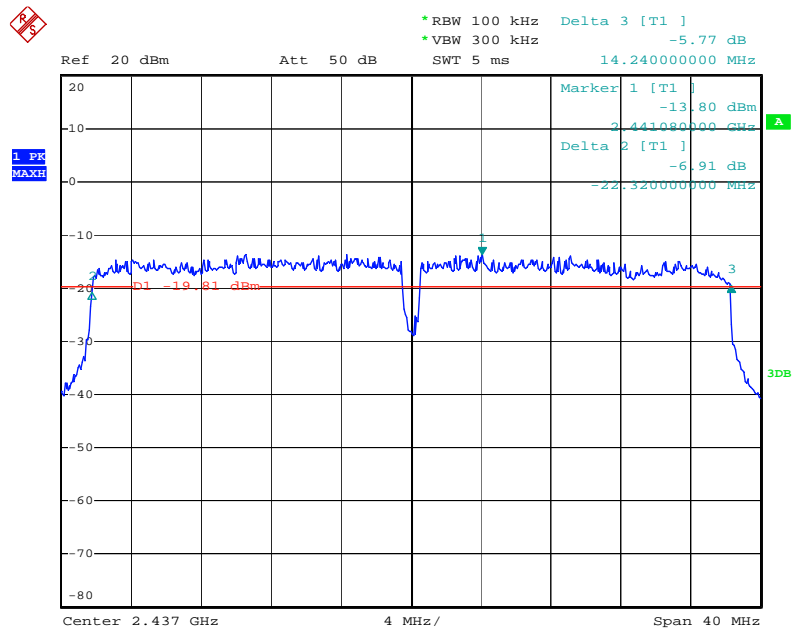
802.11n Channel High 2462MHz(20MHz)



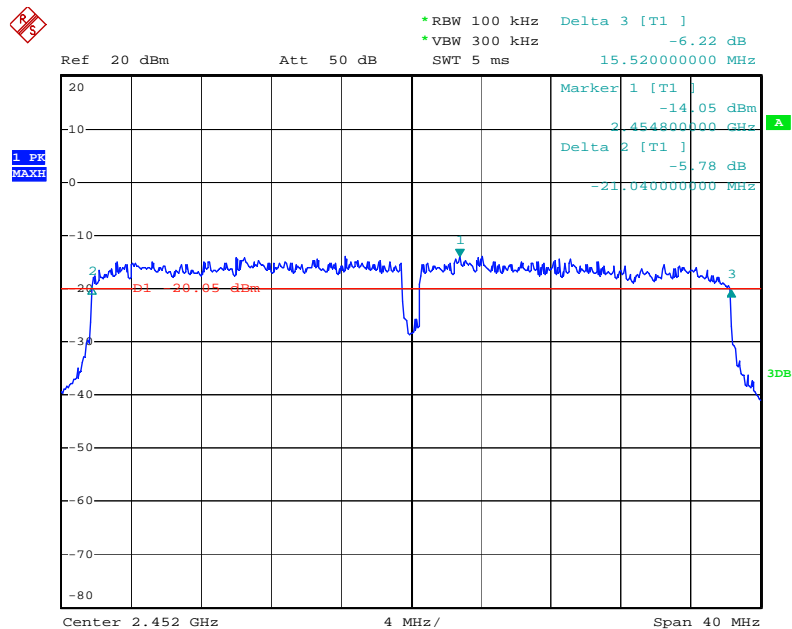
802.11n Channel Low 2422MHz (40MHz)



802.11n Channel Middle 2437MHz(40MHz)



802.11n Channel High 2452MHz(40MHz)



6. MAXIMUM PEAK OUTPUT POWER

6.1. Block Diagram of Test Setup



6.2. The Requirement For Section 15.247(b)(3)

Section 15.247(b)(3): For systems using digital modulation in the 902-928MHz, 2400-2483.5MHz, and 5725-5850MHz bands: 1 Watt.

6.3. EUT Configuration on Measurement

The equipment are installed on the emission Measurement to meet the commission requirements and operating regulations in a manner which tends to maximize its emission characteristics in normal application.

6.4. Operating Condition of EUT

6.4.1. Setup the EUT and simulator as shown as Section 6.1.

6.4.2. Turn on the power of all equipment.

6.4.3. Let the EUT work in TX modes measure it. The transmit frequency are 2412-2462 and 2422-2452MHz. We select 2412MHz, 2437MHz, 2462MHz and 2422MHz, 2437MHz, 2452MHz TX frequency to transmit.

6.5. Test Procedure

6.5.1. The EUT was tested according to DTS test procedure of April 09, 2013 KDB558074 D01 DTS Meas Guidance v03 for compliance to FCC 47CFR 15.247 requirements.

6.5.2. The transmitter output was connected to the spectrum analyzer through a low loss cable.

6.5.3. Set RBW of spectrum analyzer to 1MHz and VBW to 3MHz.

6.5.4. Measurement the maximum peak output power.

6.6.Test Result

The test was performed with 802.11b				
Channel	Frequency (MHz)	Peak Output Power (dBm)	Peak Output Power (mW)	Limits dBm / W
Low	2412	9.11	8.15	30 dBm / 1 W
Middle	2437	8.76	7.52	30 dBm / 1 W
High	2462	8.08	6.43	30 dBm / 1 W

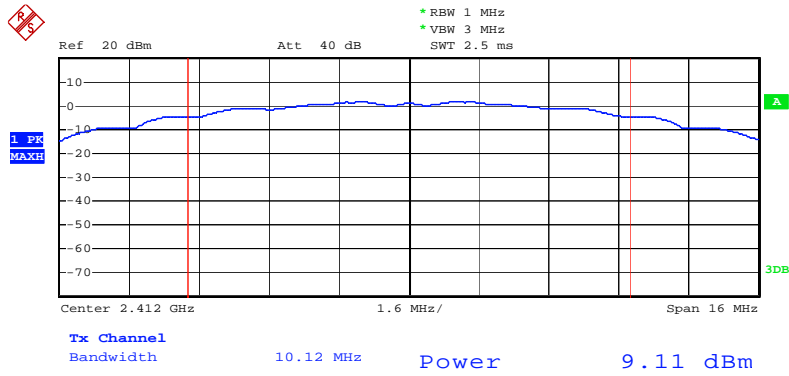
The test was performed with 802.11g				
Channel	Frequency (MHz)	Peak Output Power (dBm)	Peak Output Power (mW)	Limits dBm / W
Low	2412	7.94	6.22	30 dBm / 1 W
Middle	2437	7.81	6.04	30 dBm / 1 W
High	2462	7.47	5.58	30 dBm / 1 W

The test was performed with 802.11n (20MHz)				
Channel	Frequency (MHz)	Peak Output Power (dBm)	Peak Output Power (mW)	Limits dBm / W
Low	2412	7.73	5.93	30 dBm / 1 W
Middle	2437	7.19	5.24	30 dBm / 1 W
High	2462	6.71	4.69	30 dBm / 1 W

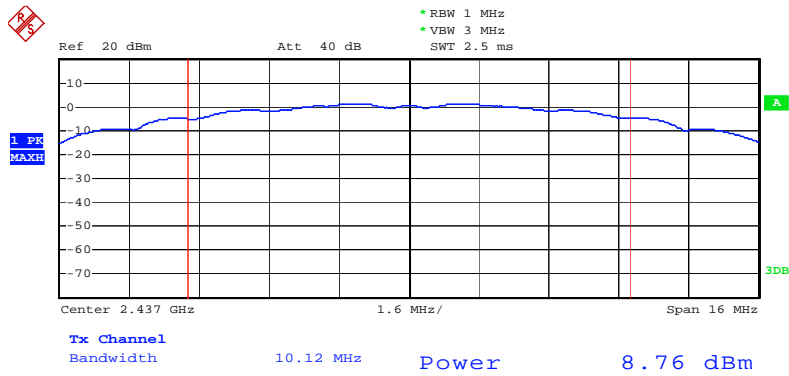
The test was performed with 802.11n (40MHz)				
Channel	Frequency (MHz)	Peak Output Power (dBm)	Peak Output Power (mW)	Limits dBm / W
Low	2422	7.48	5.60	30 dBm / 1 W
Middle	2437	7.08	5.11	30 dBm / 1 W
High	2452	6.11	4.08	30 dBm / 1 W

The spectrum analyzer plots are attached as below.

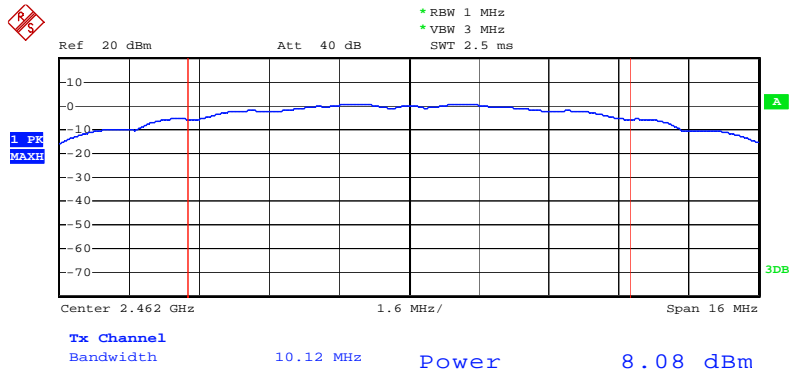
802.11b Channel Low 2412MHz



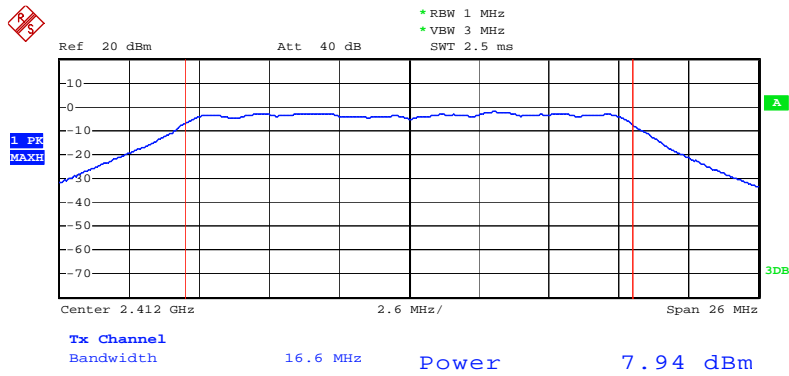
802.11b Channel Middle 2437MHz



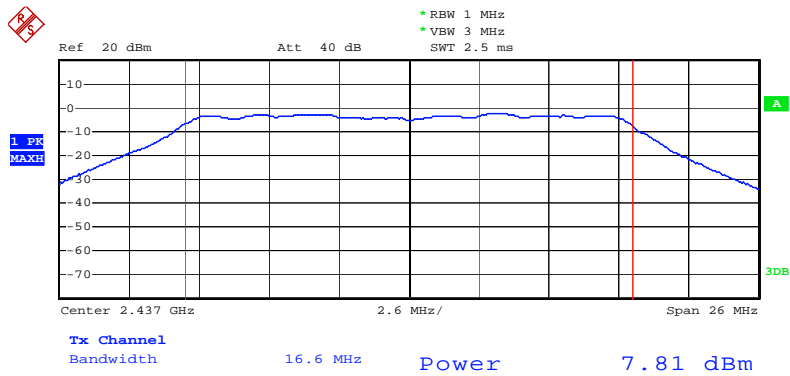
802.11b Channel High 2462MHz



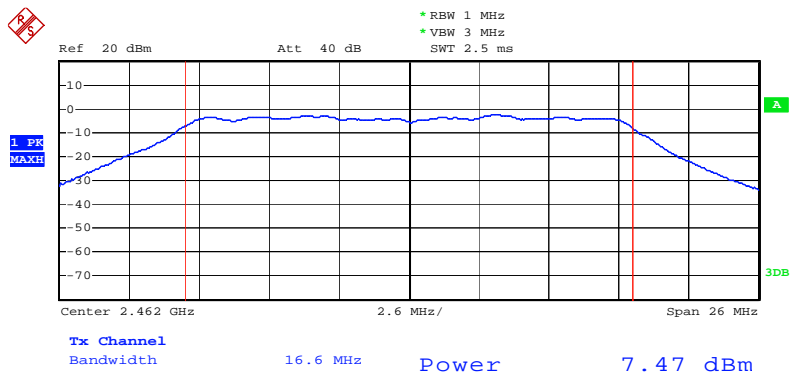
802.11g Channel Low 2412MHz



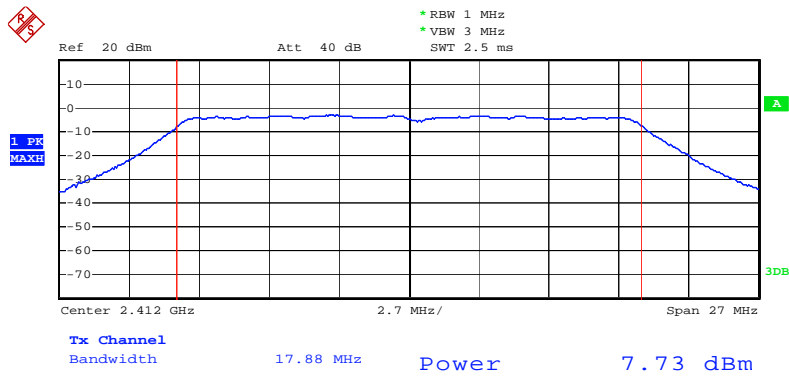
802.11g Channel Middle 2437MHz



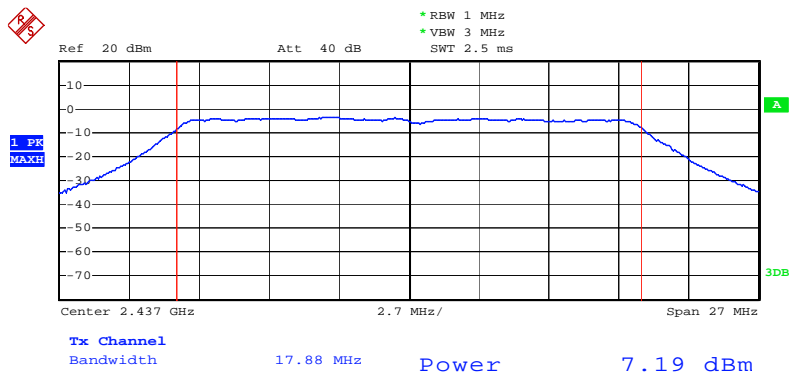
802.11g Channel High 2462MHz



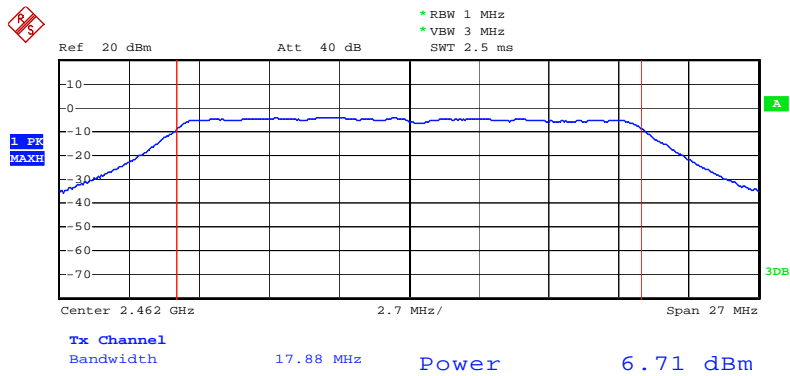
802.11n Channel Low 2412MHz (20MHz)



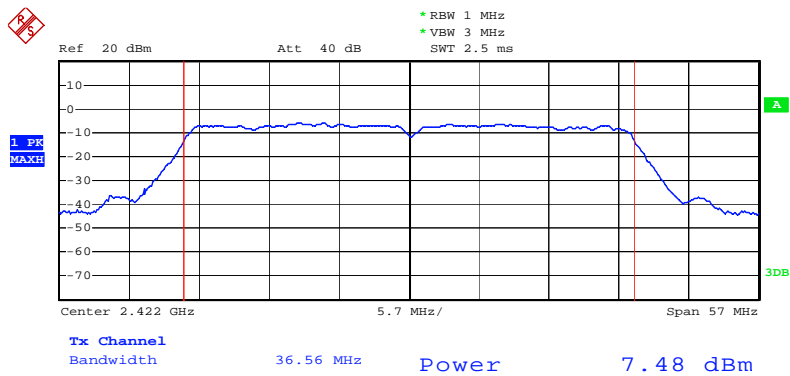
802.11n Channel Middle 2437MHz (20MHz)



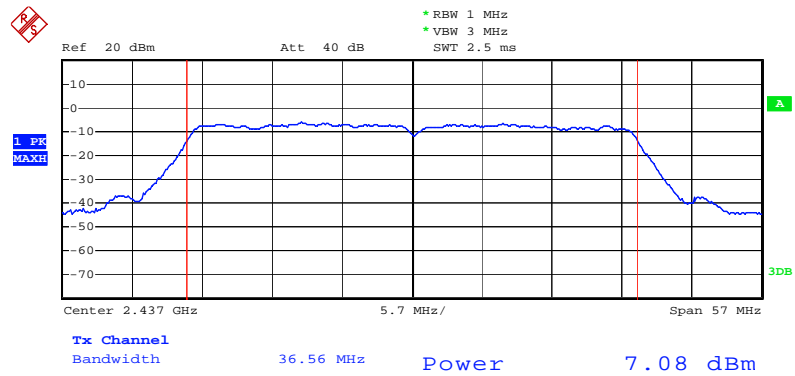
802.11n Channel High 2462MHz (20MHz)



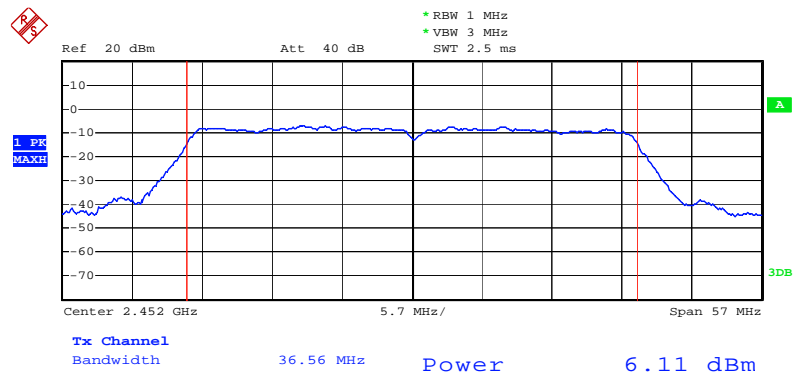
802.11n Channel Low 2422MHz (40MHz)



802.11n Channel Middle 2437MHz (40MHz)



802.11n Channel High 2452MHz (40MHz)



7. POWER SPECTRAL DENSITY MEASUREMENT

7.1. Block Diagram of Test Setup



7.2. The Requirement For Section 15.247(e)

Section 15.247(e): For digitally modulated systems, the power spectral density conducted from the intentional radiator to the antenna shall not be greater than 8 dBm in any 3 kHz band during any time interval of continuous transmission.

7.3. EUT Configuration on Measurement

The equipment are installed on the emission Measurement to meet the commission requirements and operating regulations in a manner which tends to maximize its emission characteristics in normal application.

7.4. Operating Condition of EUT

7.4.1. Setup the EUT and simulator as shown as Section 7.1.

7.4.2. Turn on the power of all equipment.

7.4.3. Let the EUT work in TX modes measure it. The transmit frequency are 2412-2462 and 2422-2452MHz. We select 2412MHz, 2437MHz, 2462MHz and 2422MHz, 2437MHz, 2452MHz TX frequency to transmit.

7.5. Test Procedure

7.5.1. The transmitter output was connected to the spectrum analyzer through a low loss cable.

7.5.2. Measurement Procedure PKPSD:

This procedure must be used if maximum peak conducted output power was used to demonstrate compliance to the fundamental output power limit, and is optional if the maximum (average) conducted output power was used to demonstrate compliance.

1. Set analyzer center frequency to DTS channel center frequency.
2. Set the span to 1.5 times the DTS channel bandwidth.

3. Set the RBW $3 \text{ kHz} \leq \text{RBW} \leq 100 \text{ kHz}$.
4. Set the VBW $\geq 3 \times \text{RBW}$.
5. Detector = peak.
6. Sweep time = auto couple.
7. Trace mode = max hold.
8. Allow trace to fully stabilize.
9. Use the peak marker function to determine the maximum amplitude level.
10. If measured value exceeds limit, reduce RBW (no less than 3 kHz) and repeat.

7.5.3.Measurement the maximum power spectral density.

7.6.Test Result

The test was performed with 802.11b			
Channel	Frequency (MHz)	Power Spectral Density (dBm)	Limits (dBm)
Low	2412	-23.99	8 dBm
Middle	2437	-24.69	8 dBm
High	2462	-27.49	8 dBm

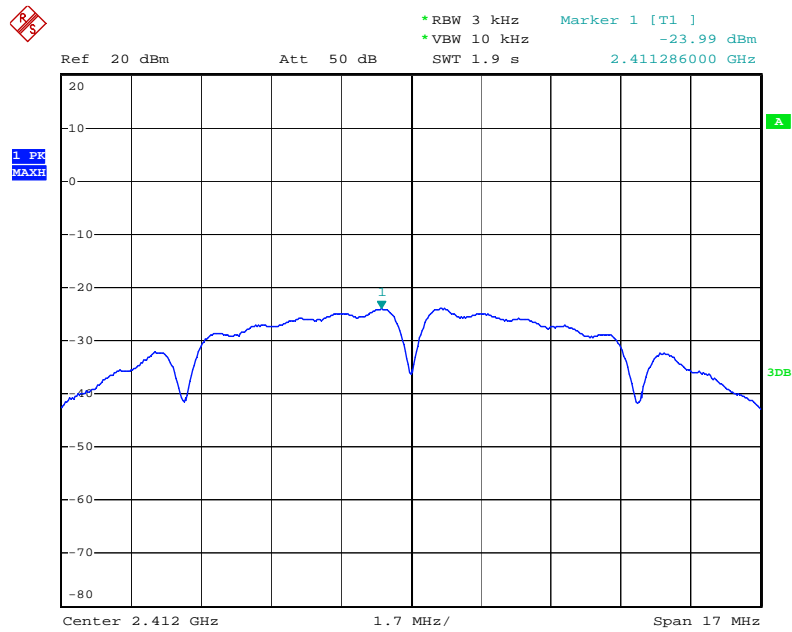
The test was performed with 802.11g			
Channel	Frequency (MHz)	Power Spectral Density (dBm)	Limits (dBm)
Low	2412	-26.26	8 dBm
Middle	2437	-26.62	8 dBm
High	2462	-27.19	8 dBm

The test was performed with 802.11n (20MHz)			
Channel	Frequency (MHz)	Power Spectral Density (dBm)	Limits (dBm)
Low	2412	-26.17	8 dBm
Middle	2437	-27.60	8 dBm
High	2462	-27.19	8 dBm

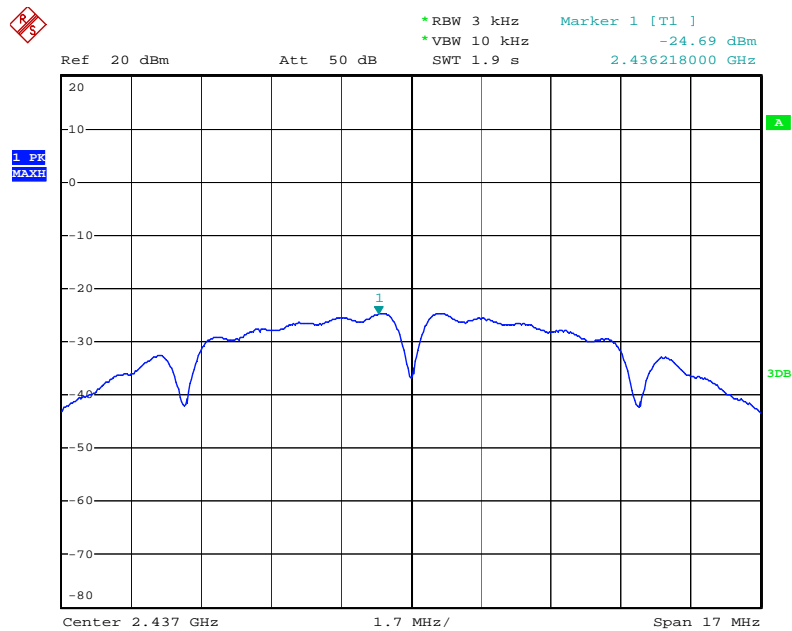
The test was performed with 802.11n (40MHz)			
Channel	Frequency (MHz)	Power Spectral Density (dBm)	Limits (dBm)
Low	2422	-28.45	8 dBm
Middle	2437	-29.09	8 dBm
High	2452	-29.40	8 dBm

The spectrum analyzer plots are attached as below.

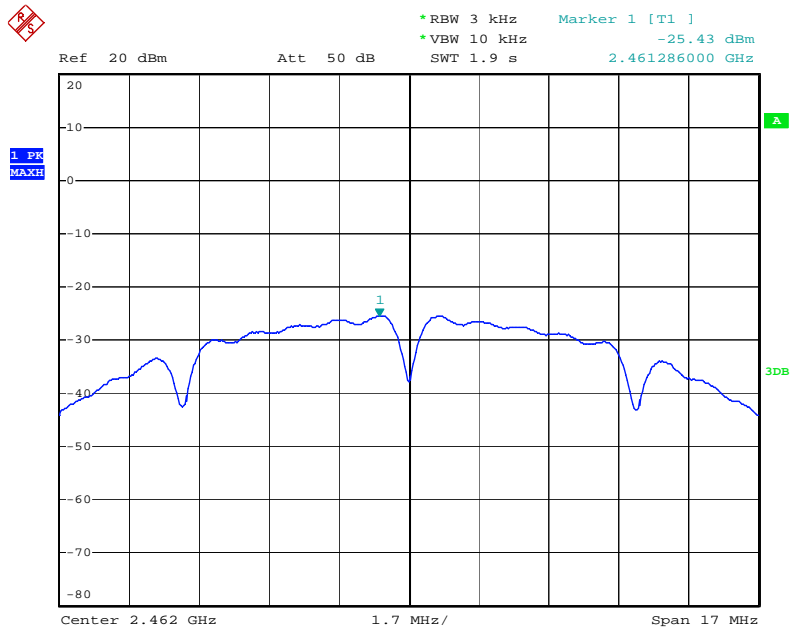
802.11b Channel Low 2412MHz



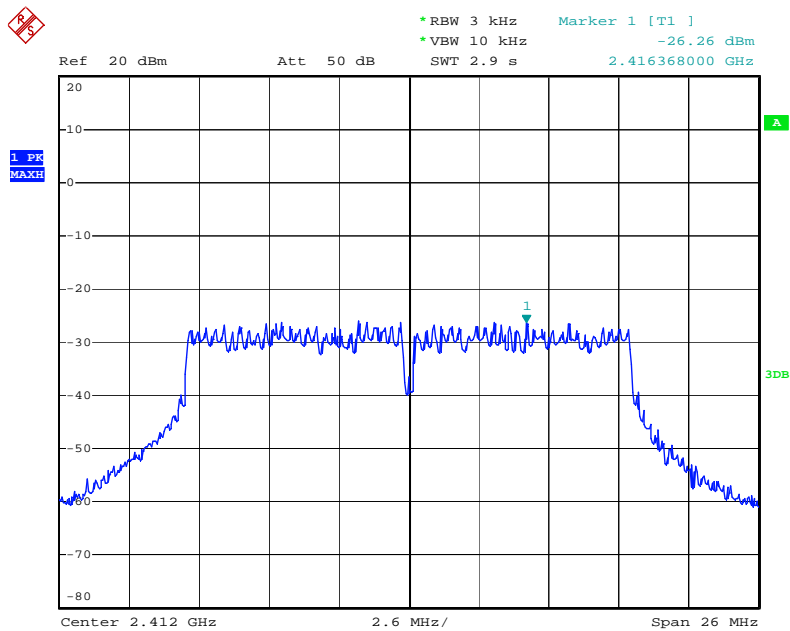
802.11b Channel Middle 2437MHz



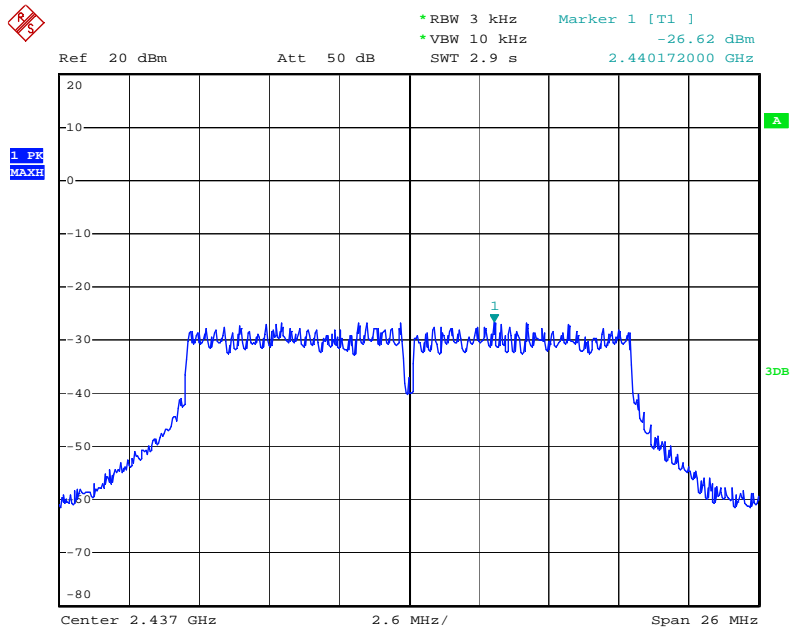
802.11b Channel High 2462MHz



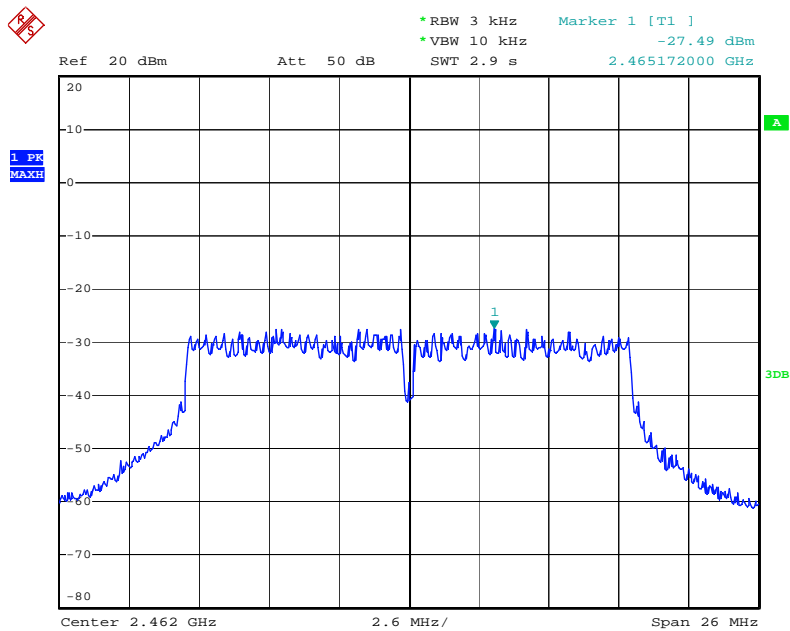
802.11g Channel Low 2412MHz



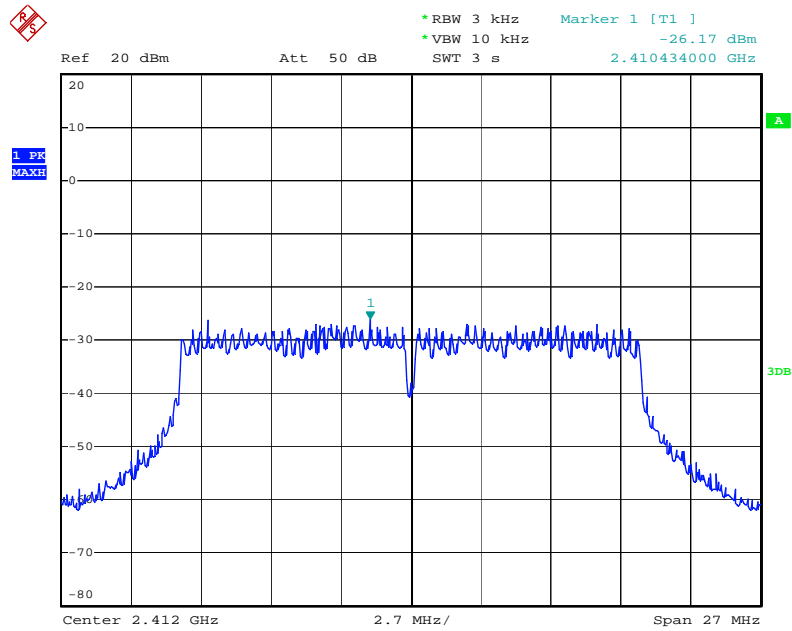
802.11g Channel Middle 2437MHz



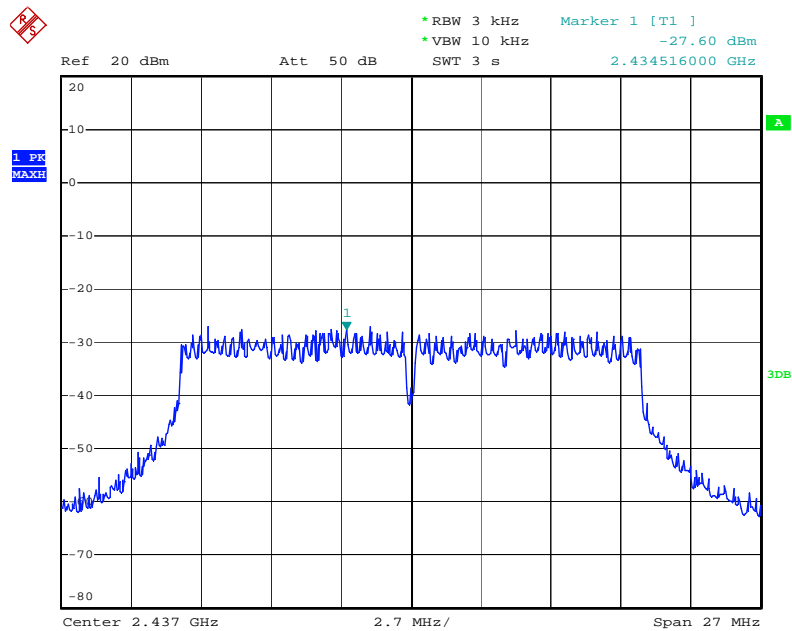
802.11g Channel High 2462MHz



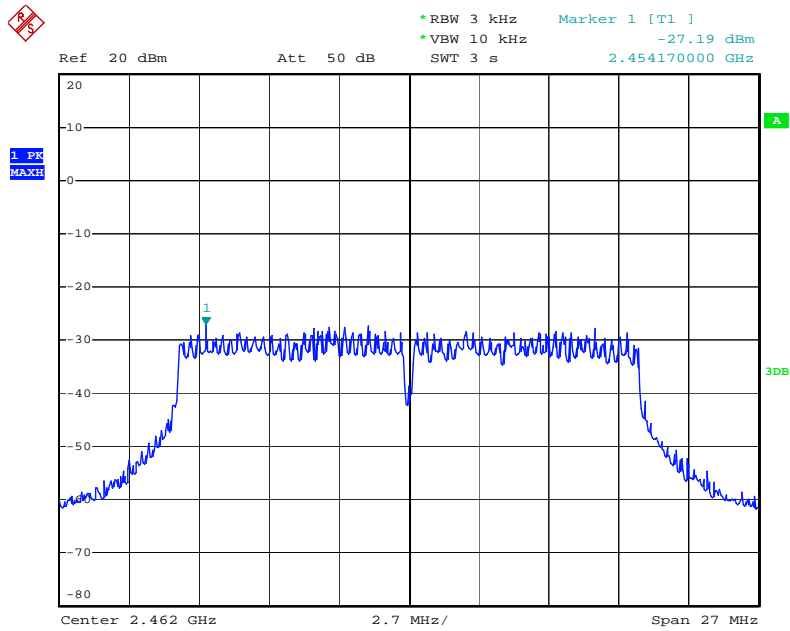
802.11n Channel Low 2412MHz (20MHz)



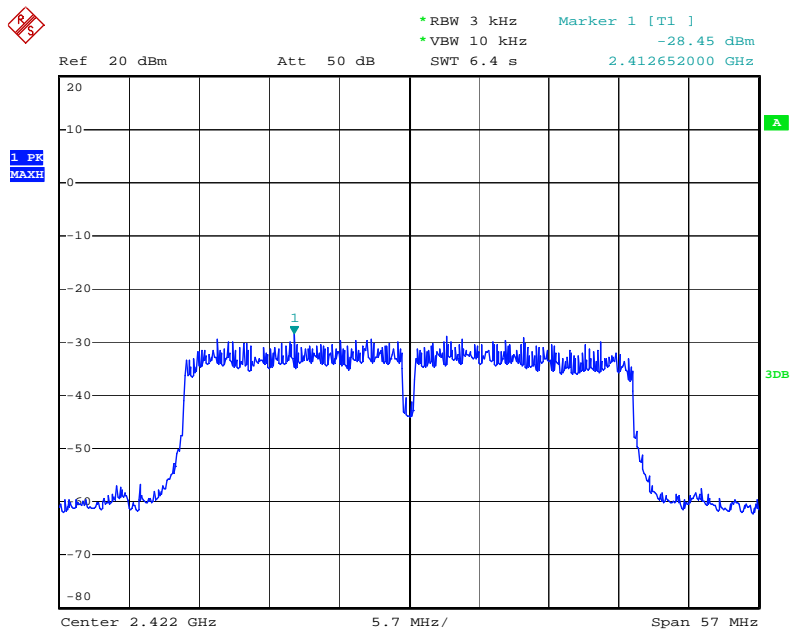
802.11n Channel Middle 2437MHz (20MHz)



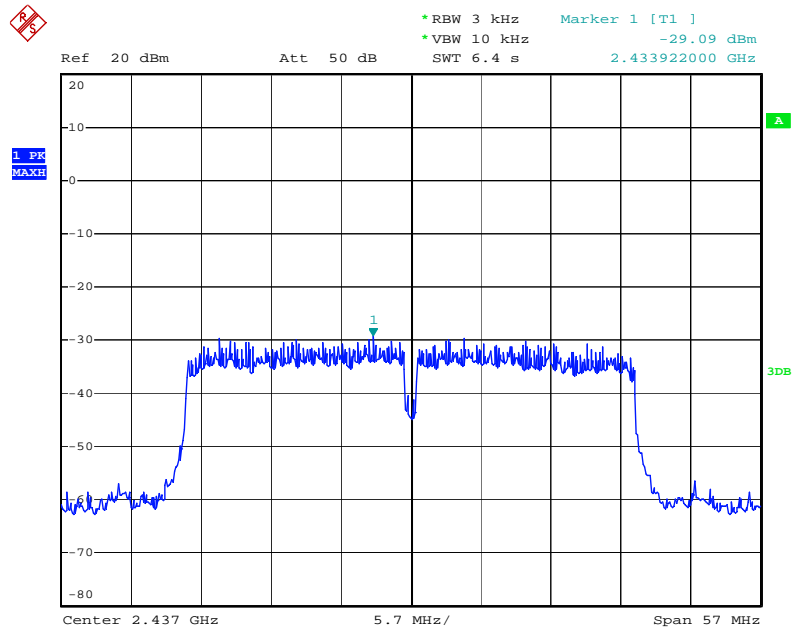
802.11n Channel High 2462MHz(20MHz)



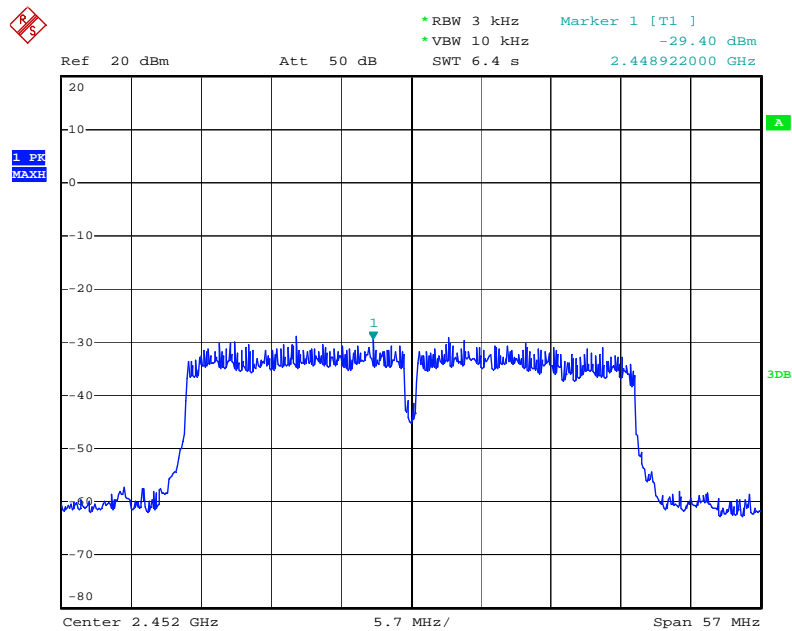
802.11n Channel Low 2422MHz (40MHz)



802.11n Channel Middle 2437MHz(40MHz)



802.11n Channel High 2452MHz(40MHz)



8. BAND EDGE COMPLIANCE TEST

8.1. Block Diagram of Test Setup



8.2. The Requirement For Section 15.247(d)

Section 15.247(d): In any 100 kHz bandwidth outside the frequency band in which the spread spectrum or digitally modulated intentional radiator is operating, the radio frequency power that is produced by the intentional radiator shall be at least 20 dB below that in the 100 kHz bandwidth within the band that contains the highest level of the desired power, based on either an RF conducted or a radiated measurement, provided the transmitter demonstrates compliance with the peak conducted power limits. If the transmitter complies with the conducted power limits based on the use of RMS averaging over a time interval, as permitted under paragraph (b)(3) of this section, the attenuation required under this paragraph shall be 30 dB instead of 20 dB. Attenuation below the general limits specified in Section 15.209(a) is not required. In addition, radiated emissions which fall in the restricted bands, as defined in Section 15.205(a), must also comply with the radiated emission limits specified in Section 15.209(a).

8.3. EUT Configuration on Measurement

The equipment are installed on the emission Measurement to meet the commission requirements and operating regulations in a manner which tends to maximize its emission characteristics in normal application.

8.4. Operating Condition of EUT

8.4.1. Setup the EUT and simulator as shown as Section 8.1.

8.4.2. Turn on the power of all equipment.

8.4.3. Let the EUT work in TX modes measure it. The transmit frequency are 2412-2462 and 2422-2452MHz MHz. We select 2412MHz, 2462MHz and 2422MHz, 2452MHz TX frequency to transmit.

8.5. Test Procedure

Conducted Band Edge:

8.5.1. The transmitter output was connected to the spectrum analyzer via a low loss cable.

8.5.2. Set RBW of spectrum analyzer to 100kHz and VBW to 300kHz.

Radiate Band Edge:

8.5.3. The EUT is placed on a turntable, which is 0.8m above the ground plane and worked at highest radiated power.

8.5.4. The turntable was rotated for 360 degrees to determine the position of maximum emission level.

8.5.5. EUT is set 3m away from the receiving antenna, which is varied from 1m to 4m to find out the highest emission.

8.5.6. Set the spectrum analyzer in the following setting in order to capture the lower and upper band-edges of the emission:

RBW=1MHz, VBW=1MHz

8.5.7. The band edges were measured and recorded.

8.6. Test Result

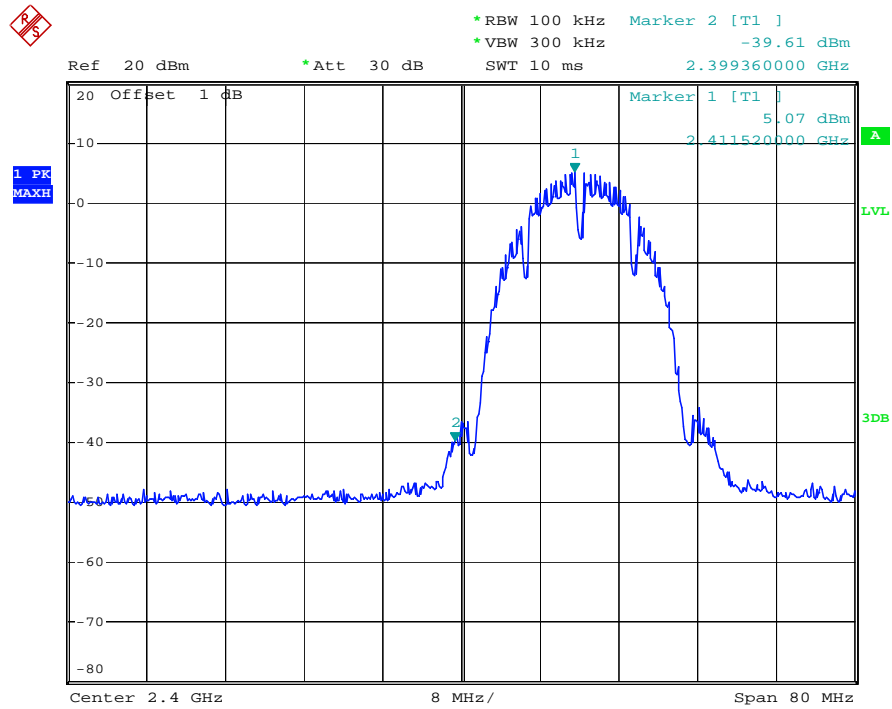
The test was performed with 802.11b		
Frequency (MHz)	Result of Band Edge (dBc)	Limit of Band Edge (dBc)
2412	44.68	> 20dBc
2462	52.87	> 20dBc

The test was performed with 802.11g		
Frequency (MHz)	Result of Band Edge (dBc)	Limit of Band Edge (dBc)
2412	34.95	> 20dBc
2462	40.66	> 20dBc

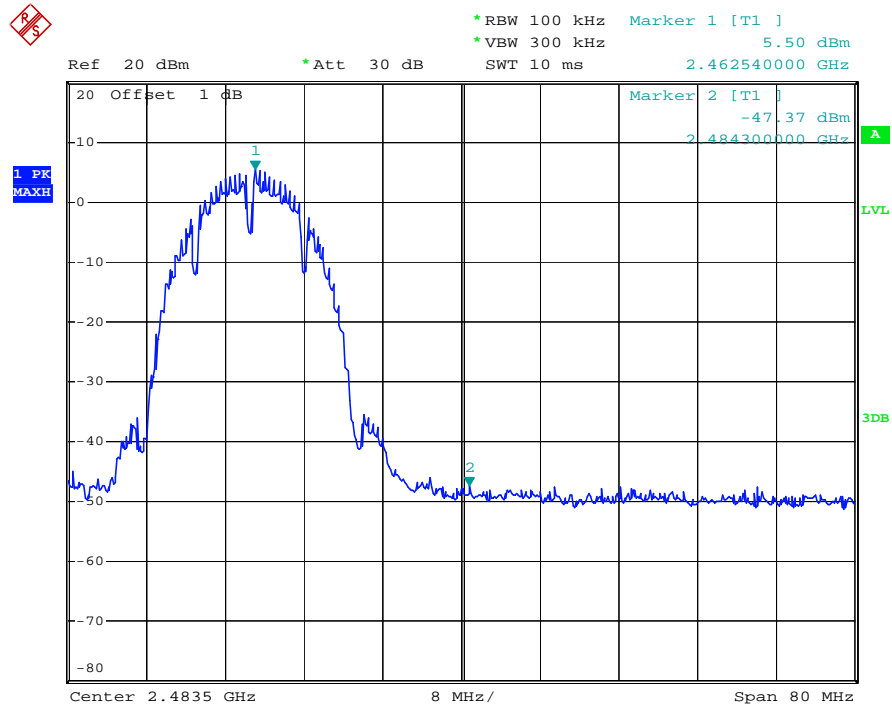
The test was performed with 802.11n (20MHz)		
Frequency (MHz)	Result of Band Edge (dBc)	Limit of Band Edge (dBc)
2412	36.25	> 20dBc
2462	41.87	> 20dBc

The test was performed with 802.11n (40MHz)		
Frequency (MHz)	Result of Band Edge (dBc)	Limit of Band Edge (dBc)
2422	31.15	> 20dBc
2452	37.70	> 20dBc

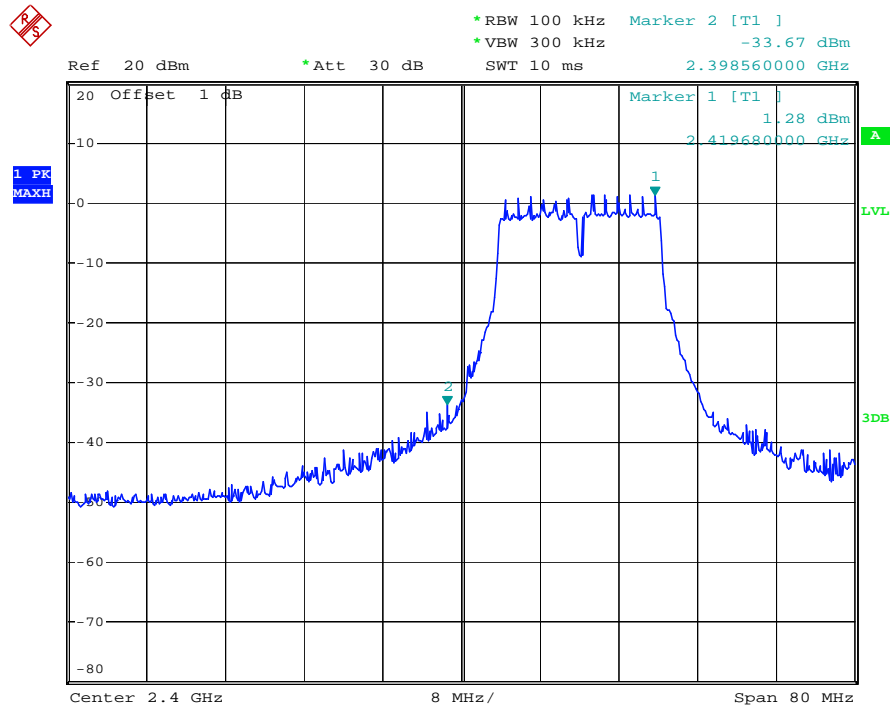
802.11b Channel Low 2412MHz



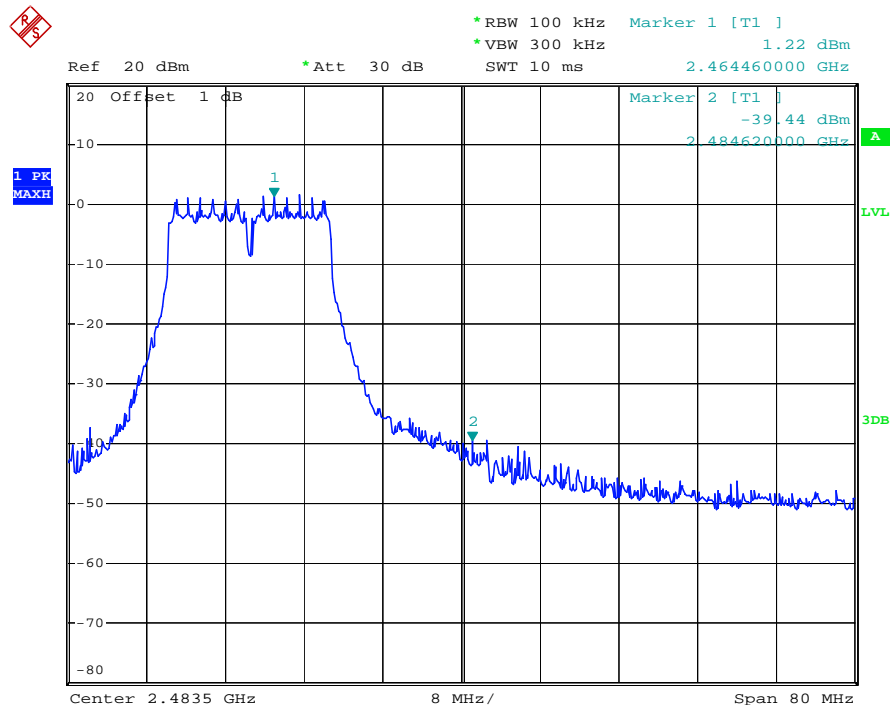
802.11b Channel High 2462MHz



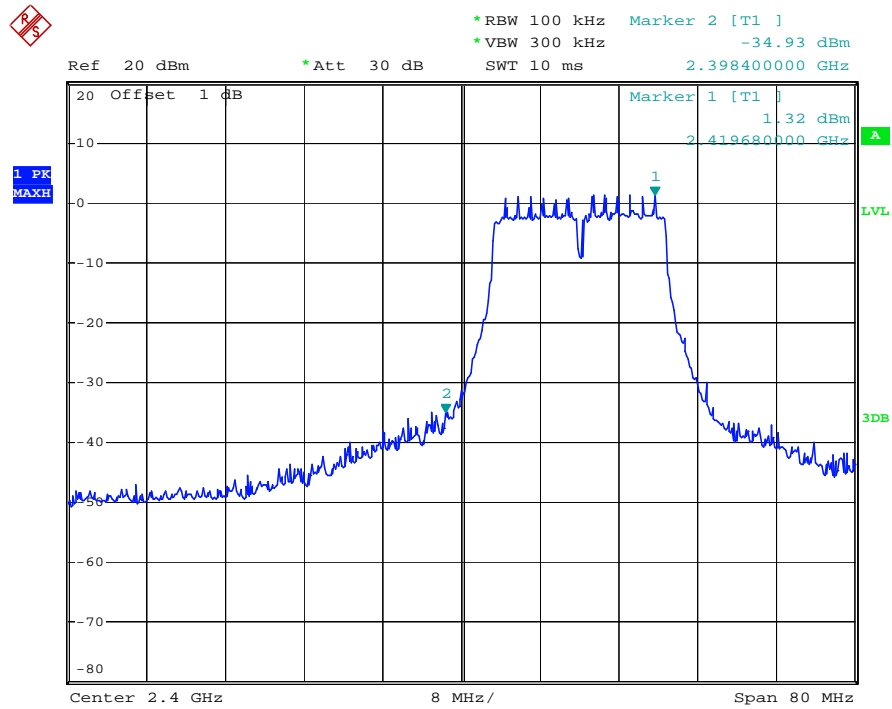
802.11g Channel Low 2412MHz



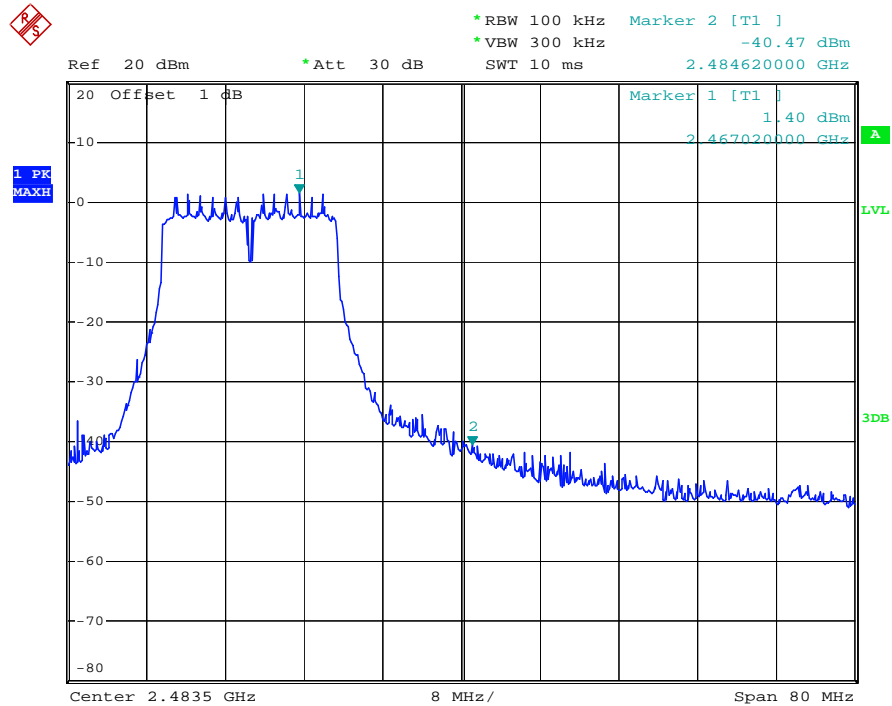
802.11g Channel High 2462MHz



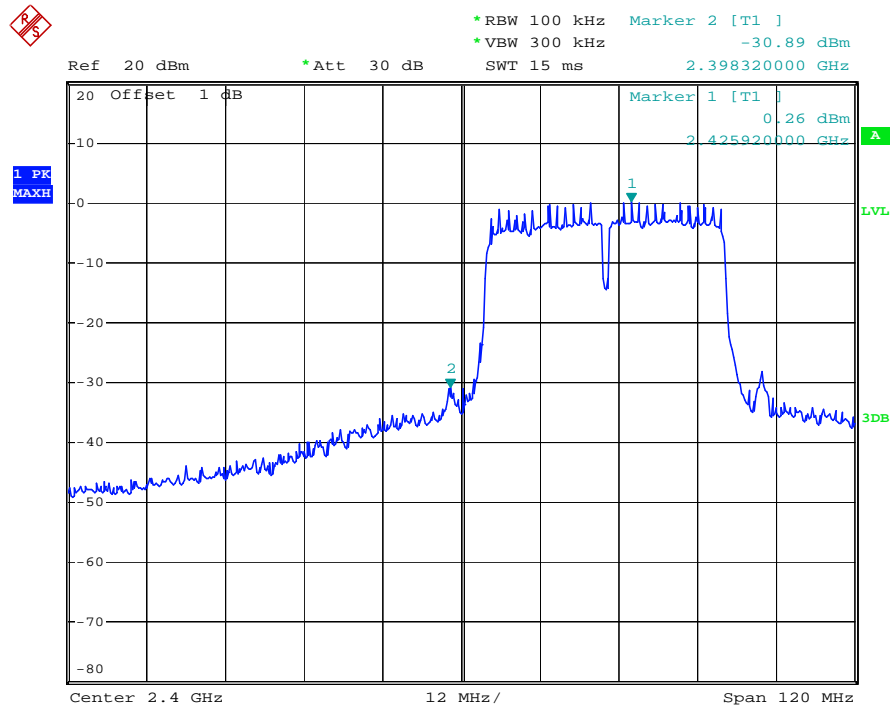
802.11n Channel Low 2412MHz (20MHz)



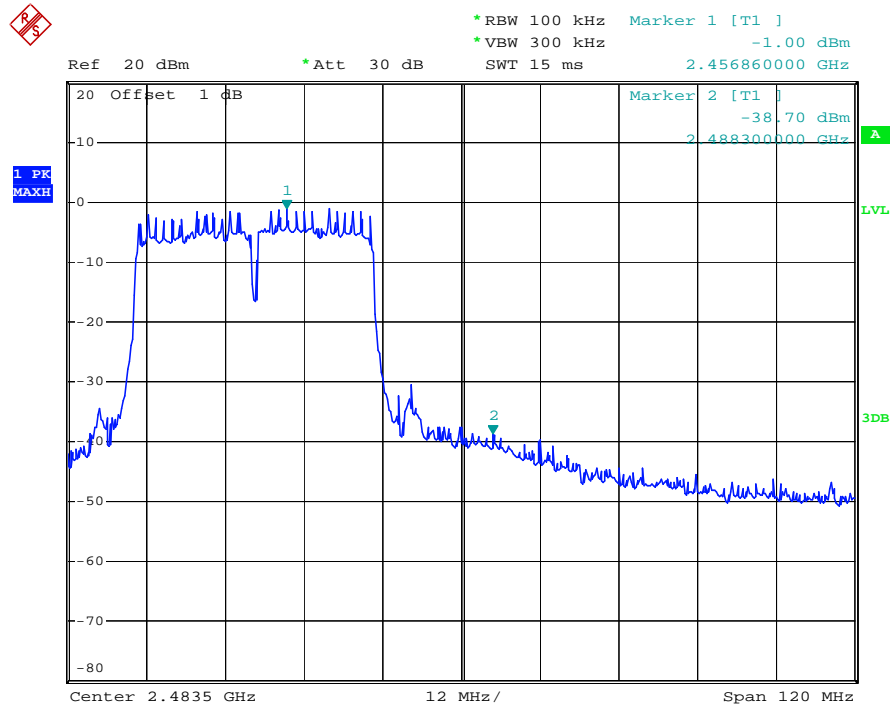
802.11n Channel High 2462MHz (20MHz)



802.11n Channel Low 2422MHz (40MHz)



802.11n Channel High 2452MHz (40MHz)



Radiated Band Edge Result

Note:

1. Emissions attenuated more than 20 dB below the permissible value are not reported.
2. The field strength is calculated by adding the antenna factor, high pass filter loss(if used) and cable loss, and subtracting the amplifier gain(if any)from the measured reading. The basic equation calculation is as follows:

$$\text{Result} = \text{Reading} + \text{Corrected Factor}$$

3. Display the measurement of peak values.



ACCURATE TECHNOLOGY CO., LTD.

F1,Bldg,A,Changyuan New Material Port Keyuan Rd,
Science & Industry Park,Nanshan Shenzhen,P.R.China

Site: 1# Chamber

Tel:+86-0755-26503290

Fax:+86-0755-26503396

Job No.: alen #2997

Standard: FCC PK

Test item: Radiation Test

Temp.(C)/Hum.(%) 25 C / 55 %

EUT: Tpad

Mode: TX 2412MHz(802.11b)

Model: A80se

Manufacturer: SHANGKE

Polarization: Horizontal

Power Source: AC 120V/60Hz

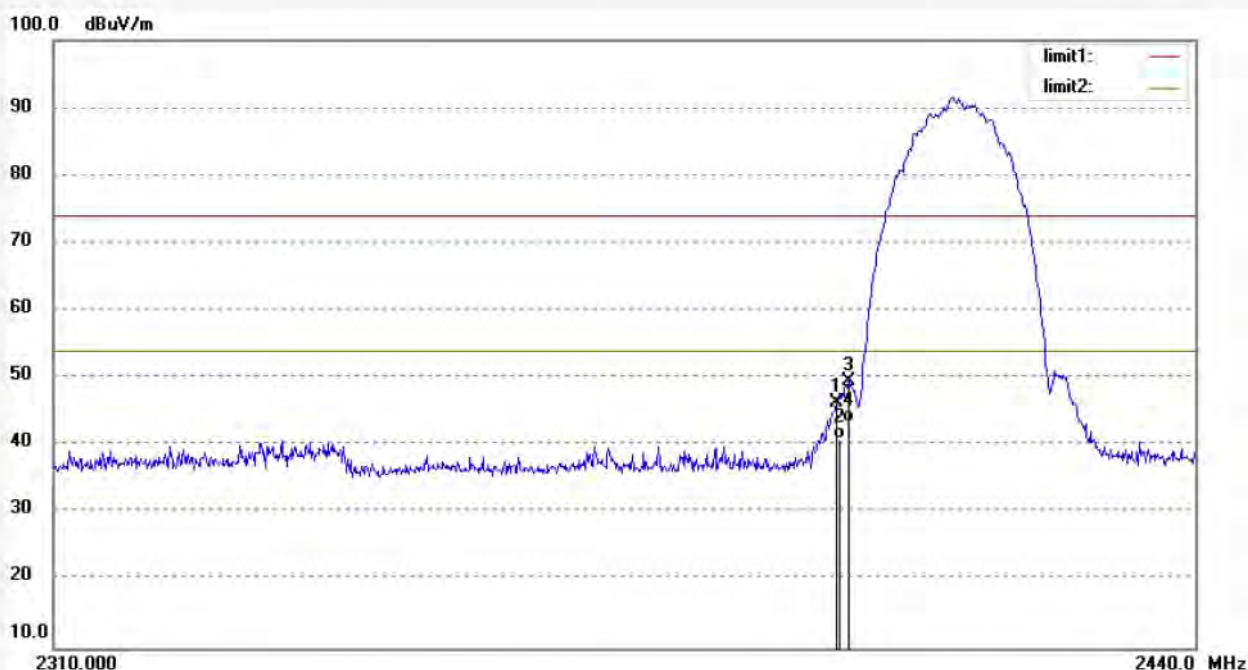
Date: 2014/05/20

Time: 16/57/37

Engineer Signature:

Distance: 3m

Note: Report No:ATE20140804



No.	Freq. (MHz)	Reading (dBuV/m)	Factor (dB)	Result (dBuV/m)	Limit (dBuV/m)	Margin (dB)	Detector	Height (cm)	Degree (deg.)	Remark
1	2398.530	53.17	-6.75	46.42	74.00	-27.58	peak			
2	2398.530	47.68	-6.75	40.93	54.00	-13.07	AVG			
3	2399.830	56.15	-6.76	49.39	74.00	-24.61	peak			
4	2399.830	50.21	-6.76	43.45	54.00	-10.55	AVG			

Job No.: alen #2999

Standard: FCC PK

Test item: Radiation Test

Temp.(C)/Hum.(%) 25 C / 55 %

EUT: Tpad

Mode: TX 2412MHz(802.11b)

Model: A80se

Manufacturer: SHANGKE

Polarization: Vertical

Power Source: AC 120V/60Hz

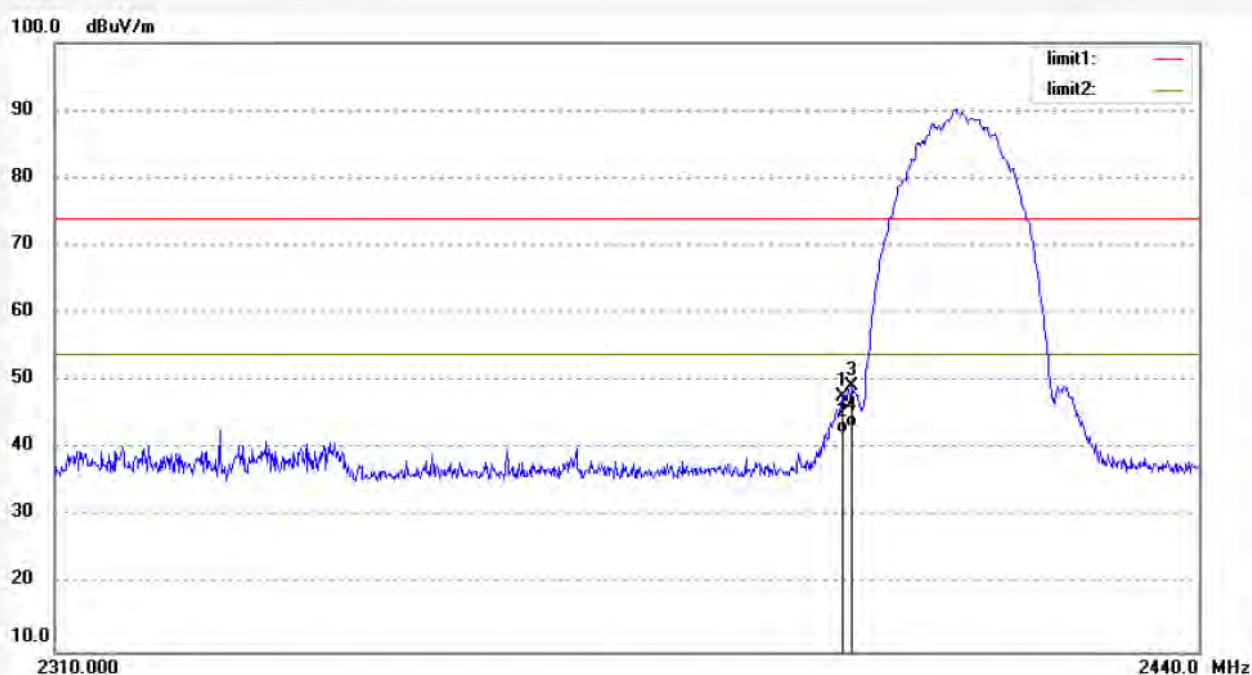
Date: 2014/05/20

Time: 17/00/37

Engineer Signature:

Distance: 3m

Note: Report No:ATE20140804



No.	Freq. (MHz)	Reading (dBuV/m)	Factor (dB)	Result (dBuV/m)	Limit (dBuV/m)	Margin (dB)	Detector	Height (cm)	Degree (deg.)	Remark
1	2398.790	54.45	-6.76	47.69	74.00	-26.31	peak			
2	2398.790	48.98	-6.76	42.22	54.00	-11.78	AVG			
3	2399.960	55.93	-6.76	49.17	74.00	-24.83	peak			
4	2399.960	50.04	-6.76	43.28	54.00	-10.72	AVG			

Job No.: alen #3001

Standard: FCC PK

Test item: Radiation Test

Temp.(C)/Hum.(%) 25 C / 55 %

EUT: Tpad

Mode: TX 2462MHz(802.11b)

Model: A80se

Manufacturer: SHANGKE

Polarization: Horizontal

Power Source: AC 120V/60Hz

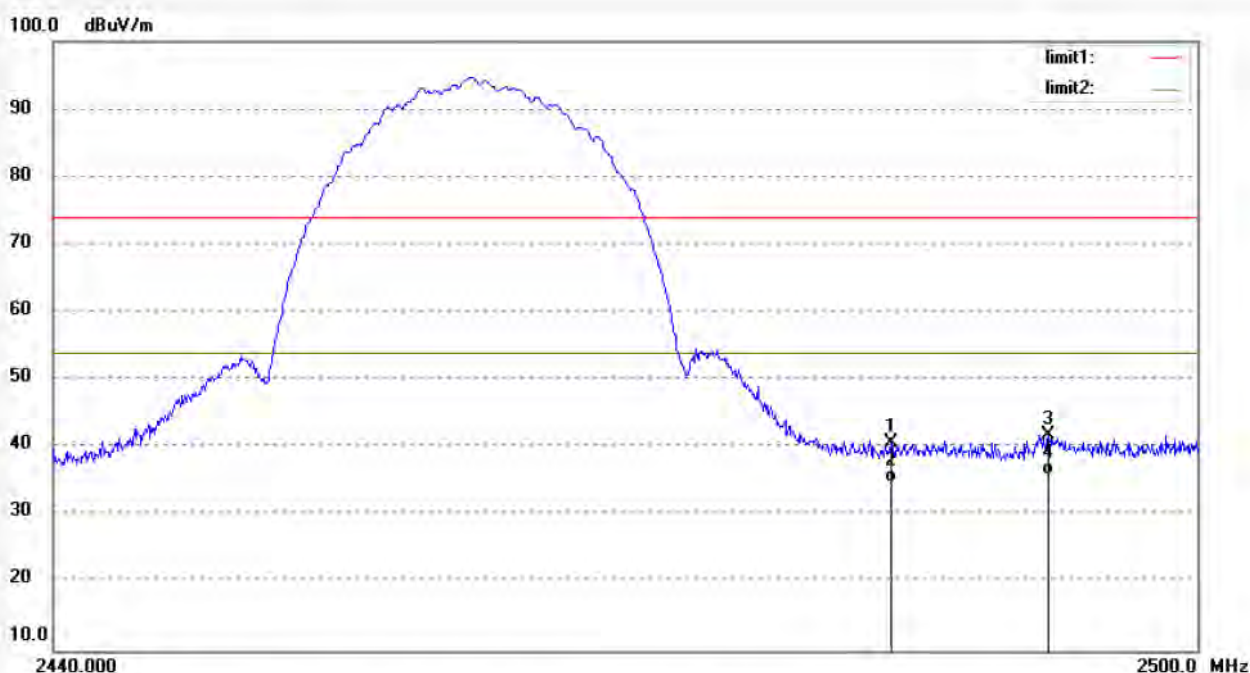
Date: 2014/05/20

Time: 17/02/47

Engineer Signature:

Distance: 3m

Note: Report No:ATE20140804





ACCURATE TECHNOLOGY CO., LTD.

F1,Bldg,A,Changyuan New Material Port Keyuan Rd,
Science & Industry Park,Nanshan Shenzhen,P.R.China

Site: 1# Chamber

Tel:+86-0755-26503290

Fax:+86-0755-26503396

Job No.: alen #3000

Standard: FCC PK

Test item: Radiation Test

Temp.(C)/Hum.(%) 25 C / 55 %

EUT: Tpad

Mode: TX 2462MHz(802.11b)

Model: A80se

Manufacturer: SHANGKE

Polarization: Vertical

Power Source: AC 120V/60Hz

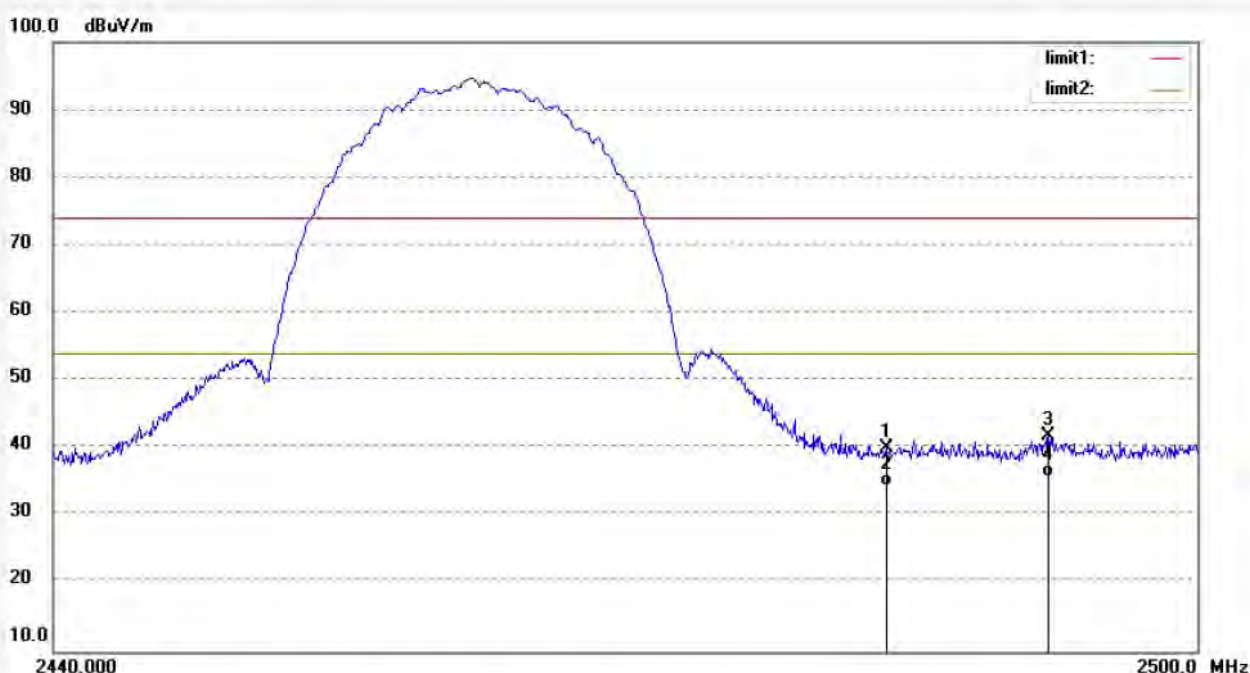
Date: 2014/05/20

Time: 17/02/06

Engineer Signature:

Distance: 3m

Note: Report No:ATE20140804



No.	Freq. (MHz)	Reading (dBuV/m)	Factor (dB)	Result (dBuV/m)	Limit (dBuV/m)	Margin (dB)	Detector	Height (cm)	Degree (deg.)	Remark
1	2483.560	46.67	-6.54	40.13	74.00	-33.87	peak			
2	2483.560	40.89	-6.54	34.35	54.00	-19.65	AVG			
3	2492.140	48.26	-6.51	41.75	74.00	-32.25	peak			
4	2492.140	42.35	-6.51	35.84	54.00	-18.16	AVG			

Job No.: alen #3005

Standard: FCC PK

Test item: Radiation Test

Temp.(C)/Hum.(%) 25 C / 55 %

EUT: Tpad

Mode: TX 2412MHz(802.11g)

Model: A80se

Manufacturer: SHANGKE

Polarization: Horizontal

Power Source: AC 120V/60Hz

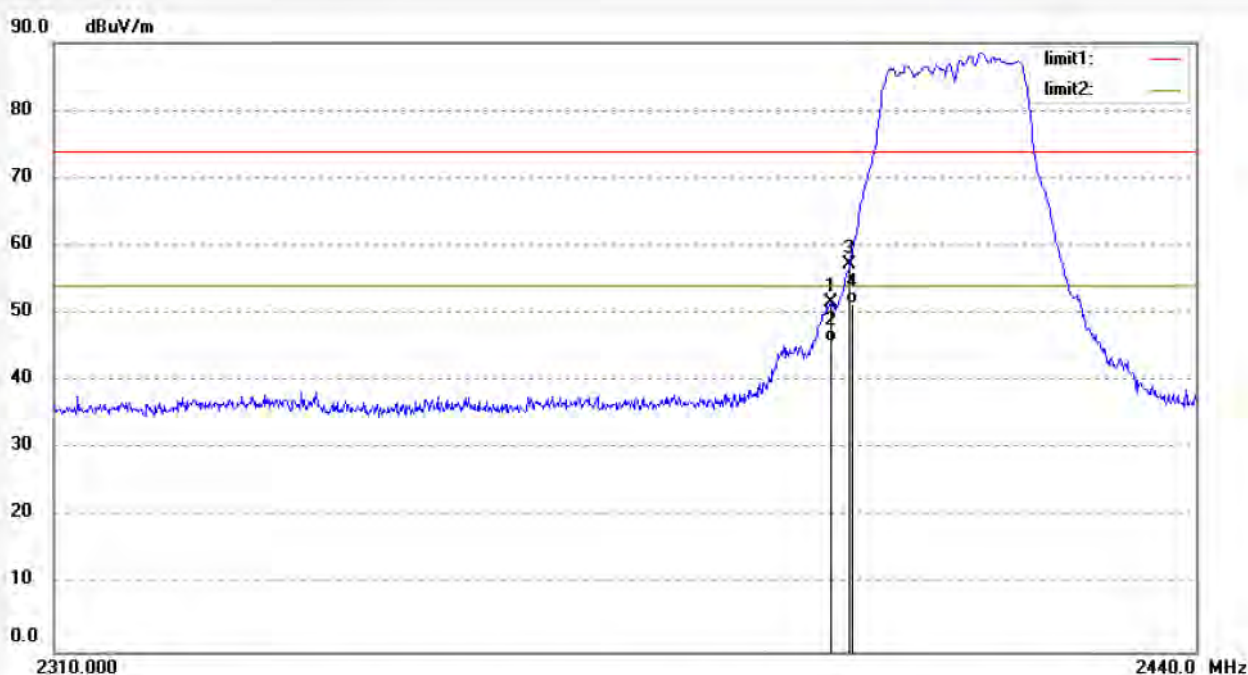
Date: 2014/05/20

Time: 17/10/15

Engineer Signature:

Distance: 3m

Note: Report No:ATE20140804



No.	Freq. (MHz)	Reading (dBuV/m)	Factor (dB)	Result (dBuV/m)	Limit (dBuV/m)	Margin (dB)	Detector	Height (cm)	Degree (deg.)	Remark
1	2397.750	58.34	-6.76	51.58	74.00	-22.42	peak			
2	2397.750	52.47	-6.76	45.71	54.00	-8.29	AVG			
3	2399.960	64.12	-6.76	57.36	74.00	-16.64	peak			
4	2399.960	58.21	-6.76	51.45	54.00	-2.55	AVG			



ACCURATE TECHNOLOGY CO., LTD.

F1,Bldg,A,Changyuan New Material Port Keyuan Rd,
Science & Industry Park,Nanshan Shenzhen,P.R.China

Site: 1# Chamber

Tel:+86-0755-26503290

Fax:+86-0755-26503396

Job No.: alen #3004

Standard: FCC PK

Test item: Radiation Test

Temp.(C)/Hum.(%) 25 C / 55 %

EUT: Tpad

Mode: TX 2412MHz(802.11g)

Model: A80se

Manufacturer: SHANGKE

Polarization: Vertical

Power Source: AC 120V/60Hz

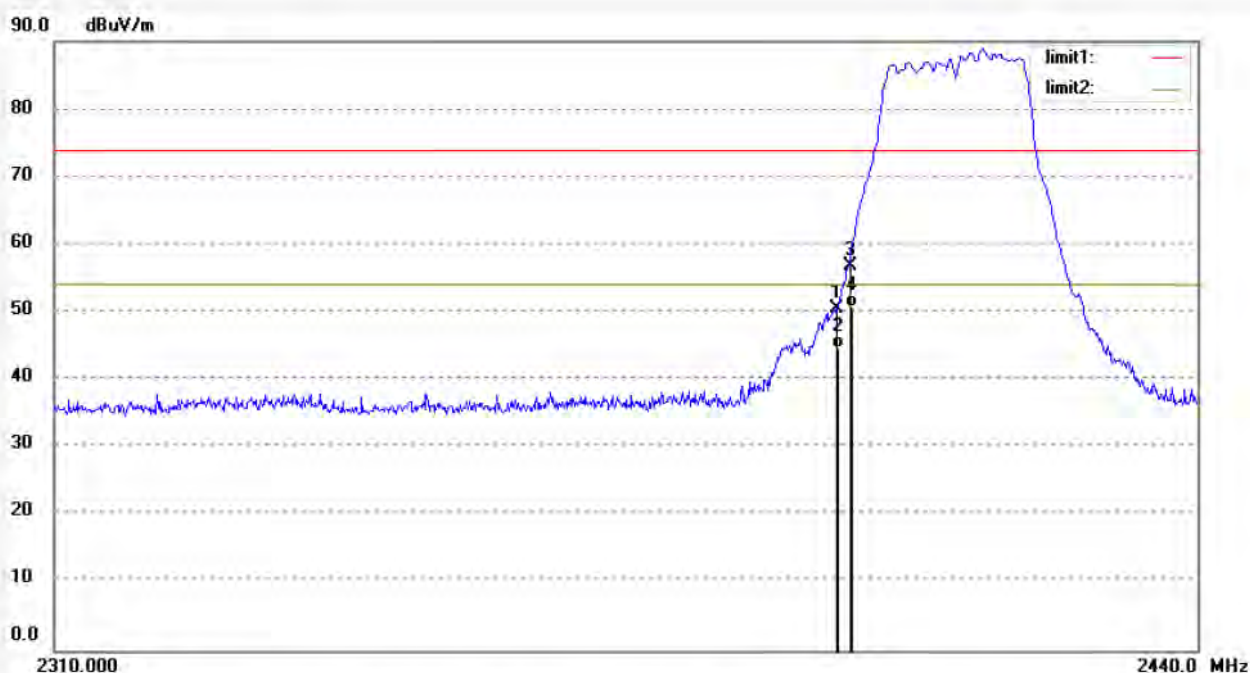
Date: 2014/05/20

Time: 17/09/31

Engineer Signature:

Distance: 3m

Note: Report No:ATE20140804



No.	Freq. (MHz)	Reading (dBuV/m)	Factor (dB)	Result (dBuV/m)	Limit (dBuV/m)	Margin (dB)	Detector	Height (cm)	Degree (deg.)	Remark
1	2398.270	57.32	-6.75	50.57	74.00	-23.43	peak			
2	2398.270	51.43	-6.75	44.68	54.00	-9.32	AVG			
3	2399.700	63.54	-6.76	56.78	74.00	-17.22	peak			
4	2399.700	57.57	-6.76	50.81	54.00	-3.19	AVG			



ACCURATE TECHNOLOGY CO., LTD.

F1,Bldg,A,Changyuan New Material Port Keyuan Rd,
Science & Industry Park,Nanshan Shenzhen,P.R.China

Site: 1# Chamber

Tel:+86-0755-26503290

Fax:+86-0755-26503396

Job No.: alen #3002

Standard: FCC PK

Test item: Radiation Test

Temp.(C)/Hum.(%) 25 C / 55 %

EUT: Tpad

Mode: TX 2462MHz(802.11g)

Model: A80se

Manufacturer: SHANGKE

Polarization: Horizontal

Power Source: AC 120V/60Hz

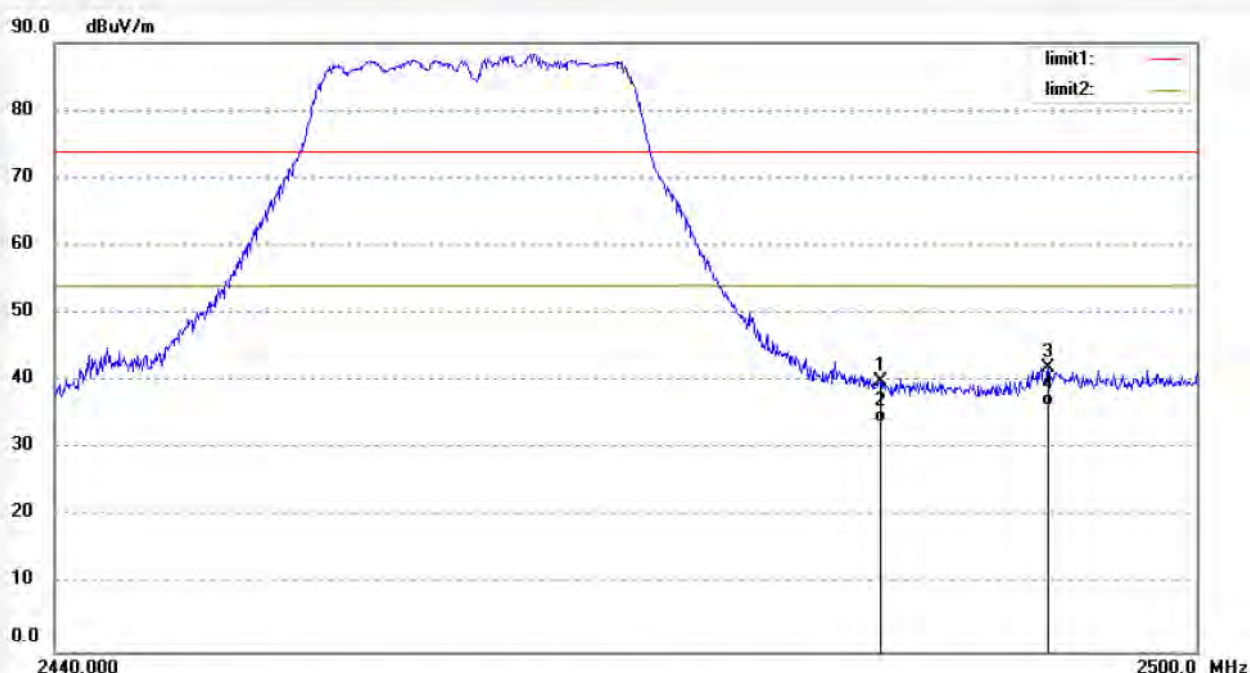
Date: 2014/05/20

Time: 17/05/05

Engineer Signature:

Distance: 3m

Note: Report No:ATE20140804



No.	Freq. (MHz)	Reading (dBuV/m)	Factor (dB)	Result (dBuV/m)	Limit (dBuV/m)	Margin (dB)	Detector	Height (cm)	Degree (deg.)	Remark
1	2483.260	46.37	-6.54	39.83	74.00	-34.17	peak			
2	2483.260	40.35	-6.54	33.81	54.00	-20.19	AVG			
3	2492.140	48.58	-6.51	42.07	74.00	-31.93	peak			
4	2492.140	42.74	-6.51	36.23	54.00	-17.77	AVG			



ACCURATE TECHNOLOGY CO., LTD.

F1,Bldg,A,Changyuan New Material Port Keyuan Rd,
Science & Industry Park,Nanshan Shenzhen,P.R.China

Site: 1# Chamber

Tel:+86-0755-26503290

Fax:+86-0755-26503396

Job No.: alen #3003

Standard: FCC PK

Test item: Radiation Test

Temp.(C)/Hum.(%) 25 C / 55 %

EUT: Tpad

Mode: TX 2462MHz(802.11g)

Model: A80se

Manufacturer: SHANGKE

Polarization: Vertical

Power Source: AC 120V/60Hz

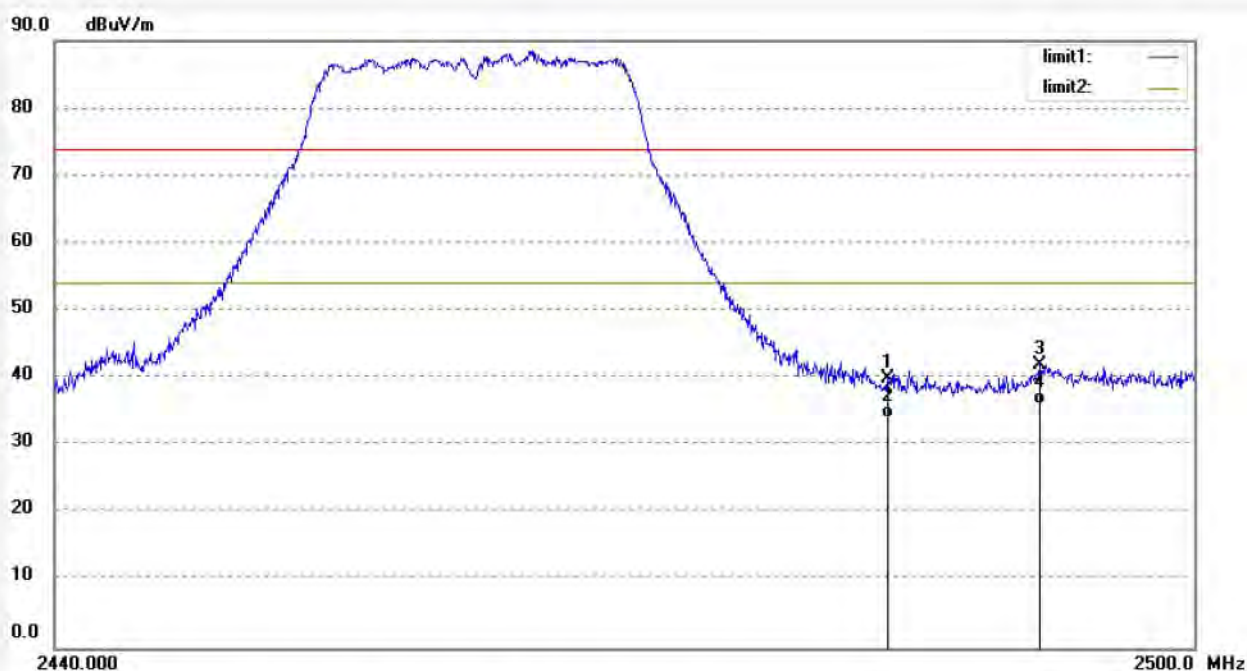
Date: 2014/05/20

Time: 17/05/45

Engineer Signature:

Distance: 3m

Note: Report No:ATE20140804



No.	Freq. (MHz)	Reading (dBuV/m)	Factor (dB)	Result (dBuV/m)	Limit (dBuV/m)	Margin (dB)	Detector	Height (cm)	Degree (deg.)	Remark
1	2483.740	46.52	-6.54	39.98	74.00	-34.02	peak			
2	2483.740	40.68	-6.54	34.14	54.00	-19.86	AVG			
3	2491.780	48.50	-6.51	41.99	74.00	-32.01	peak			
4	2491.780	42.54	-6.51	36.03	54.00	-17.97	AVG			



ACCURATE TECHNOLOGY CO., LTD.

F1,Bldg,A,Changyuan New Material Port Keyuan Rd,
Science & Industry Park,Nanshan Shenzhen,P.R.China

Site: 1# Chamber

Tel:+86-0755-26503290

Fax:+86-0755-26503396

Job No.: alen #3006

Standard: FCC PK

Test item: Radiation Test

Temp.(C)/Hum.(%) 25 C / 55 %

EUT: Tpad

Mode: TX 2412MHz(802.11n20)

Model: A80se

Manufacturer: SHANGKE

Polarization: Horizontal

Power Source: AC 120V/60Hz

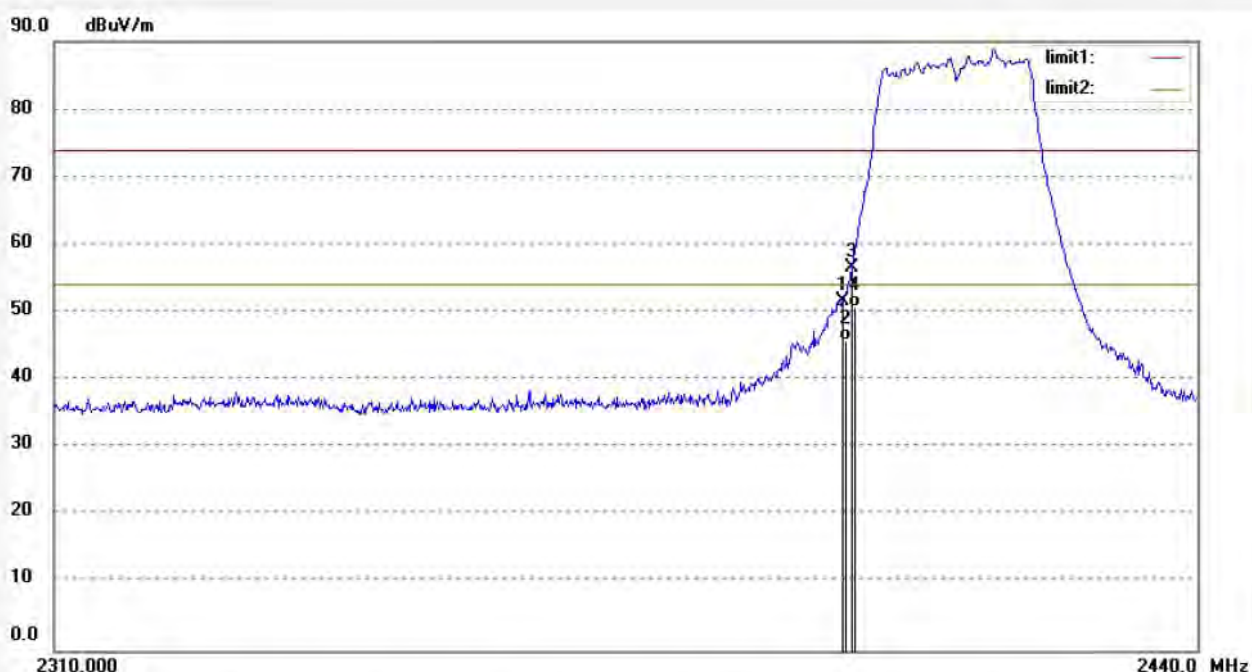
Date: 2014/05/20

Time: 17/11/35

Engineer Signature:

Distance: 3m

Note: Report No:ATE20140804



No.	Freq. (MHz)	Reading (dBuV/m)	Factor (dB)	Result (dBuV/m)	Limit (dBuV/m)	Margin (dB)	Detector	Height (cm)	Degree (deg.)	Remark
1	2399.050	58.48	-6.76	51.72	74.00	-22.28	peak			
2	2399.050	52.57	-6.76	45.81	54.00	-8.19	AVG			
3	2400.090	63.38	-6.76	56.62	74.00	-17.38	peak			
4	2400.090	57.54	-6.76	50.78	54.00	-3.22	AVG			



ACCURATE TECHNOLOGY CO., LTD.

F1,Bldg,A,Changyuan New Material Port Keyuan Rd,
Science & Industry Park,Nanshan Shenzhen,P.R.China

Site: 1# Chamber

Tel:+86-0755-26503290

Fax:+86-0755-26503396

Job No.: alen #3007

Standard: FCC PK

Test item: Radiation Test

Temp.(C)/Hum.(%) 25 C / 55 %

EUT: Tpad

Mode: TX 2412MHz(802.11n20)

Model: A80se

Manufacturer: SHANGKE

Polarization: Vertical

Power Source: AC 120V/60Hz

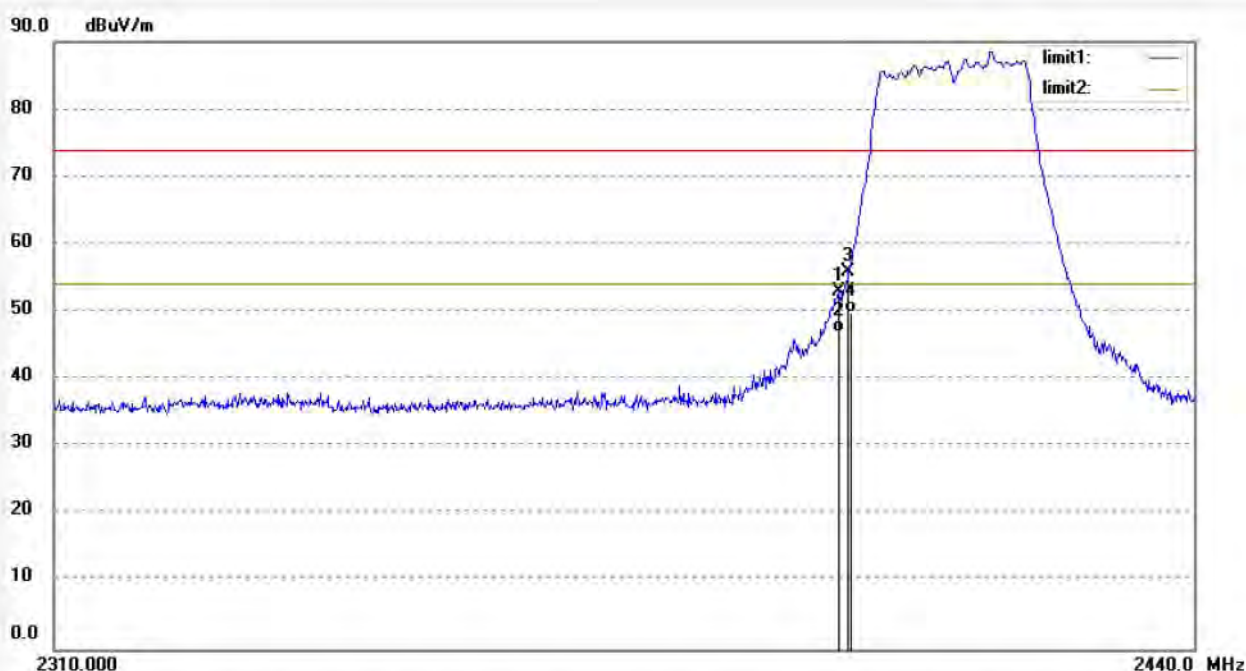
Date: 2014/05/20

Time: 17/12/08

Engineer Signature:

Distance: 3m

Note: Report No:ATE20140804



No.	Freq. (MHz)	Reading (dBuV/m)	Factor (dB)	Result (dBuV/m)	Limit (dBuV/m)	Margin (dB)	Detector	Height (cm)	Degree (deg.)	Remark
1	2398.790	59.66	-6.76	52.90	74.00	-21.10	peak			
2	2398.790	53.75	-6.76	46.99	54.00	-7.01	AVG			
3	2399.960	62.62	-6.76	55.86	74.00	-18.14	peak			
4	2399.960	56.58	-6.76	49.82	54.00	-4.18	AVG			



ACCURATE TECHNOLOGY CO., LTD.

F1,Bldg,A,Changyuan New Material Port Keyuan Rd,
Science & Industry Park,Nanshan Shenzhen,P.R.China

Site: 1# Chamber

Tel:+86-0755-26503290

Fax:+86-0755-26503396

Job No.: alen #3009

Standard: FCC PK

Test item: Radiation Test

Temp.(C)/Hum.(%) 25 C / 55 %

EUT: Tpad

Mode: TX 2462MHz(802.11n20)

Model: A80se

Manufacturer: SHANGKE

Polarization: Horizontal

Power Source: AC 120V/60Hz

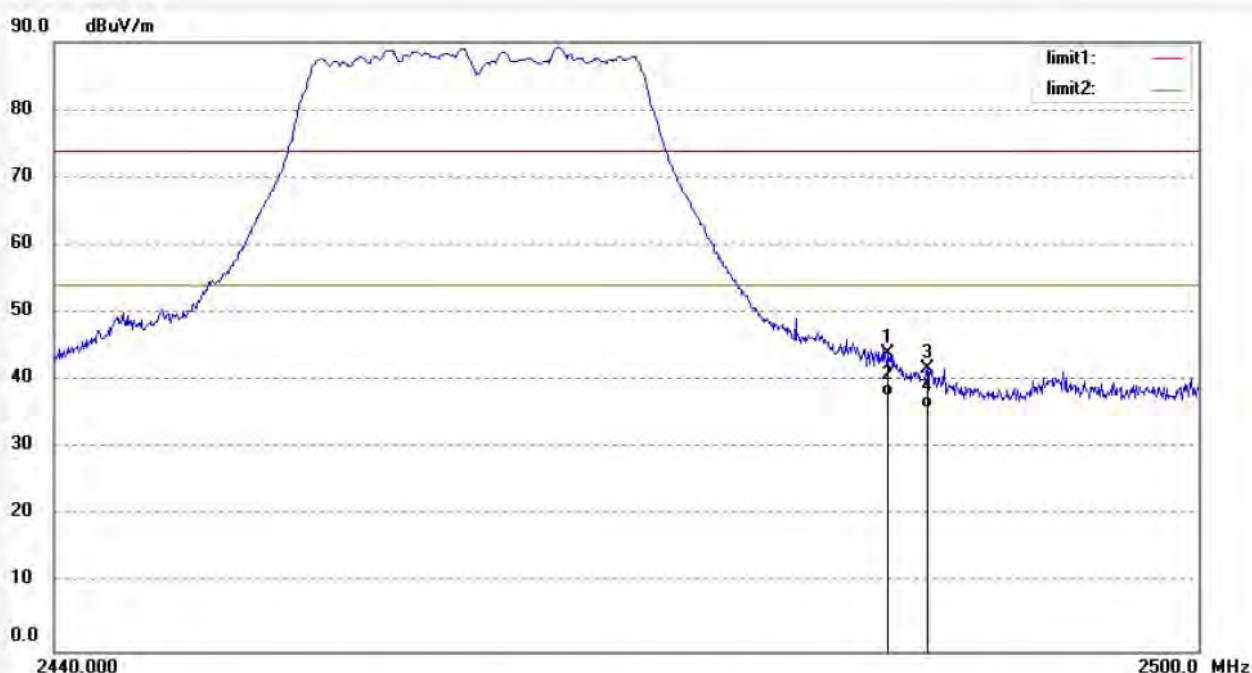
Date: 2014/05/20

Time: 17/14/10

Engineer Signature:

Distance: 3m

Note: Report No:ATE20140804



No.	Freq. (MHz)	Reading (dBuV/m)	Factor (dB)	Result (dBuV/m)	Limit (dBuV/m)	Margin (dB)	Detector	Height (cm)	Degree (deg.)	Remark
1	2483.620	50.47	-6.54	43.93	74.00	-30.07	peak			
2	2483.620	44.28	-6.54	37.74	54.00	-16.26	AVG			
3	2485.660	48.29	-6.54	41.75	74.00	-32.25	peak			
4	2485.660	42.32	-6.54	35.78	54.00	-18.22	AVG			

Job No.: alen #3008

Standard: FCC PK

Test item: Radiation Test

Temp.(C)/Hum.(%) 25 C / 55 %

EUT: Tpad

Mode: TX 2462MHz(802.11n20)

Model: A80se

Manufacturer: SHANGKE

Polarization: Vertical

Power Source: AC 120V/60Hz

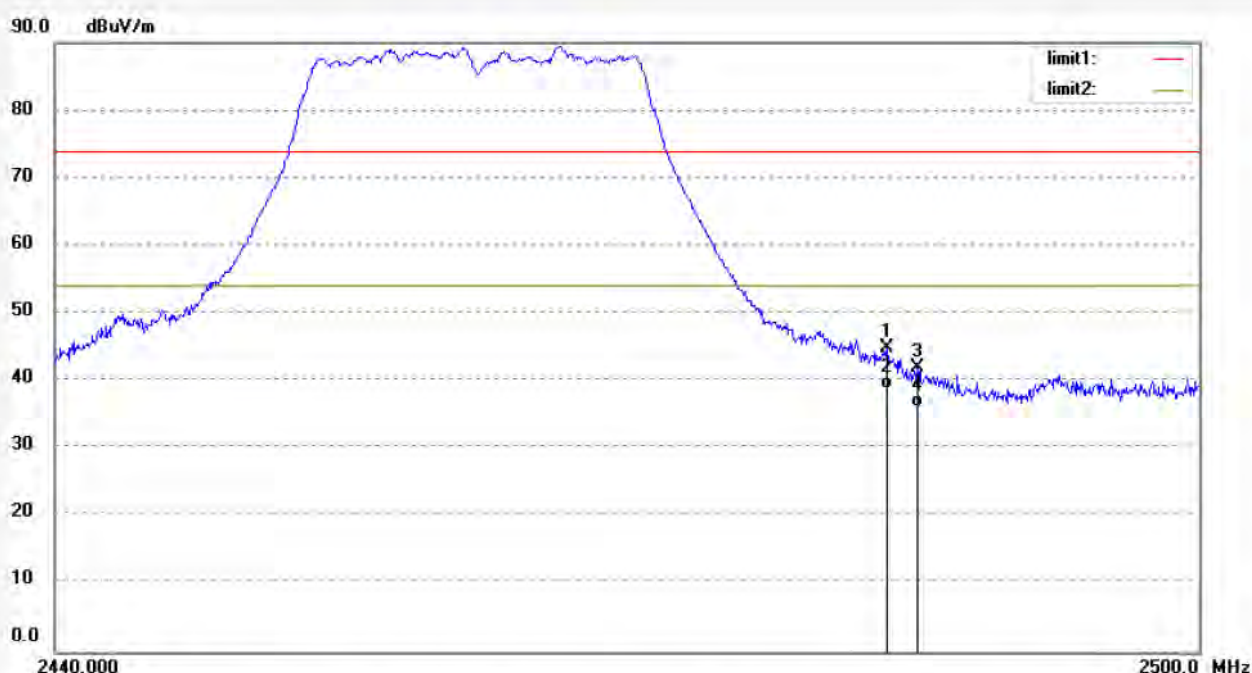
Date: 2014/05/20

Time: 17/13/33

Engineer Signature:

Distance: 3m

Note: Report No:ATE20140804



No.	Freq. (MHz)	Reading (dBuV/m)	Factor (dB)	Result (dBuV/m)	Limit (dBuV/m)	Margin (dB)	Detector	Height (cm)	Degree (deg.)	Remark
1	2483.500	51.51	-6.54	44.97	74.00	-29.03	peak			
2	2483.500	45.39	-6.54	38.85	54.00	-15.15	AVG			
3	2485.120	48.48	-6.54	41.94	74.00	-32.06	peak			
4	2485.120	42.57	-6.54	36.03	54.00	-17.97	AVG			



ACCURATE TECHNOLOGY CO., LTD.

F1,Bldg,A,Changyuan New Material Port Keyuan Rd,
Science & Industry Park,Nanshan Shenzhen,P.R.China

Site: 1# Chamber

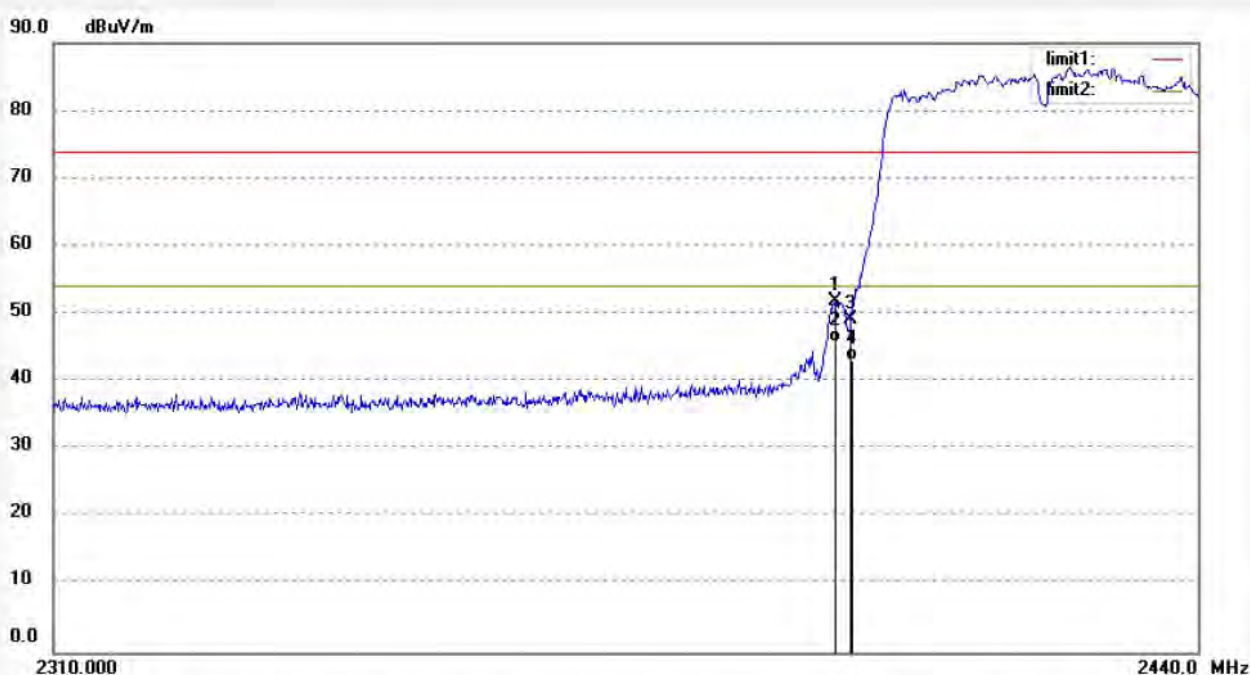
Tel:+86-0755-26503290

Fax:+86-0755-26503396

Job No.: alen #3013
Standard: FCC PK
Test item: Radiation Test
Temp.(C)/Hum.(%) 25 C / 55 %
EUT: Tpad
Mode: TX 2422MHz(802.11n40)
Model: A80se
Manufacturer: SHANGKE

Polarization: Horizontal
Power Source: AC 120V/60Hz
Date: 2014/05/20
Time: 17/18/29
Engineer Signature:
Distance: 3m

Note: Report No:ATE20140804



No.	Freq. (MHz)	Reading (dBuV/m)	Factor (dB)	Result (dBuV/m)	Limit (dBuV/m)	Margin (dB)	Detector	Height (cm)	Degree (deg.)	Remark
1	2398.140	58.70	-6.75	51.95	74.00	-22.05	peak			
2	2398.140	52.57	-6.75	45.82	54.00	-8.18	AVG			
3	2399.960	55.85	-6.76	49.09	74.00	-24.91	peak			
4	2399.960	49.78	-6.76	43.02	54.00	-10.98	AVG			



ACCURATE TECHNOLOGY CO., LTD.

F1,Bldg,A,Changyuan New Material Port Keyuan Rd,
Science & Industry Park,Nanshan Shenzhen,P.R.China

Site: 1# Chamber

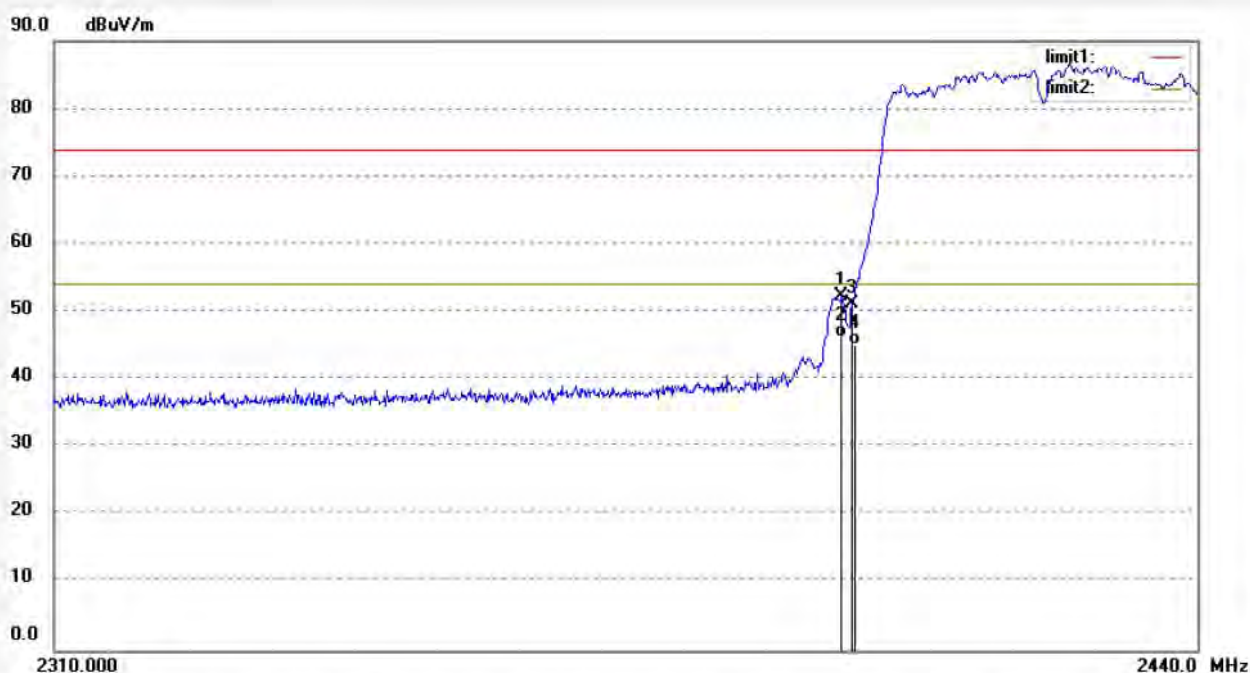
Tel:+86-0755-26503290

Fax:+86-0755-26503396

Job No.: alen #3012
Standard: FCC PK
Test item: Radiation Test
Temp.(C)/Hum.(%) 25 C / 55 %
EUT: Tpad
Mode: TX 2422MHz(802.11n40)
Model: A80se
Manufacturer: SHANGKE

Polarization: Vertical
Power Source: AC 120V/60Hz
Date: 2014/05/20
Time: 17/17/54
Engineer Signature:
Distance: 3m

Note: Report No:ATE20140804



No.	Freq. (MHz)	Reading (dBuV/m)	Factor (dB)	Result (dBuV/m)	Limit (dBuV/m)	Margin (dB)	Detector	Height (cm)	Degree (deg.)	Remark
1	2398.920	59.05	-6.76	52.29	74.00	-21.71	peak			
2	2398.920	52.98	-6.76	46.22	54.00	-7.78	AVG			
3	2400.090	57.97	-6.76	51.21	74.00	-22.79	peak			
4	2400.090	51.87	-6.76	45.11	54.00	-8.89	AVG			



ACCURATE TECHNOLOGY CO., LTD.

F1,Bldg,A,Changyuan New Material Port Keyuan Rd,
Science & Industry Park,Nanshan Shenzhen,P.R.China

Site: 1# Chamber

Tel:+86-0755-26503290

Fax:+86-0755-26503396

Job No.: alen #3010

Standard: FCC PK

Test item: Radiation Test

Temp.(C)/Hum.(%) 25 C / 55 %

EUT: Tpad

Mode: TX 2452MHz(802.11n40)

Model: A80se

Manufacturer: SHANGKE

Polarization: Horizontal

Power Source: AC 120V/60Hz

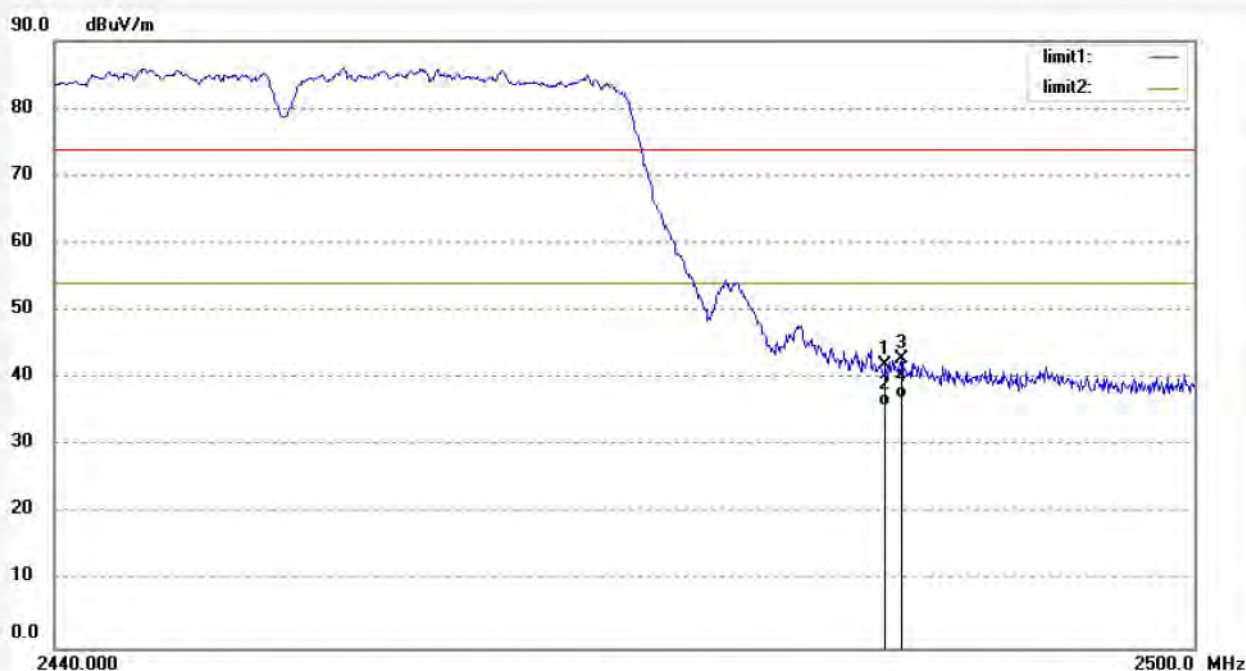
Date: 2014/05/20

Time: 17/15/34

Engineer Signature:

Distance: 3m

Note: Report No:ATE20140804



No.	Freq. (MHz)	Reading (dBuV/m)	Factor (dB)	Result (dBuV/m)	Limit (dBuV/m)	Margin (dB)	Detector	Height (cm)	Degree (deg.)	Remark
1	2483.620	48.41	-6.54	41.87	74.00	-32.13	peak			
2	2483.620	42.48	-6.54	35.94	54.00	-18.06	AVG			
3	2484.460	49.30	-6.54	42.76	74.00	-31.24	peak			
4	2484.460	43.51	-6.54	36.97	54.00	-17.03	AVG			

Job No.: alen #3011

Standard: FCC PK

Test item: Radiation Test

Temp.(C)/Hum.(%) 25 C / 55 %

EUT: Tpad

Mode: TX 2452MHz(802.11n40)

Model: A80se

Manufacturer: SHANGKE

Polarization: Vertical

Power Source: AC 120V/60Hz

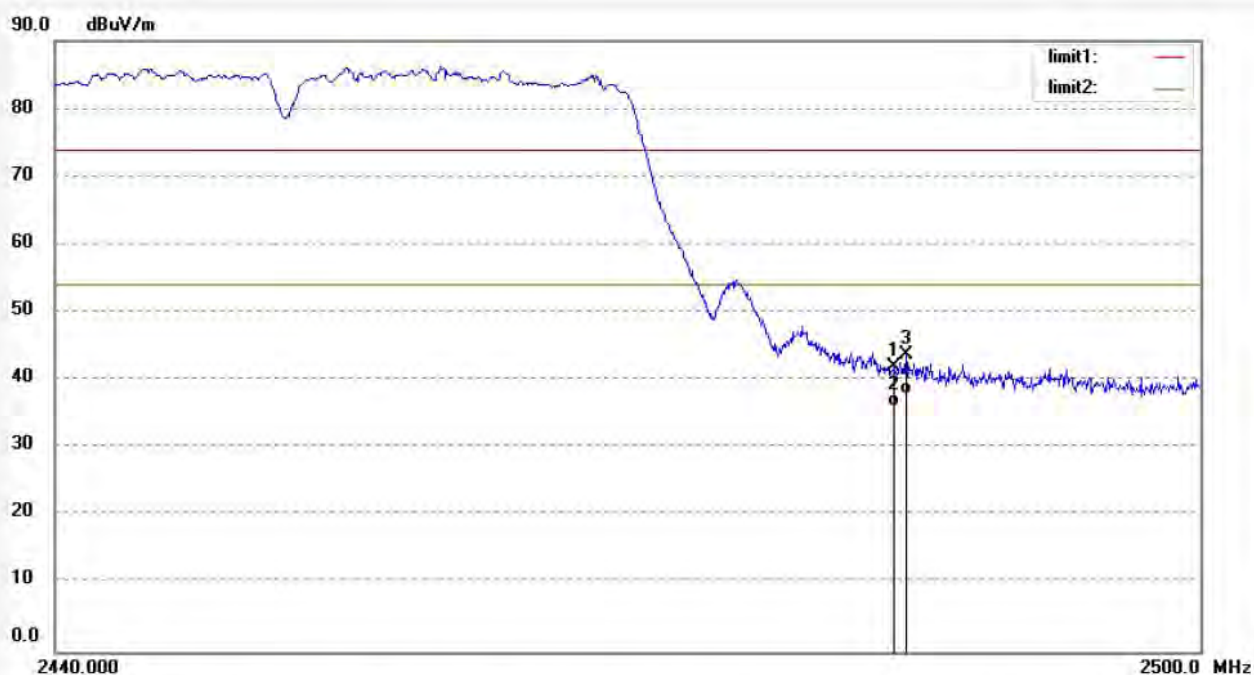
Date: 2014/05/20

Time: 17/16/16

Engineer Signature:

Distance: 3m

Note: Report No:ATE20140804




No.	Freq. (MHz)	Reading (dBuV/m)	Factor (dB)	Result (dBuV/m)	Limit (dBuV/m)	Margin (dB)	Detector	Height (cm)	Degree (deg.)	Remark
1	2483.860	48.59	-6.54	42.05	74.00	-31.95	peak			
2	2483.860	42.65	-6.54	36.11	54.00	-17.89	AVG			
3	2484.460	50.24	-6.54	43.70	74.00	-30.30	peak			
4	2484.460	44.38	-6.54	37.84	54.00	-16.16	AVG			

9. RADIATED SPURIOUS EMISSION TEST

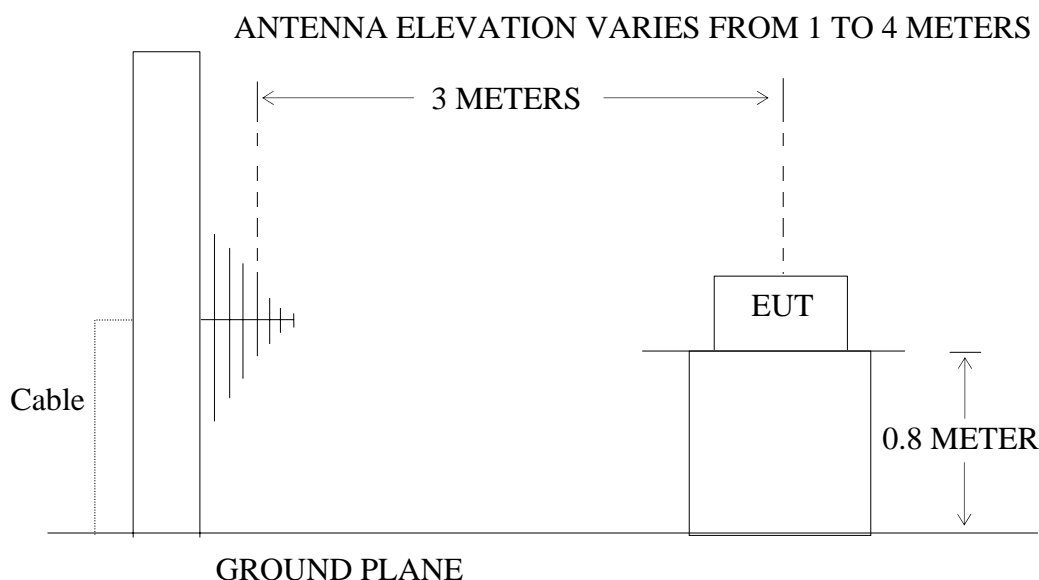
9.1. Block Diagram of Test Setup

9.1.1. Block diagram of connection between the EUT and peripherals



Setup: Transmitting mode

9.1.2. Semi-Anechoic Chamber Test Setup Diagram



9.2. The Limit For Section 15.247(d)

Section 15.247(d): In any 100 kHz bandwidth outside the frequency band in which the spread spectrum or digitally modulated intentional radiator is operating, the radio frequency power that is produced by the intentional radiator shall be at least 20 dB below that in the 100 kHz bandwidth within the band that contains the highest level of the desired power, based on either an RF conducted or a radiated measurement, provided the

transmitter demonstrates compliance with the peak conducted power limits. If the transmitter complies with the conducted power limits based on the use of RMS averaging over a time interval, as permitted under paragraph (b)(3) of this section, the attenuation required under this paragraph shall be 30 dB instead of 20 dB. Attenuation below the general limits specified in Section 15.209(a) is not required. In addition, radiated emissions which fall in the restricted bands, as defined in Section 15.205(a), must also comply with the radiated emission limits specified in Section 15.209(a).

9.3.Restricted bands of operation

9.3.1.FCC Part 15.205 Restricted bands of operation

(a) Except as shown in paragraph (d) of this section, Only spurious emissions are permitted in any of the frequency bands listed below:

MHz	MHz	MHz	GHz
0.090-0.110	16.42-16.423	399.9-410	4.5-5.15
¹ 0.495-0.505	16.69475-16.69525	608-614	5.35-5.46
2.1735-2.1905	16.80425-16.80475	960-1240	7.25-7.75
4.125-4.128	25.5-25.67	1300-1427	8.025-8.5
4.17725-4.17775	37.5-38.25	1435-1626.5	9.0-9.2
4.20725-4.20775	73-74.6	1645.5-1646.5	9.3-9.5
6.215-6.218	74.8-75.2	1660-1710	10.6-12.7
6.26775-6.26825	108-121.94	1718.8-1722.2	13.25-13.4
6.31175-6.31225	123-138	2200-2300	14.47-14.5
8.291-8.294	149.9-150.05	2310-2390	15.35-16.2
8.362-8.366	156.52475-156.52525	2483.5-2500	17.7-21.4
8.37625-8.38675	156.7-156.9	2690-2900	22.01-23.12
8.41425-8.41475	162.0125-167.17	3260-3267	23.6-24.0
12.29-12.293	167.72-173.2	3332-3339	31.2-31.8
12.51975-12.52025	240-285	3345.8-3358	36.43-36.5
12.57675-12.57725	322-335.4	3600-4400	(²)
13.36-13.41			

¹Until February 1, 1999, this restricted band shall be 0.490-0.510

²Above 38.6

(b) Except as provided in paragraphs (d) and (e), the field strength of emission appearing within these frequency bands shall not exceed the limits shown in Section 15.209. At frequencies equal to or less than 1000MHz, Compliance with the limits in Section 15.209 shall be demonstrated using measurement instrumentation employing a CISPR quasi-peak detector. Above 1000MHz, compliance with the emission limits in Section 15.209 shall be demonstrated based on the average value of the measured emissions. The provisions in Section 15.35 apply to these measurements.

9.4.Configuration of EUT on Measurement

The equipment are installed on Radiated Emission Measurement to meet the commission requirements and operating regulations in a manner which tends to maximize its emission characteristics in normal application.

9.5. Operating Condition of EUT

9.5.1. Setup the EUT and simulator as shown as Section 9.1.

9.5.2. Turn on the power of all equipment.

9.5.3. Let the EUT work in TX modes measure it. The transmit frequency are 2412-2462 and 2422-2452MHz. We select 2412MHz, 2437MHz, 2462MHz and 2422MHz, 2437MHz, 2452MHz TX frequency to transmit.

9.6. Test Procedure

The EUT and its simulators are placed on a turntable, which is 0.8 meter high above ground. The turntable can rotate 360 degrees to determine the position of the maximum emission level. EUT is set 3.0 meters away from the receiving antenna, which is mounted on an antenna tower. The antenna can be moved up and down between 1.0 meter and 4 meters to find out the maximum emission level. Broadband antenna (calibrated bilog antenna) is used as receiving antenna. Both horizontal and vertical polarizations of the antenna are set on measurement. In order to find the maximum emission levels, all of the interface cables must be manipulated according to ANSI C63.4: 2009 on radiated emission measurement. The EUT was tested in 3 orthogonal planes.

The worst-case data rate for this channel to be 1Mbps for 802.11b mode and 6Mbps for 802.11g mode and 150Mbps for 802.11n mode, based on previous with 802.11 WLAN product design architectures.

The bandwidth of test receiver is set at 9kHz in below 30MHz. and set at 120kHz in 30-1000MHz, and 1MHz in above 1000MHz.

The frequency range from 9kHz to 25GHz is checked.

The final measurement in band 9-90kHz, 110-490kHz and above 1000MHz is performed with Average detector. Except those frequency bands mention above, the final measurement for frequencies below 1000MHz is performed with Quasi Peak detector.

The field strength is calculated by adding the antenna factor, and cable loss, and subtracting the amplifier gain from the measured reading. The basic equation calculation is as follows:

Result = Reading + Corrected Factor

Where Corrected Factor = Antenna Factor + Cable Loss – Amplifier Gain

9.7. The Field Strength of Radiation Emission Measurement Results

Note: 1. Emissions attenuated more than 20 dB below the permissible value are not reported.

2. The average measurement was not performed when peak measured data under the limit of average detection.

3. The fundamental radiated emissions were reduced by Band Reject Filter in the attached plots.

4. The EUT is tested radiation emission at each test mode(802.11 b/g/n) in three axes. The worst emissions are reported in all test mode and channels.

5. The 18-25GHz emissions are not reported, because the levels are too low against the limit.

Below 1G



ACCURATE TECHNOLOGY CO., LTD.

F1,Bldg,A,Changyuan New Material Port Keyuan Rd,
Science & Industry Park,Nanshan Shenzhen,P.R.China

Site: 1# Chamber

Tel:+86-0755-26503290

Fax:+86-0755-26503396

Job No.: alen #4079

Standard: FCC Class B 3M Radiated

Test item: Radiation Test

Temp.(C)/Hum.(%) 25 C / 55 %

EUT: Tpad

Mode: TX 2412MHz(802.11b)

Model: A80se

Manufacturer: SHANGKE

Polarization: Horizontal

Power Source: AC 120V/60Hz

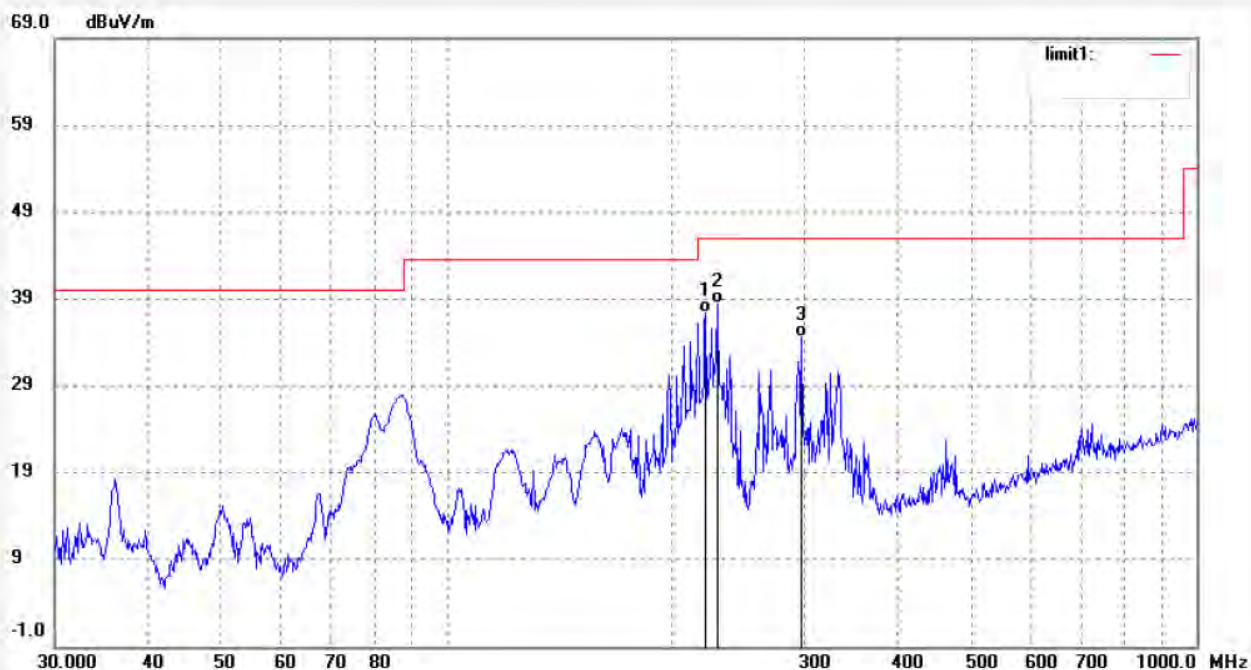
Date: 2014/05/20

Time: 11:21:56

Engineer Signature:

Distance: 3m

Note: Report No:ATE20140804





ACCURATE TECHNOLOGY CO., LTD.

F1,Bldg,A,Changyuan New Material Port Keyuan Rd,
Science & Industry Park,Nanshan Shenzhen,P.R.China

Site: 1# Chamber

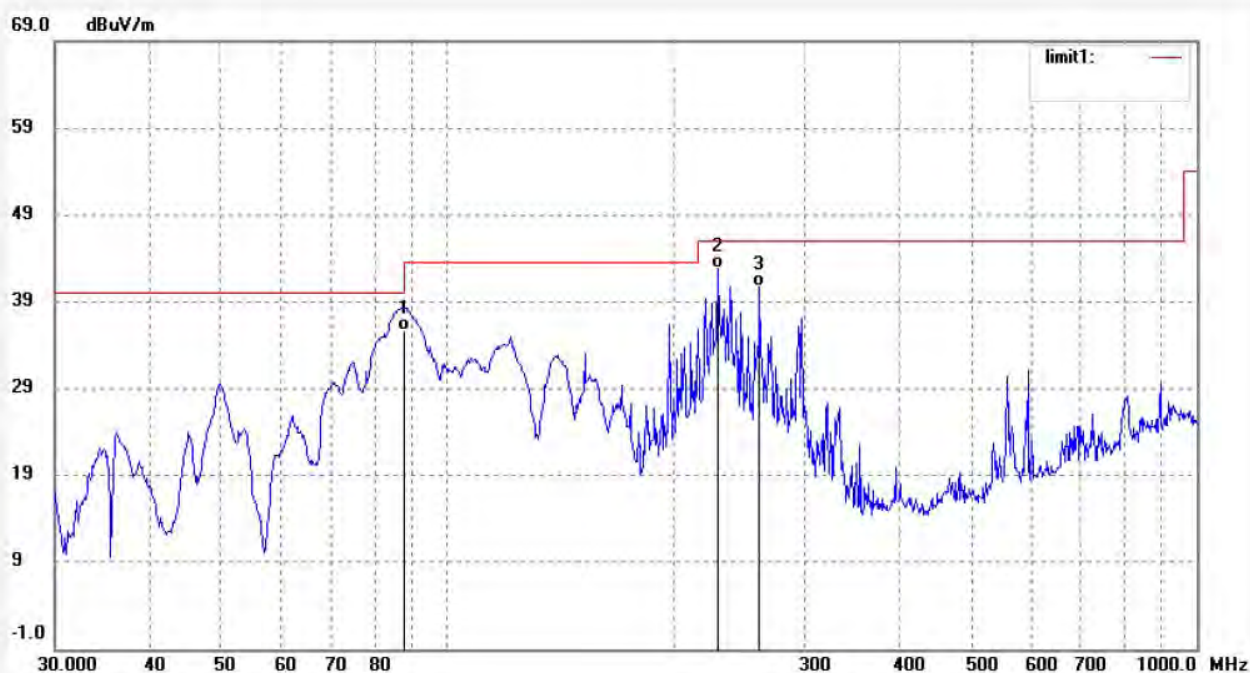
Tel:+86-0755-26503290

Fax:+86-0755-26503396

Job No.: alen #4078
Standard: FCC Class B 3M Radiated
Test item: Radiation Test
Temp.(C)/Hum.(%) 25 C / 55 %
EUT: Tpad
Mode: TX 2412MHz(802.11b)
Model: A80se
Manufacturer: SHANGKE

Polarization: Vertical
Power Source: AC 120V/60Hz
Date: 2014/05/20
Time: 11:21:14
Engineer Signature:
Distance: 3m

Note: Report No:ATE20140804



No.	Freq. (MHz)	Reading (dBuV/m)	Factor (dB)	Result (dBuV/m)	Limit (dBuV/m)	Margin (dB)	Detector	Height (cm)	Degree (deg.)	Remark
1	87.7248	57.35	-21.62	35.73	40.00	-4.27	QP			
2	229.2931	62.77	-19.86	42.91	46.00	-3.09	QP			
3	261.0582	59.78	-19.08	40.70	46.00	-5.30	QP			



ACCURATE TECHNOLOGY CO., LTD.

F1,Bldg,A,Changyuan New Material Port Keyuan Rd,
Science & Industry Park,Nanshan Shenzhen,P.R.China

Site: 1# Chamber

Tel:+86-0755-26503290

Fax:+86-0755-26503396

Job No.: alen #4080

Standard: FCC Class B 3M Radiated

Test item: Radiation Test

Temp.(C)/Hum.(%) 25 C / 55 %

EUT: Tpad

Mode: TX 2437MHz(802.11b)

Model: A80se

Manufacturer: SHANGKE

Polarization: Horizontal

Power Source: AC 120V/60Hz

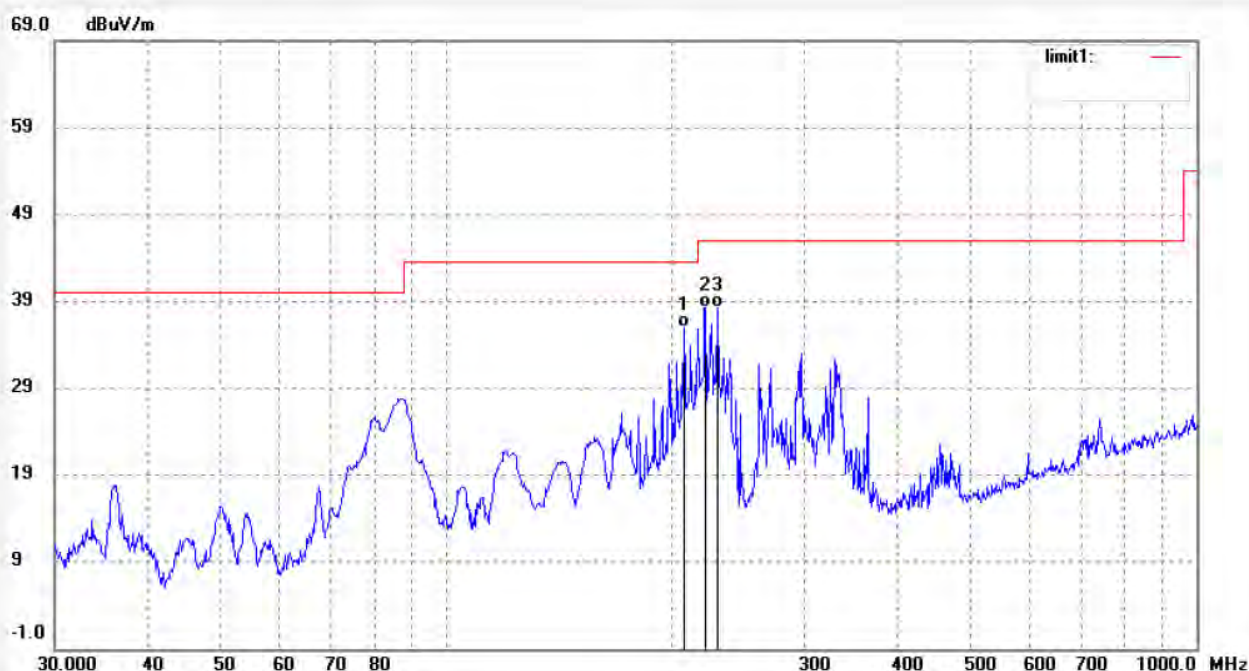
Date: 2014/05/20

Time: 11:22:53

Engineer Signature:

Distance: 3m

Note: Report No:ATE20140804



No.	Freq. (MHz)	Reading (dBuV/m)	Factor (dB)	Result (dBuV/m)	Limit (dBuV/m)	Margin (dB)	Detector	Height (cm)	Degree (deg.)	Remark
1	207.1226	56.09	-20.04	36.05	43.50	-7.45	QP			
2	221.3919	58.28	-19.93	38.35	46.00	-7.65	QP			
3	229.2931	58.16	-19.86	38.30	46.00	-7.70	QP			



ACCURATE TECHNOLOGY CO., LTD.

F1,Bldg,A,Changyuan New Material Port Keyuan Rd,
Science & Industry Park,Nanshan Shenzhen,P.R.China

Site: 1# Chamber

Tel:+86-0755-26503290

Fax:+86-0755-26503396

Job No.: alen #4081

Standard: FCC Class B 3M Radiated

Test item: Radiation Test

Temp.(C)/Hum.(%) 25 C / 55 %

EUT: Tpad

Mode: TX 2437MHz(802.11b)

Model: A80se

Manufacturer: SHANGKE

Polarization: Vertical

Power Source: AC 120V/60Hz

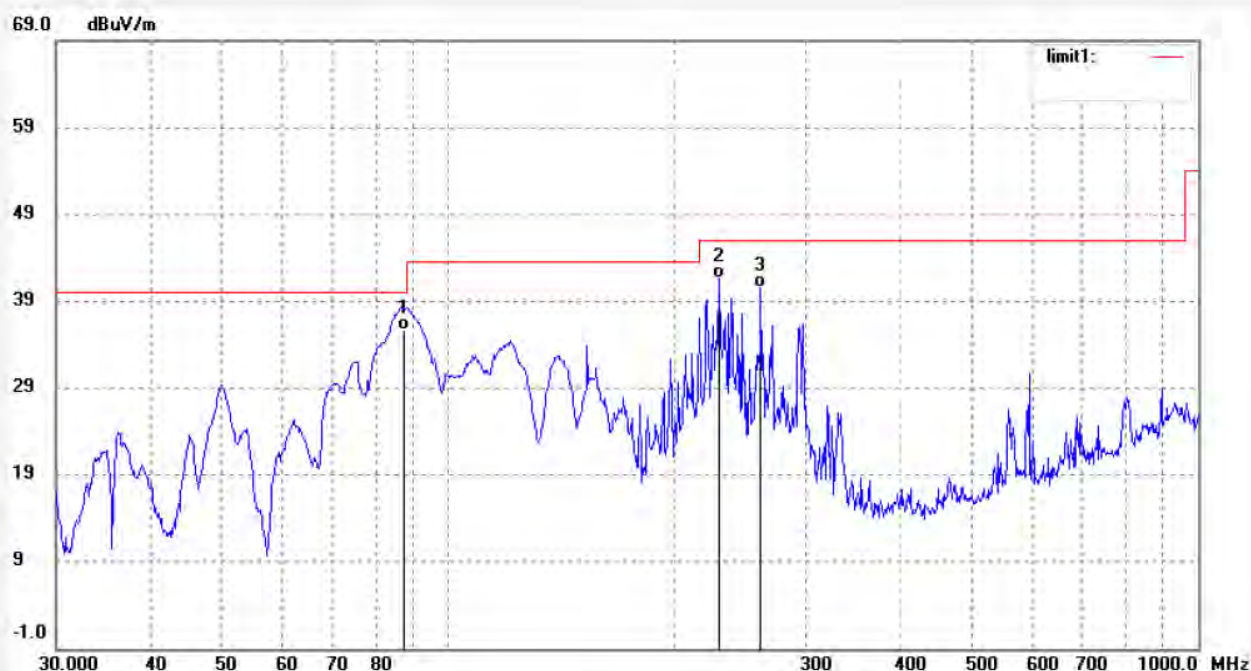
Date: 2014/05/20

Time: 11:23:35

Engineer Signature:

Distance: 3m

Note: Report No:ATE20140804



No.	Freq. (MHz)	Reading (dBuV/m)	Factor (dB)	Result (dBuV/m)	Limit (dBuV/m)	Margin (dB)	Detector	Height (cm)	Degree (deg.)	Remark
1	87.1116	57.34	-21.61	35.73	40.00	-4.27	QP			
2	229.2931	61.39	-19.86	41.53	46.00	-4.47	QP			
3	261.0582	59.64	-19.08	40.56	46.00	-5.44	QP			



ACCURATE TECHNOLOGY CO., LTD.

F1,Bldg,A,Changyuan New Material Port Keyuan Rd,
Science & Industry Park,Nanshan Shenzhen,P.R.China

Site: 1# Chamber

Tel:+86-0755-26503290

Fax:+86-0755-26503396

Job No.: alen #4083

Standard: FCC Class B 3M Radiated

Test item: Radiation Test

Temp.(C)/Hum.(%) 25 C / 55 %

EUT: Tpad

Mode: TX 2462MHz(802.11b)

Model: A80se

Manufacturer: SHANGKE

Polarization: Horizontal

Power Source: AC 120V/60Hz

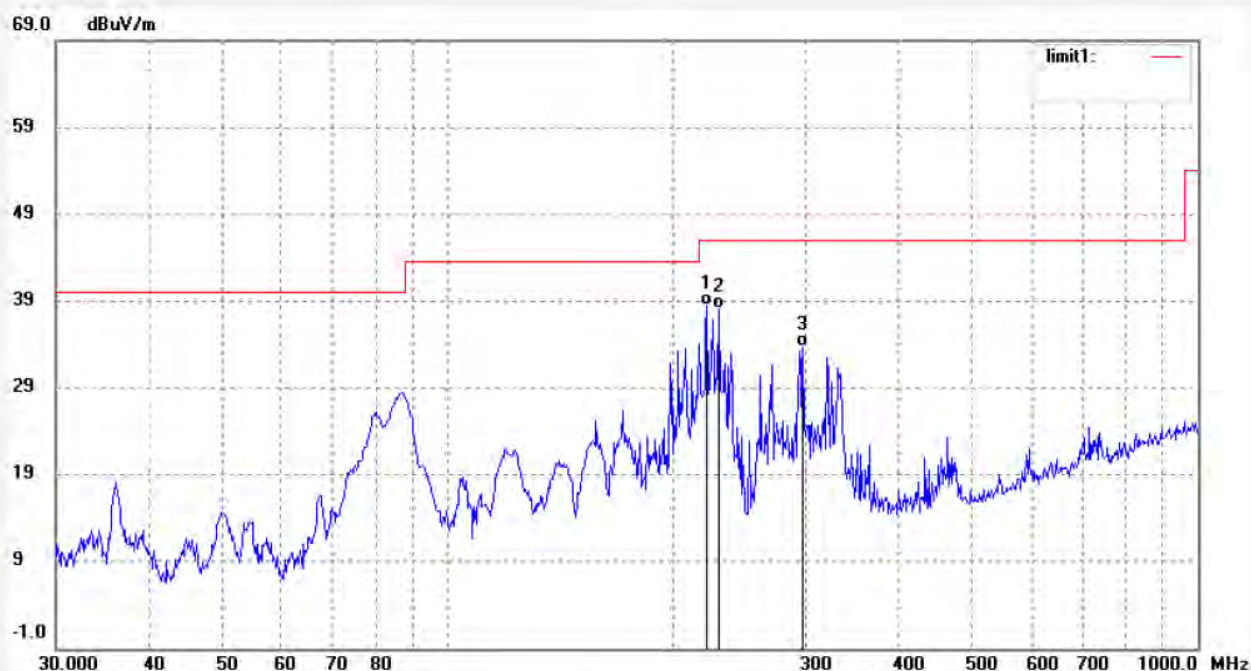
Date: 2014/05/20

Time: 11:27:39

Engineer Signature:

Distance: 3m

Note: Report No:ATE20140804



No.	Freq. (MHz)	Reading (dBuV/m)	Factor (dB)	Result (dBuV/m)	Limit (dBuV/m)	Margin (dB)	Detector	Height (cm)	Degree (deg.)	Remark
1	221.3920	58.38	-19.93	38.45	46.00	-7.55	QP			
2	229.2931	57.94	-19.86	38.08	46.00	-7.92	QP			
3	297.2241	51.66	-17.92	33.74	46.00	-12.26	QP			



ACCURATE TECHNOLOGY CO., LTD.

F1,Bldg,A,Changyuan New Material Port Keyuan Rd,
Science & Industry Park,Nanshan Shenzhen,P.R.China

Site: 1# Chamber

Tel:+86-0755-26503290

Fax:+86-0755-26503396

Job No.: alen #4082

Standard: FCC Class B 3M Radiated

Test item: Radiation Test

Temp.(C)/Hum.(%) 25 C / 55 %

EUT: Tpad

Mode: TX 2462MHz(802.11b)

Model: A80se

Manufacturer: SHANGKE

Polarization: Vertical

Power Source: AC 120V/60Hz

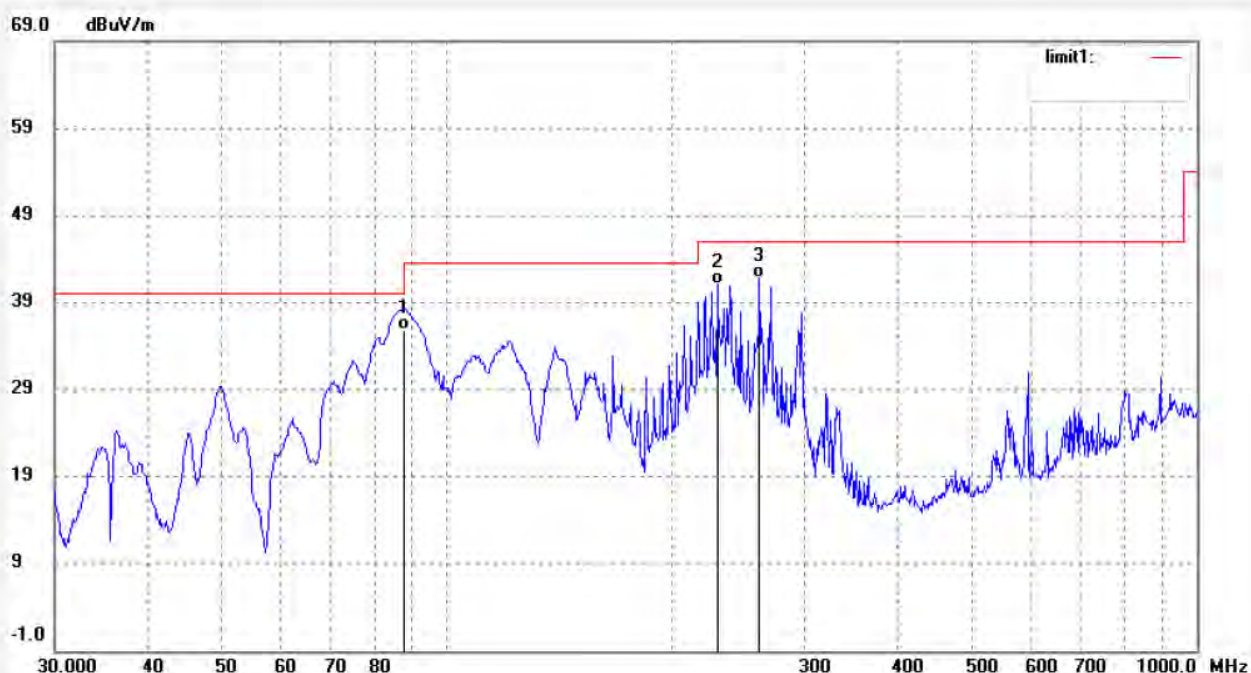
Date: 2014/05/20

Time: 11:26:44

Engineer Signature:

Distance: 3m

Note: Report No:ATE20140804



No.	Freq. (MHz)	Reading (dBuV/m)	Factor (dB)	Result (dBuV/m)	Limit (dBuV/m)	Margin (dB)	Detector	Height (cm)	Degree (deg.)	Remark
1	87.7248	57.38	-21.62	35.76	40.00	-4.24	QP			
2	229.2931	60.96	-19.86	41.10	46.00	-4.90	QP			
3	261.0581	60.82	-19.08	41.74	46.00	-4.26	QP			



ACCURATE TECHNOLOGY CO., LTD.

F1,Bldg,A,Changyuan New Material Port Keyuan Rd,
Science & Industry Park,Nanshan Shenzhen,P.R.China

Site: 1# Chamber

Tel:+86-0755-26503290

Fax:+86-0755-26503396

Job No.: alen #4088

Standard: FCC Class B 3M Radiated

Test item: Radiation Test

Temp.(C)/Hum.(%) 25 C / 55 %

EUT: Tpad

Mode: TX 2412MHz(802.11g)

Model: A80se

Manufacturer: SHANGKE

Polarization: Horizontal

Power Source: AC 120V/60Hz

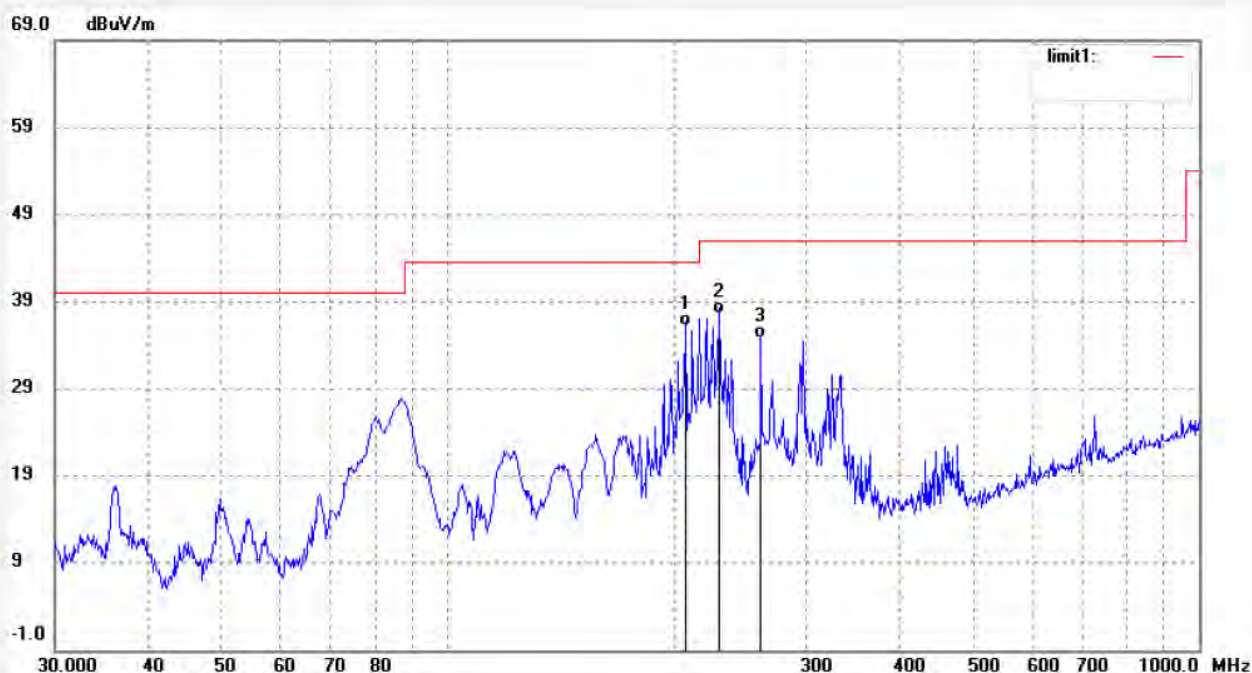
Date: 2014/05/20

Time: 11:30:47

Engineer Signature:

Distance: 3m

Note: Report No:ATE20140804



No.	Freq. (MHz)	Reading (dBuV/m)	Factor (dB)	Result (dBuV/m)	Limit (dBuV/m)	Margin (dB)	Detector	Height (cm)	Degree (deg.)	Remark
1	207.1226	56.21	-20.04	36.17	43.50	-7.33	QP			
2	230.0985	57.45	-19.86	37.59	46.00	-8.41	QP			
3	261.0582	53.88	-19.08	34.80	46.00	-11.20	QP			

Job No.: alen #4089

Standard: FCC Class B 3M Radiated

Test item: Radiation Test

Temp.(C)/Hum.(%) 25 C / 55 %

EUT: Tpad

Mode: TX 2412MHz(802.11g)

Model: A80se

Manufacturer: SHANGKE

Polarization: Vertical

Power Source: AC 120V/60Hz

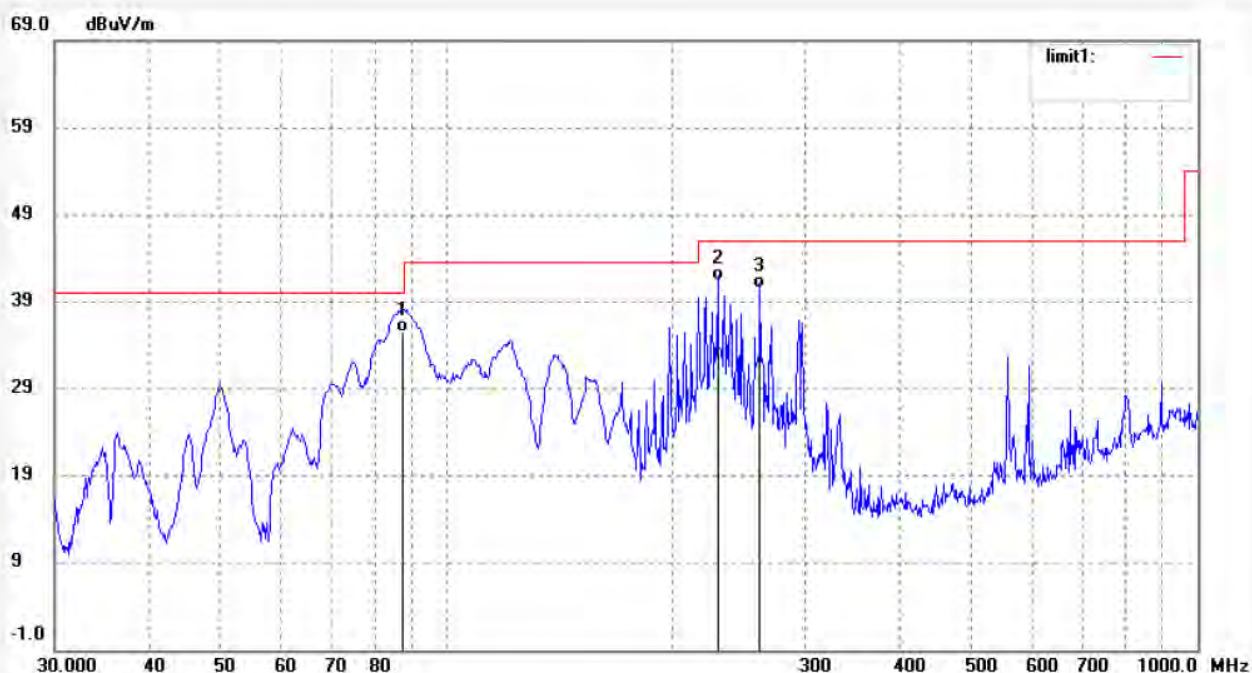
Date: 2014/05/20

Time: 11:31:31

Engineer Signature:

Distance: 3m

Note: Report No:ATE20140804

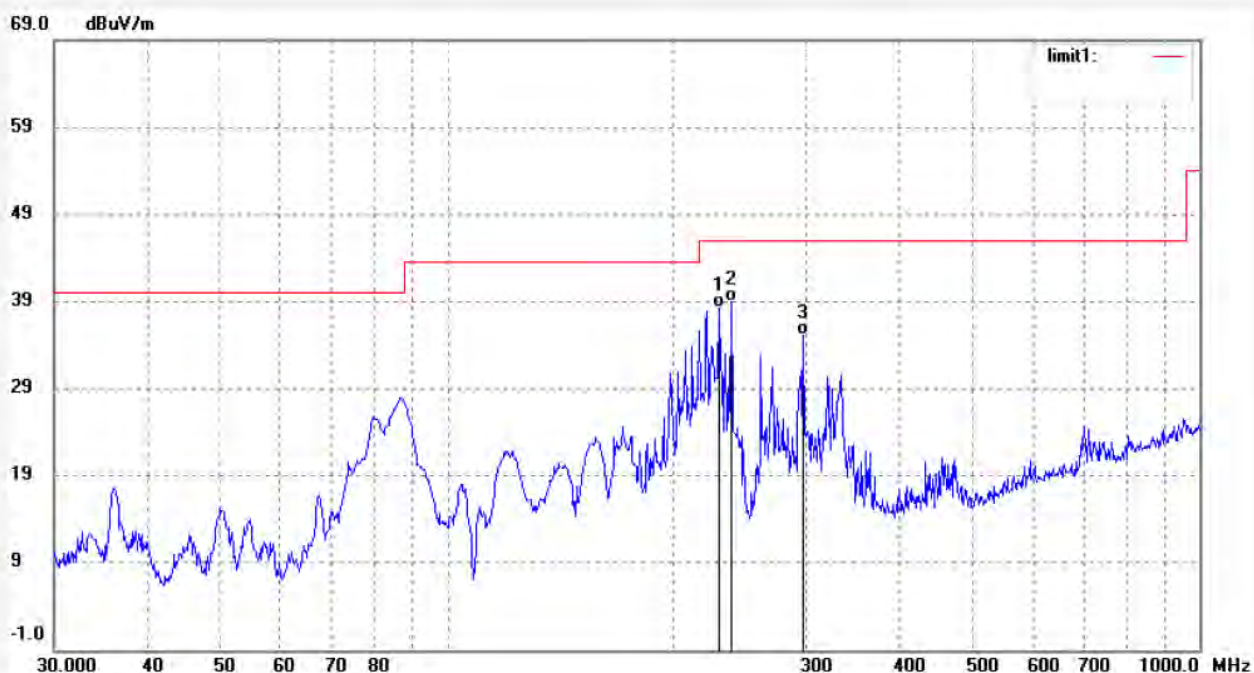


No.	Freq. (MHz)	Reading (dBuV/m)	Factor (dB)	Result (dBuV/m)	Limit (dBuV/m)	Margin (dB)	Detector	Height (cm)	Degree (deg.)	Remark
1	87.1116	57.18	-21.61	35.57	40.00	-4.43	QP			
2	229.2931	61.35	-19.86	41.49	46.00	-4.51	QP			
3	261.0582	59.71	-19.08	40.63	46.00	-5.37	QP			

Job No.: alen #4087
Standard: FCC Class B 3M Radiated
Test item: Radiation Test
Temp.(C)/Hum.(%) 25 C / 55 %
EUT: Tpad
Mode: TX 2437MHz(802.11g)
Model: A80se
Manufacturer: SHANGKE

Polarization: Horizontal
Power Source: AC 120V/60Hz
Date: 2014/05/20
Time: 11:30:11
Engineer Signature:
Distance: 3m

Note: Report No:ATE20140804



No.	Freq. (MHz)	Reading (dBuV/m)	Factor (dB)	Result (dBuV/m)	Limit (dBuV/m)	Margin (dB)	Detector	Height (cm)	Degree (deg.)	Remark
1	229.2931	58.10	-19.86	38.24	46.00	-7.76	QP			
2	238.3102	58.83	-19.82	39.01	46.00	-6.99	QP			
3	297.2241	53.05	-17.92	35.13	46.00	-10.87	QP			



ACCURATE TECHNOLOGY CO., LTD.

F1,Bldg,A,Changyuan New Material Port Keyuan Rd,
Science & Industry Park,Nanshan Shenzhen,P.R.China

Site: 1# Chamber

Tel:+86-0755-26503290

Fax:+86-0755-26503396

Job No.: alen #4086

Standard: FCC Class B 3M Radiated

Test item: Radiation Test

Temp.(C)/Hum.(%) 25 C / 55 %

EUT: Tpad

Mode: TX 2437MHz(802.11g)

Model: A80se

Manufacturer: SHANGKE

Polarization: Vertical

Power Source: AC 120V/60Hz

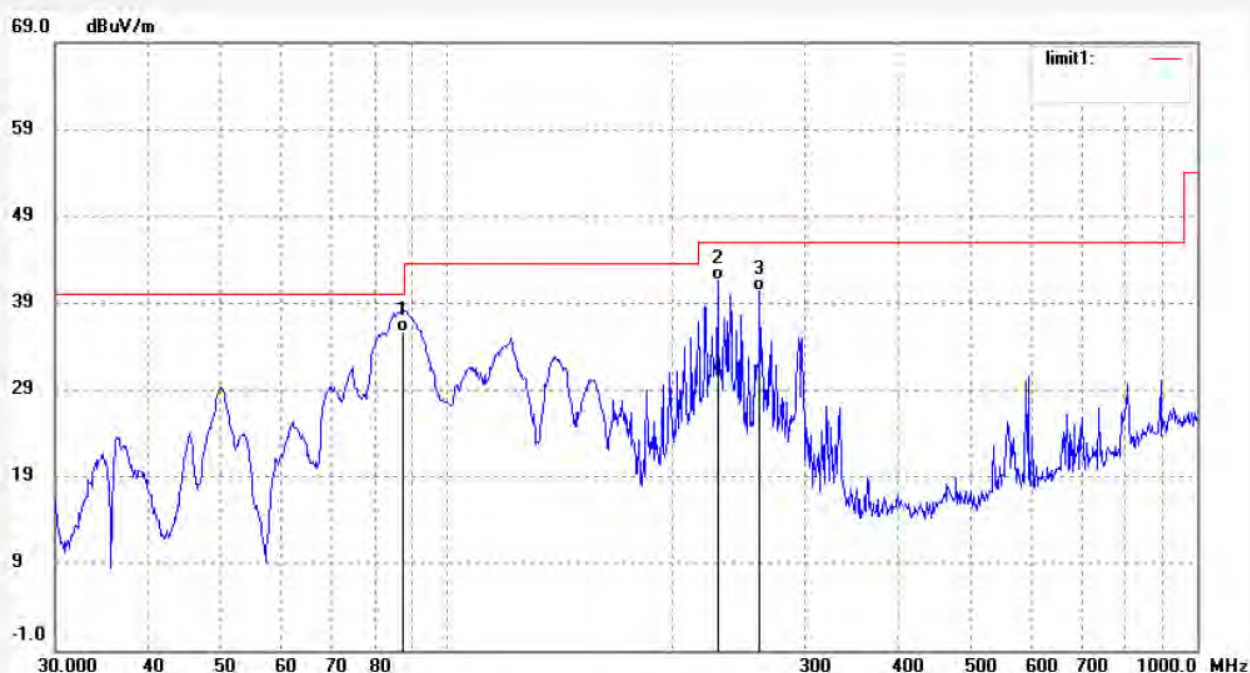
Date: 2014/05/20

Time: 11:29:27

Engineer Signature:

Distance: 3m

Note: Report No:ATE20140804



No.	Freq. (MHz)	Reading (dBuV/m)	Factor (dB)	Result (dBuV/m)	Limit (dBuV/m)	Margin (dB)	Detector	Height (cm)	Degree (deg.)	Remark
1	87.1116	57.25	-21.61	35.64	40.00	-4.36	QP			
2	229.2931	61.51	-19.86	41.65	46.00	-4.35	QP			
3	261.0582	59.41	-19.08	40.33	46.00	-5.67	QP			



ACCURATE TECHNOLOGY CO., LTD.

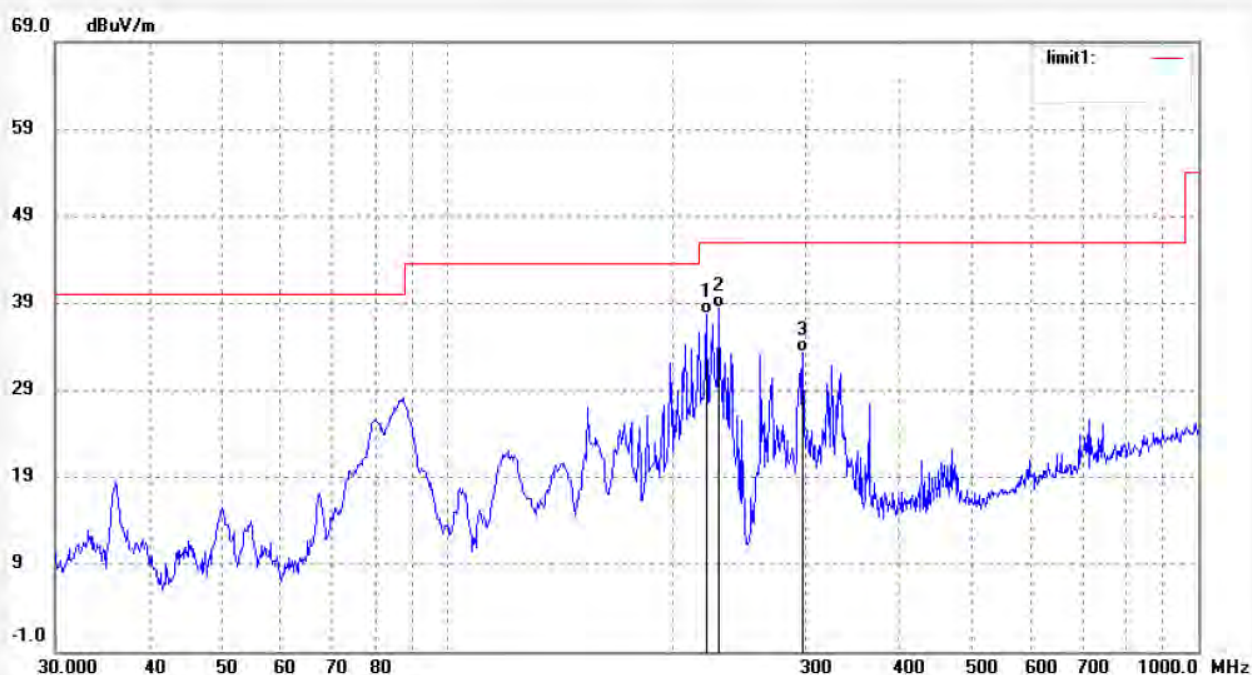
F1,Bldg,A,Changyuan New Material Port Keyuan Rd,
Science & Industry Park,Nanshan Shenzhen,P.R.China

Site: 1# Chamber
Tel:+86-0755-26503290
Fax:+86-0755-26503396

Job No.: alen #4084
Standard: FCC Class B 3M Radiated
Test item: Radiation Test
Temp.(C)/Hum.(%) 25 C / 55 %
EUT: Tpad
Mode: TX 2462MHz(802.11g)
Model: A80se
Manufacturer: SHANGKE

Polarization: Horizontal
Power Source: AC 120V/60Hz
Date: 2014/05/20
Time: 11:28:19
Engineer Signature:
Distance: 3m

Note: Report No:ATE20140804



No.	Freq. (MHz)	Reading (dBuV/m)	Factor (dB)	Result (dBuV/m)	Limit (dBuV/m)	Margin (dB)	Detector	Height (cm)	Degree (deg.)	Remark
1	221.3920	57.72	-19.93	37.79	46.00	-8.21	QP			
2	229.2931	58.35	-19.86	38.49	46.00	-7.51	QP			
3	297.2241	51.29	-17.92	33.37	46.00	-12.63	QP			



ACCURATE TECHNOLOGY CO., LTD.

F1,Bldg,A,Changyuan New Material Port Keyuan Rd,
Science & Industry Park,Nanshan Shenzhen,P.R.China

Site: 1# Chamber

Tel:+86-0755-26503290

Fax:+86-0755-26503396

Job No.: alen #4085

Standard: FCC Class B 3M Radiated

Test item: Radiation Test

Temp.(C)/Hum.(%) 25 C / 55 %

EUT: Tpad

Mode: TX 2462MHz(802.11g)

Model: A80se

Manufacturer: SHANGKE

Polarization: Vertical

Power Source: AC 120V/60Hz

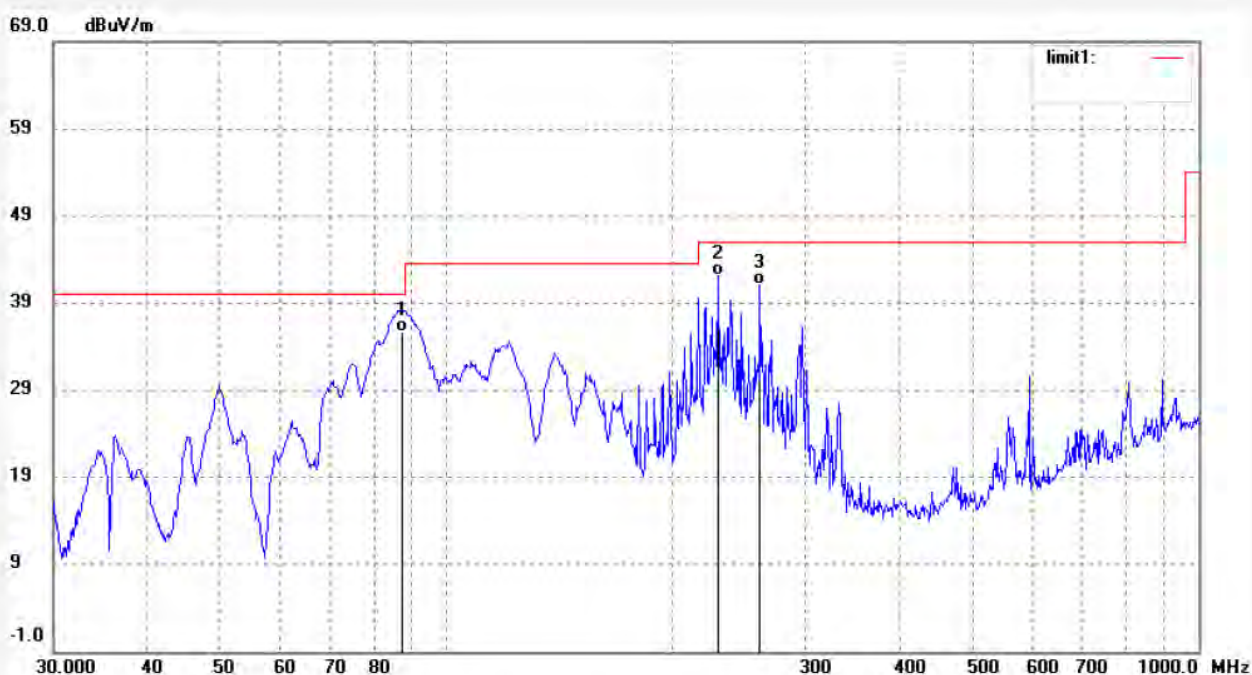
Date: 2014/05/20

Time: 11:28:58

Engineer Signature:

Distance: 3m

Note: Report No:ATE20140804



No.	Freq. (MHz)	Reading (dBuV/m)	Factor (dB)	Result (dBuV/m)	Limit (dBuV/m)	Margin (dB)	Detector	Height (cm)	Degree (deg.)	Remark
1	87.1115	57.31	-21.61	35.70	40.00	-4.30	QP			
2	229.2931	62.08	-19.86	42.22	46.00	-3.78	QP			
3	261.0581	60.16	-19.08	41.08	46.00	-4.92	QP			



ACCURATE TECHNOLOGY CO., LTD.

F1,Bldg,A,Changyuan New Material Port Keyuan Rd,
Science & Industry Park,Nanshan Shenzhen,P.R.China

Site: 1# Chamber

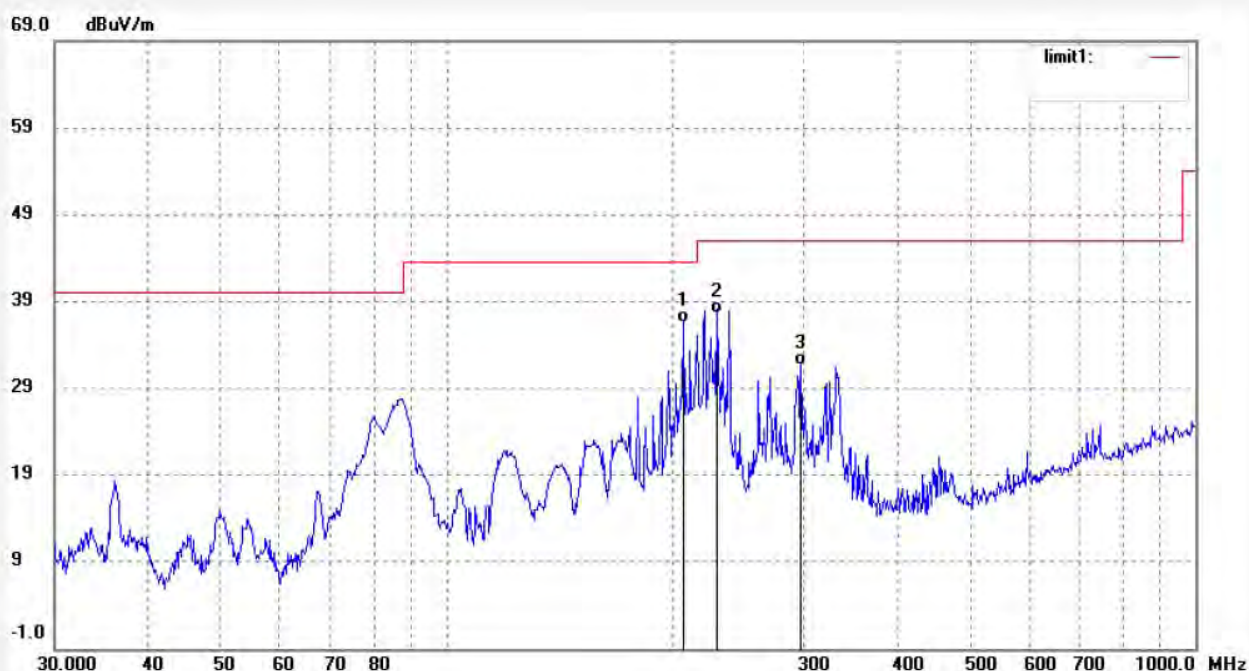
Tel:+86-0755-26503290

Fax:+86-0755-26503396

Job No.: alen #4091
Standard: FCC Class B 3M Radiated
Test item: Radiation Test
Temp.(C)/Hum.(%) 25 C / 55 %
EUT: Tpad
Mode: TX 2412MHz(802.11n20)
Model: A80se
Manufacturer: SHANGKE

Polarization: Horizontal
Power Source: AC 120V/60Hz
Date: 2014/05/20
Time: 11:32:41
Engineer Signature:
Distance: 3m

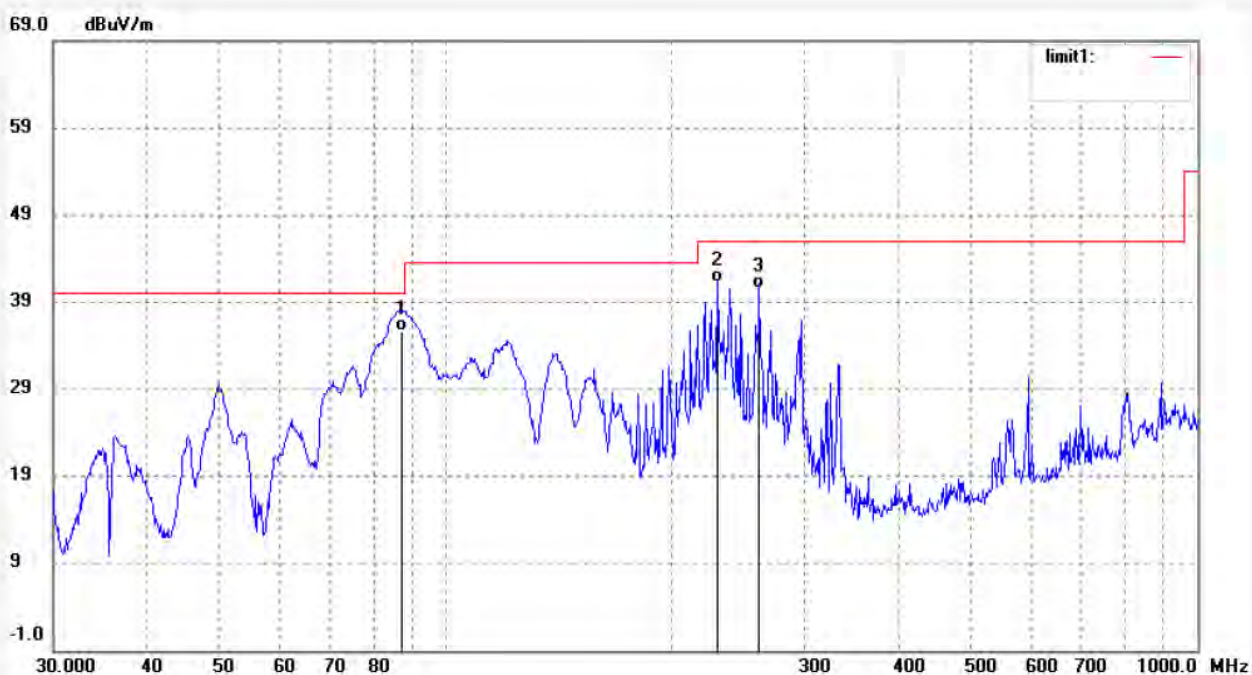
Note: Report No:ATE20140804



Job No.: alen #4090
Standard: FCC Class B 3M Radiated
Test item: Radiation Test
Temp.(C)/Hum.(%) 25 C / 55 %
EUT: Tpad
Mode: TX 2412MHz(802.11n20)
Model: A80se
Manufacturer: SHANGKE

Polarization: Vertical
Power Source: AC 120V/60Hz
Date: 2014/05/20
Time: 11:32:02
Engineer Signature:
Distance: 3m

Note: Report No:ATE20140804



No.	Freq. (MHz)	Reading (dBuV/m)	Factor (dB)	Result (dBuV/m)	Limit (dBuV/m)	Margin (dB)	Detector	Height (cm)	Degree (deg.)	Remark
1	87.1116	57.35	-21.61	35.74	40.00	-4.26	QP			
2	229.2931	61.14	-19.86	41.28	46.00	-4.72	QP			
3	261.0582	59.68	-19.08	40.60	46.00	-5.40	QP			



ACCURATE TECHNOLOGY CO., LTD.

F1,Bldg.A,Changyuan New Material Port Keyuan Rd,
Science & Industry Park,Nanshan Shenzhen,P.R.China

Site: 1# Chamber

Tel:+86-0755-26503290

Fax:+86-0755-26503396

Job No.: alen #4092

Standard: FCC Class B 3M Radiated

Test item: Radiation Test

Temp.(C)/Hum.(%) 25 C / 55 %

EUT: Tpad

Mode: TX 2437MHz(802.11n20)

Model: A80se

Manufacturer: SHANGKE

Polarization: Horizontal

Power Source: AC 120V/60Hz

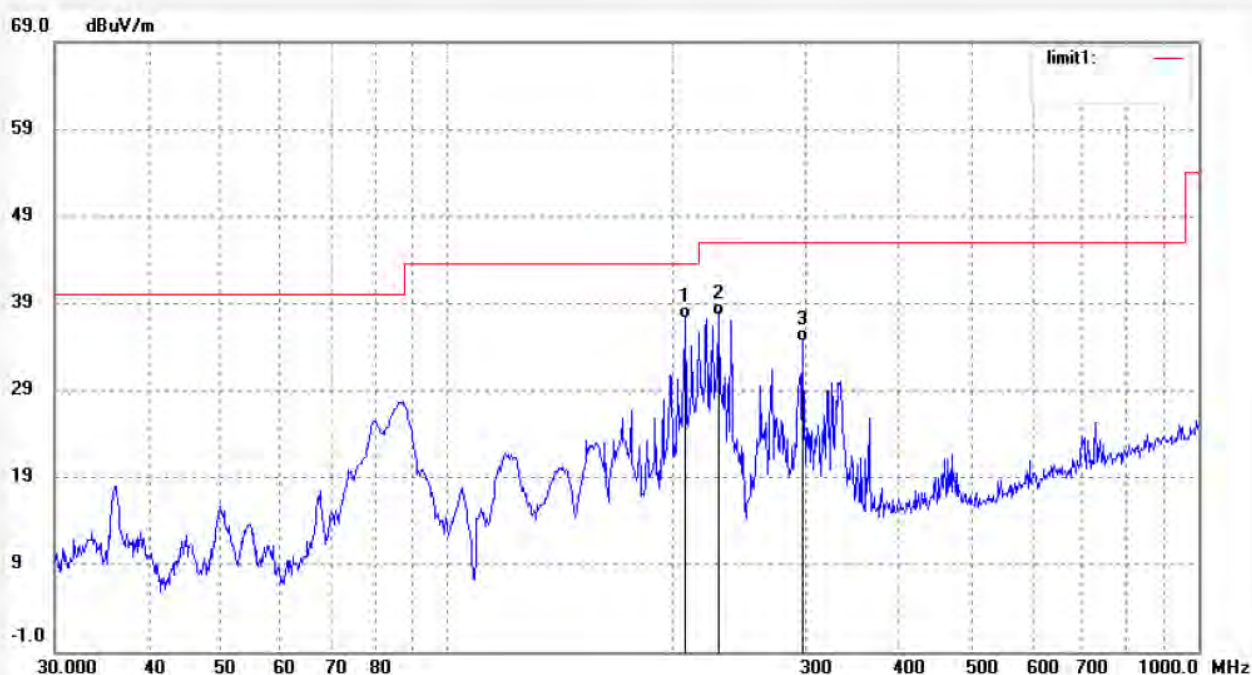
Date: 2014/05/20

Time: 11:33:15

Engineer Signature:

Distance: 3m

Note: Report No:ATE20140804



No.	Freq. (MHz)	Reading (dBuV/m)	Factor (dB)	Result (dBuV/m)	Limit (dBuV/m)	Margin (dB)	Detector	Height (cm)	Degree (deg.)	Remark
1	207.1226	57.21	-20.04	37.17	43.50	-6.33	QP			
2	229.2931	57.53	-19.86	37.67	46.00	-8.33	QP			
3	297.2241	52.46	-17.92	34.54	46.00	-11.46	QP			



ACCURATE TECHNOLOGY CO., LTD.

F1,Bldg,A,Changyuan New Material Port Keyuan Rd,
Science & Industry Park,Nanshan Shenzhen,P.R.China

Site: 1# Chamber

Tel:+86-0755-26503290

Fax:+86-0755-26503396

Job No.: alen #4093

Standard: FCC Class B 3M Radiated

Test item: Radiation Test

Temp.(C)/Hum.(%) 25 C / 55 %

EUT: Tpad

Mode: TX 2437MHz(802.11n20)

Model: A80se

Manufacturer: SHANGKE

Polarization: Vertical

Power Source: AC 120V/60Hz

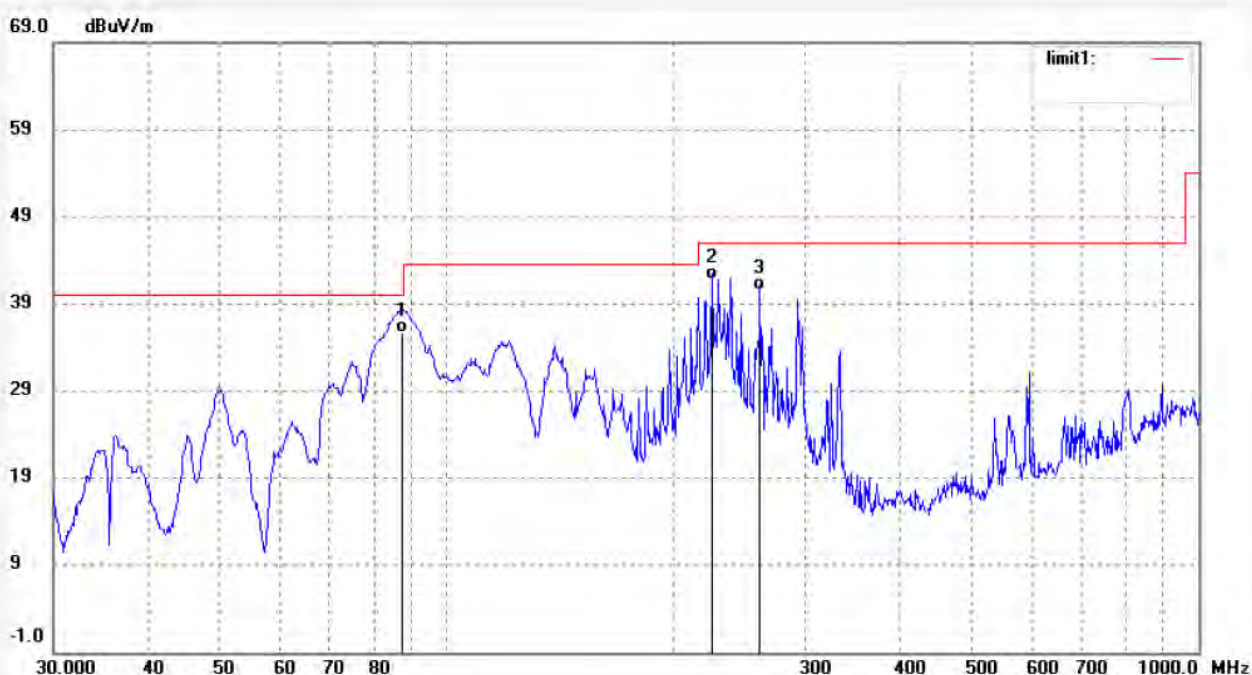
Date: 2014/05/20

Time: 11:36:18

Engineer Signature:

Distance: 3m

Note: Report No:ATE20140804



No.	Freq. (MHz)	Reading (dBuV/m)	Factor (dB)	Result (dBuV/m)	Limit (dBuV/m)	Margin (dB)	Detector	Height (cm)	Degree (deg.)	Remark
1	87.1115	57.20	-21.61	35.59	40.00	-4.41	QP			
2	225.3078	61.76	-19.89	41.87	46.00	-4.13	QP			
3	261.0581	59.65	-19.08	40.57	46.00	-5.43	QP			



ACCURATE TECHNOLOGY CO., LTD.

F1,Bldg,A,Changyuan New Material Port Keyuan Rd,
Science & Industry Park,Nanshan Shenzhen,P.R.China

Site: 1# Chamber

Tel:+86-0755-26503290

Fax:+86-0755-26503396

Job No.: alen #4095

Standard: FCC Class B 3M Radiated

Test item: Radiation Test

Temp.(C)/Hum.(%) 25 C / 55 %

EUT: Tpad

Mode: TX 2462MHz(802.11n20)

Model: A80se

Manufacturer: SHANGKE

Polarization: Horizontal

Power Source: AC 120V/60Hz

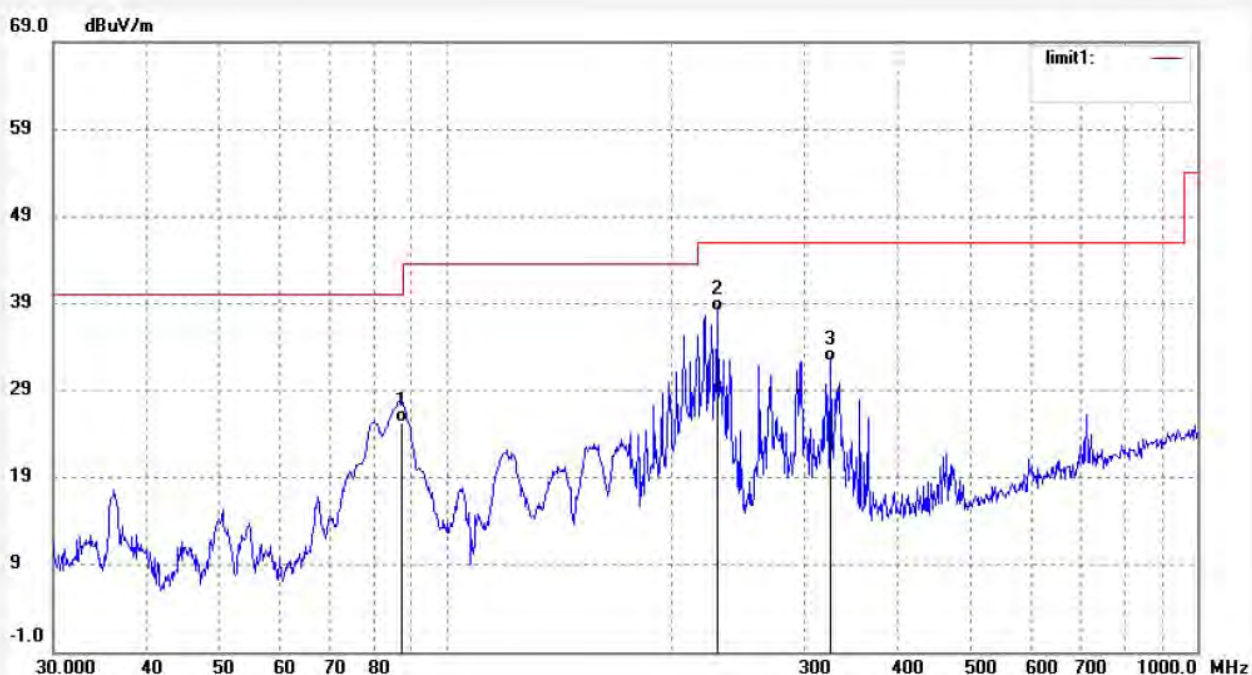
Date: 2014/05/20

Time: 11:37:30

Engineer Signature:

Distance: 3m

Note: Report No:ATE20140804





ACCURATE TECHNOLOGY CO., LTD.

F1,Bldg,A,Changyuan New Material Port Keyuan Rd,
Science & Industry Park,Nanshan Shenzhen,P.R.China

Site: 1# Chamber

Tel:+86-0755-26503290

Fax:+86-0755-26503396

Job No.: alen #4094

Standard: FCC Class B 3M Radiated

Test item: Radiation Test

Temp.(C)/Hum.(%) 25 C / 55 %

EUT: Tpad

Mode: TX 2462MHz(802.11n20)

Model: A80se

Manufacturer: SHANGKE

Polarization: Vertical

Power Source: AC 120V/60Hz

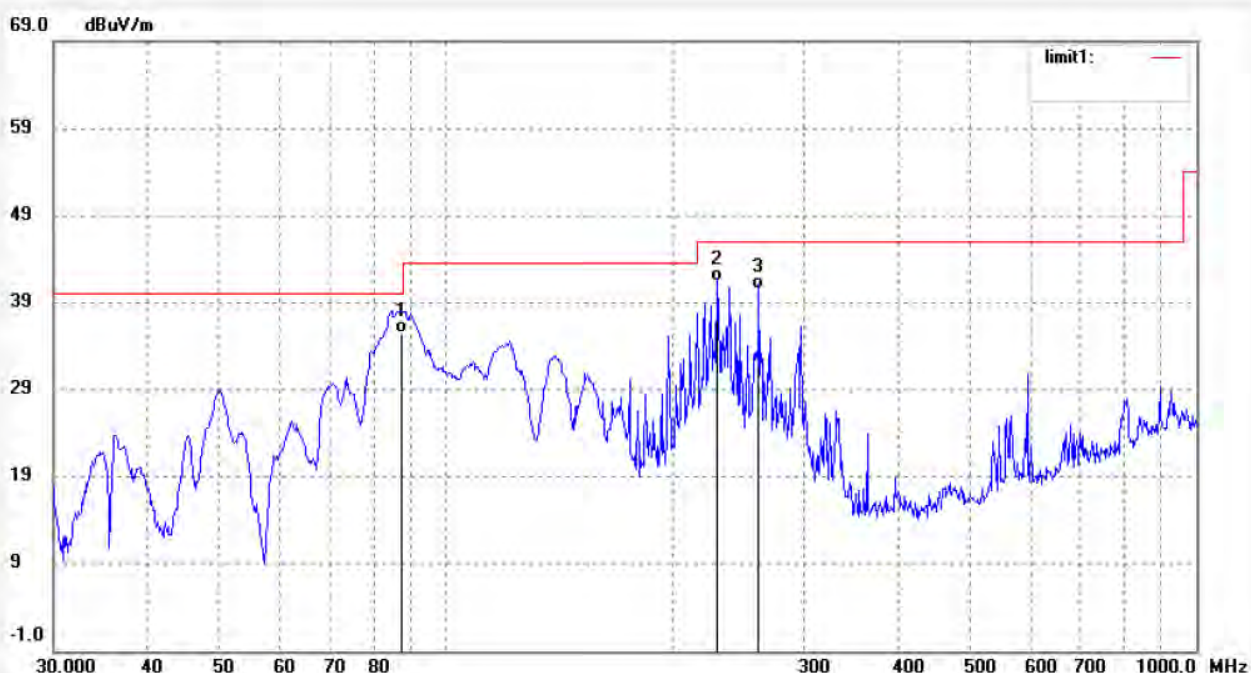
Date: 2014/05/20

Time: 11:36:55

Engineer Signature:

Distance: 3m

Note: Report No:ATE20140804



No.	Freq. (MHz)	Reading (dBuV/m)	Factor (dB)	Result (dBuV/m)	Limit (dBuV/m)	Margin (dB)	Detector	Height (cm)	Degree (deg.)	Remark
1	87.4176	57.14	-21.61	35.53	40.00	-4.47	QP			
2	229.2931	61.32	-19.86	41.46	46.00	-4.54	QP			
3	261.0582	59.58	-19.08	40.50	46.00	-5.50	QP			



ACCURATE TECHNOLOGY CO., LTD.

F1,Bldg,A,Changyuan New Material Port Keyuan Rd,
Science & Industry Park,Nanshan Shenzhen,P.R.China

Site: 1# Chamber

Tel:+86-0755-26503290

Fax:+86-0755-26503396

Job No.: alen #4100

Standard: FCC Class B 3M Radiated

Test item: Radiation Test

Temp.(C)/Hum.(%) 25 C / 55 %

EUT: Tpad

Mode: TX 2422MHz(802.11n40)

Model: A80se

Manufacturer: SHANGKE

Polarization: Horizontal

Power Source: AC 120V/60Hz

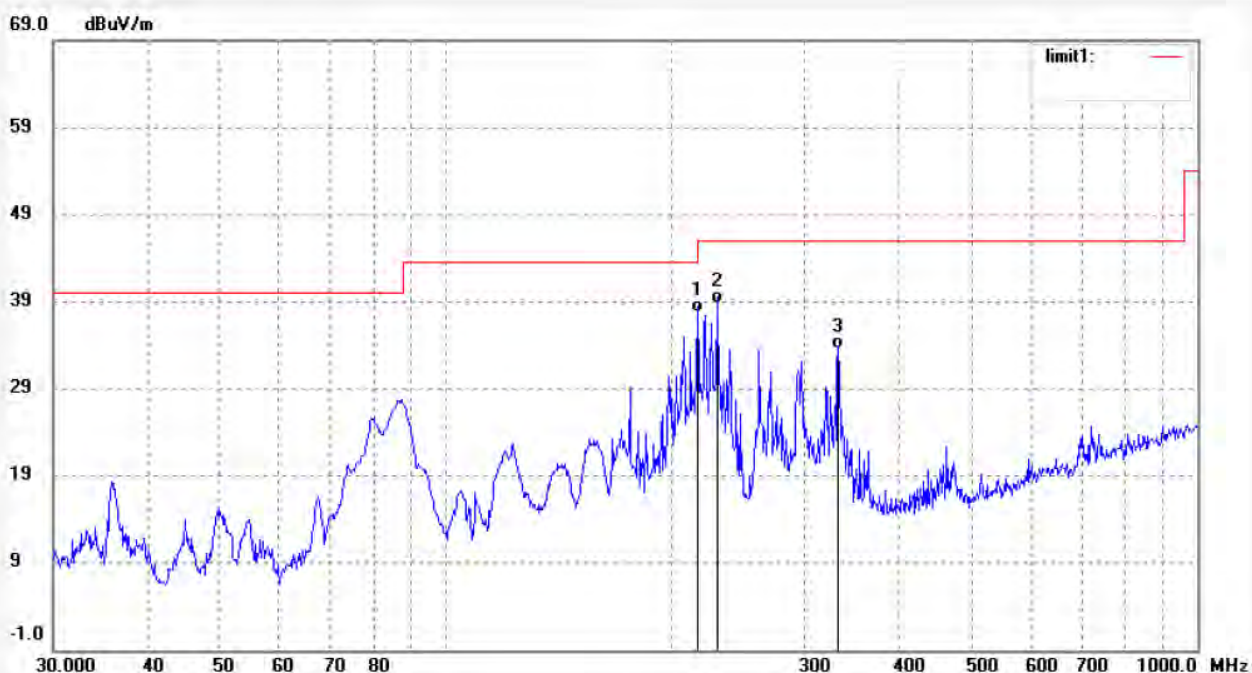
Date: 2014/05/20

Time: 11:40:30

Engineer Signature:

Distance: 3m

Note: Report No:ATE20140804



No.	Freq. (MHz)	Reading (dBuV/m)	Factor (dB)	Result (dBuV/m)	Limit (dBuV/m)	Margin (dB)	Detector	Height (cm)	Degree (deg.)	Remark
1	216.0240	57.74	-19.96	37.78	46.00	-8.22	QP			
2	229.2931	58.65	-19.86	38.79	46.00	-7.21	QP			
3	332.5187	50.35	-16.86	33.49	46.00	-12.51	QP			

Job No.: alen #4101

Standard: FCC Class B 3M Radiated

Test item: Radiation Test

Temp.(C)/Hum.(%) 25 C / 55 %

EUT: Tpad

Mode: TX 2422MHz(802.11n40)

Model: A80se

Manufacturer: SHANGKE

Polarization: Vertical

Power Source: AC 120V/60Hz

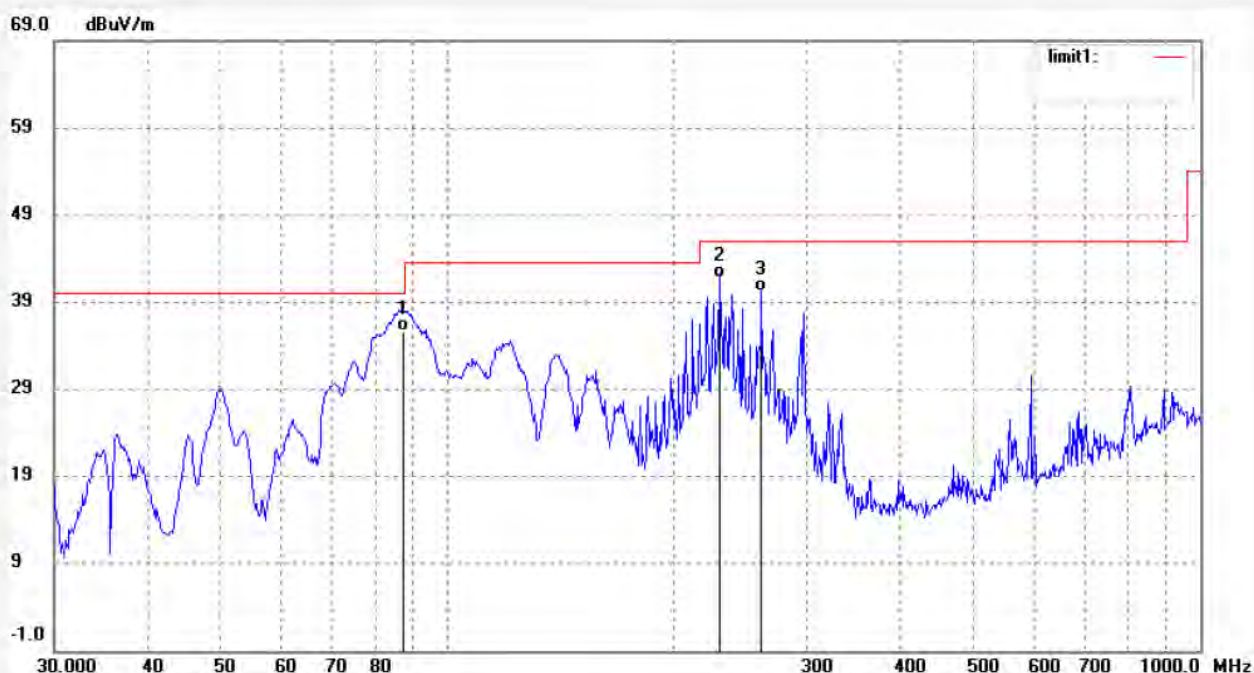
Date: 2014/05/20

Time: 11:41:38

Engineer Signature:

Distance: 3m

Note: Report No:ATE20140804



No.	Freq. (MHz)	Reading (dBuV/m)	Factor (dB)	Result (dBuV/m)	Limit (dBuV/m)	Margin (dB)	Detector	Height (cm)	Degree (deg.)	Remark
1	87.1116	57.21	-21.61	35.60	40.00	-4.40	QP			
2	229.2931	61.59	-19.86	41.73	46.00	-4.27	QP			
3	261.0582	59.38	-19.08	40.30	46.00	-5.70	QP			



ACCURATE TECHNOLOGY CO., LTD.

F1,Bldg,A,Changyuan New Material Port Keyuan Rd,
Science & Industry Park,Nanshan Shenzhen,P.R.China

Site: 1# Chamber

Tel:+86-0755-26503290

Fax:+86-0755-26503396

Job No.: alen #4099

Standard: FCC Class B 3M Radiated

Test item: Radiation Test

Temp.(C)/Hum.(%) 25 C / 55 %

EUT: Tpad

Mode: TX 2437MHz(802.11n40)

Model: A80se

Manufacturer: SHANGKE

Polarization: Horizontal

Power Source: AC 120V/60Hz

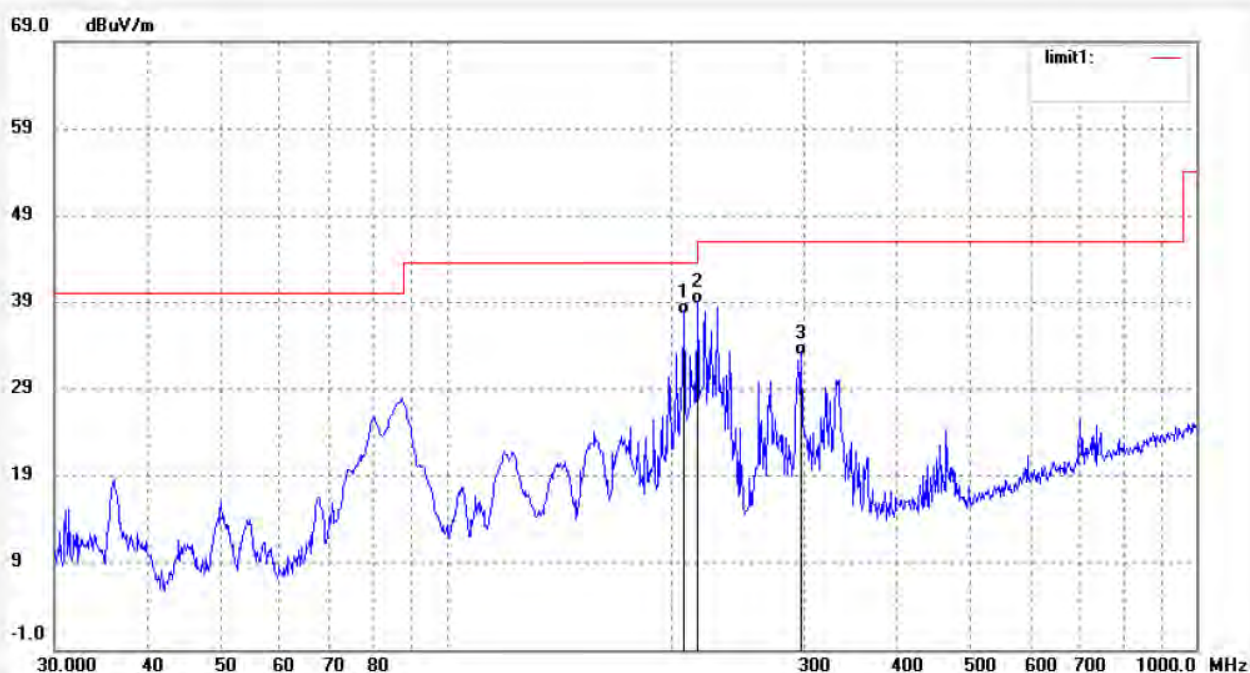
Date: 2014/05/20

Time: 11:39:52

Engineer Signature:

Distance: 3m

Note: Report No:ATE20140804



No.	Freq. (MHz)	Reading (dBuV/m)	Factor (dB)	Result (dBuV/m)	Limit (dBuV/m)	Margin (dB)	Detector	Height (cm)	Degree (deg.)	Remark
1	207.1226	57.65	-20.04	37.61	43.50	-5.89	QP			
2	216.0240	58.70	-19.96	38.74	46.00	-7.26	QP			
3	297.2241	50.73	-17.92	32.81	46.00	-13.19	QP			



ACCURATE TECHNOLOGY CO., LTD.

F1,Bldg,A,Changyuan New Material Port Keyuan Rd,
Science & Industry Park,Nanshan Shenzhen,P.R.China

Site: 1# Chamber

Tel:+86-0755-26503290

Fax:+86-0755-26503396

Job No.: alen #4098

Standard: FCC Class B 3M Radiated

Test item: Radiation Test

Temp.(C)/Hum.(%) 25 C / 55 %

EUT: Tpad

Mode: TX 2437MHz(802.11n40)

Model: A80se

Manufacturer: SHANGKE

Polarization: Vertical

Power Source: AC 120V/60Hz

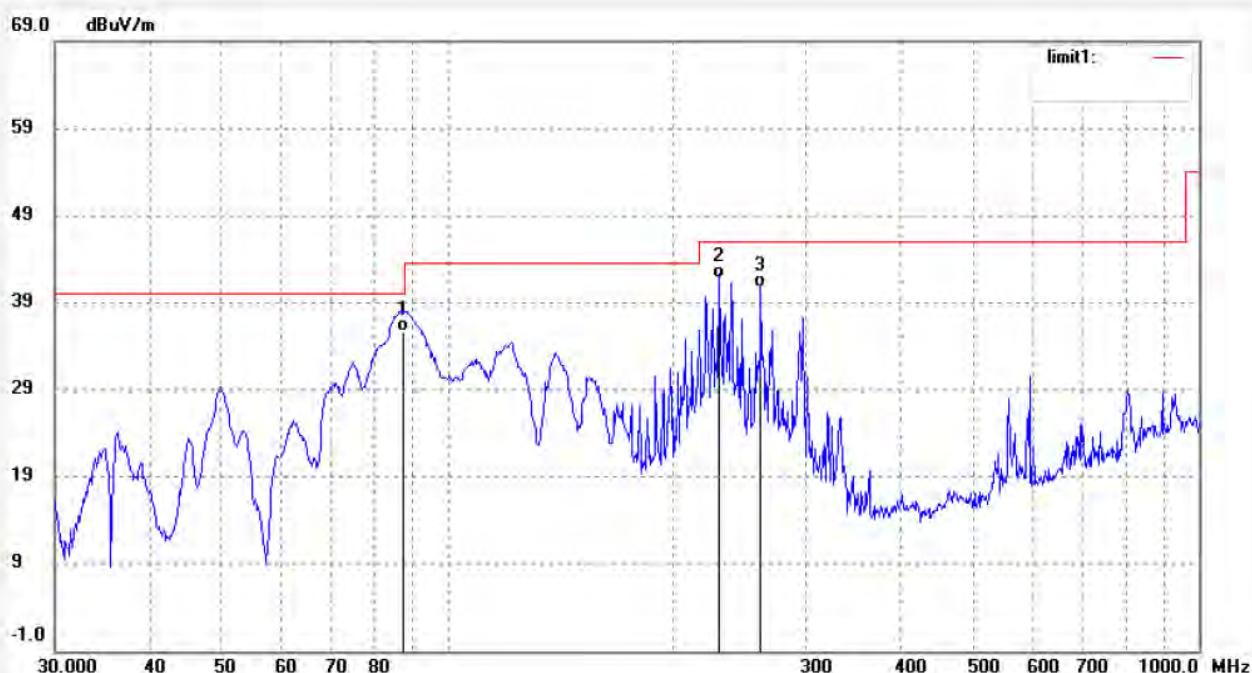
Date: 2014/05/20

Time: 11:39:12

Engineer Signature:

Distance: 3m

Note: Report No:ATE20140804



No.	Freq. (MHz)	Reading (dBuV/m)	Factor (dB)	Result (dBuV/m)	Limit (dBuV/m)	Margin (dB)	Detector	Height (cm)	Degree (deg.)	Remark
1	87.1115	57.20	-21.61	35.59	40.00	-4.41	QP			
2	230.0985	61.68	-19.86	41.82	46.00	-4.18	QP			
3	261.0581	59.75	-19.08	40.67	46.00	-5.33	QP			



ACCURATE TECHNOLOGY CO., LTD.

F1,Bldg,A,Changyuan New Material Port Keyuan Rd,
Science & Industry Park,Nanshan Shenzhen,P.R.China

Site: 1# Chamber

Tel:+86-0755-26503290

Fax:+86-0755-26503396

Job No.: alen #4096

Standard: FCC Class B 3M Radiated

Test item: Radiation Test

Temp.(C)/Hum.(%) 25 C / 55 %

EUT: Tpad

Mode: TX 2452MHz(802.11n40)

Model: A80se

Manufacturer: SHANGKE

Polarization: Horizontal

Power Source: AC 120V/60Hz

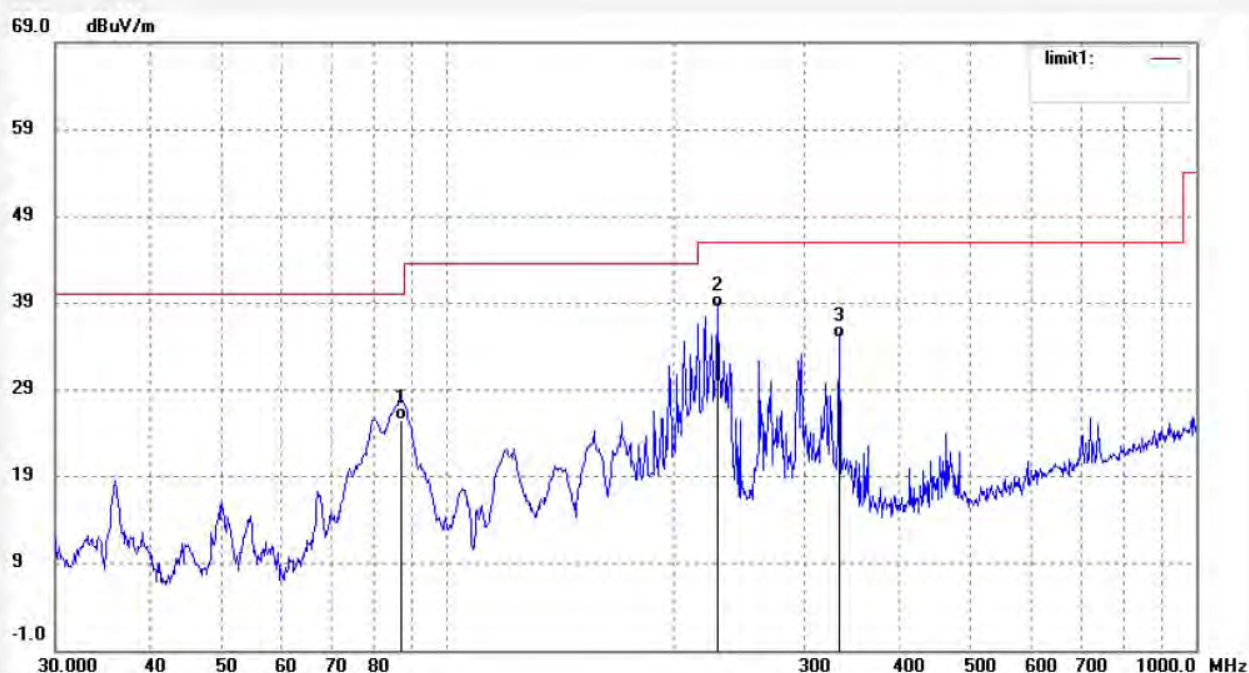
Date: 2014/05/20

Time: 11:38:06

Engineer Signature:

Distance: 3m

Note: Report No:ATE20140804



Job No.: alen #4097

Standard: FCC Class B 3M Radiated

Test item: Radiation Test

Temp.(C)/Hum.(%) 25 C / 55 %

EUT: Tpad

Mode: TX 2452MHz(802.11n40)

Model: A80se

Manufacturer: SHANGKE

Polarization: Vertical

Power Source: AC 120V/60Hz

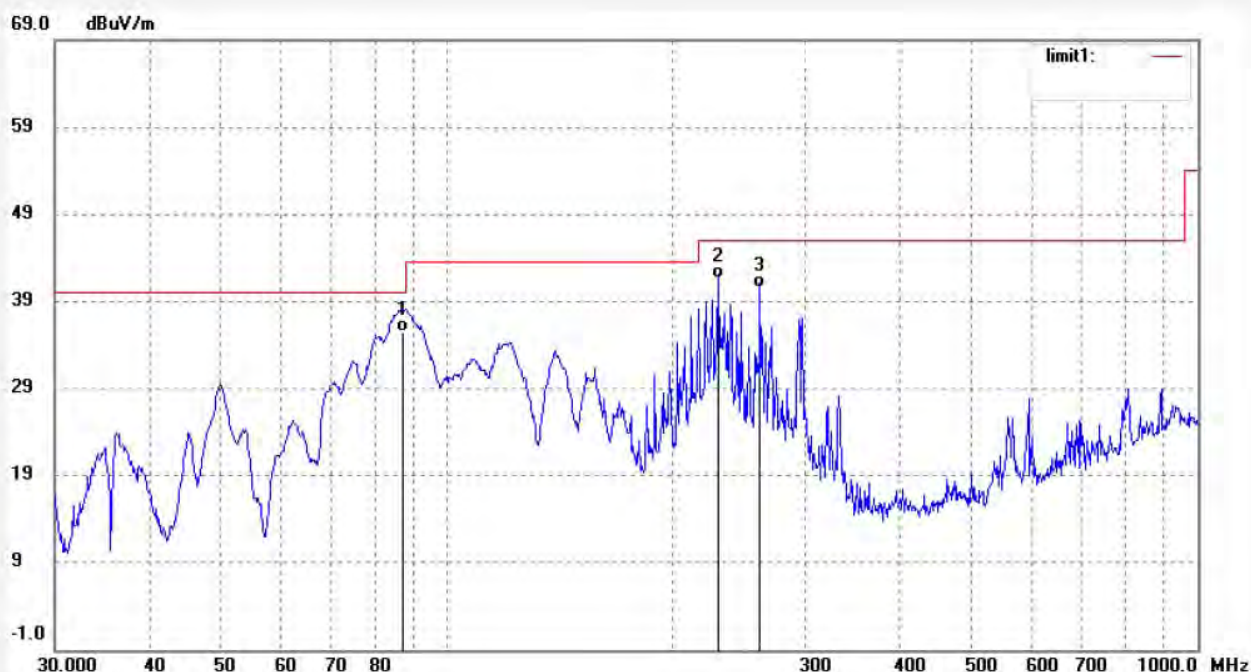
Date: 2014/05/20

Time: 11:38:44

Engineer Signature:

Distance: 3m

Note: Report No:ATE20140804



No.	Freq. (MHz)	Reading (dBuV/m)	Factor (dB)	Result (dBuV/m)	Limit (dBuV/m)	Margin (dB)	Detector	Height (cm)	Degree (deg.)	Remark
1	87.1116	57.16	-21.61	35.55	40.00	-4.45	QP			
2	229.2931	61.47	-19.86	41.61	46.00	-4.39	QP			
3	261.0582	59.63	-19.08	40.55	46.00	-5.45	QP			

Above 1G



ACCURATE TECHNOLOGY CO., LTD.

F1,Bldg,A,Changyuan New Material Port Keyuan Rd,
Science & Industry Park,Nanshan Shenzhen,P.R.China

Site: 1# Chamber

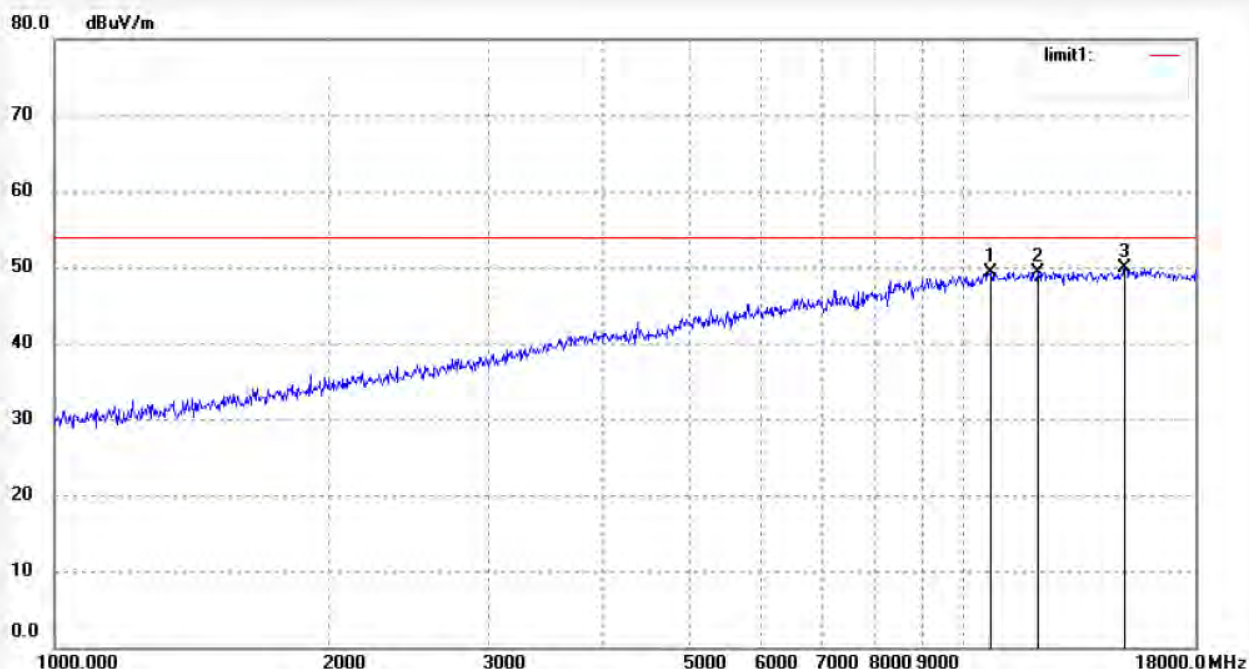
Tel:+86-0755-26503290

Fax:+86-0755-26503396

Job No.: alen #3037
Standard: FCC Class B 3M Radiated
Test item: Radiation Test
Temp.(C)/Hum.(%) 25 C / 55 %
EUT: Tpad
Mode: TX 2412MHz(802.11b)
Model: A80se
Manufacturer: SHANGKE

Polarization: Horizontal
Power Source: AC 120V/60Hz
Date: 2014/05/20
Time: 17/35/34
Engineer Signature:
Distance: 3m

Note: Report No:ATE20140804



No.	Freq. (MHz)	Reading (dBuV/m)	Factor (dB)	Result (dBuV/m)	Limit (dBuV/m)	Margin (dB)	Detector	Height (cm)	Degree (deg.)	Remark
1	10729.481	43.95	5.34	49.29	54.00	-4.71	peak			
2	12079.387	42.67	6.61	49.28	54.00	-4.72	peak			
3	15046.851	38.08	11.82	49.90	54.00	-4.10	peak			



ACCURATE TECHNOLOGY CO., LTD.

F1,Bldg,A,Changyuan New Material Port Keyuan Rd,
Science & Industry Park,Nanshan Shenzhen,P.R.China

Site: 1# Chamber

Tel:+86-0755-26503290

Fax:+86-0755-26503396

Job No.: alen #3036

Standard: FCC Class B 3M Radiated

Test item: Radiation Test

Temp.(C)/Hum.(%) 25 C / 55 %

EUT: Tpad

Mode: TX 2412MHz(802.11b)

Model: A80se

Manufacturer: SHANGKE

Polarization: Vertical

Power Source: AC 120V/60Hz

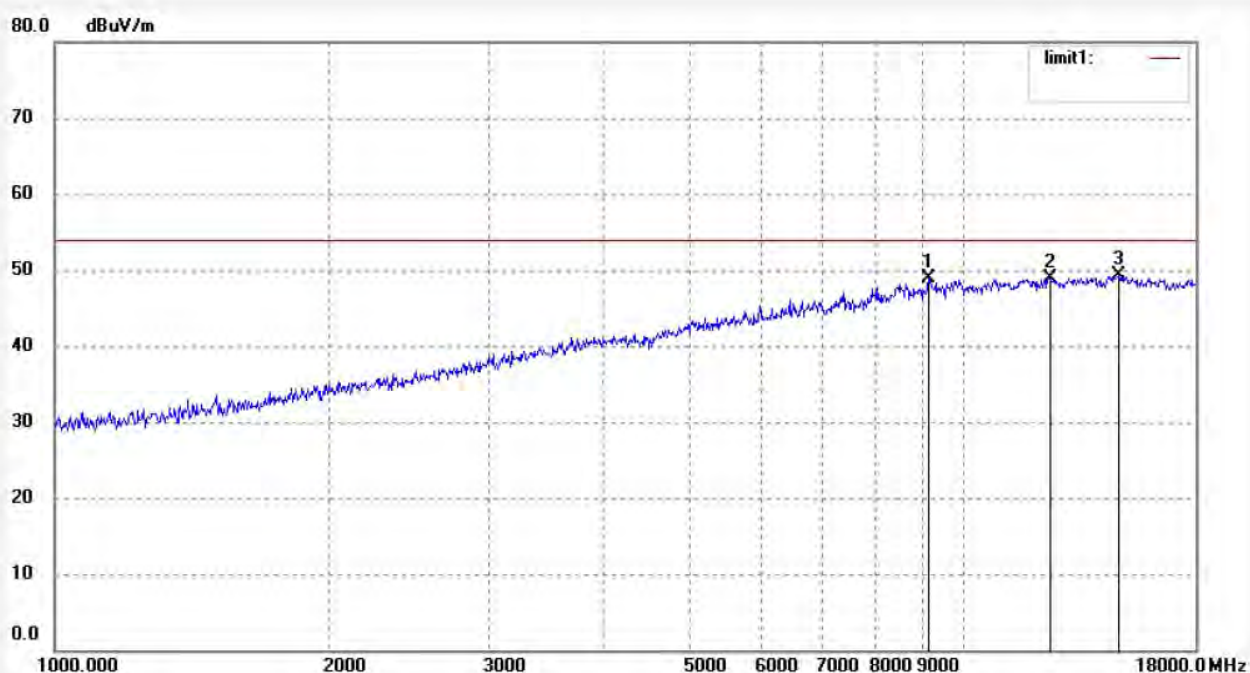
Date: 2014/05/20

Time: 17/34/39

Engineer Signature:

Distance: 3m

Note: Report No:ATE20140804



No.	Freq. (MHz)	Reading (dBuV/m)	Factor (dB)	Result (dBuV/m)	Limit (dBuV/m)	Margin (dB)	Detector	Height (cm)	Degree (deg.)	Remark
1	9152.479	44.94	3.88	48.82	54.00	-5.18	peak			
2	12433.621	41.91	7.06	48.97	54.00	-5.03	peak			
3	14830.959	36.96	12.26	49.22	54.00	-4.78	peak			

Job No.: alen #3035

Standard: FCC Class B 3M Radiated

Test item: Radiation Test

Temp.(C)/Hum.(%) 25 C / 55 %

EUT: Tpad

Mode: TX 2437MHz(802.11b)

Model: A80se

Manufacturer: SHANGKE

Polarization: Horizontal

Power Source: AC 120V/60Hz

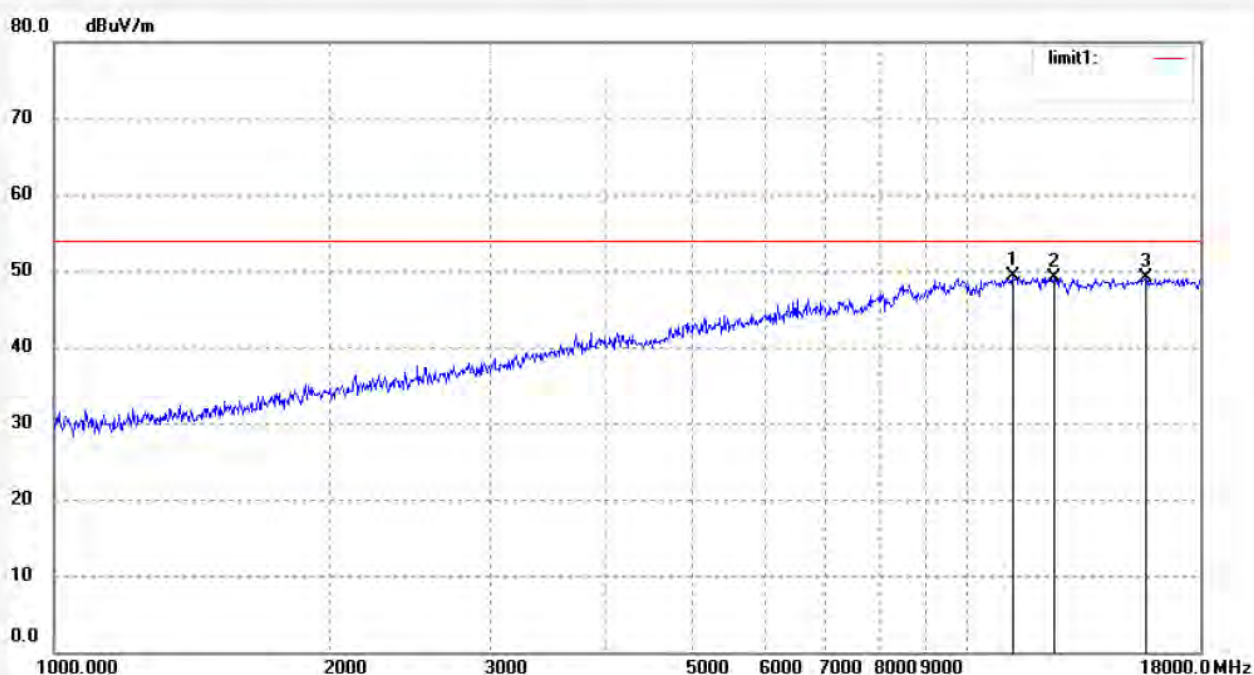
Date: 2014/05/20

Time: 17/34/05

Engineer Signature:

Distance: 3m

Note: Report No:ATE20140804



No.	Freq. (MHz)	Reading (dBuV/m)	Factor (dB)	Result (dBuV/m)	Limit (dBuV/m)	Margin (dB)	Detector	Height (cm)	Degree (deg.)	Remark
1	11204.896	43.55	5.72	49.27	54.00	-4.73	peak			
2	12469.611	41.96	7.12	49.08	54.00	-4.92	peak			
3	15713.564	37.72	11.40	49.12	54.00	-4.88	peak			



ACCURATE TECHNOLOGY CO., LTD.

F1,Bldg,A,Changyuan New Material Port Keyuan Rd,
Science & Industry Park,Nanshan Shenzhen,P.R.China

Site: 1# Chamber

Tel:+86-0755-26503290

Fax:+86-0755-26503396

Job No.: alen #3034

Standard: FCC Class B 3M Radiated

Test item: Radiation Test

Temp.(C)/Hum.(%) 25 C / 55 %

EUT: Tpad

Mode: TX 2437MHz(802.11b)

Model: A80se

Manufacturer: SHANGKE

Polarization: Vertical

Power Source: AC 120V/60Hz

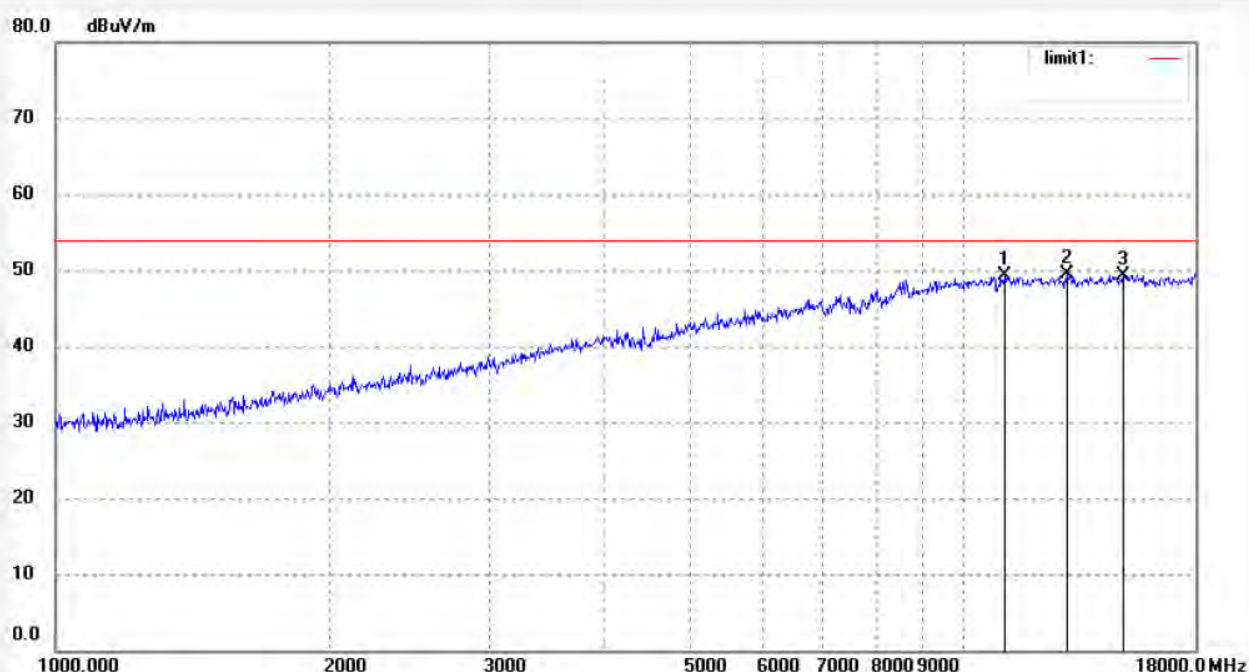
Date: 2014/05/20

Time: 17/33/34

Engineer Signature:

Distance: 3m

Note: Report No:ATE20140804



No.	Freq. (MHz)	Reading (dBuV/m)	Factor (dB)	Result (dBuV/m)	Limit (dBuV/m)	Margin (dB)	Detector	Height (cm)	Degree (deg.)	Remark
1	11076.096	43.73	5.58	49.31	54.00	-4.69	peak			
2	12984.544	41.54	7.87	49.41	54.00	-4.59	peak			
3	15003.422	37.52	11.88	49.40	54.00	-4.60	peak			



ACCURATE TECHNOLOGY CO., LTD.

F1,Bldg,A,Changyuan New Material Port Keyuan Rd,
Science & Industry Park,Nanshan Shenzhen,P.R.China

Site: 1# Chamber

Tel:+86-0755-26503290

Fax:+86-0755-26503396

Job No.: alen #3032

Standard: FCC Class B 3M Radiated

Test item: Radiation Test

Temp.(C)/Hum.(%) 25 C / 55 %

EUT: Tpad

Mode: TX 2462MHz(802.11b)

Model: A80se

Manufacturer: SHANGKE

Polarization: Horizontal

Power Source: AC 120V/60Hz

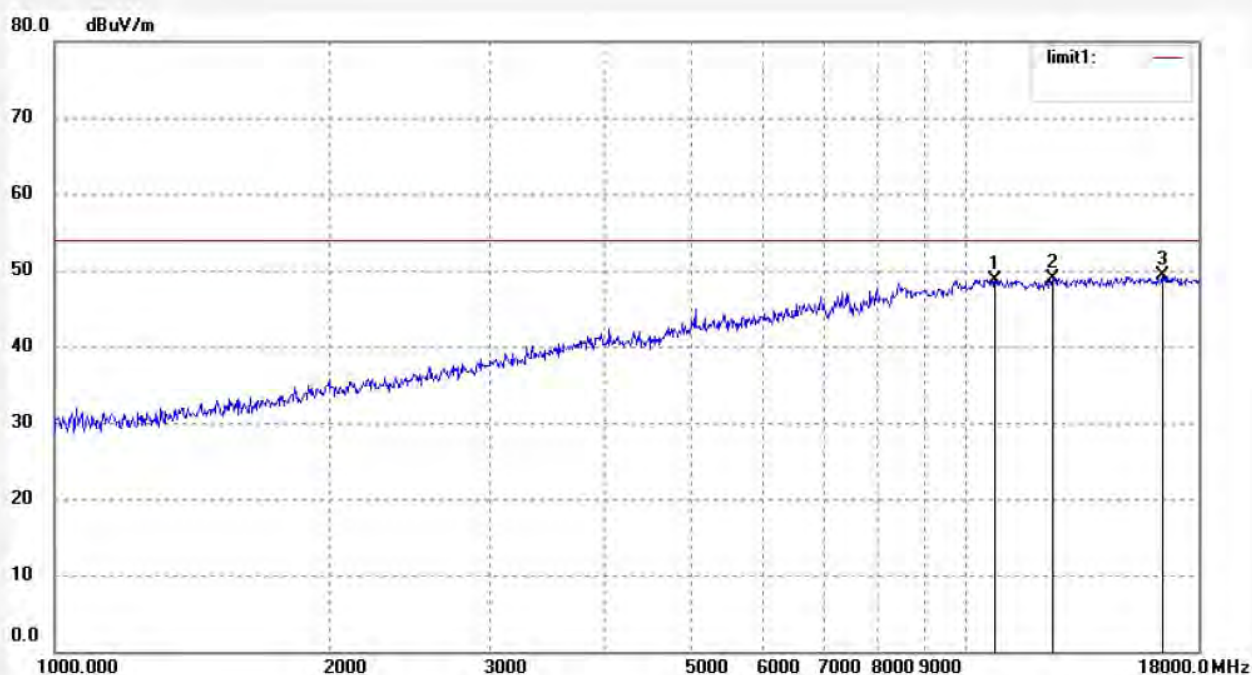
Date: 2014/05/20

Time: 17/32/22

Engineer Signature:

Distance: 3m

Note: Report No:ATE20140804



No.	Freq. (MHz)	Reading (dBuV/m)	Factor (dB)	Result (dBuV/m)	Limit (dBuV/m)	Margin (dB)	Detector	Height (cm)	Degree (deg.)	Remark
1	10760.538	43.44	5.35	48.79	54.00	-5.21	peak			
2	12433.621	41.81	7.06	48.87	54.00	-5.13	peak			
3	16409.819	37.22	12.06	49.28	54.00	-4.72	peak			



ACCURATE TECHNOLOGY CO., LTD.

F1,Bldg.A,Changyuan New Material Port Keyuan Rd,
Science & Industry Park,Nanshan Shenzhen,P.R.China

Site: 1# Chamber

Tel:+86-0755-26503290

Fax:+86-0755-26503396

Job No.: alen #3033

Standard: FCC Class B 3M Radiated

Test item: Radiation Test

Temp.(C)/Hum.(%) 25 C / 55 %

EUT: Tpad

Mode: TX 2462MHz(802.11b)

Model: A80se

Manufacturer: SHANGKE

Polarization: Vertical

Power Source: AC 120V/60Hz

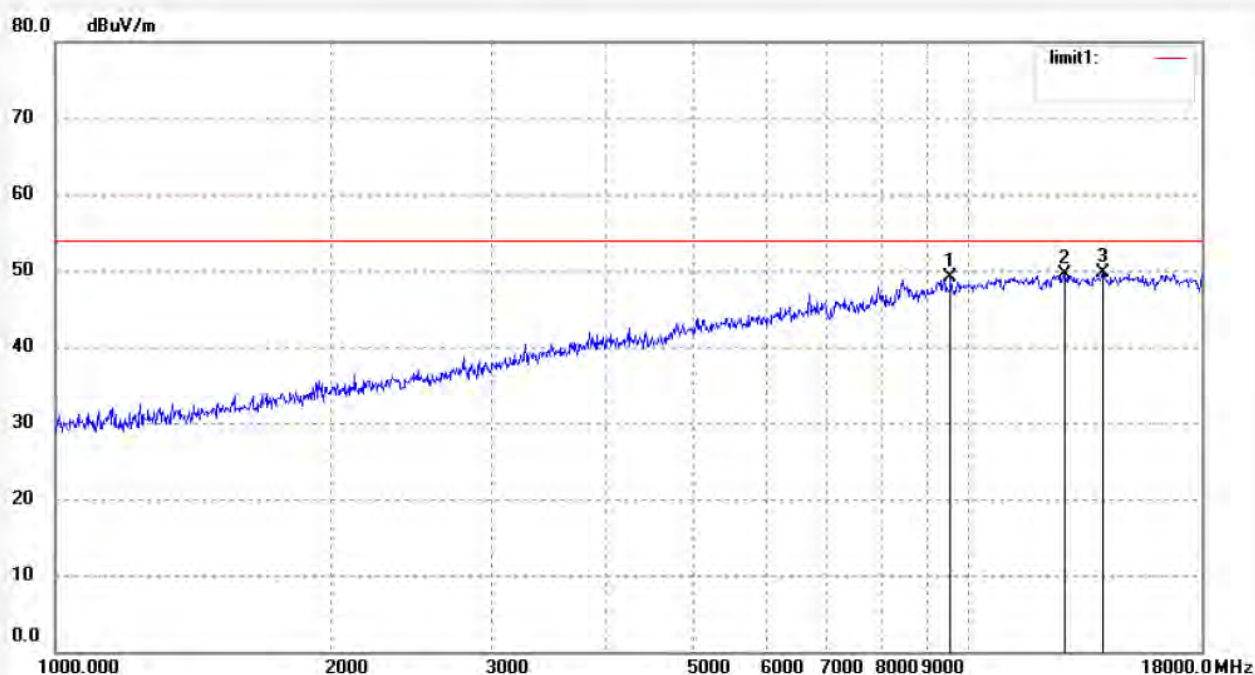
Date: 2014/05/20

Time: 17/32/56

Engineer Signature:

Distance: 3m

Note: Report No:ATE20140804



No.	Freq. (MHz)	Reading (dBuV/m)	Factor (dB)	Result (dBuV/m)	Limit (dBuV/m)	Margin (dB)	Detector	Height (cm)	Degree (deg.)	Remark
1	9558.017	44.30	4.85	49.15	54.00	-4.85	peak			
2	12724.473	41.96	7.49	49.45	54.00	-4.55	peak			
3	14038.447	39.00	10.61	49.61	54.00	-4.39	peak			



ACCURATE TECHNOLOGY CO., LTD.

F1,Bldg.A,Changyuan New Material Port Keyuan Rd,
Science & Industry Park,Nanshan Shenzhen,P.R.China

Site: 1# Chamber

Tel:+86-0755-26503290

Fax:+86-0755-26503396

Job No.: alen #3027

Standard: FCC Class B 3M Radiated

Test item: Radiation Test

Temp.(C)/Hum.(%) 25 C / 55 %

EUT: Tpad

Mode: TX 2412MHz(802.11g)

Model: A80se

Manufacturer: SHANGKE

Polarization: Horizontal

Power Source: AC 120V/60Hz

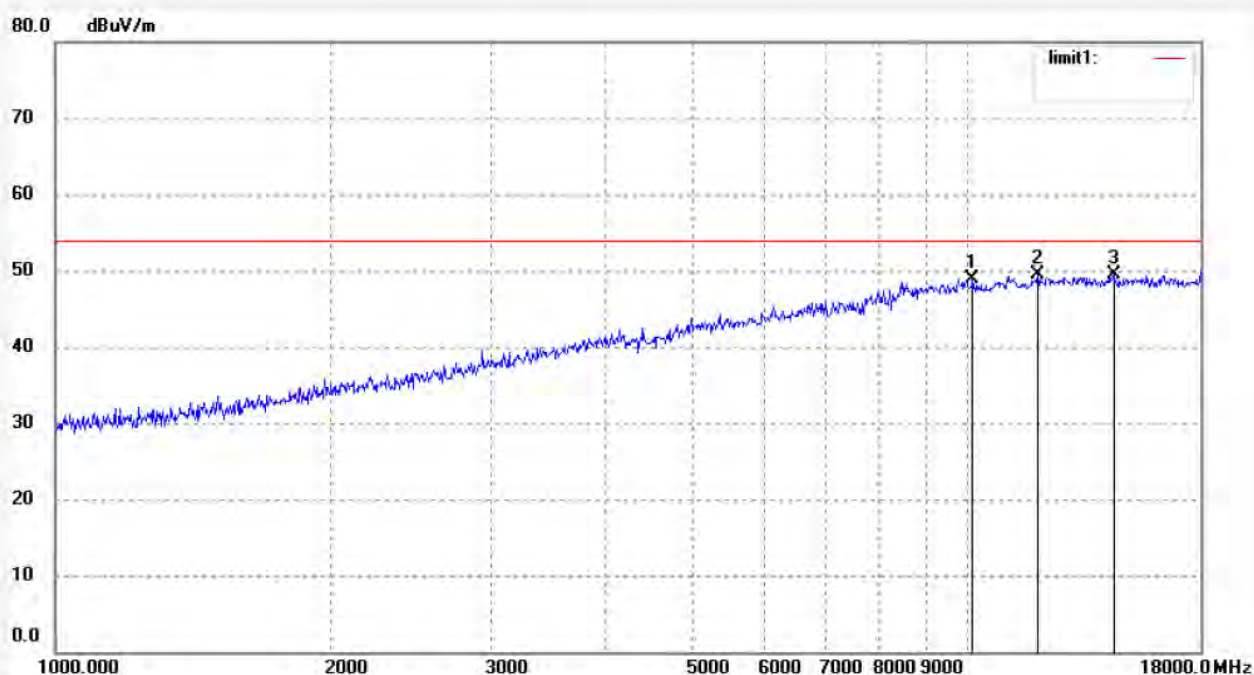
Date: 2014/05/20

Time: 17/28/56

Engineer Signature:

Distance: 3m

Note: Report No:ATE20140804



No.	Freq. (MHz)	Reading (dBuV/m)	Factor (dB)	Result (dBuV/m)	Limit (dBuV/m)	Margin (dB)	Detector	Height (cm)	Degree (deg.)	Remark
1	10126.824	43.49	5.34	48.83	54.00	-5.17	peak			
2	11940.535	43.04	6.43	49.47	54.00	-4.53	peak			
3	14450.131	36.75	12.73	49.48	54.00	-4.52	peak			



ACCURATE TECHNOLOGY CO., LTD.

F1,Bldg,A,Changyuan New Material Port Keyuan Rd,
Science & Industry Park,Nanshan Shenzhen,P.R.China

Site: 1# Chamber

Tel:+86-0755-26503290

Fax:+86-0755-26503396

Job No.: alen #3026

Standard: FCC Class B 3M Radiated

Test item: Radiation Test

Temp.(C)/Hum.(%) 25 C / 55 %

EUT: Tpad

Mode: TX 2412MHz(802.11g)

Model: A80se

Manufacturer: SHANGKE

Polarization: Vertical

Power Source: AC 120V/60Hz

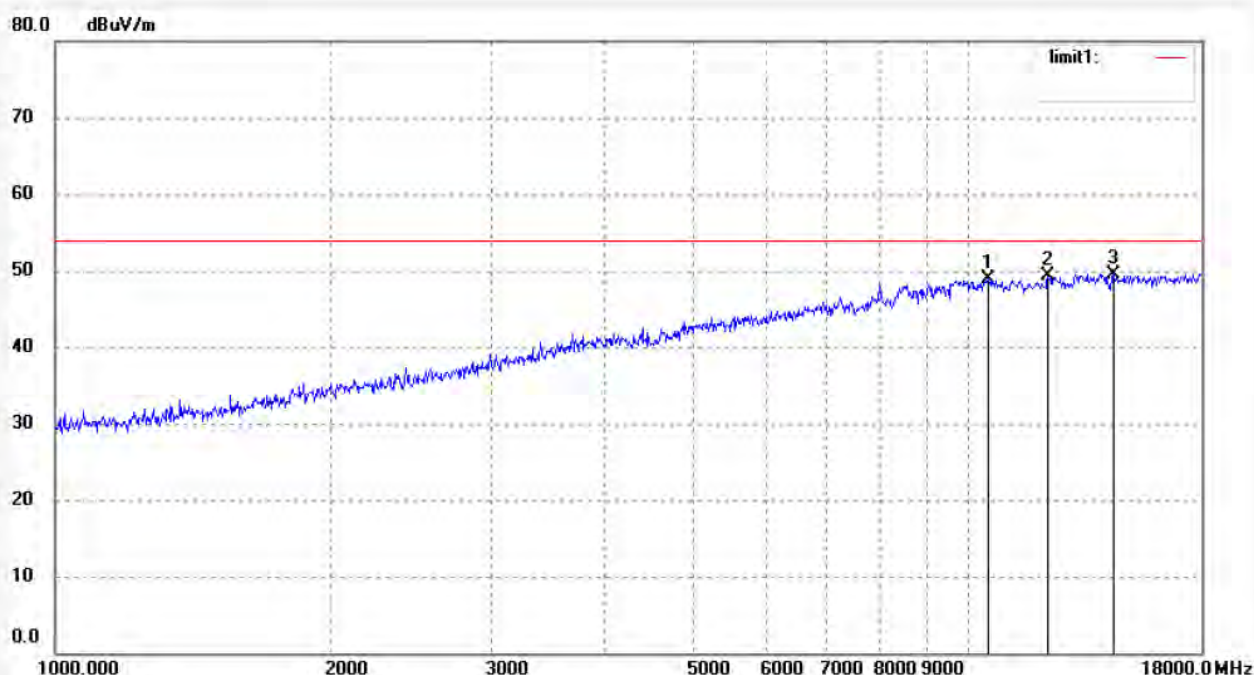
Date: 2014/05/20

Time: 17/28/22

Engineer Signature:

Distance: 3m

Note: Report No:ATE20140804



No.	Freq. (MHz)	Reading (dBuV/m)	Factor (dB)	Result (dBuV/m)	Limit (dBuV/m)	Margin (dB)	Detector	Height (cm)	Degree (deg.)	Remark
1	10514.577	43.70	5.20	48.90	54.00	-5.10	peak			
2	12219.853	42.54	6.79	49.33	54.00	-4.67	peak			
3	14408.425	37.00	12.53	49.53	54.00	-4.47	peak			

Job No.: alen #3029

Standard: FCC Class B 3M Radiated

Test item: Radiation Test

Temp.(C)/Hum.(%) 25 C / 55 %

EUT: Tpad

Mode: TX 2437MHz(802.11g)

Model: A80se

Manufacturer: SHANGKE

Polarization: Horizontal

Power Source: AC 120V/60Hz

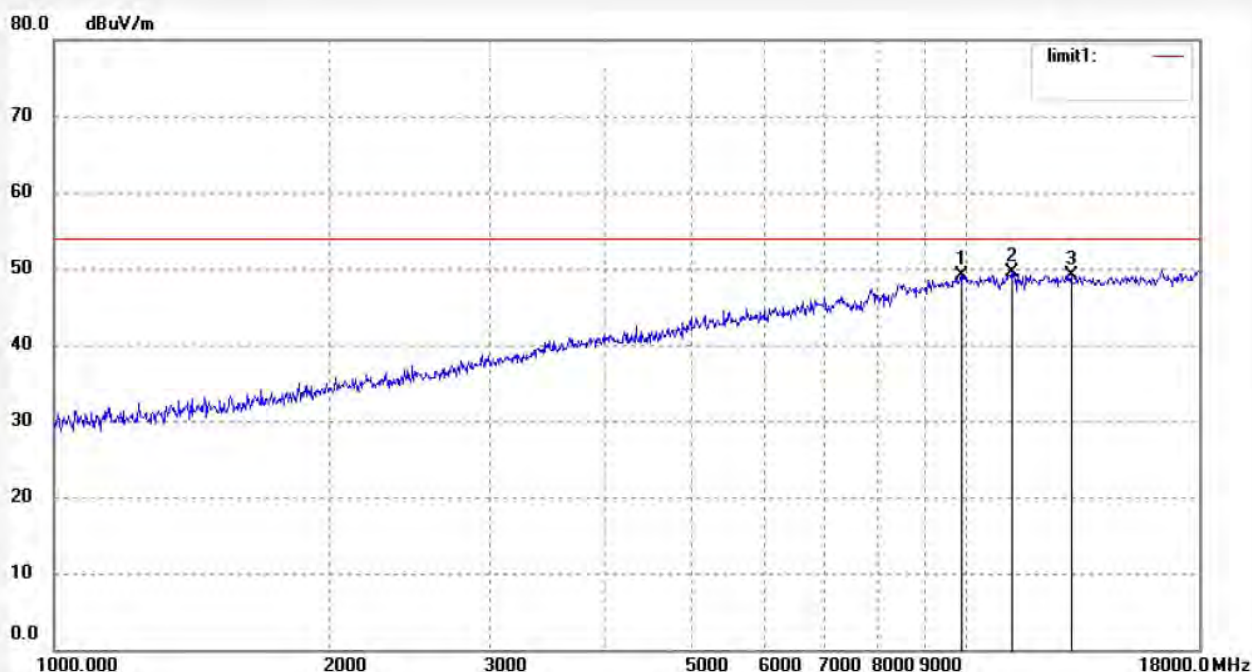
Date: 2014/05/20

Time: 17/30/30

Engineer Signature:

Distance: 3m

Note: Report No:ATE20140804



No.	Freq. (MHz)	Reading (dBuV/m)	Factor (dB)	Result (dBuV/m)	Limit (dBuV/m)	Margin (dB)	Detector	Height (cm)	Degree (deg.)	Remark
1	9866.789	43.89	5.18	49.07	54.00	-4.93	peak			
2	11204.896	43.79	5.72	49.51	54.00	-4.49	peak			
3	13022.129	41.14	7.94	49.08	54.00	-4.92	peak			



ACCURATE TECHNOLOGY CO., LTD.

F1,Bldg,A,Changyuan New Material Port Keyuan Rd,
Science & Industry Park,Nanshan Shenzhen,P.R.China

Site: 1# Chamber

Tel:+86-0755-26503290

Fax:+86-0755-26503396

Job No.: alen #3028

Standard: FCC Class B 3M Radiated

Test item: Radiation Test

Temp.(C)/Hum.(%) 25 C / 55 %

EUT: Tpad

Mode: TX 2437MHz(802.11g)

Model: A80se

Manufacturer: SHANGKE

Polarization: Vertical

Power Source: AC 120V/60Hz

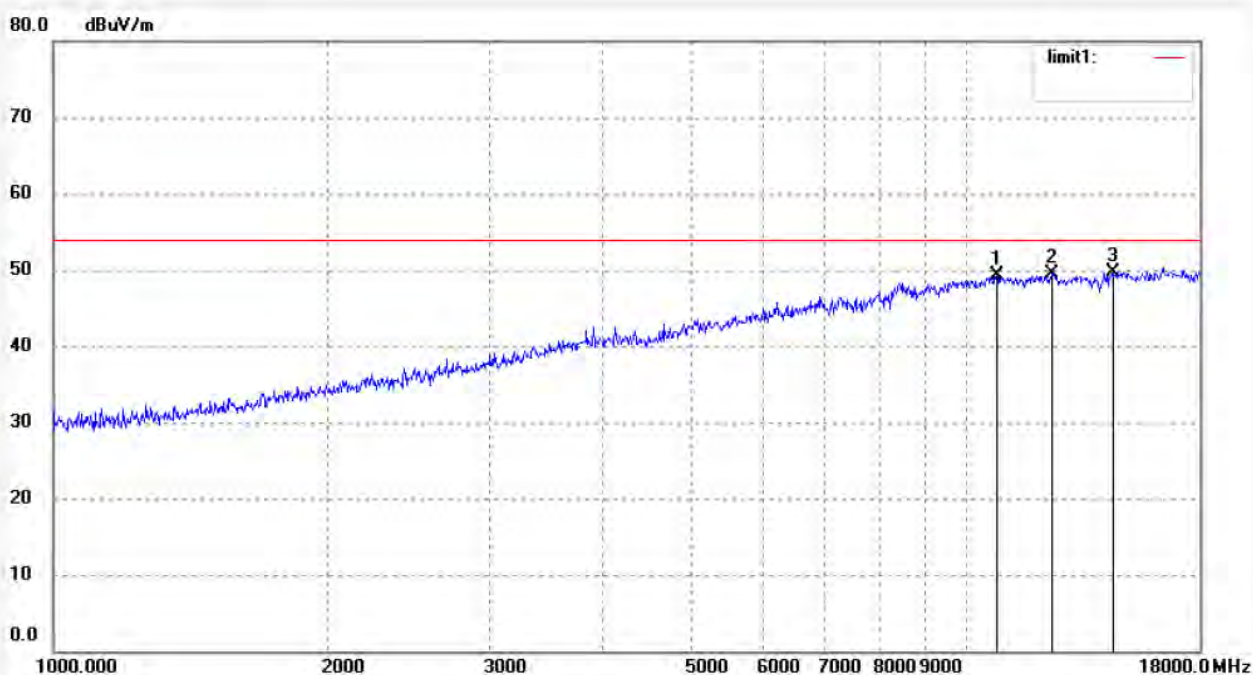
Date: 2014/05/20

Time: 17/29/39

Engineer Signature:

Distance: 3m

Note: Report No:ATE20140804



No.	Freq. (MHz)	Reading (dBuV/m)	Factor (dB)	Result (dBuV/m)	Limit (dBuV/m)	Margin (dB)	Detector	Height (cm)	Degree (deg.)	Remark
1	10791.685	43.94	5.38	49.32	54.00	-4.68	peak			
2	12397.735	42.46	7.02	49.48	54.00	-4.52	peak			
3	14450.131	36.96	12.73	49.69	54.00	-4.31	peak			



ACCURATE TECHNOLOGY CO., LTD.

F1,Bldg,A,Changyuan New Material Port Keyuan Rd,
Science & Industry Park,Nanshan Shenzhen,P.R.China

Site: 1# Chamber

Tel:+86-0755-26503290

Fax:+86-0755-26503396

Job No.: alen #3031

Standard: FCC Class B 3M Radiated

Test item: Radiation Test

Temp.(C)/Hum.(%) 25 C / 55 %

EUT: Tpad

Mode: TX 2462MHz(802.11g)

Model: A80se

Manufacturer: SHANGKE

Polarization: Horizontal

Power Source: AC 120V/60Hz

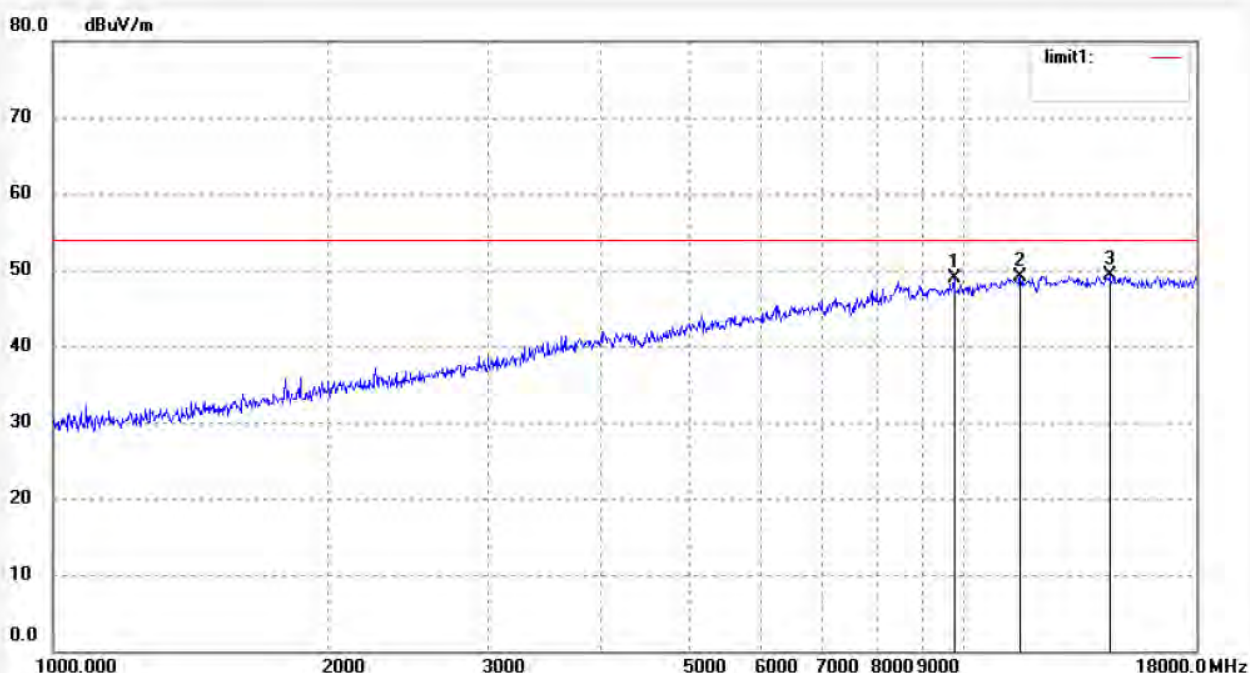
Date: 2014/05/20

Time: 17/31/47

Engineer Signature:

Distance: 3m

Note: Report No:ATE20140804





ACCURATE TECHNOLOGY CO., LTD.

F1,Bldg,A,Changyuan New Material Port Keyuan Rd,
Science & Industry Park,Nanshan Shenzhen,P.R.China

Site: 1# Chamber

Tel:+86-0755-26503290

Fax:+86-0755-26503396

Job No.: alen #3030

Standard: FCC Class B 3M Radiated

Test item: Radiation Test

Temp.(C)/Hum.(%) 25 C / 55 %

EUT: Tpad

Mode: TX 2462MHz(802.11g)

Model: A80se

Manufacturer: SHANGKE

Polarization: Vertical

Power Source: AC 120V/60Hz

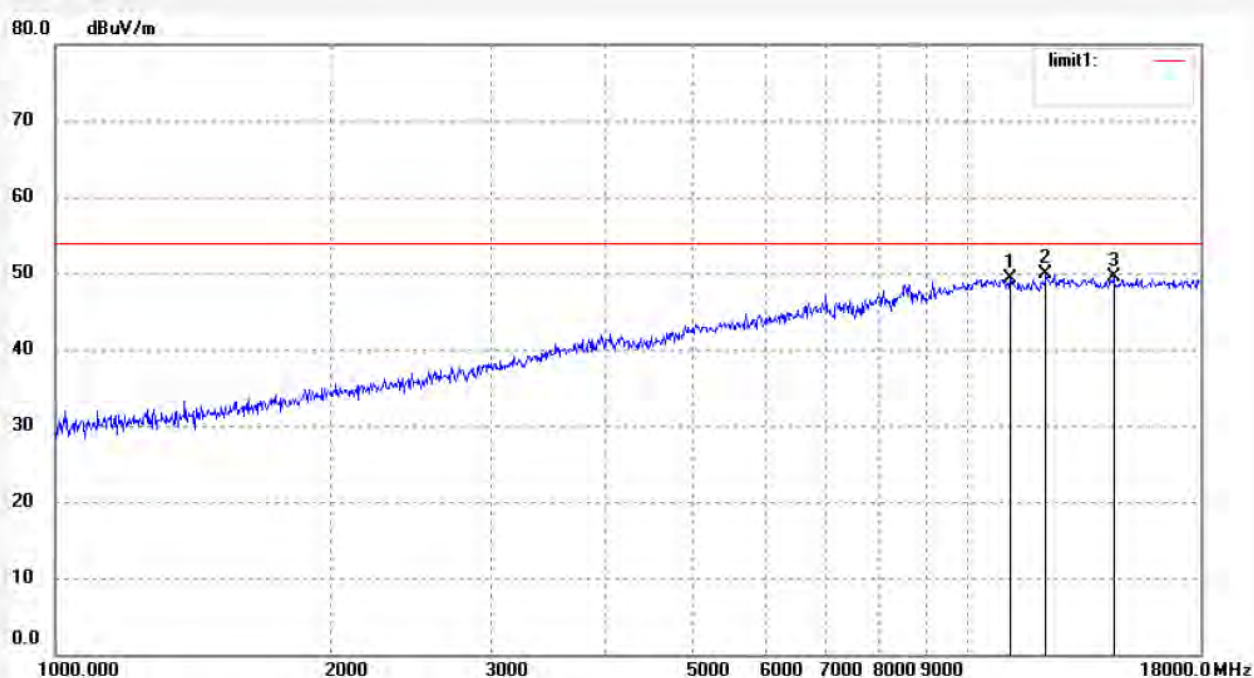
Date: 2014/05/20

Time: 17/31/09

Engineer Signature:

Distance: 3m

Note: Report No:ATE20140804



No.	Freq. (MHz)	Reading (dBuV/m)	Factor (dB)	Result (dBuV/m)	Limit (dBuV/m)	Margin (dB)	Detector	Height (cm)	Degree (deg.)	Remark
1	11140.310	43.66	5.65	49.31	54.00	-4.69	peak			
2	12184.584	43.11	6.73	49.84	54.00	-4.16	peak			
3	14450.131	36.76	12.74	49.50	54.00	-4.50	peak			



ACCURATE TECHNOLOGY CO., LTD.

F1,Bldg,A,Changyuan New Material Port Keyuan Rd,
Science & Industry Park,Nanshan Shenzhen,P.R.China

Site: 1# Chamber

Tel:+86-0755-26503290

Fax:+86-0755-26503396

Job No.: alen #3024

Standard: FCC Class B 3M Radiated

Test item: Radiation Test

Temp.(C)/Hum.(%) 25 C / 55 %

EUT: Tpad

Mode: TX 2412MHz(802.11n20)

Model: A80se

Manufacturer: SHANGKE

Polarization: Horizontal

Power Source: AC 120V/60Hz

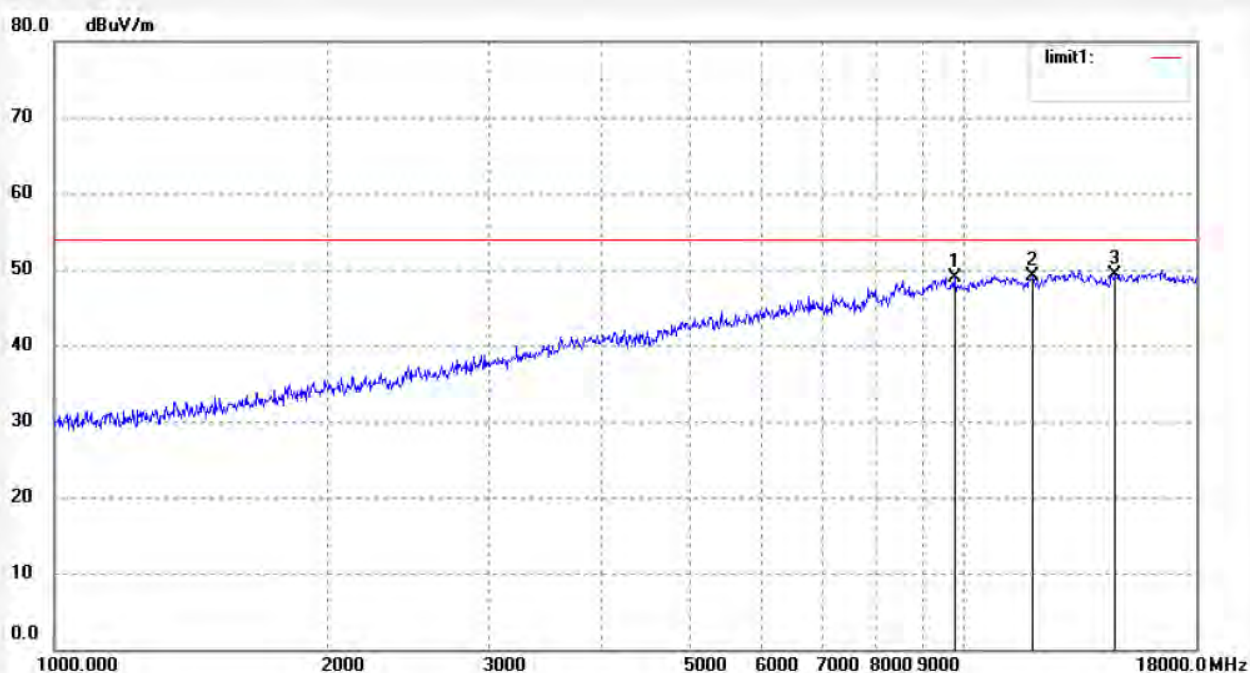
Date: 2014/05/20

Time: 17/27/10

Engineer Signature:

Distance: 3m

Note: Report No:ATE20140804



No.	Freq. (MHz)	Reading (dBuV/m)	Factor (dB)	Result (dBuV/m)	Limit (dBuV/m)	Margin (dB)	Detector	Height (cm)	Degree (deg.)	Remark
1	9753.371	43.92	5.06	48.98	54.00	-5.02	peak			
2	11906.073	42.61	6.41	49.02	54.00	-4.98	peak			
3	14618.166	36.64	12.74	49.38	54.00	-4.62	peak			



ACCURATE TECHNOLOGY CO., LTD.

F1,Bldg,A,Changyuan New Material Port Keyuan Rd,
Science & Industry Park,Nanshan Shenzhen,P.R.China

Site: 1# Chamber

Tel:+86-0755-26503290

Fax:+86-0755-26503396

Job No.: alen #3025

Standard: FCC Class B 3M Radiated

Test item: Radiation Test

Temp.(C)/Hum.(%) 25 C / 55 %

EUT: Tpad

Mode: TX 2412MHz(802.11n20)

Model: A80se

Manufacturer: SHANGKE

Polarization: Vertical

Power Source: AC 120V/60Hz

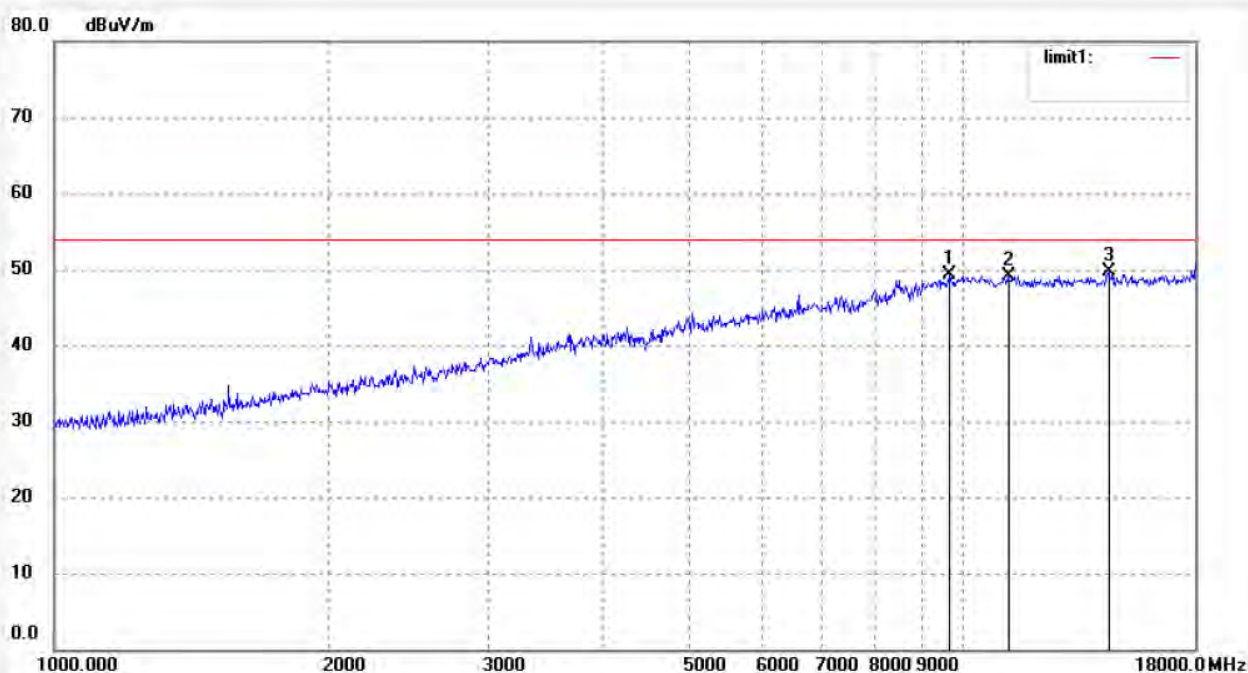
Date: 2014/05/20

Time: 17/27/47

Engineer Signature:

Distance: 3m

Note: Report No:ATE20140804



No.	Freq. (MHz)	Reading (dBuV/m)	Factor (dB)	Result (dBuV/m)	Limit (dBuV/m)	Margin (dB)	Detector	Height (cm)	Degree (deg.)	Remark
1	9669.164	44.28	4.97	49.25	54.00	-4.75	peak			
2	11204.896	43.47	5.72	49.19	54.00	-4.81	peak			
3	14450.131	36.97	12.74	49.71	54.00	-4.29	peak			



ACCURATE TECHNOLOGY CO., LTD.

F1,Bldg,A,Changyuan New Material Port Keyuan Rd,
Science & Industry Park,Nanshan Shenzhen,P.R.China

Site: 1# Chamber

Tel:+86-0755-26503290

Fax:+86-0755-26503396

Job No.: alen #3023

Standard: FCC Class B 3M Radiated

Test item: Radiation Test

Temp.(C)/Hum.(%) 25 C / 55 %

EUT: Tpad

Mode: TX 2437MHz(802.11n20)

Model: A80se

Manufacturer: SHANGKE

Polarization: Horizontal

Power Source: AC 120V/60Hz

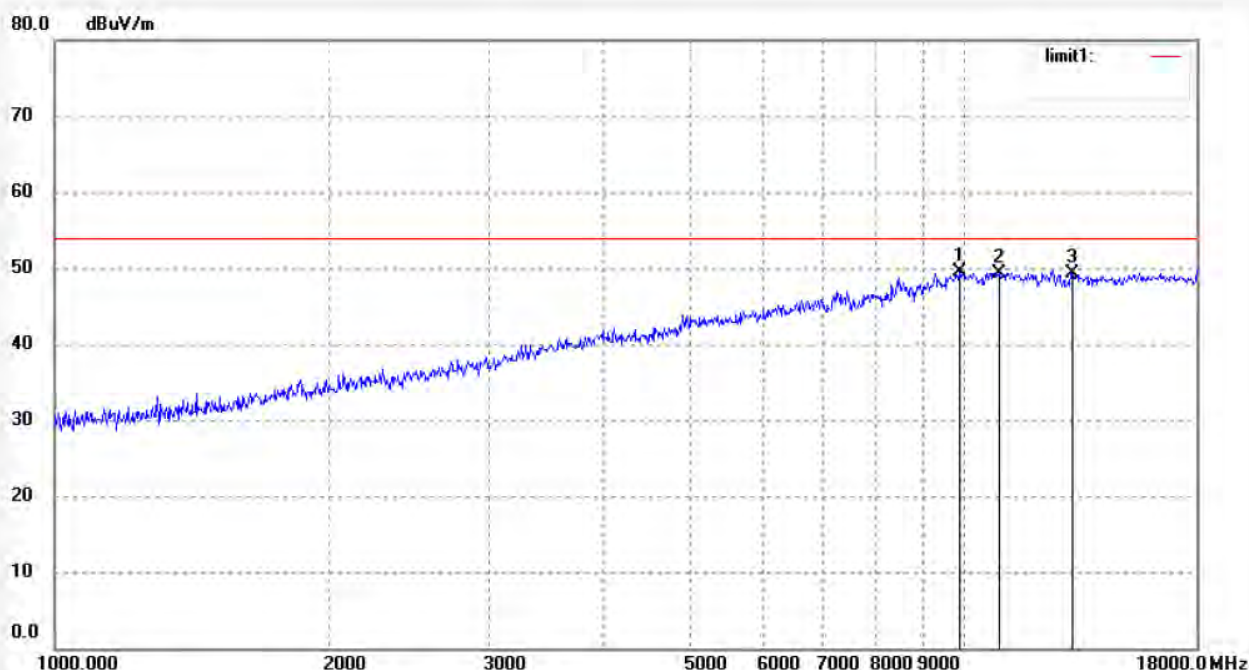
Date: 2014/05/20

Time: 17/26/31

Engineer Signature:

Distance: 3m

Note: Report No:ATE20140804





ACCURATE TECHNOLOGY CO., LTD.

F1,Bldg,A,Changyuan New Material Port Keyuan Rd,
Science & Industry Park,Nanshan Shenzhen,P.R.China

Site: 1# Chamber

Tel:+86-0755-26503290

Fax:+86-0755-26503396

Job No.: alen #3022

Standard: FCC Class B 3M Radiated

Test item: Radiation Test

Temp.(C)/Hum.(%) 25 C / 55 %

EUT: Tpad

Mode: TX 2437MHz(802.11n20)

Model: A80se

Manufacturer: SHANGKE

Polarization: Vertical

Power Source: AC 120V/60Hz

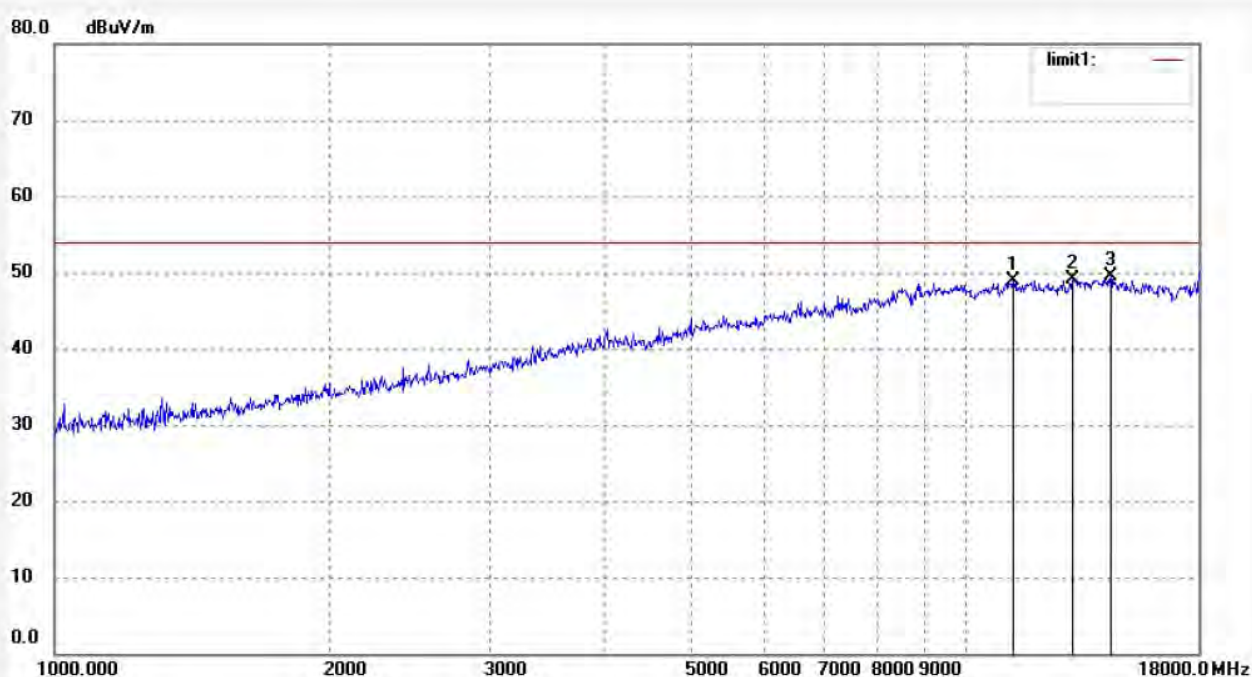
Date: 2014/05/20

Time: 17/25/53

Engineer Signature:

Distance: 3m

Note: Report No:ATE20140804



No.	Freq. (MHz)	Reading (dBuV/m)	Factor (dB)	Result (dBuV/m)	Limit (dBuV/m)	Margin (dB)	Detector	Height (cm)	Degree (deg.)	Remark
1	11269.856	43.12	5.80	48.92	54.00	-5.08	peak			
2	13097.624	41.00	8.11	49.11	54.00	-4.89	peak			
3	14408.425	36.99	12.53	49.52	54.00	-4.48	peak			



ACCURATE TECHNOLOGY CO., LTD.

F1,Bldg.A,Changyuan New Material Port Keyuan Rd,
Science & Industry Park,Nanshan Shenzhen,P.R.China

Site: 1# Chamber

Tel:+86-0755-26503290

Fax:+86-0755-26503396

Job No.: alen #3021

Standard: FCC Class B 3M Radiated

Test item: Radiation Test

Temp.(C)/Hum.(%) 25 C / 55 %

EUT: Tpad

Mode: TX 2462MHz(802.11n20)

Model: A80se

Manufacturer: SHANGKE

Polarization: Horizontal

Power Source: AC 120V/60Hz

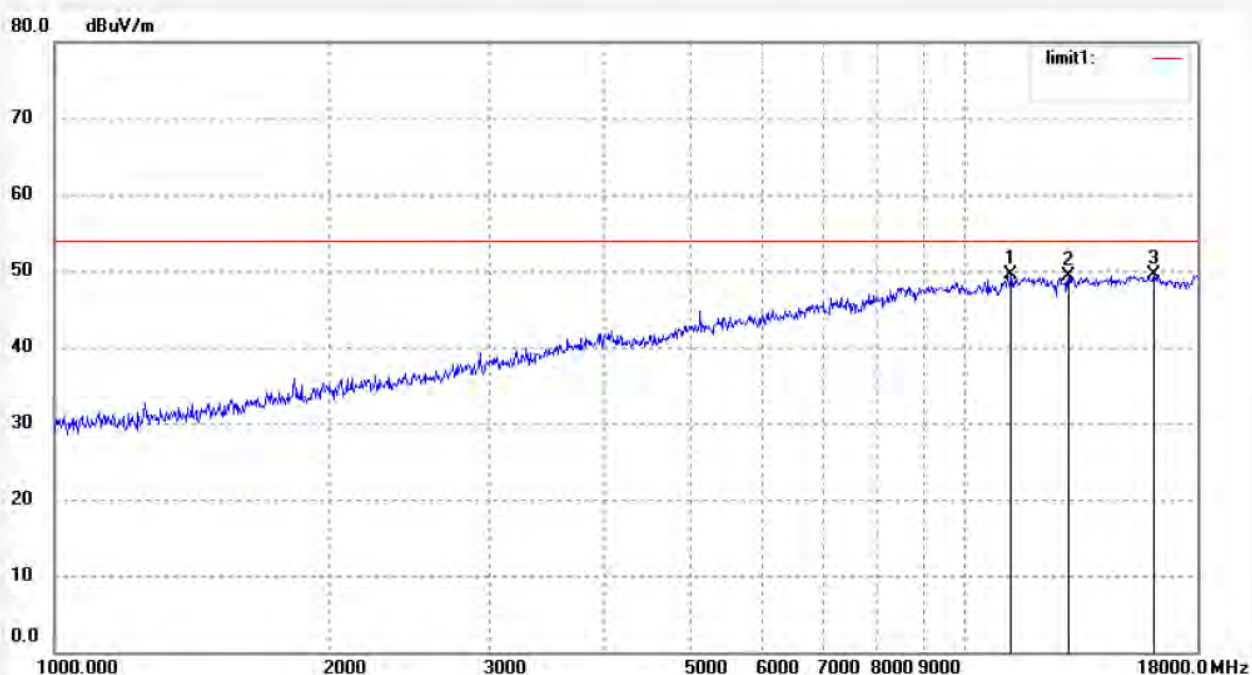
Date: 2014/05/20

Time: 17/25/16

Engineer Signature:

Distance: 3m

Note: Report No:ATE20140804



No.	Freq. (MHz)	Reading (dBuV/m)	Factor (dB)	Result (dBuV/m)	Limit (dBuV/m)	Margin (dB)	Detector	Height (cm)	Degree (deg.)	Remark
1	11237.329	43.72	5.76	49.48	54.00	-4.52	peak			
2	12984.544	41.42	7.87	49.29	54.00	-4.71	peak			
3	16127.689	37.66	11.75	49.41	54.00	-4.59	peak			



ACCURATE TECHNOLOGY CO., LTD.

F1,Bldg.A,Changyuan New Material Port Keyuan Rd,
Science & Industry Park,Nanshan Shenzhen,P.R.China

Site: 1# Chamber

Tel:+86-0755-26503290

Fax:+86-0755-26503396

Job No.: alen #3020

Standard: FCC Class B 3M Radiated

Test item: Radiation Test

Temp.(C)/Hum.(%) 25 C / 55 %

EUT: Tpad

Mode: TX 2462MHz(802.11n20)

Model: A80se

Manufacturer: SHANGKE

Polarization: Vertical

Power Source: AC 120V/60Hz

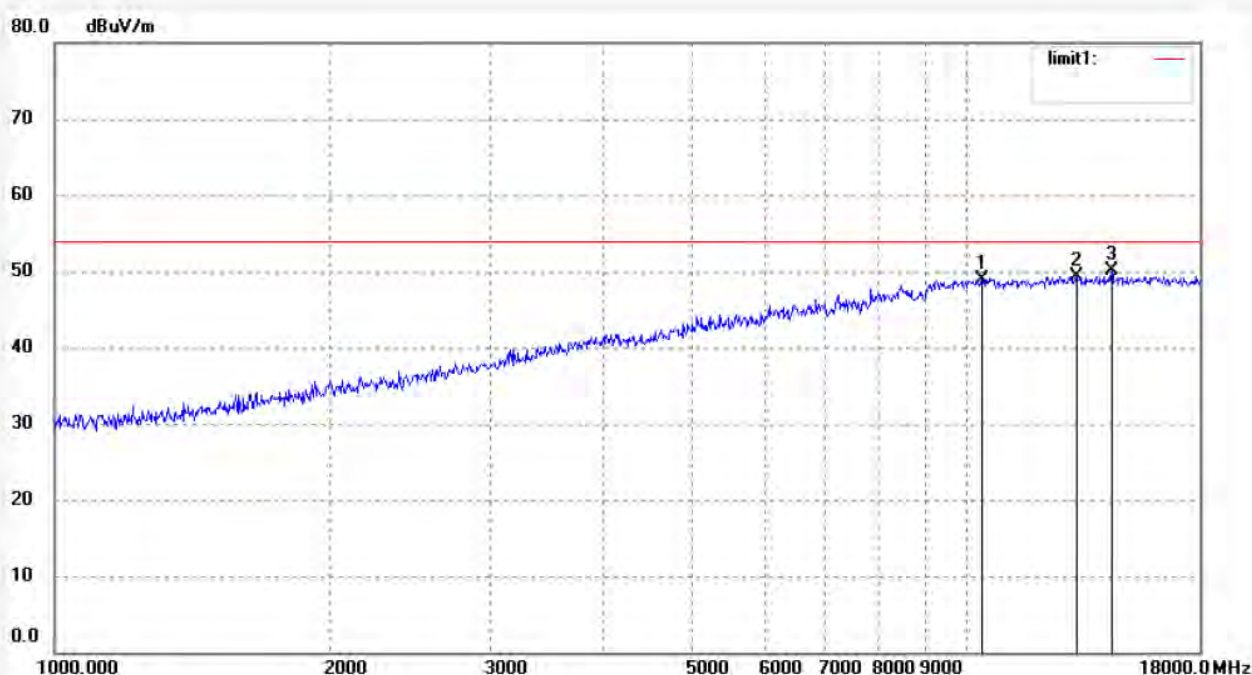
Date: 2014/05/20

Time: 17/24/41

Engineer Signature:

Distance: 3m

Note: Report No:ATE20140804



No.	Freq. (MHz)	Reading (dBuV/m)	Factor (dB)	Result (dBuV/m)	Limit (dBuV/m)	Margin (dB)	Detector	Height (cm)	Degree (deg.)	Remark
1	10393.713	43.71	5.24	48.95	54.00	-5.05	peak			
2	13173.558	41.09	8.28	49.37	54.00	-4.63	peak			
3	14408.425	37.48	12.53	50.01	54.00	-3.99	peak			

Job No.: alen #3014

Standard: FCC Class B 3M Radiated

Test item: Radiation Test

Temp.(C)/Hum.(%) 25 C / 55 %

EUT: Tpad

Mode: TX 2422MHz(802.11n40)

Model: A80se

Manufacturer: SHANGKE

Polarization: Horizontal

Power Source: AC 120V/60Hz

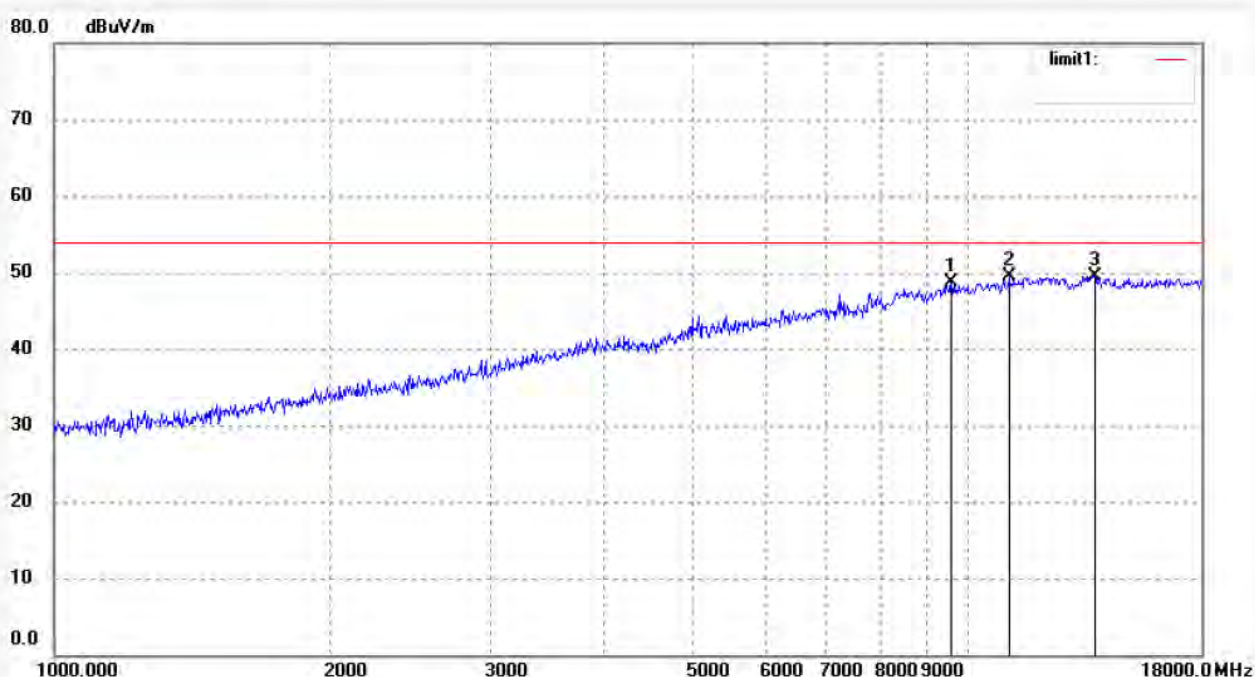
Date: 2014/05/20

Time: 17/20/40

Engineer Signature:

Distance: 3m

Note: Report No:ATE20140804



No.	Freq. (MHz)	Reading (dBuV/m)	Factor (dB)	Result (dBuV/m)	Limit (dBuV/m)	Margin (dB)	Detector	Height (cm)	Degree (deg.)	Remark
1	9585.684	43.91	4.88	48.79	54.00	-5.21	peak			
2	11076.096	43.91	5.58	49.49	54.00	-4.51	peak			
3	13757.267	39.81	9.76	49.57	54.00	-4.43	peak			



ACCURATE TECHNOLOGY CO., LTD.

F1,Bldg,A,Changyuan New Material Port Keyuan Rd,
Science & Industry Park,Nanshan Shenzhen,P.R.China

Site: 1# Chamber

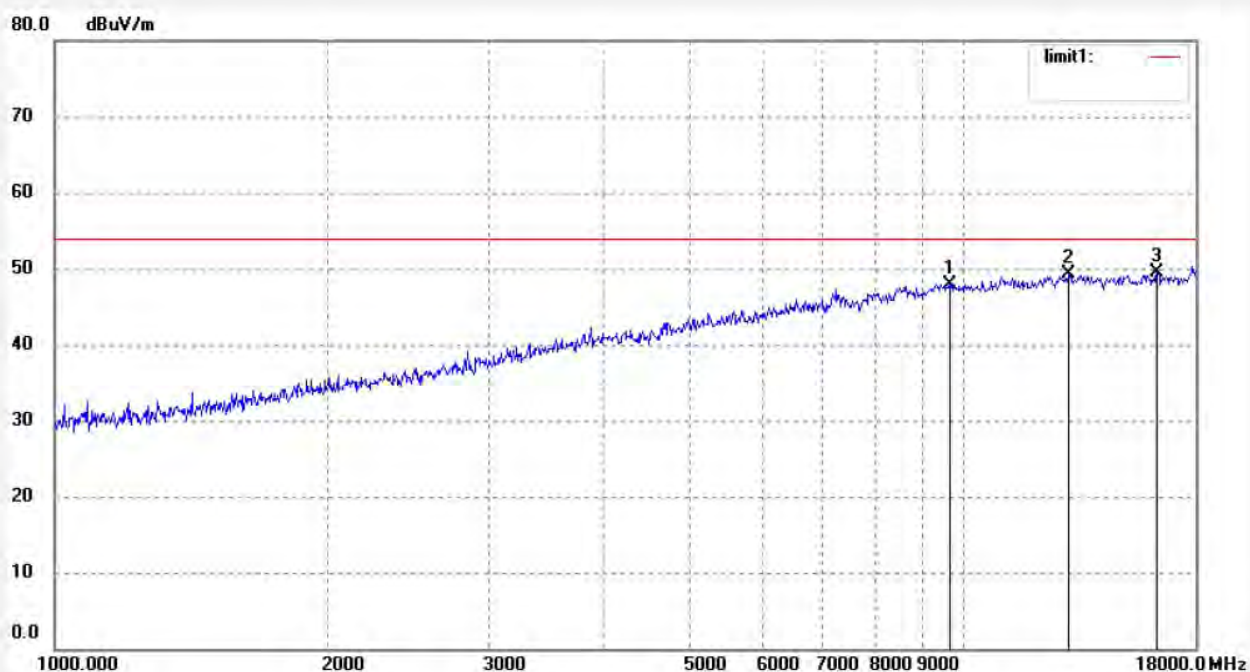
Tel:+86-0755-26503290

Fax:+86-0755-26503396

Job No.: alen #3015
Standard: FCC Class B 3M Radiated
Test item: Radiation Test
Temp.(C)/Hum.(%) 25 C / 55 %
EUT: Tpad
Mode: TX 2422MHz(802.11n40)
Model: A80se
Manufacturer: SHANGKE

Polarization: Vertical
Power Source: AC 120V/60Hz
Date: 2014/05/20
Time: 17/21/18
Engineer Signature:
Distance: 3m

Note: Report No:ATE20140804



No.	Freq. (MHz)	Reading (dBuV/m)	Factor (dB)	Result (dBuV/m)	Limit (dBuV/m)	Margin (dB)	Detector	Height (cm)	Degree (deg.)	Remark
1	9641.257	42.95	4.95	47.90	54.00	-6.10	peak			
2	13059.822	41.37	8.02	49.39	54.00	-4.61	peak			
3	16315.231	37.54	11.95	49.49	54.00	-4.51	peak			



ACCURATE TECHNOLOGY CO., LTD.

F1,Bldg,A,Changyuan New Material Port Keyuan Rd,
Science & Industry Park,Nanshan Shenzhen,P.R.China

Site: 1# Chamber

Tel:+86-0755-26503290

Fax:+86-0755-26503396

Job No.: alen #3017

Standard: FCC Class B 3M Radiated

Test item: Radiation Test

Temp.(C)/Hum.(%) 25 C / 55 %

EUT: Tpad

Mode: TX 2437MHz(802.11n40)

Model: A80se

Manufacturer: SHANGKE

Polarization: Horizontal

Power Source: AC 120V/60Hz

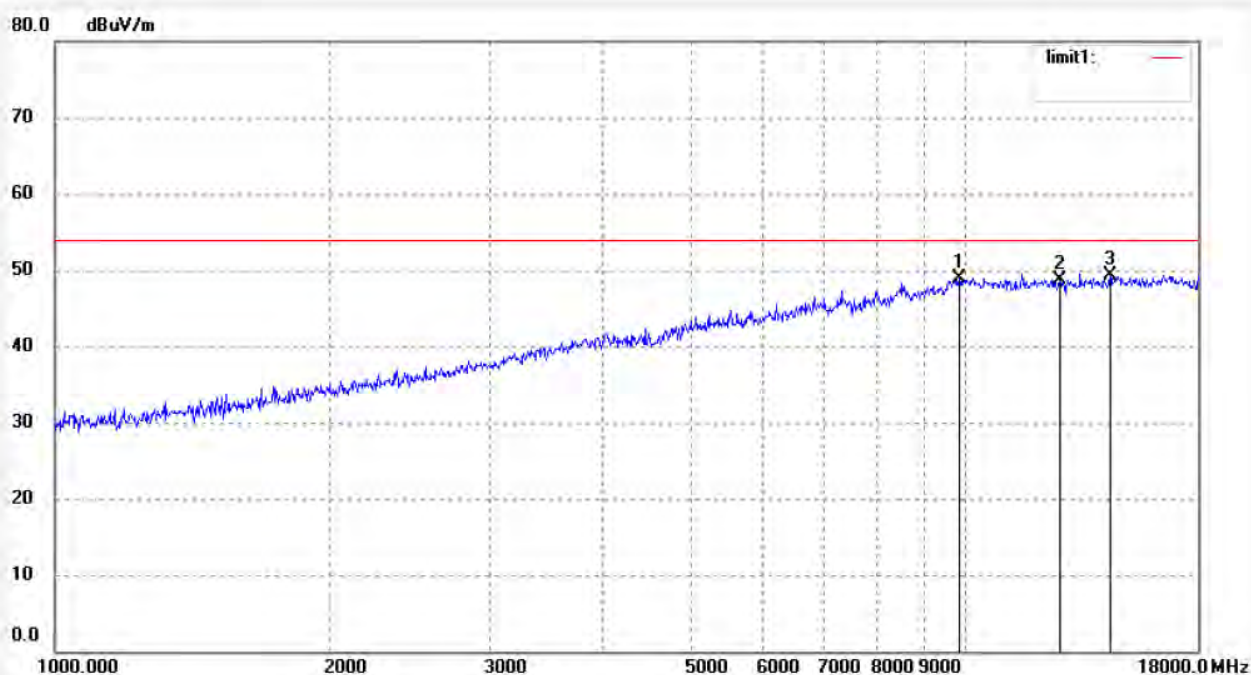
Date: 2014/05/20

Time: 17/22/39

Engineer Signature:

Distance: 3m

Note: Report No:ATE20140804



No.	Freq. (MHz)	Reading (dBuV/m)	Factor (dB)	Result (dBuV/m)	Limit (dBuV/m)	Margin (dB)	Detector	Height (cm)	Degree (deg.)	Remark
1	9838.311	43.70	5.15	48.85	54.00	-5.15	peak			
2	12687.748	41.36	7.44	48.80	54.00	-5.20	peak			
3	14408.425	36.83	12.53	49.36	54.00	-4.64	peak			



ACCURATE TECHNOLOGY CO., LTD.

F1,Bldg.A,Changyuan New Material Port Keyuan Rd,
Science & Industry Park,Nanshan Shenzhen,P.R.China

Site: 1# Chamber

Tel:+86-0755-26503290

Fax:+86-0755-26503396

Job No.: alen #3016

Standard: FCC Class B 3M Radiated

Test item: Radiation Test

Temp.(C)/Hum.(%) 25 C / 55 %

EUT: Tpad

Mode: TX 2437MHz(802.11n40)

Model: A80se

Manufacturer: SHANGKE

Polarization: Vertical

Power Source: AC 120V/60Hz

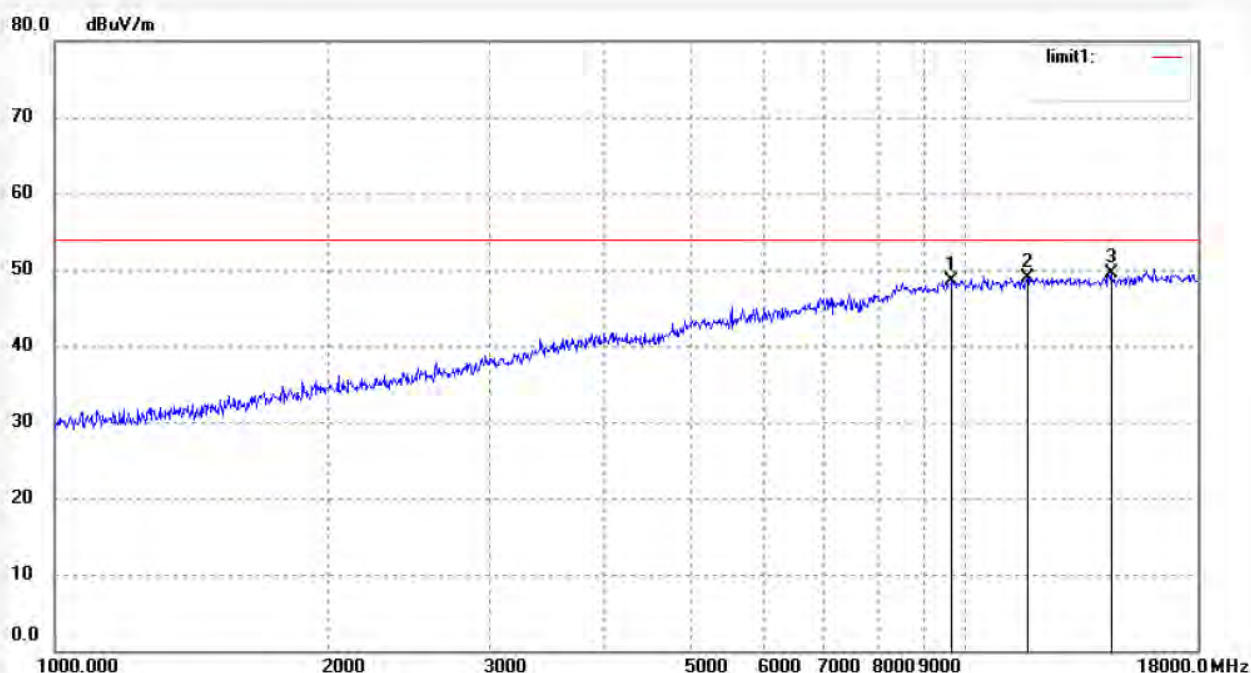
Date: 2014/05/20

Time: 17/22/01

Engineer Signature:

Distance: 3m

Note: Report No:ATE20140804



No.	Freq. (MHz)	Reading (dBuV/m)	Factor (dB)	Result (dBuV/m)	Limit (dBuV/m)	Margin (dB)	Detector	Height (cm)	Degree (deg.)	Remark
1	9669.164	43.63	4.97	48.60	54.00	-5.40	peak			
2	11701.375	42.75	6.23	48.98	54.00	-5.02	peak			
3	14450.131	36.84	12.74	49.58	54.00	-4.42	peak			



ACCURATE TECHNOLOGY CO., LTD.

F1,Bldg,A,Changyuan New Material Port Keyuan Rd,
Science & Industry Park,Nanshan Shenzhen,P.R.China

Site: 1# Chamber

Tel:+86-0755-26503290

Fax:+86-0755-26503396

Job No.: alen #3018

Standard: FCC Class B 3M Radiated

Test item: Radiation Test

Temp.(C)/Hum.(%) 25 C / 55 %

EUT: Tpad

Mode: TX 2452MHz(802.11n40)

Model: A80se

Manufacturer: SHANGKE

Polarization: Horizontal

Power Source: AC 120V/60Hz

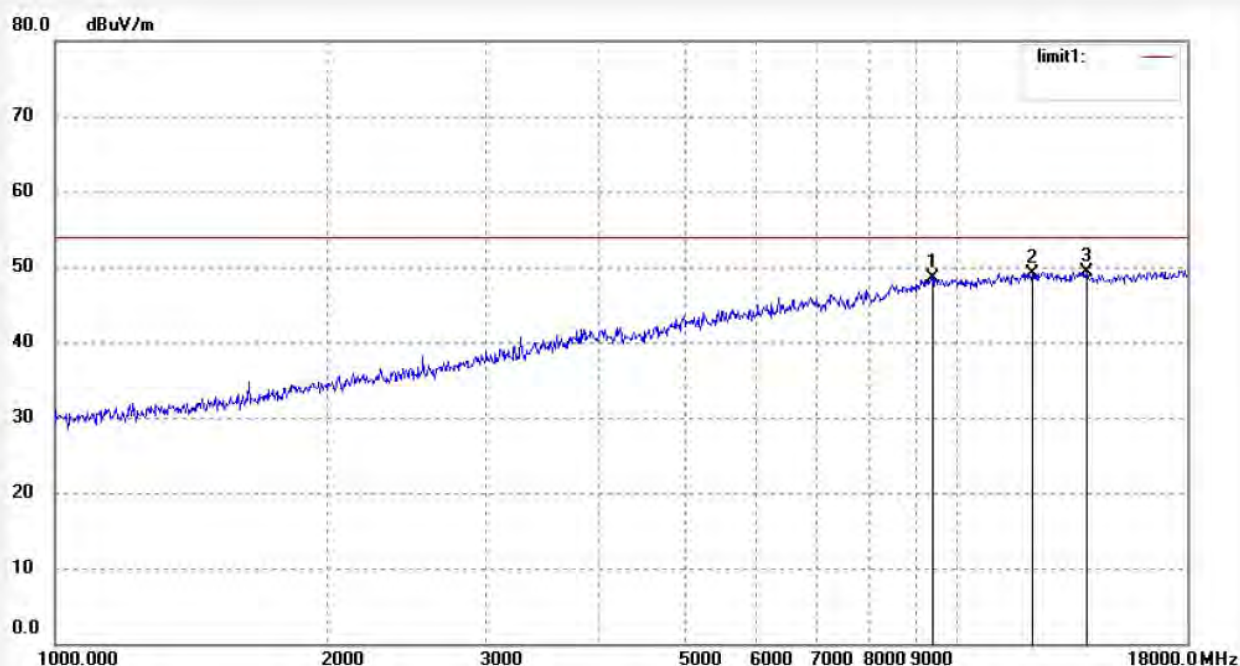
Date: 2014/05/20

Time: 17/23/17

Engineer Signature:

Distance: 3m

Note: Report No:ATE20140804



No.	Freq. (MHz)	Reading (dBuV/m)	Factor (dB)	Result (dBuV/m)	Limit (dBuV/m)	Margin (dB)	Detector	Height (cm)	Degree (deg.)	Remark
1	9393.689	43.96	4.51	48.47	54.00	-5.53	peak			
2	12114.352	42.49	6.65	49.14	54.00	-4.86	peak			
3	13917.244	39.18	10.21	49.39	54.00	-4.61	peak			



ACCURATE TECHNOLOGY CO., LTD.

F1,Bldg,A,Changyuan New Material Port Keyuan Rd,
Science & Industry Park,Nanshan Shenzhen,P.R.China

Site: 1# Chamber

Tel:+86-0755-26503290

Fax:+86-0755-26503396

Job No.: alen #3019

Standard: FCC Class B 3M Radiated

Test item: Radiation Test

Temp.(C)/Hum.(%) 25 C / 55 %

EUT: Tpad

Mode: TX 2452MHz(802.11n40)

Model: A80se

Manufacturer: SHANGKE

Polarization: Vertical

Power Source: AC 120V/60Hz

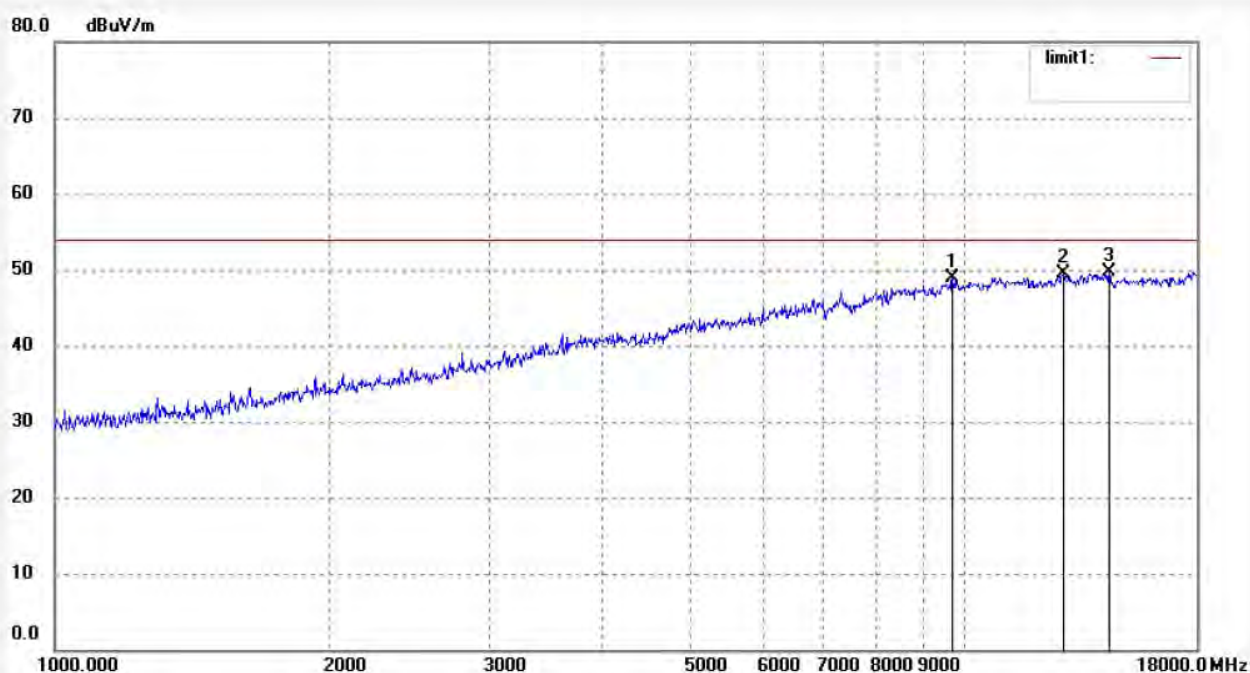
Date: 2014/05/20

Time: 17/23/52

Engineer Signature:

Distance: 3m

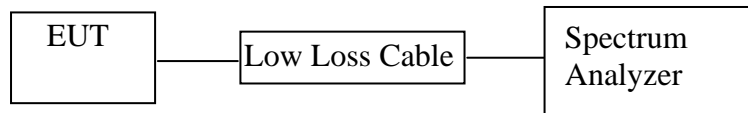
Note: Report No:ATE20140804



No.	Freq. (MHz)	Reading (dBuV/m)	Factor (dB)	Result (dBuV/m)	Limit (dBuV/m)	Margin (dB)	Detector	Height (cm)	Degree (deg.)	Remark
1	9697.152	43.82	5.00	48.82	54.00	-5.18	peak			
2	12835.288	41.87	7.65	49.52	54.00	-4.48	peak			
3	14408.425	37.10	12.53	49.63	54.00	-4.37	peak			

10.CONDUCTED SPURIOUS EMISSION COMPLIANCE TEST

10.1.Block Diagram of Test Setup



10.2.The Requirement For Section 15.247(d)

Section 15.247(d): In any 100 kHz bandwidth outside the frequency band in which the spread spectrum or digitally modulated intentional radiator is operating, the radio frequency power that is produced by the intentional radiator shall be at least 20 dB below that in the 100 kHz bandwidth within the band that contains the highest level of the desired power, based on either an RF conducted or a radiated measurement, provided the transmitter demonstrates compliance with the peak conducted power limits. If the transmitter complies with the conducted power limits based on the use of RMS averaging over a time interval, as permitted under paragraph (b)(3) of this section, the attenuation required under this paragraph shall be 30 dB instead of 20 dB. Attenuation below the general limits specified in Section 15.209(a) is not required. In addition, radiated emissions which fall in the restricted bands, as defined in Section 15.205(a), must also comply with the radiated emission limits specified in Section 15.209(a).

10.3.EUT Configuration on Measurement

The equipment is installed on the emission measurement to meet the commission requirements and operating regulations in a manner which tends to maximize its emission characteristics in normal application.

10.4.Operating Condition of EUT

10.4.1.Setup the EUT and simulator as shown as Section 10.1.

10.4.2.Turn on the power of all equipment.

10.4.3.Let the EUT work in TX modes measure it. The transmit frequency are 2412-2462 and 2422-2452MHz. We select 2412MHz, 2437MHz, 2462MHz and 2422MHz, 2437MHz, 2452MHz TX frequency to transmit.

10.5. Test Procedure

10.5.1. The transmitter output was connected to the spectrum analyzer via a low loss cable.

10.5.2. Set RBW of spectrum analyzer to 100kHz and VBW to 300kHz (below 1GHz).

10.5.3. Set RBW of spectrum analyzer to 1MHz and VBW to 3MHz (above 1GHz).

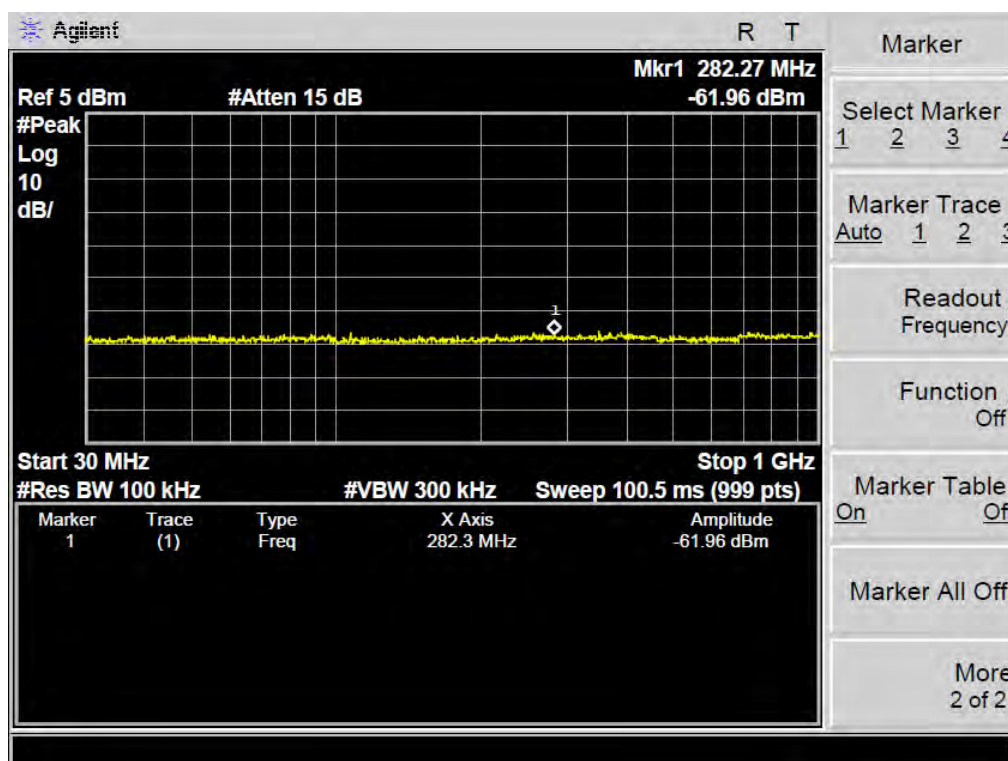
10.5.4. The Conducted Spurious Emission was measured and recorded.

10.6. Test Result

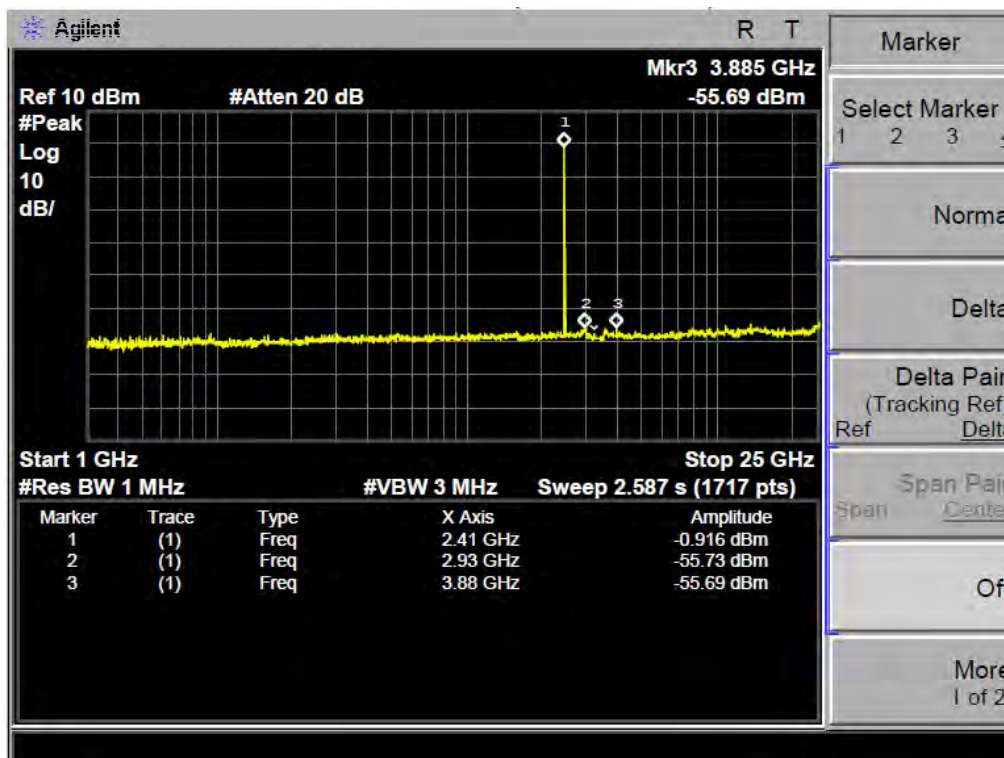
Pass.

The spectrum analyzer plots are attached as below.

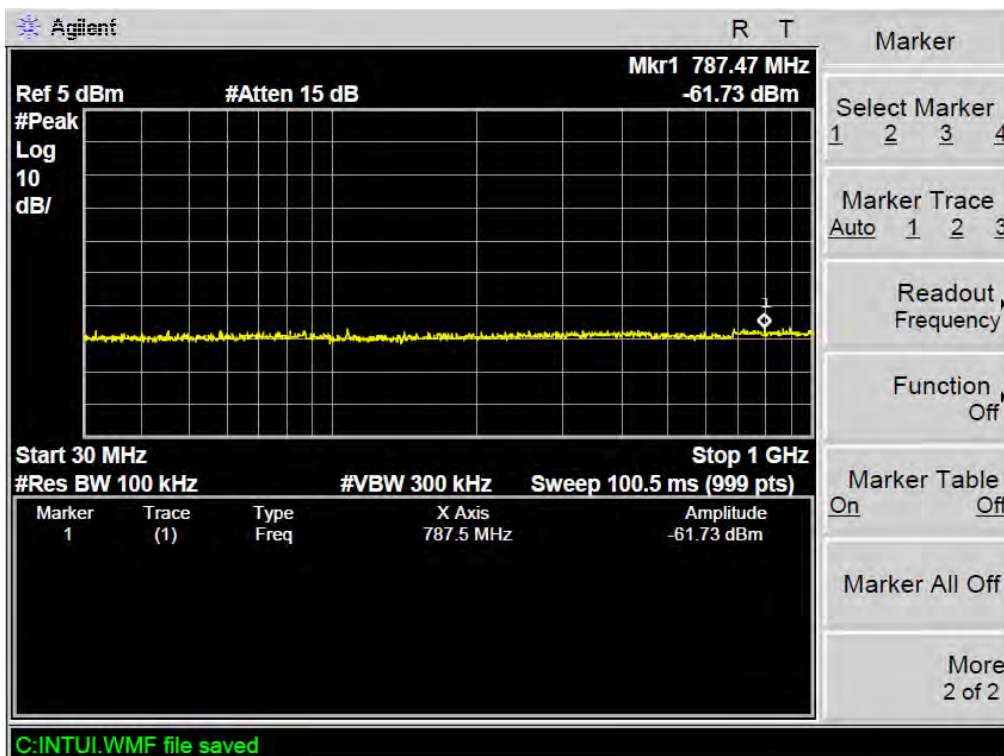
TX 802.11b Channel Low 2412MHz (30MHz-1GHz)



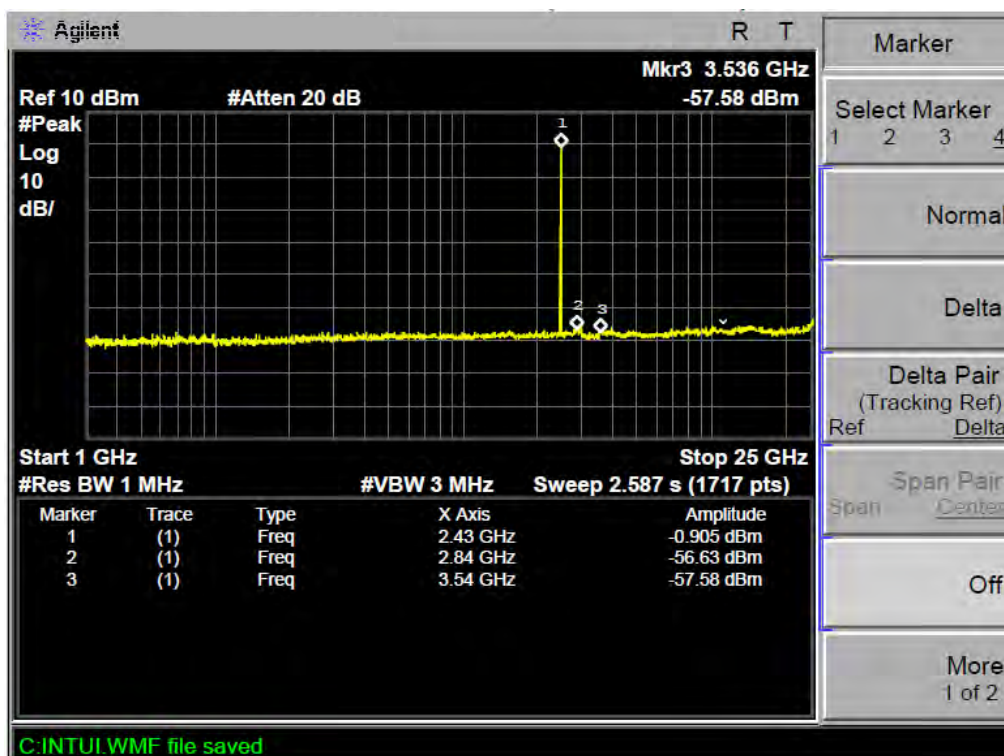
TX 802.11b Channel Low 2412MHz (1GHz-25GHz)



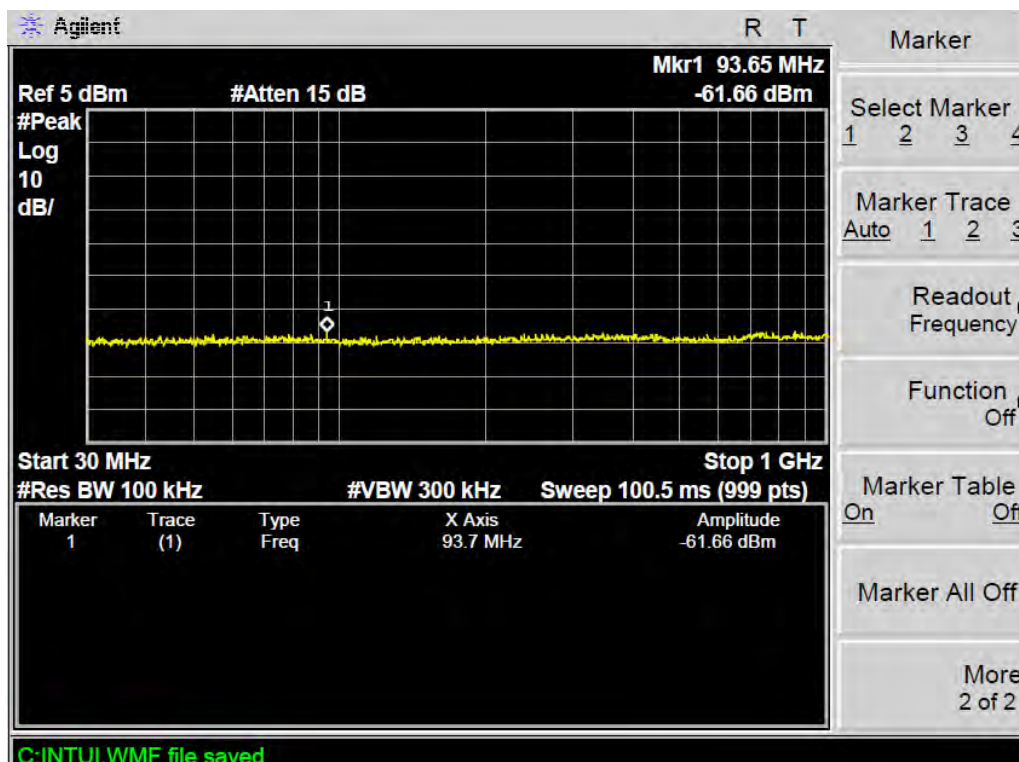
TX 802.11b Channel Middle 2437MHz (30MHz-1GHz)



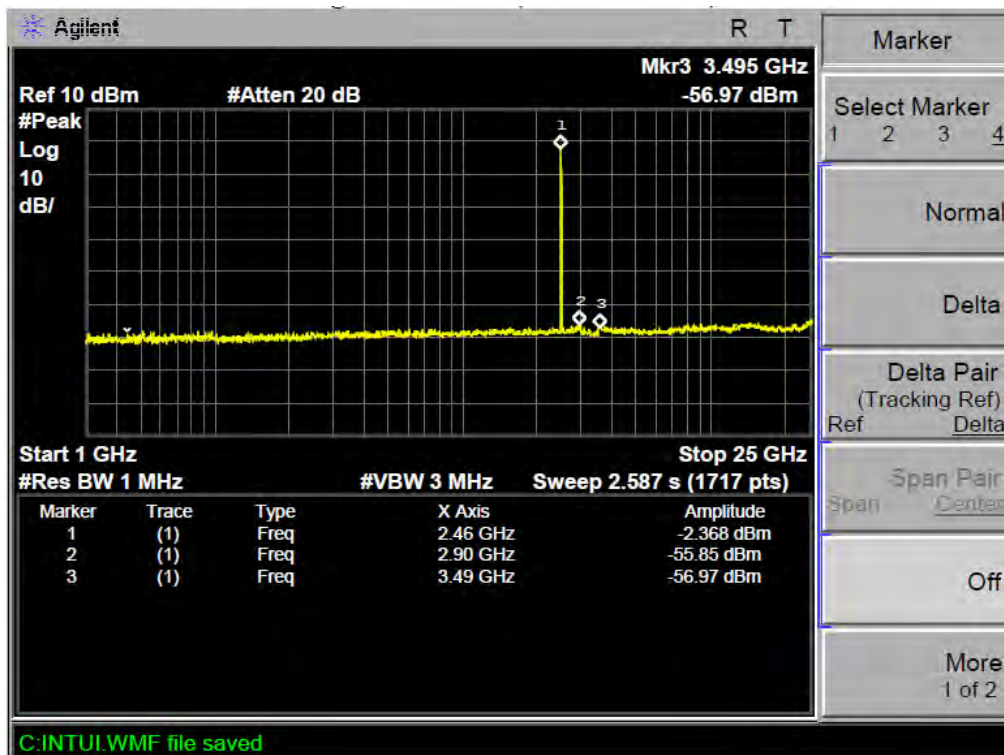
TX 802.11b Channel Middle 2437MHz (1GHz-25GHz)



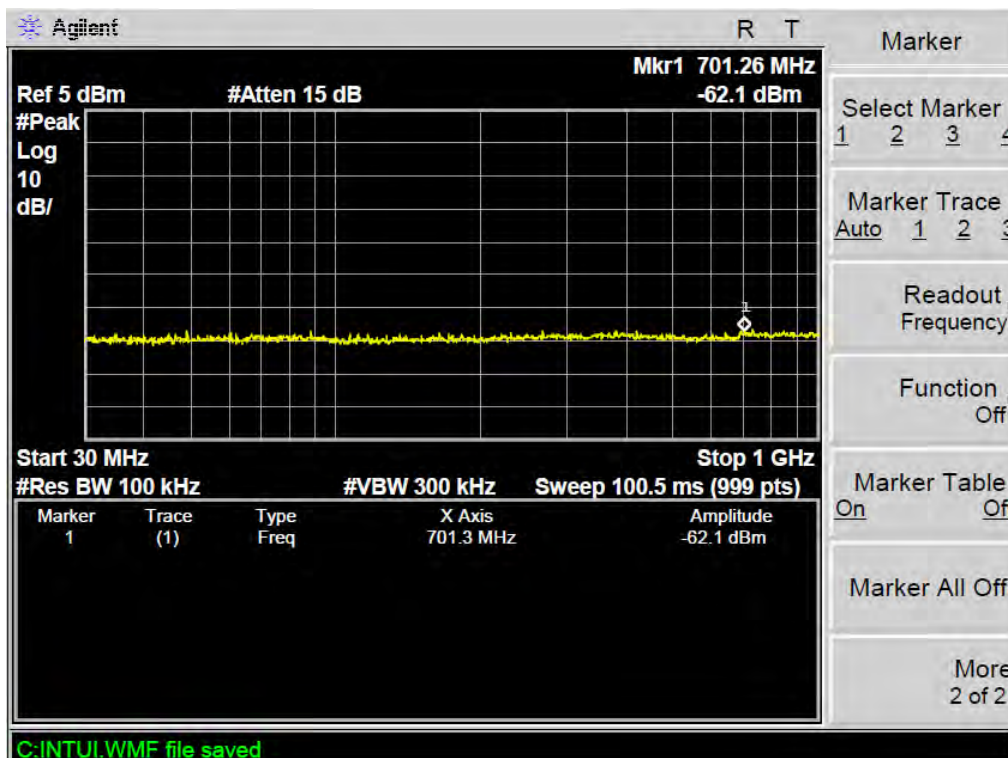
TX 802.11b Channel High 2462MHz (30MHz-1GHz)



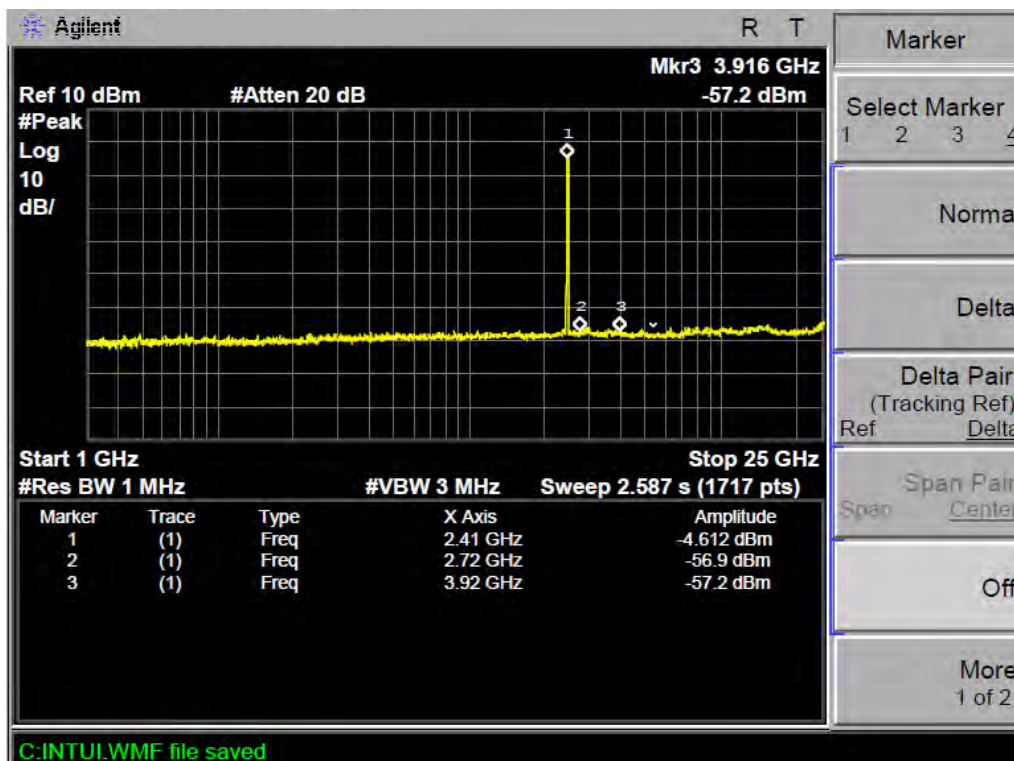
TX 802.11b Channel High 2462MHz (1GHz-25GHz)



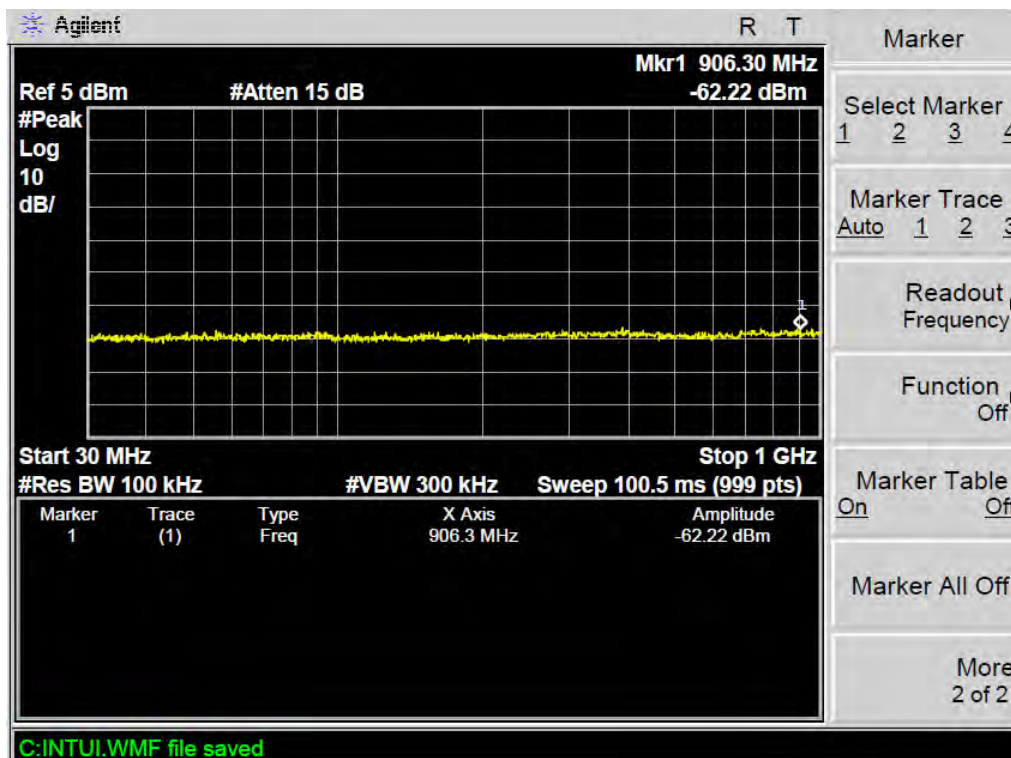
TX 802.11g Channel Low 2412MHz (30MHz-1GHz)



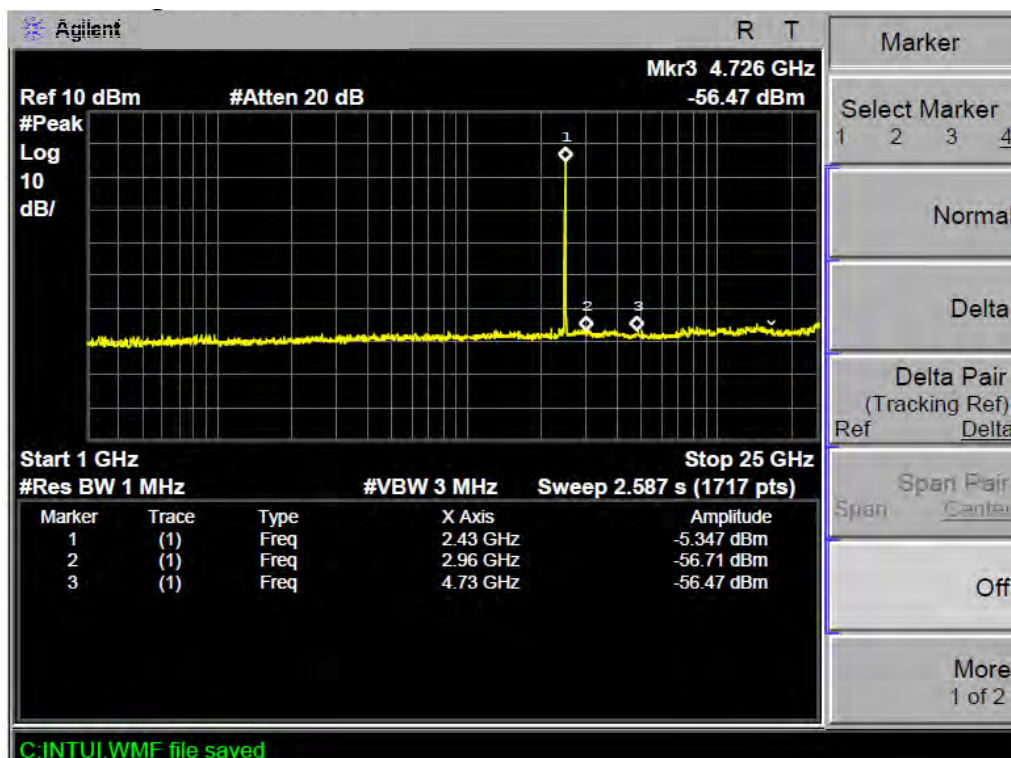
TX 802.11g Channel Low 2412MHz (1GHz-25GHz)



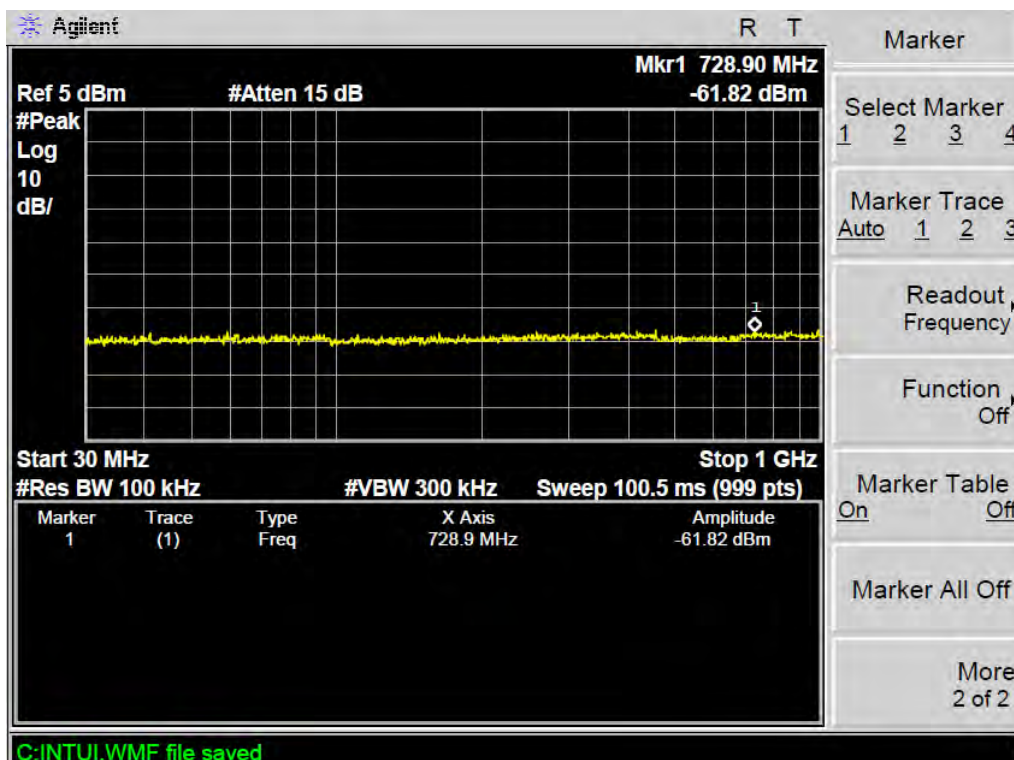
TX 802.11g Channel Middle 2437MHz (30MHz-1GHz)



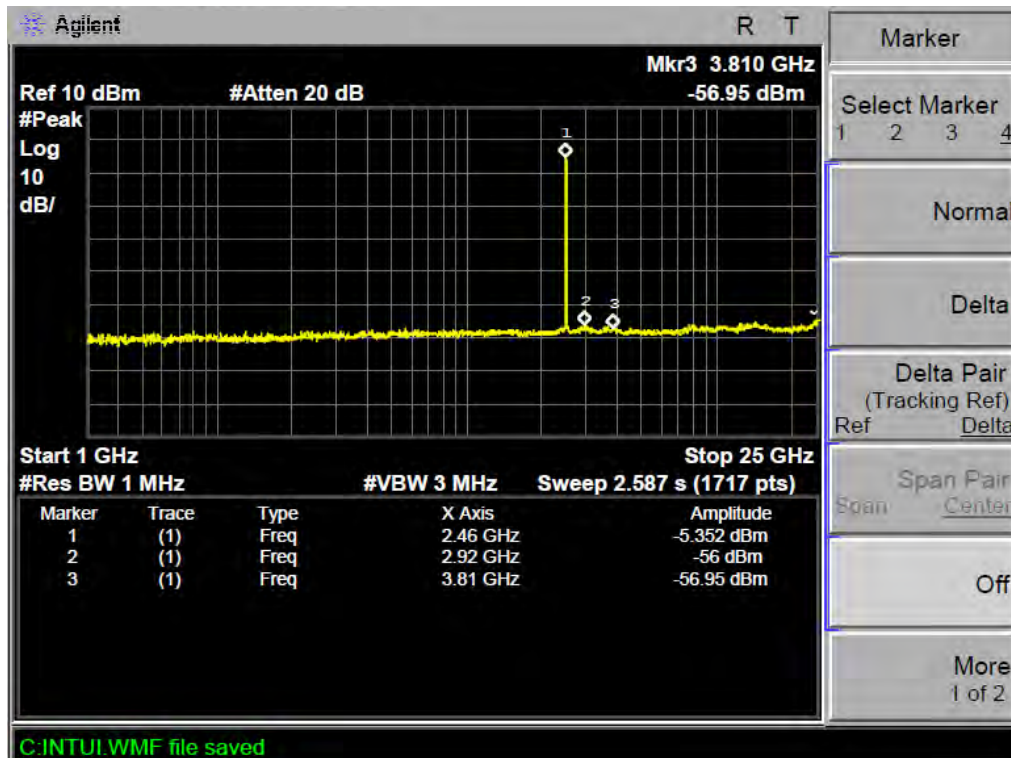
TX 802.11g Channel Middle 2437MHz



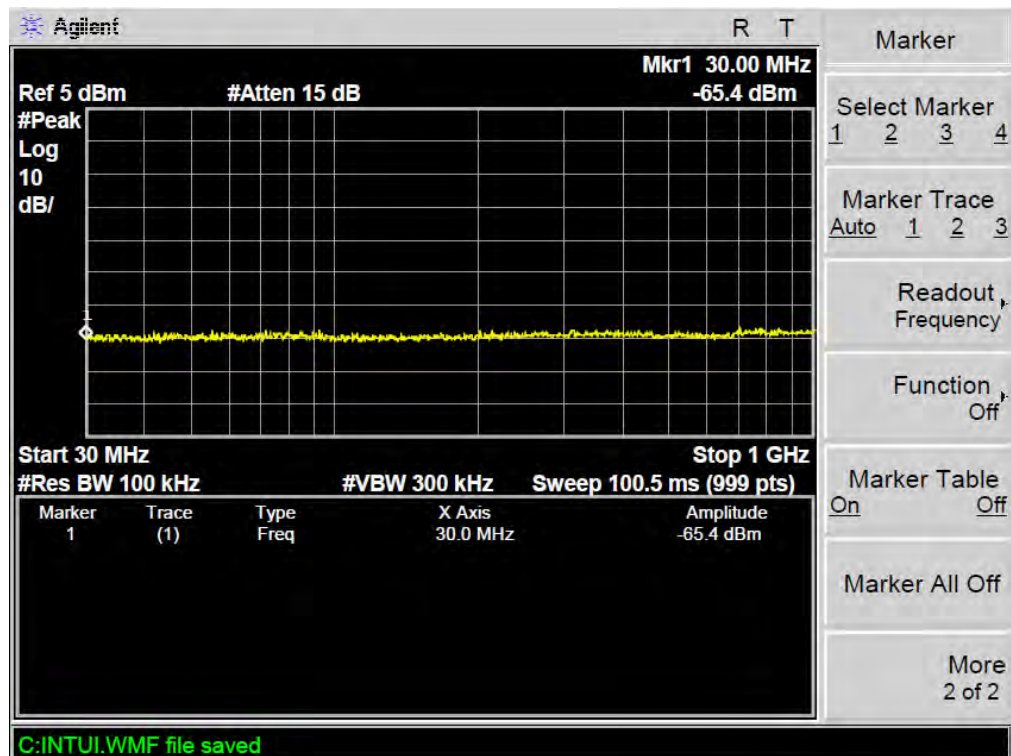
TX 802.11g Channel High 2462MHz (30MHz-1GHz)



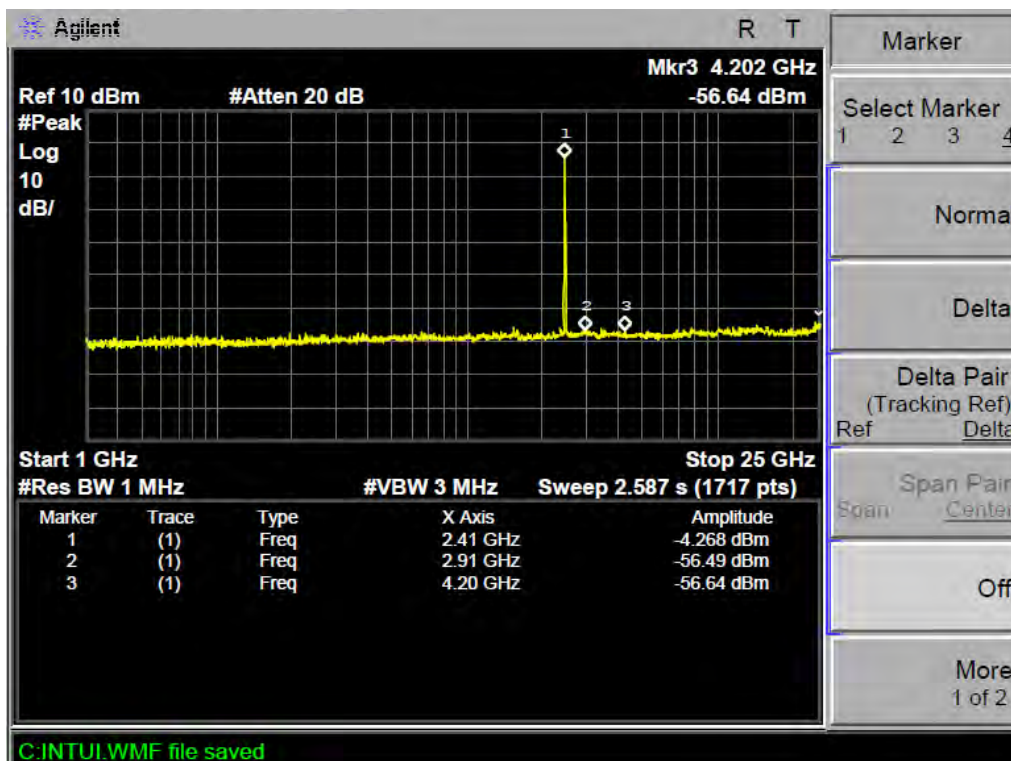
TX 802.11g Channel High 2462MHz (1GHz-25GHz)



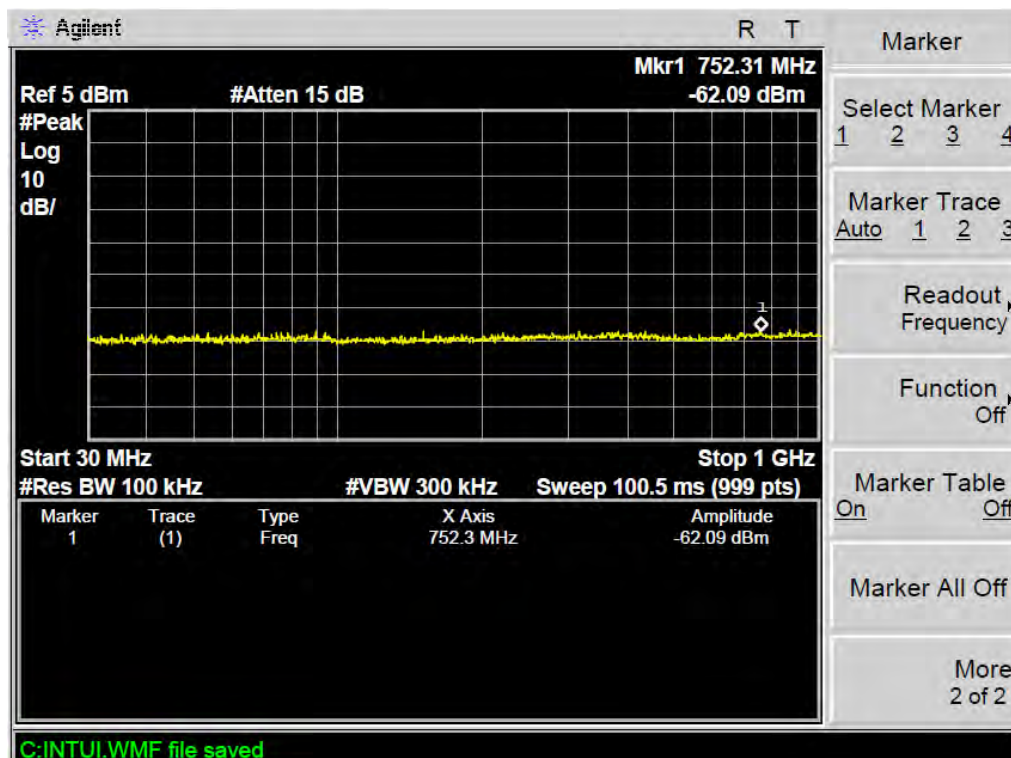
TX 802.11n Channel Low 2412MHz (20MHz) (30MHz-1GHz)



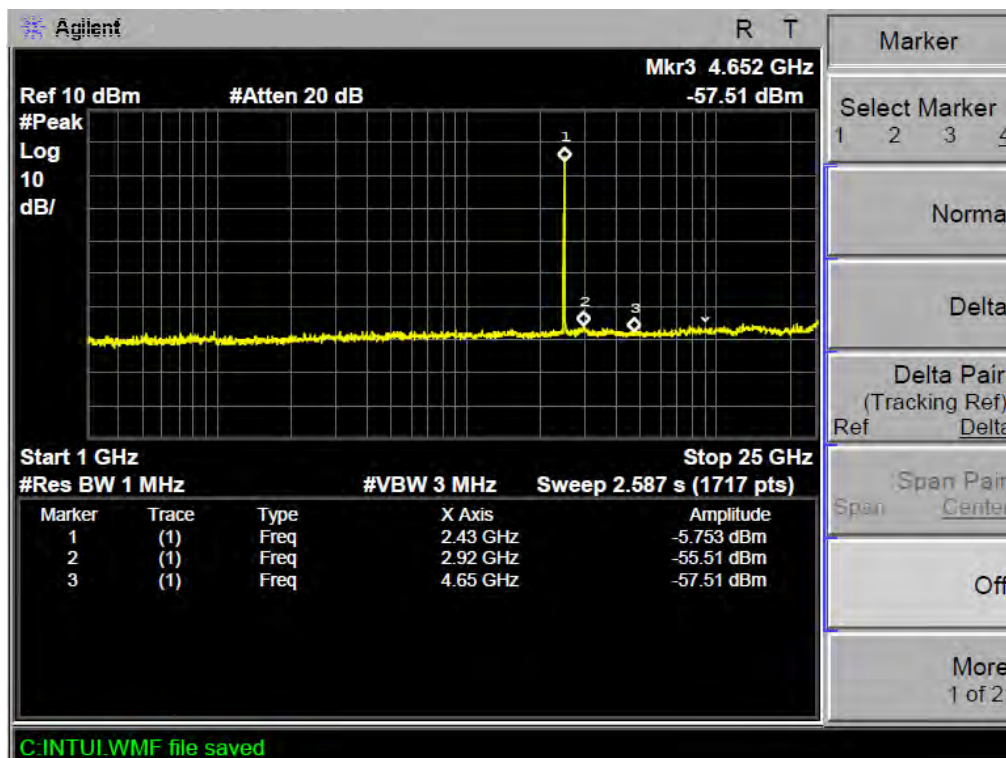
TX 802.11n Channel Low 2412MHz (20MHz) (1GHz-25GHz)



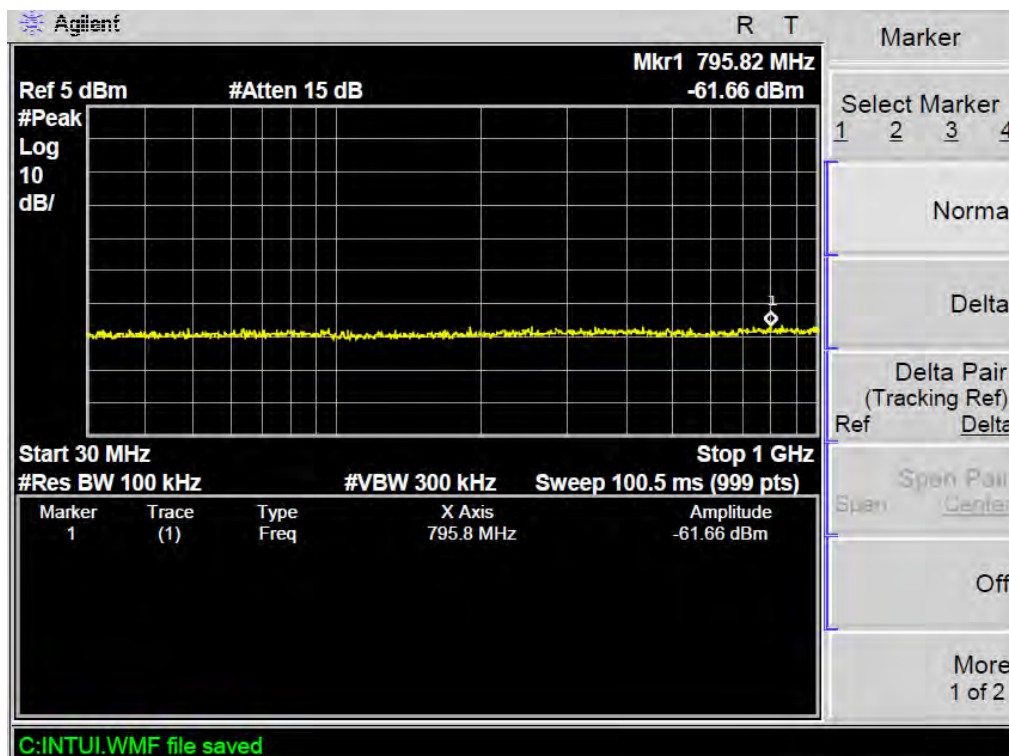
TX 802.11n Channel Middle 2437MHz (20MHz) (30MHz-1GHz)



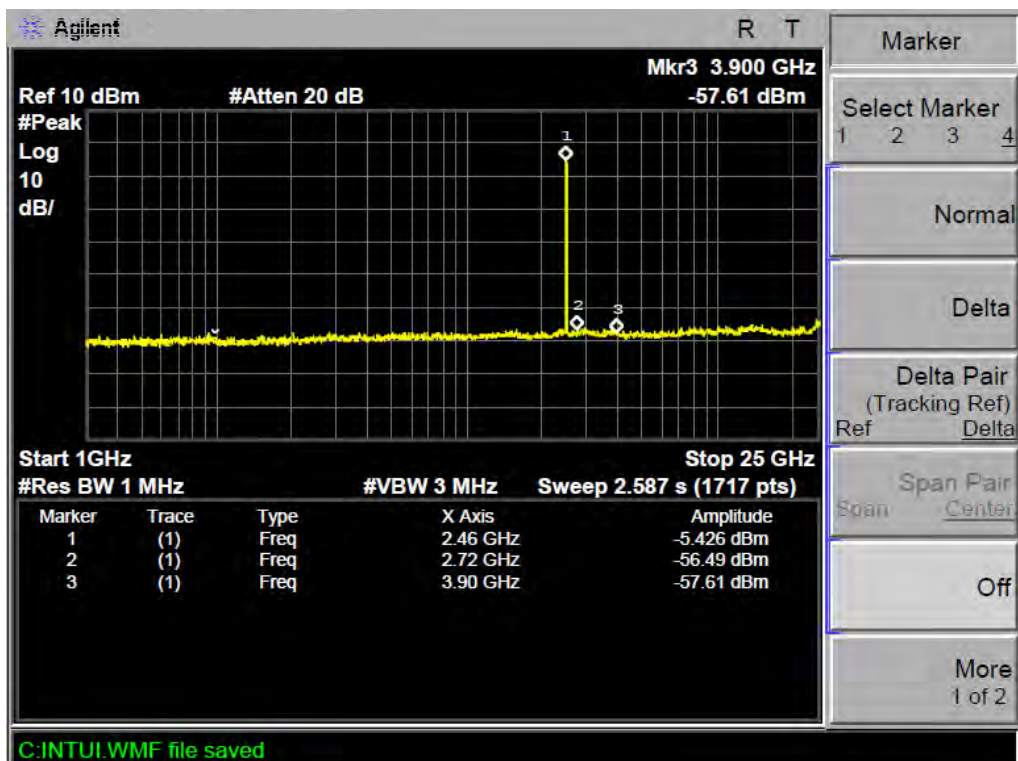
TX 802.11n Channel Middle 2437MHz (20MHz) (1GHz-25GHz)



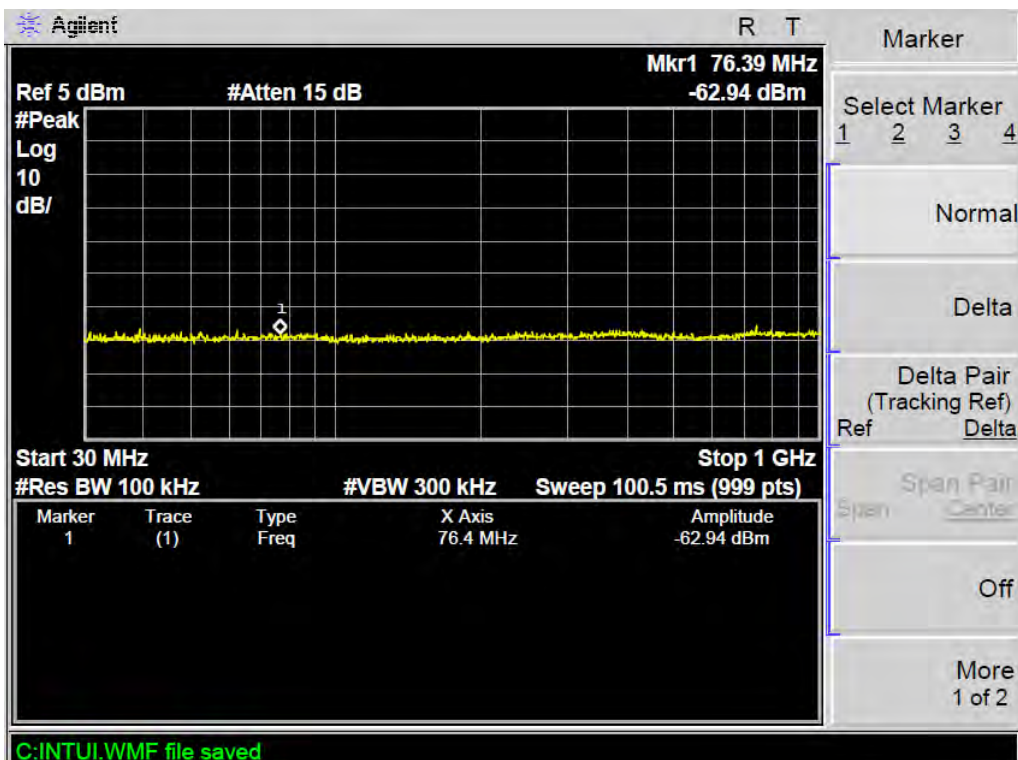
TX 802.11n Channel High 2462MHz (20MHz) (30MHz-1GHz)



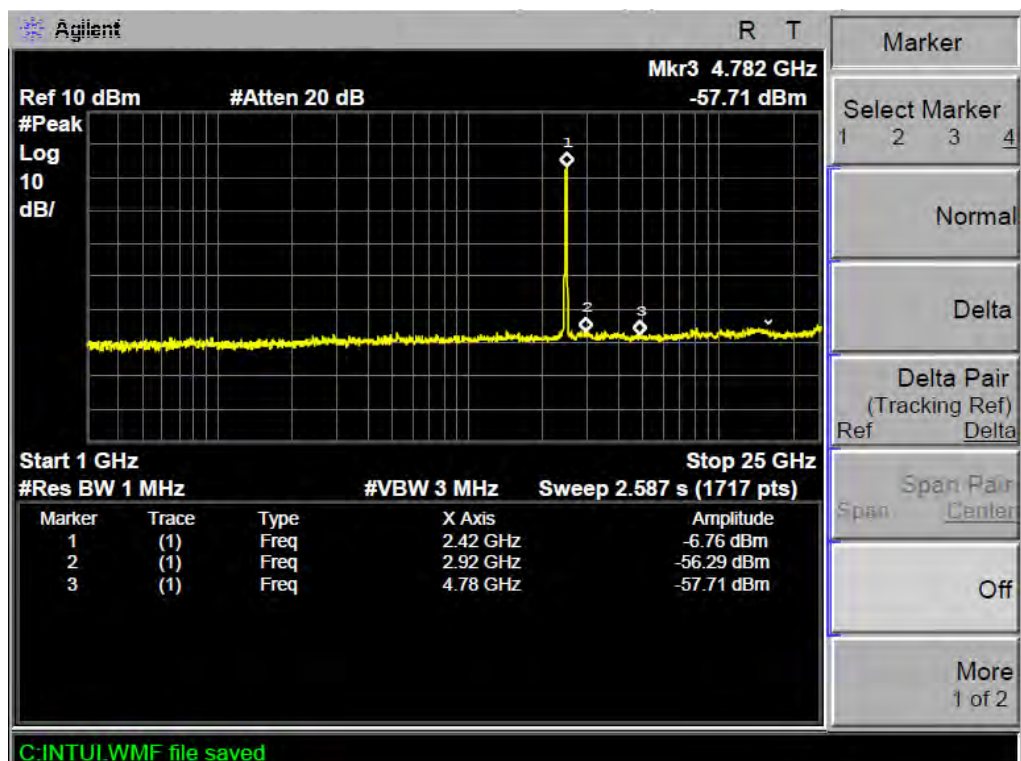
TX 802.11n Channel High 2462MHz (20MHz) (1GHz-25GHz)



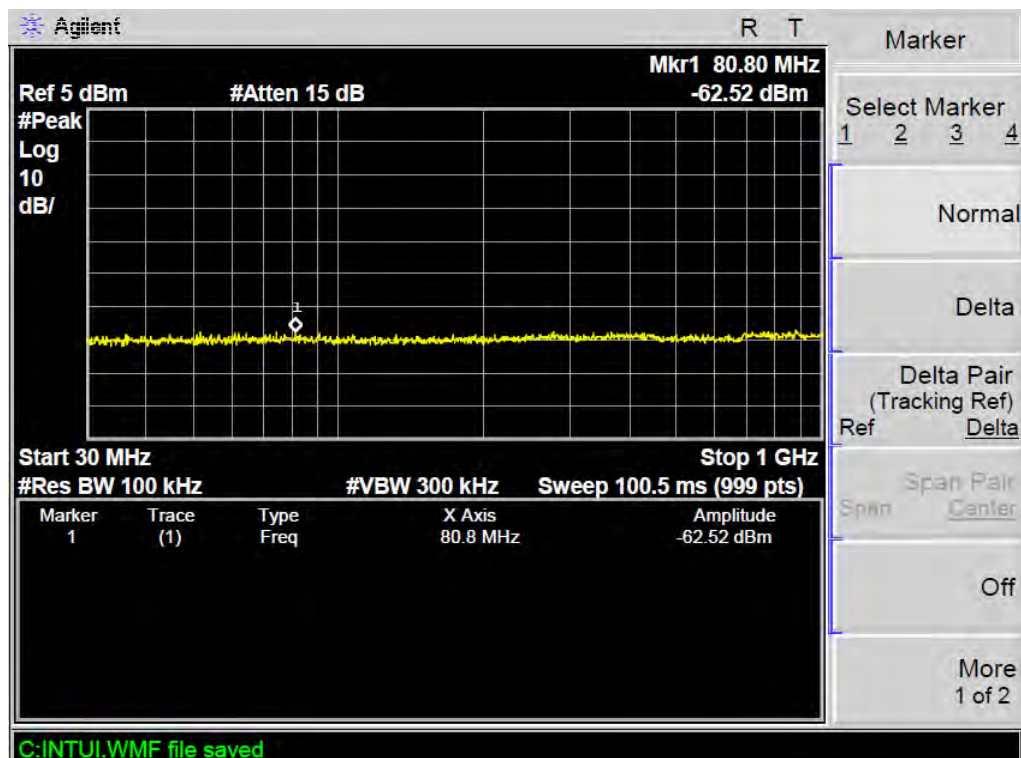
TX 802.11n Channel Low 2422MHz (40MHz) (30MHz-1GHz)



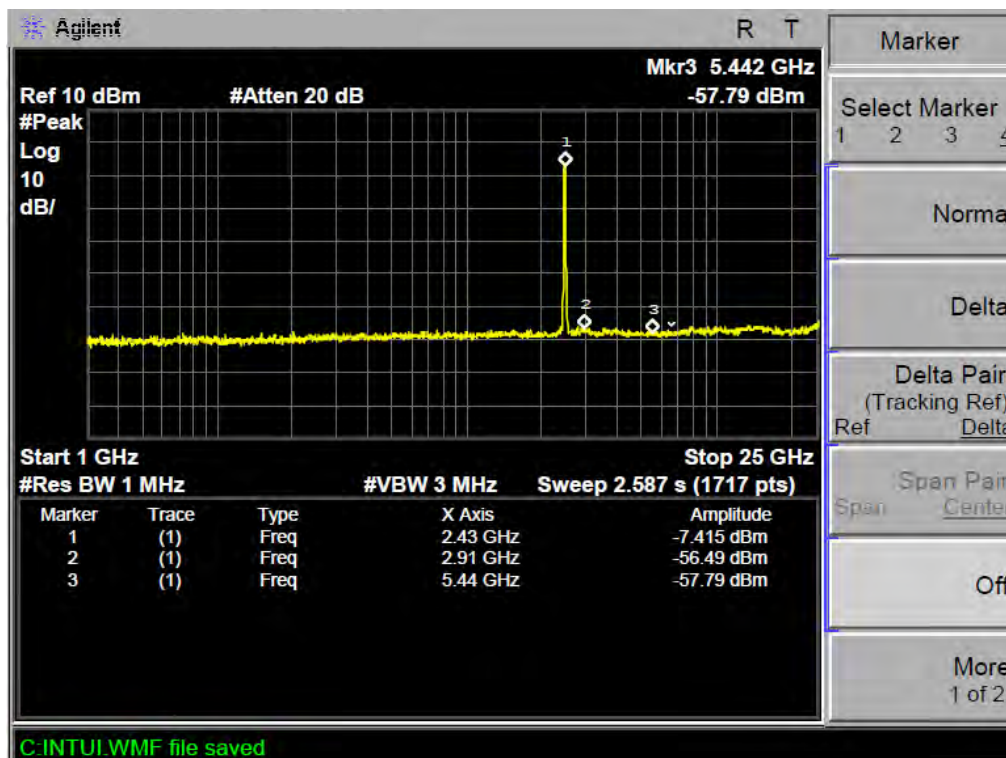
TX 802.11n Channel Low 2422MHz (40MHz) (1GHz-25GHz)



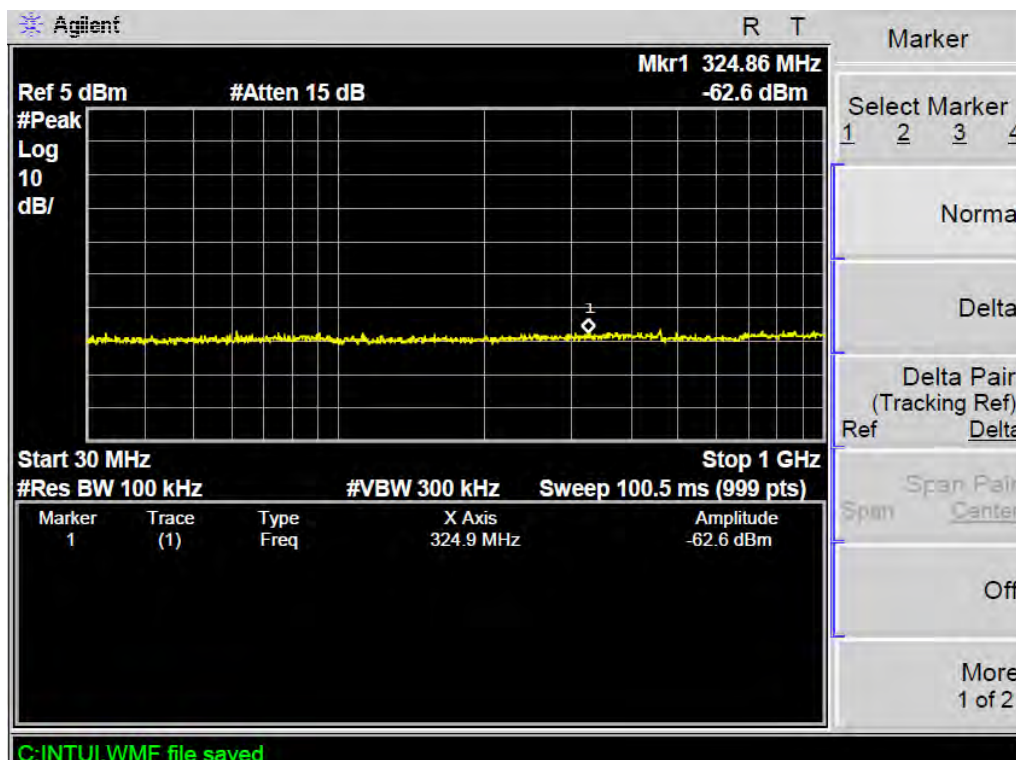
TX 802.11n Channel Middle 2437MHz (40MHz) (30MHz-1GHz)



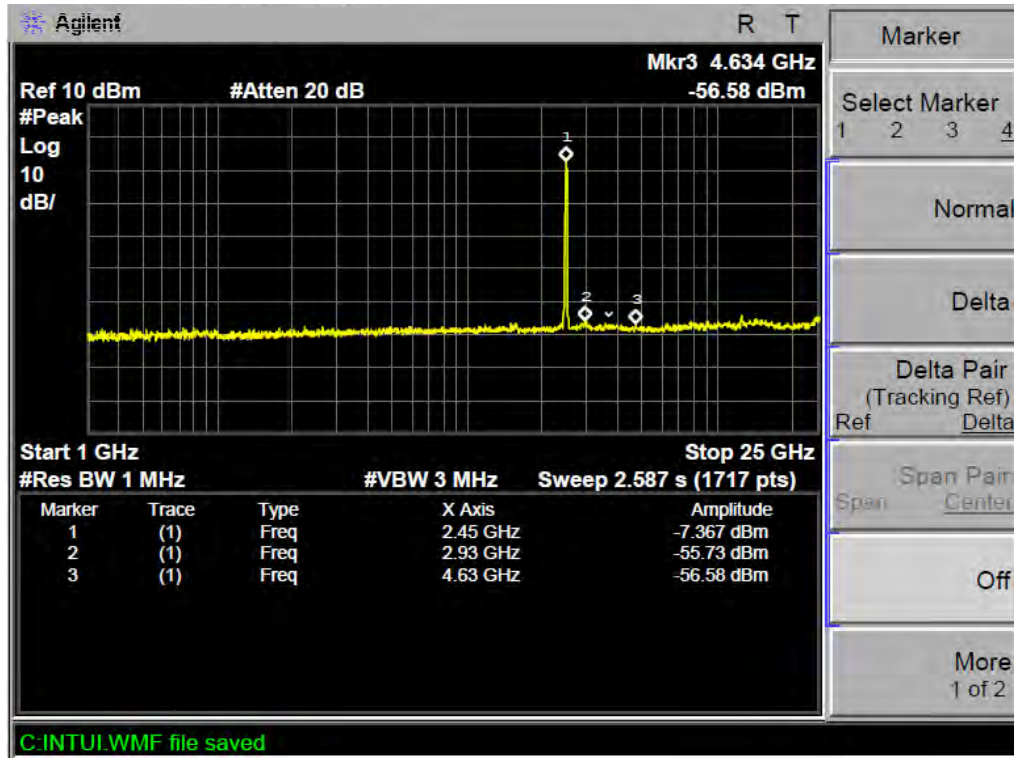
TX 802.11n Channel Middle 2437MHz (40MHz) (1GHz-25GHz)



TX 802.11n Channel High 2452MHz (40MHz) (30MHz-1GHz)



TX 802.11n Channel High 2452MHz (40MHz) (1GHz-25GHz)

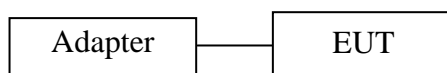


11.AC POWER LINE CONDUCTED EMISSION FOR FCC PART

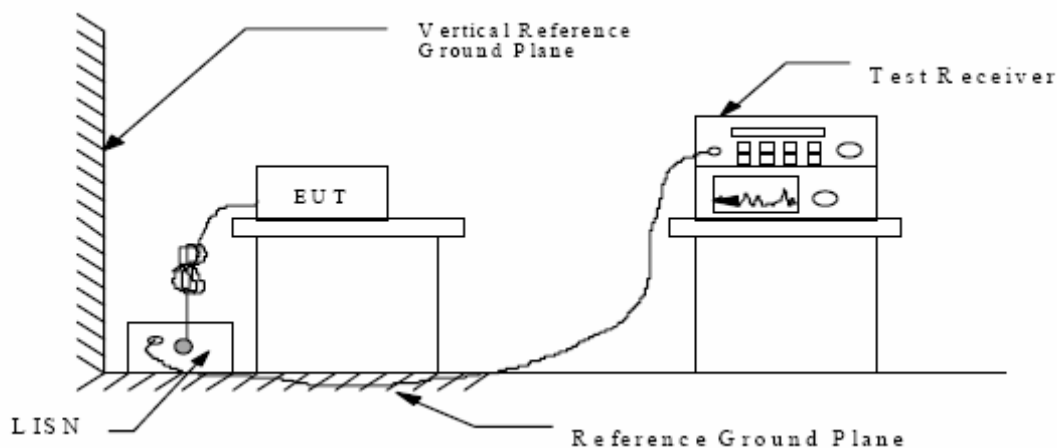
15 SECTION 15.207(A)

11.1.Block Diagram of Test Setup

11.1.1.Block diagram of connection between the EUT and simulators



11.1.2.Shielding Room Test Setup Diagram



11.2.The Emission Limit

11.2.1.Conducted Emission Measurement Limits According to Section 15.207(a)

Frequency (MHz)	Limit dB(μV)	
	Quasi-peak Level	Average Level
0.15 - 0.50	66.0 – 56.0 *	56.0 – 46.0 *
0.50 - 5.00	56.0	46.0
5.00 - 30.00	60.0	50.0

* Decreases with the logarithm of the frequency.

11.3.Configuration of EUT on Measurement

The equipment are installed on the Conducted Emission Measurement to meet the commission requirements and operating regulations in a manner which tends to maximize its emission characteristics in normal application.

11.4.Operating Condition of EUT

11.4.1.Setup the EUT and simulator as shown as Section 11.1.

11.4.2.Turn on the power of all equipment.

11.4.3.Let the EUT work in test mode and measure it.

11.5.Test Procedure

The EUT is put on the plane 0.8m high above the ground by insulating support and is connected to the power mains through a line impedance stabilization network (L.I.S.N.). This provides a 50ohm coupling impedance for the EUT system. Please refer the block diagram of the test setup and photographs. Both sides of AC lines are checked to find out the maximum conducted emission. In order to find the maximum emission levels, the relative positions of equipment and all of the interface cables shall be changed according to ANSI C63.4: 2009 on Conducted Emission Measurement.

The bandwidth of test receiver (R & S ESCS30) is set at 9kHz.

The frequency range from 150kHz to 30MHz is checked.

11.6.Power Line Conducted Emission Measurement Results

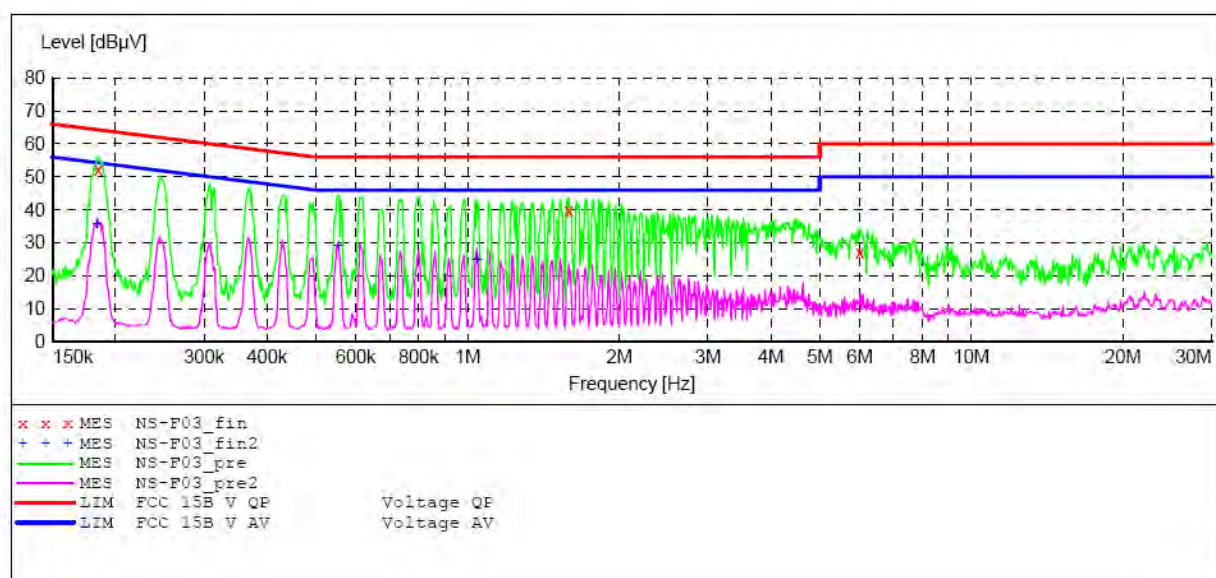
ACCURATE TECHNOLOGY CO.,LTD

CONDUCTED EMISSION STANDARD FCC PART 15 B

EUT: Tpad M/N:A80se
 Manufacturer: GUANGZHOU SHANGKE
 Operating Condition: WiFi/Charging
 Test Site: 1#Shielding Room
 Operator: Alen
 Test Specification: L 120V/60Hz
 Comment: Report No.:ATE20140804
 Start of Test: 5/19/2014 / 8:50:28AM

SCAN TABLE: "V 150K-30MHz fin"

Short Description: _SUB_STD_VTERM2 1.70
 Start Stop Step Detector Meas. IF Transducer
 Frequency Frequency Width Time Bandw.
 150.0 kHz 30.0 MHz 4.5 kHz QuasiPeak 1.0 s 9 kHz NSLK8126 2008
 Average



MEASUREMENT RESULT: "NS-F03_fin"

5/19/2014 8:52AM

Frequency MHz	Level dBμV	Transd dB	Limit dBμV	Margin dB	Detector	Line	PE
0.184605	52.10	10.5	64	12.2	QP	L1	GND
1.587507	39.90	10.9	56	16.1	QP	L1	GND
5.998489	26.90	11.2	60	33.1	QP	L1	GND

MEASUREMENT RESULT: "NS-F03_fin2"

5/19/2014 8:52AM

Frequency MHz	Level dBμV	Transd dB	Limit dBμV	Margin dB	Detector	Line	PE
0.183870	35.40	10.5	54	18.9	AV	L1	GND
0.553370	29.10	10.7	46	16.9	AV	L1	GND
1.043940	24.80	10.9	46	21.2	AV	L1	GND

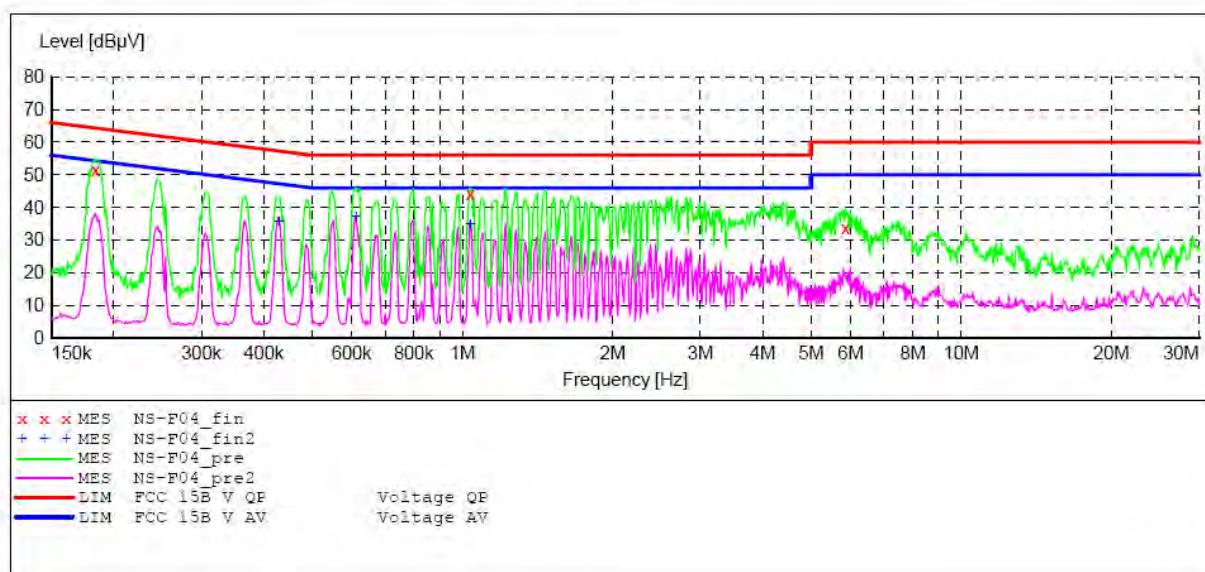
ACCURATE TECHNOLOGY CO., LTD

CONDUCTED EMISSION STANDARD FCC PART 15 B

EUT: Tpad M/N:A80se
 Manufacturer: GUANGZHOU SHANGKE
 Operating Condition: WiFi/Charging
 Test Site: 1#Shielding Room
 Operator: Alen
 Test Specification: N 120V/60Hz
 Comment: Report No.:ATE20140804
 Start of Test: 5/19/2014 / 8:53:50AM

SCAN TABLE: "V 150K-30MHz fin"

Short Description: _SUB_STD_VTERM2 1.70
 Start Stop Step Detector Meas. IF Transducer
 Frequency Frequency Width Time Bandw.
 150.0 kHz 30.0 MHz 4.5 kHz QuasiPeak 1.0 s 9 kHz NSLK8126 2008
 Average



MEASUREMENT RESULT: "NS-F04_fin"

5/19/2014 8:56AM

Frequency MHz	Level dBμV	Transd dB	Limit dBμV	Margin dB	Detector	Line	PE
0.183870	51.30	10.5	64	13.0	QP	N	GND
1.035639	44.00	10.9	56	12.0	QP	N	GND
5.856520	33.80	11.2	60	26.2	QP	N	GND

MEASUREMENT RESULT: "NS-F04_fin2"

5/19/2014 8:56AM

Frequency MHz	Level dBμV	Transd dB	Limit dBμV	Margin dB	Detector	Line	PE
0.428605	35.50	10.7	47	11.8	AV	N	GND
0.611446	37.20	10.7	46	8.8	AV	N	GND
1.035639	34.80	10.9	46	11.2	AV	N	GND


12.ANTENNA REQUIREMENT

12.1.The Requirement

According to Section 15.203, an intentional radiator shall be designed to ensure that no antenna other than that furnished by the responsible party shall be used with the device.

12.2.Antenna Construction

Device is equipped with unique antenna, which isn't displaced by other antenna. Therefore, the equipment complies with the antenna requirement of Section 15.203.



Antenna