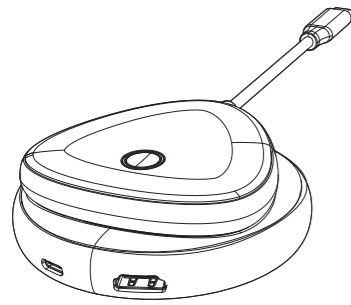


# Instruction Manual

## USB-C adapter with Wirelss Display (Transmitter + Receiver)

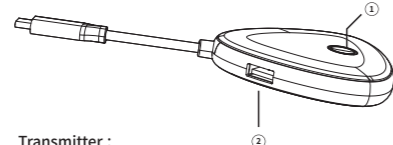


ENGLISH

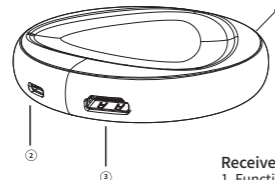
### Product Introduction

This is a USB-C multi-function adapter with wireless display, composed of transmitter and receiver. The built-in conversion chip inside the transmitter converts the DP signal of USB-C to MIPI signal and I2S signal, and encodes the MIPI signal and I2S signal together to audio and video stream, then this stream is sent to the adaptive receiver via 5G WiFi by its private protocol. Support USB-C devices with video output includes mobiles, tablets and Notebooks. And HDMI output is up to 4k/30Hz resolution.

### Structure Diagram



**Transmitter :**  
**1. Function Key**  
 Single click : stop/Restart video display  
 Long press 5s : Enter pairing mode  
 Long press 10s : Factory reset  
**2. USB 2.0**



**Receiver :**  
**1. Function key**  
 Long press 5s : Enter pairing mode  
**2. USB-C** (Power supply to receiver)  
**3. HDMI**

### Features

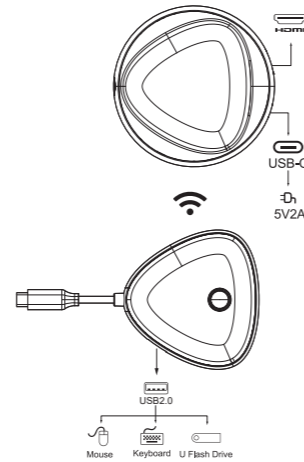
#### Transmitter:

- Function Key**  
 Single click : stop/Restart video display  
 Long press 5s : Enter pairing mode  
 Long press 10s : Factory reset
- USB 2.0:**  
 480Mbps data transfer, 5V/0.5A@2.5W
- WiFi** supports wireless dual frequency  
 Protocol standard 802.11a/b/g/n/ac

#### Receiver:

- Function key:**  
 Long press 5s : Enter pairing mode
- USB-C:**  
 Power supply to the receiver, 5V/2A
- HDMI:**  
 Support max 4K@30Hz

Support max transmission distance 10 meters  
 No need any settings  
 Plug and Play, Mirror directly.



### Connectivity:

#### Transmitter Connection:

- Connect the transmitter to mobiles/tablets/laptops (USB-C devices should support video output)
- USB 2.0 : Data transfer

#### Receiver Connection:

- Connect the receiver to the monitors with HDMI cables
- Supply power delivery to the receiver via USB-C port
- It takes around 10 seconds to display video automatically after connecting

### Note:

- Don't splash liquid into the connector in case of affecting its performance
- The product should be placed in a dry environment rather than a wet place
- The product is well-matched in factory, if there's any accident occurs, pls re-pair it according to the FAQ
- Please supply 5V2A power, NOT the USB from TV or lower than 5V2A.

### FCC Warning Statement

Changes or modifications not expressly approved by the party responsible for compliance could void the user's authority to operate the equipment. This equipment has been tested and found to comply with the limits for a Class B digital device, pursuant to Part 15 of the FCC Rules. These

limits are designed to provide reasonable protection against harmful interference in a residential installation. This equipment generates uses and can radiate radio frequency energy and, if not installed and used in accordance with the instructions, may cause harmful interference to radio communications. However, there is no guarantee that interference will not occur in a particular installation. If this equipment does cause harmful interference to radio or television reception, which can be determined by turning the equipment off and on, the user is encouraged to try to correct the interference by one or more of the following measures:

- Reorient or relocate the receiving antenna.
- Increase the separation between the equipment and receiver.
- Connect the equipment into an outlet on a circuit different from that to which the receiver is connected.
- Consult the dealer or an experienced radio/TV technician for help.

This device complies with part 15 of the FCC Rules. Operation is subject to the following two conditions: (1) This device may not cause harmful interference, and (2) this device must accept any interference received, including interference that may cause undesired operation.

### RF Exposure Statement (Receiving)

To maintain compliance with FCC's RF Exposure guidelines, This equipment should be installed and operated with minimum distance of 20cm the radiator your body. This device and its antenna(s) must not be co-located or operation in conjunction with any other antenna or transmitter.

### SAR statement (Transmitting)

This device meets the government's requirements for exposure to radio waves. This device is designed and manufactured not to exceed the emission limits for exposure to radio frequency (RF) energy set by the Federal Communications Commission of the U.S. Government. The SAR limit set by the FCC is 1.6W/Kg. For body-worn operation, this device has been tested and meets the FCC RF exposure guidelines for use with an accessory that contains no metal and positions the device a minimum of 0mm from the body. RF exposure compliance with any body-worn accessory that contains metal was not tested and certified, and use of such body-worn accessory should be avoided. Accessory available in market and must be used to keep use distance 0mm from EUT to body-worn operation.

### a. Why is there no video output?

- Pls check the connection is good
- Pls use standard HDMI cable
- The automatic screen casting link will take about 10 seconds, please wait patiently
- Mobile phone/computer supports video output
- Pls make sure the HDMI or VGA monitor has selected the correct input source
- The product is well-matched in factory, If everything's good with the above 5points, pls re-pair to use

### b. Why is there no audio output from HDMI port?

- Pls make sure that there is audio output function on the monitor
- Pls set the external monitor as default audio output device

### C. How to re-pair ?

- Supply power to the receiver and press 5 seconds to enter pairing mode, then the screen will show "wait for pairing"
- After connecting the transmitter to devices for 10 seconds, press 5 seconds to enter pairing mode
- It takes 5-15 seconds to match automatically when transmitter and receiver enter pairing mode simultaneously
- After the pairing is successful, you will be prompted that the pairing is successful



Made in China

The terms HDMI, HDMI High Definition Multimedia Interface, and the HDMI Logo are trademarks or registered trademarks of HDMI Licensing Administrator, Inc.