






# POWERLINE CONDUCTED EMISSIONS











# BAND EDGE COMPLIANCE



# DUTY CYCLE




# OCCUPIED BANDWIDTH






# OUTPUT POWER



# POWER SPECTRAL DENSITY





# SPURIOUS CONDUCTED EMISSIONS

