


TEST SETUP PHOTOS OF EUT



FRONT VIEW

COIN, INC.

COIN

MODEL: COIN BETA

FCC PART 15 SUBPART C - RADIATED EMISSIONS

**PHOTOGRAPH SHOWING THE EUT CONFIGURATION
FOR MAXIMUM EMISSIONS**



REAR VIEW


COIN, INC.

COIN

MODEL: COIN BETA

FCC PART 15 SUBPART C - RADIATED EMISSIONS

**PHOTOGRAPH SHOWING THE EUT CONFIGURATION
FOR MAXIMUM EMISSIONS**



REAR VIEW FACING ANTENNA


COIN, INC.

COIN

MODEL: COIN BETA

FCC PART 15 SUBPART C - RADIATED EMISSIONS

**PHOTOGRAPH SHOWING THE EUT CONFIGURATION
FOR MAXIMUM EMISSIONS**



FRONT VIEW


COIN, INC.

COIN

MODEL: COIN BETA

FCC PART 15 SUBPART C - RADIATED EMISSIONS ($> 1\text{GHz}$)

**PHOTOGRAPH SHOWING THE EUT CONFIGURATION
FOR MAXIMUM EMISSIONS**



REAR VIEW

COIN, INC.

COIN

MODEL: COIN BETA

FCC PART 15 SUBPART C - RADIATED EMISSIONS ($> 1\text{GHz}$)

**PHOTOGRAPH SHOWING THE EUT CONFIGURATION
FOR MAXIMUM EMISSIONS**



REAR VIEW FACING ANTENNA

COIN, INC.

COIN

MODEL: COIN BETA

FCC PART 15 SUBPART C - RADIATED EMISSIONS (> 1GHz)

**PHOTOGRAPH SHOWING THE EUT CONFIGURATION
FOR MAXIMUM EMISSIONS**