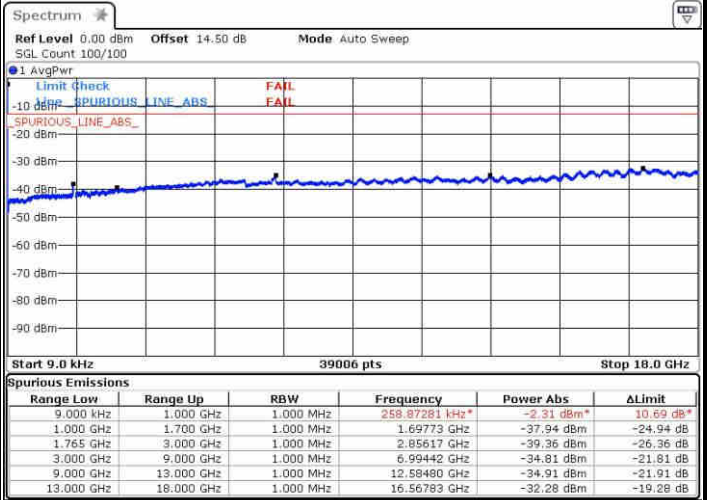
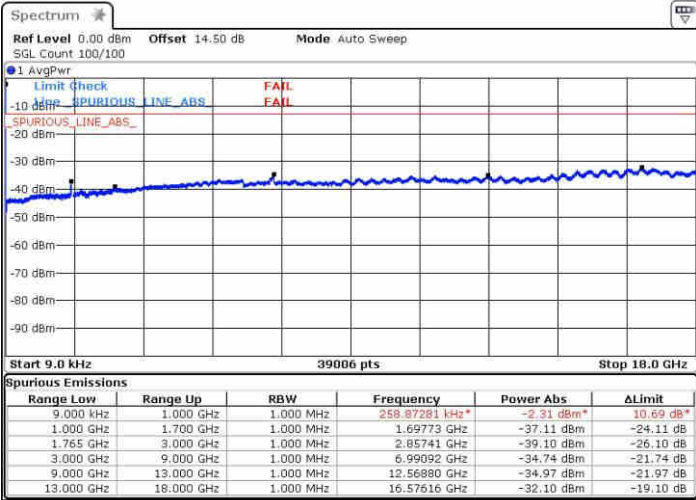




LTE Band 4 / 15MHz

Lowest Channel / QPSK

Lowest Channel / 16QAM

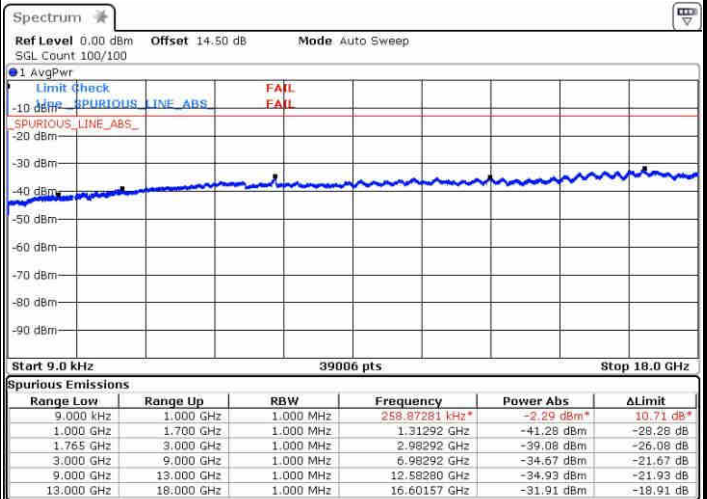
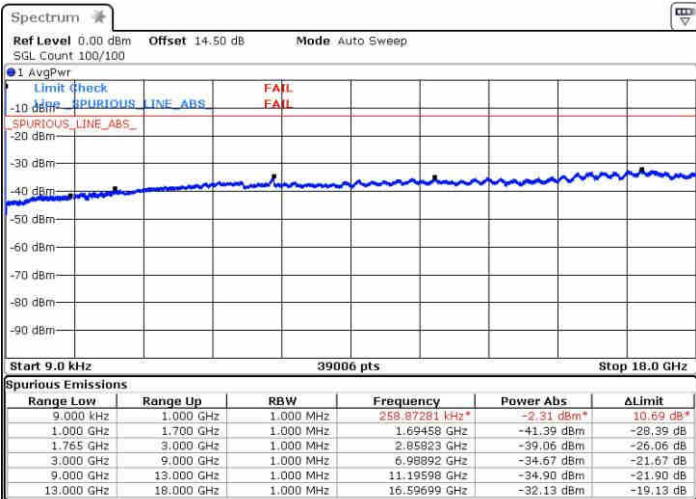


Date: 12.MAR.2017 19:10:45

Date: 12.MAR.2017 19:12:42

Middle Channel / QPSK

Middle Channel / 16QAM



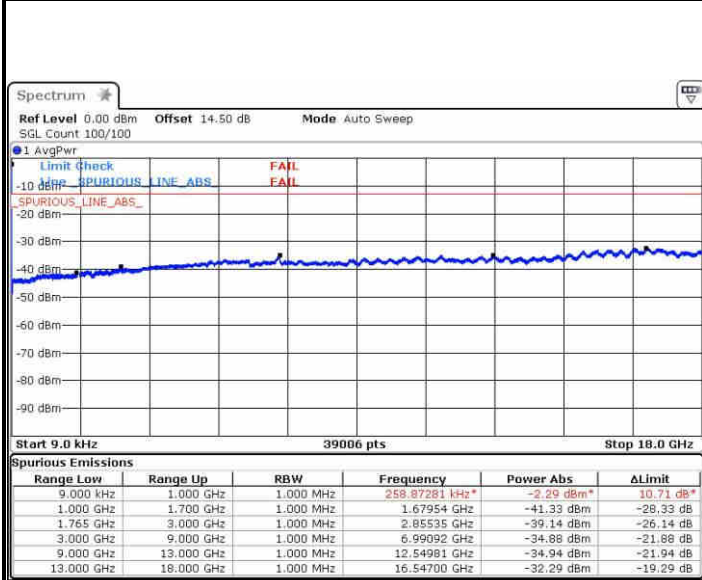
Date: 12.MAR.2017 19:15:22

Date: 12.MAR.2017 19:13:40



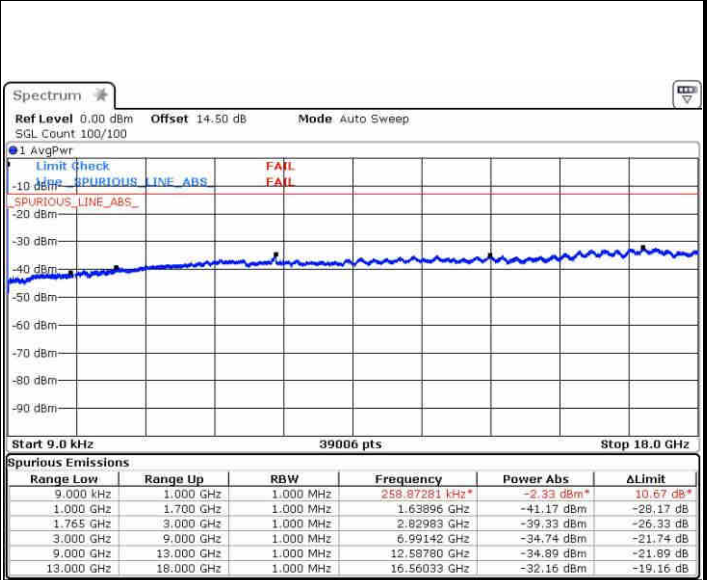
LTE Band 4 / 15MHz

Highest Channel / QPSK



Date: 12.MAR.2017 19:16:13

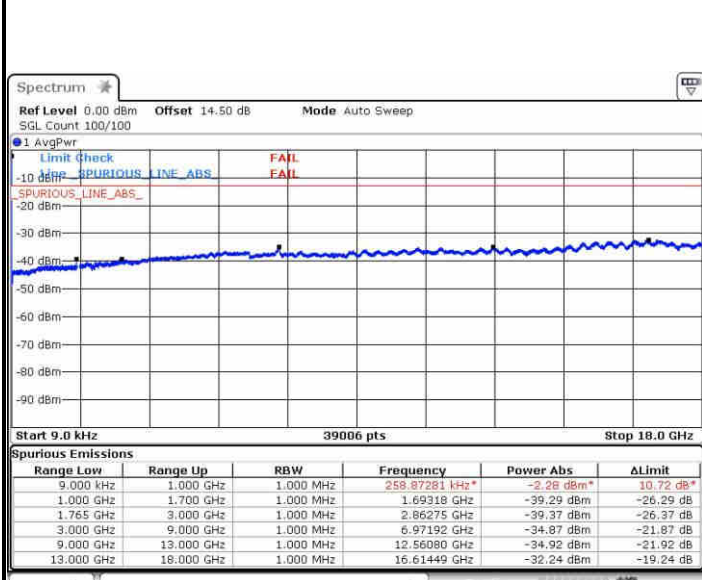
Highest Channel / 16QAM



Date: 12.MAR.2017 19:17:57

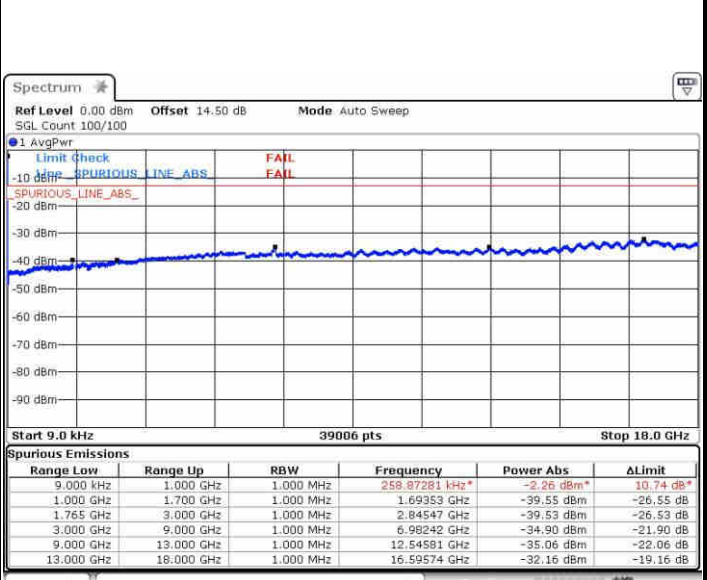
LTE Band 4 / 20MHz

Lowest Channel / QPSK



Date: 12.MAR.2017 19:04:27

Lowest Channel / 16QAM

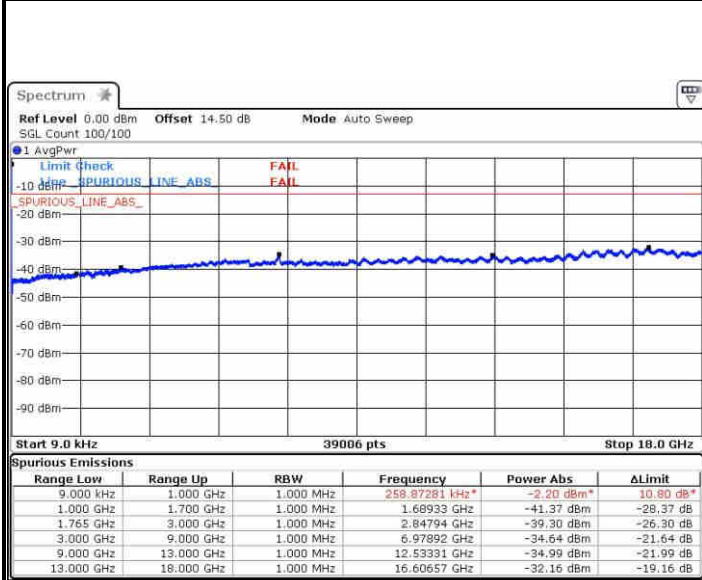


Date: 12.MAR.2017 19:05:15



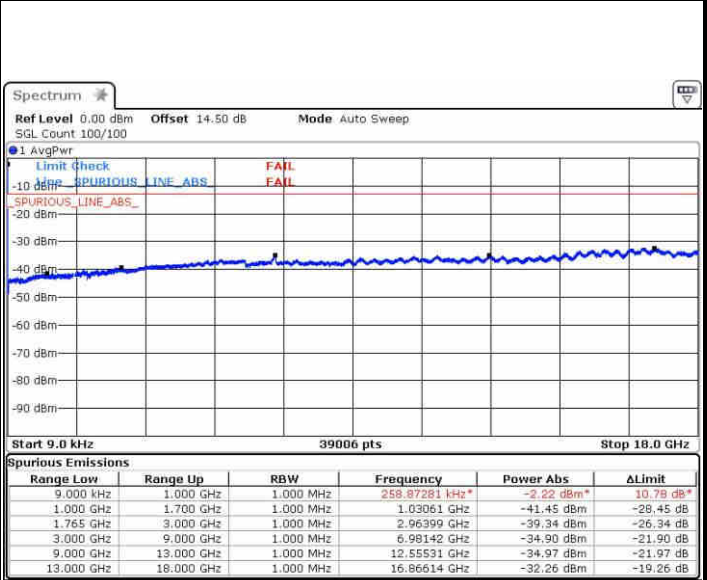
LTE Band 4 / 20MHz

Middle Channel / QPSK



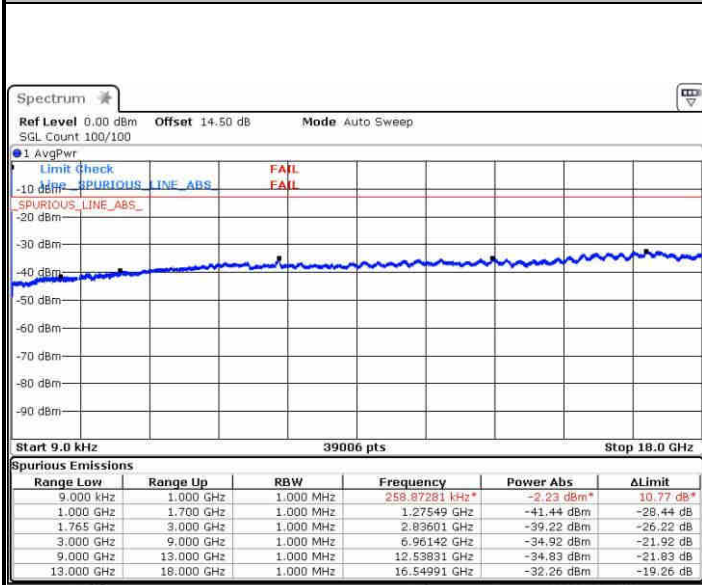
Date: 12.MAR.2017 19:07:35

Middle Channel / 16QAM



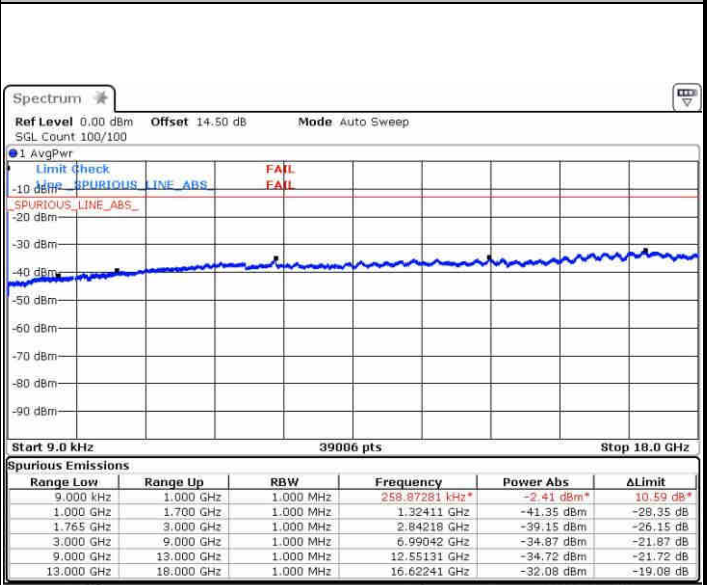
Date: 12.MAR.2017 19:06:08

Highest Channel / QPSK



Date: 12.MAR.2017 19:08:23

Highest Channel / 16QAM

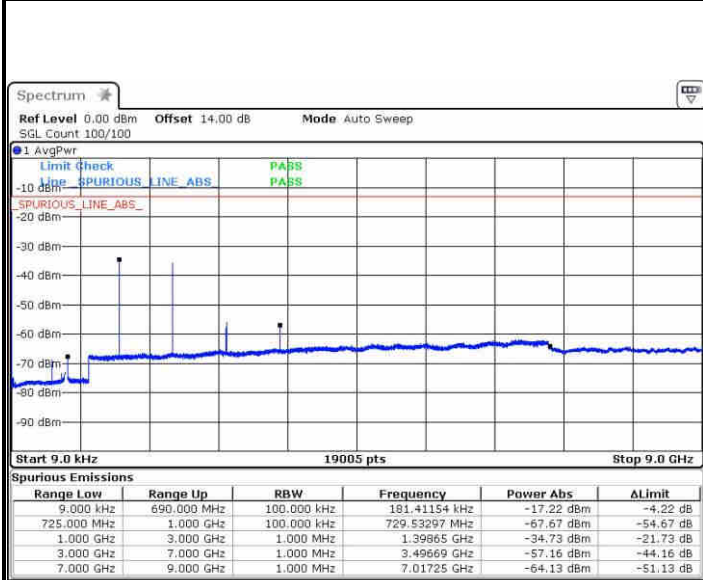


Date: 12.MAR.2017 19:09:38



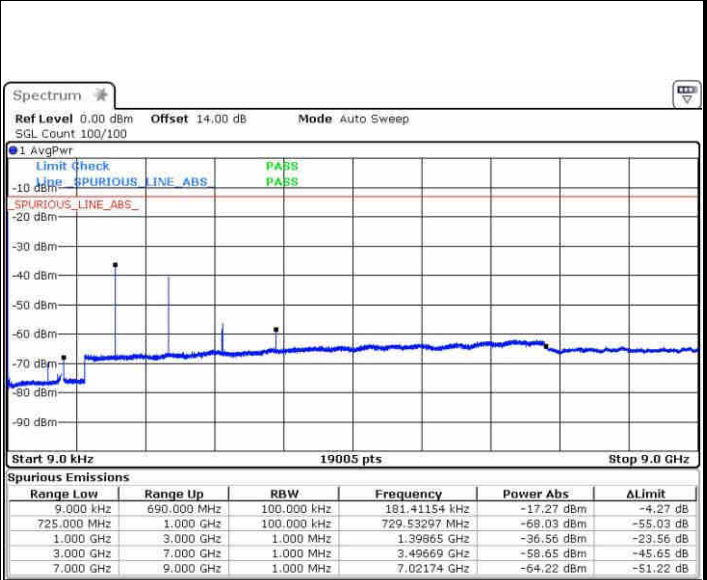
LTE Band 12 / 1.4MHz

Lowest Channel / QPSK



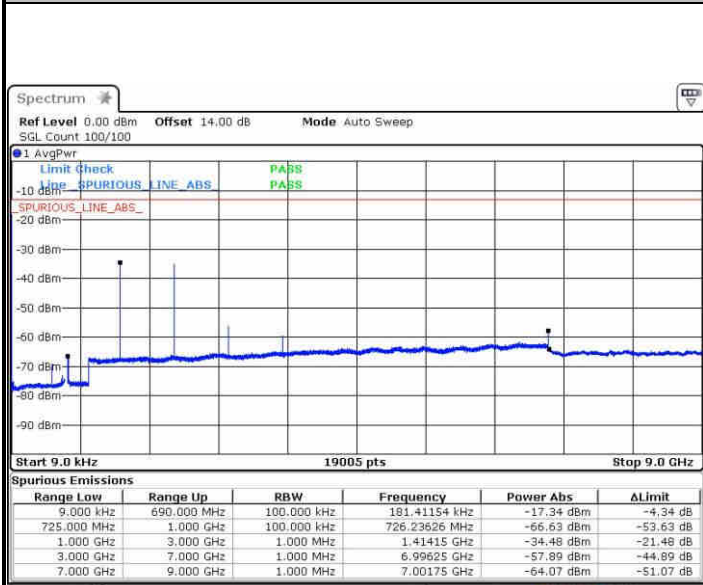
Date: 14.MAR.2017 16:22:19

Lowest Channel / 16QAM



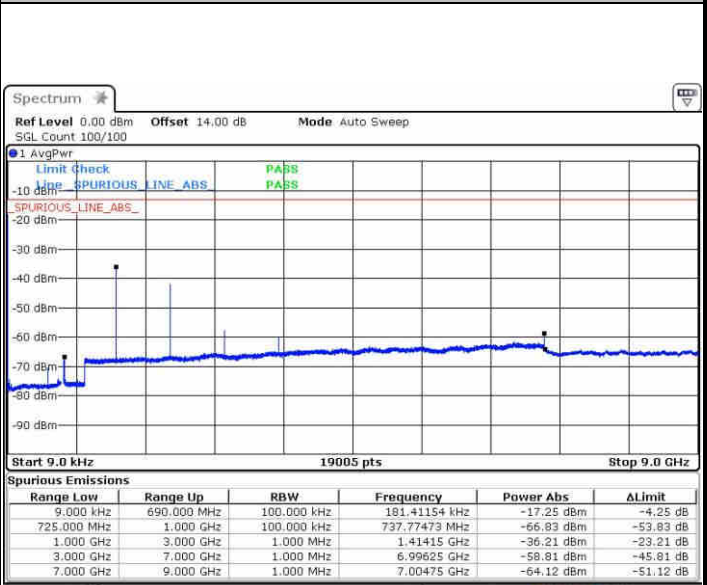
Date: 14.MAR.2017 16:23:12

Middle Channel / QPSK



Date: 14.MAR.2017 16:24:05

Middle Channel / 16QAM

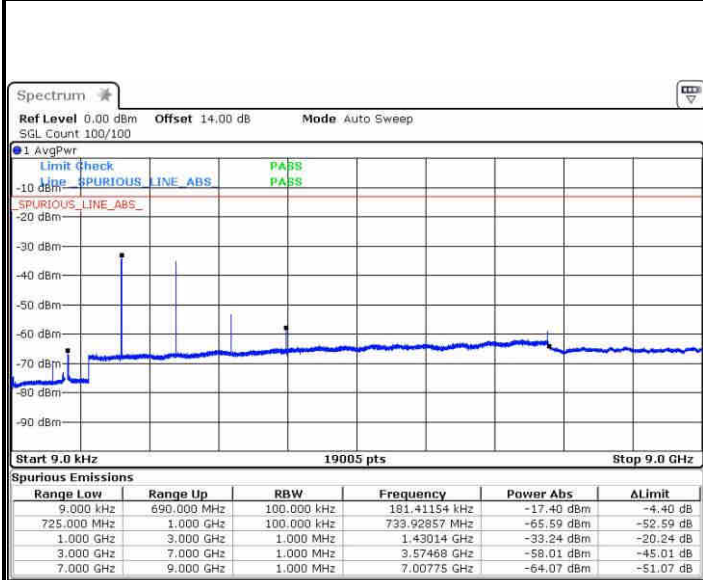


Date: 14.MAR.2017 16:24:58



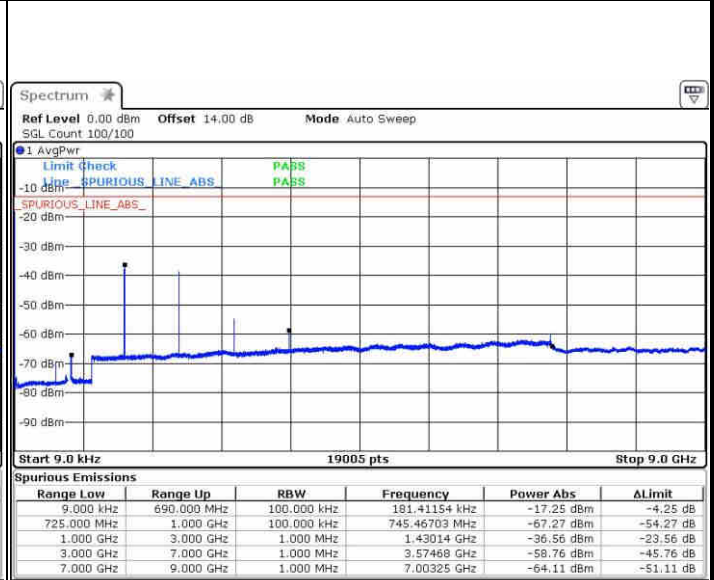
LTE Band 12 / 1.4MHz

Highest Channel / QPSK



Date: 14.MAR.2017 16:45:59

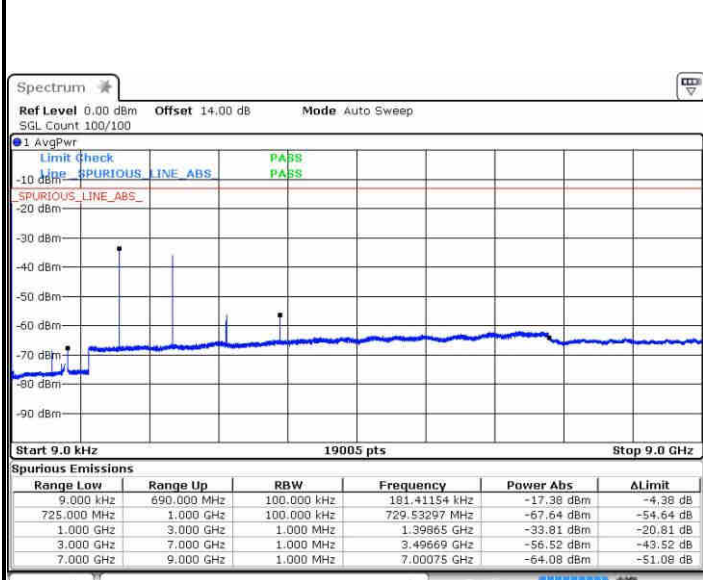
Highest Channel / 16QAM



Date: 14.MAR.2017 16:26:44

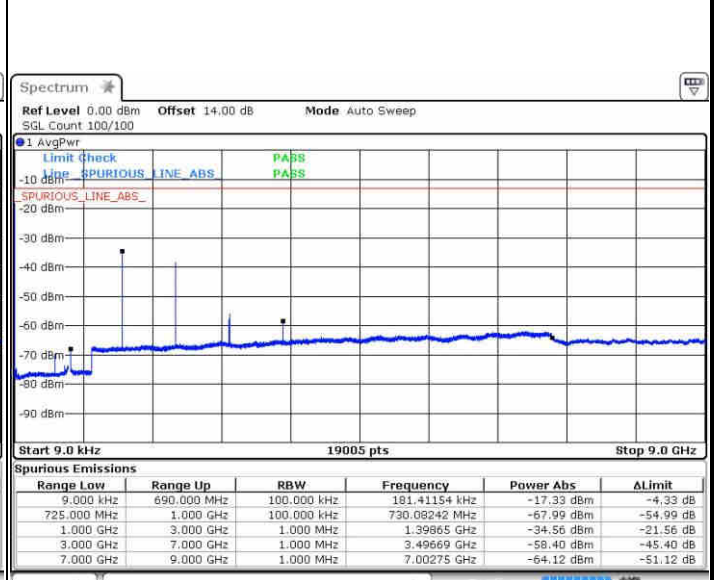
LTE Band 12 / 3MHz

Lowest Channel / QPSK



Date: 14.MAR.2017 16:48:26

Lowest Channel / 16QAM



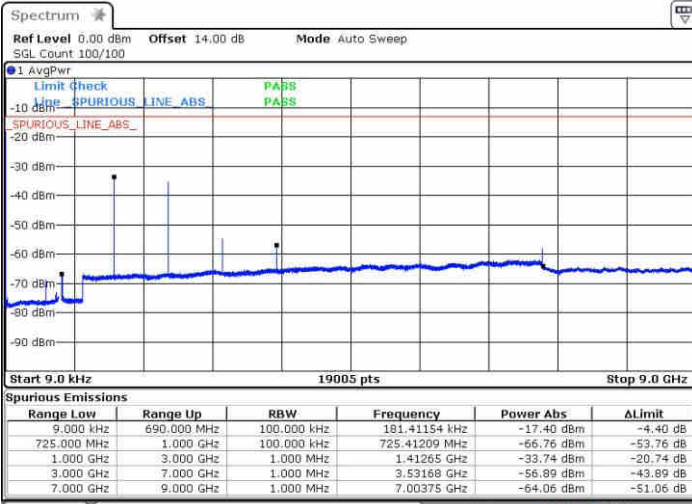
Date: 14.MAR.2017 16:28:30



LTE Band 12 / 3MHz

Middle Channel / QPSK

Middle Channel / 16QAM



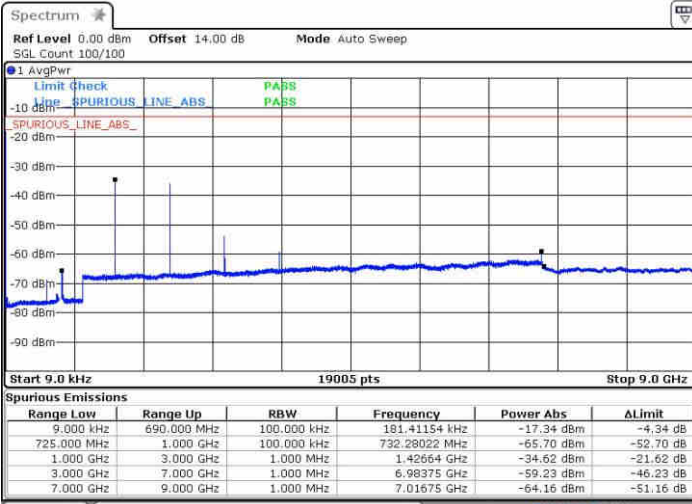
Date: 14.MAR.2017 16:29:24



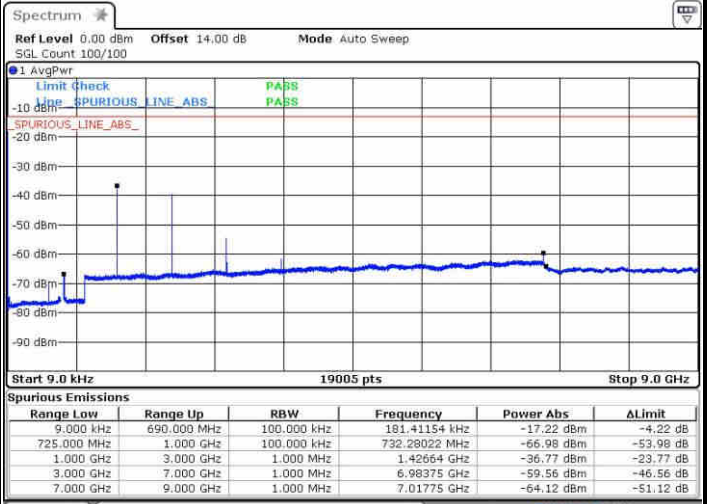
Date: 14.MAR.2017 16:30:17

Highest Channel / QPSK

Highest Channel / 16QAM



Date: 14.MAR.2017 16:49:28



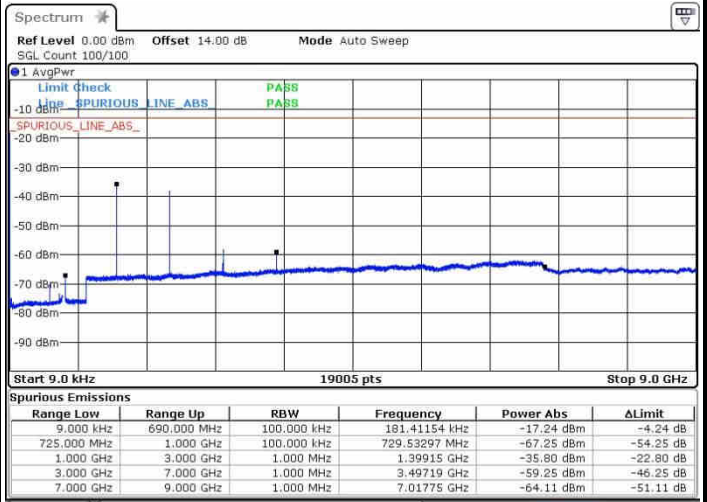
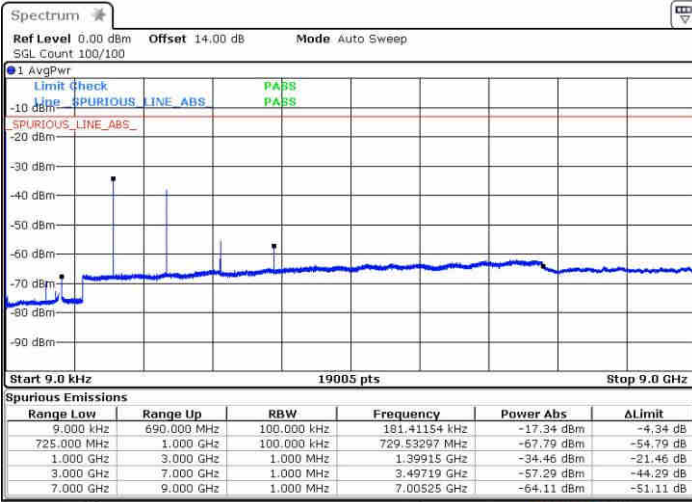
Date: 14.MAR.2017 16:32:03



LTE Band 12 / 5MHz

Lowest Channel / QPSK

Lowest Channel / 16QAM

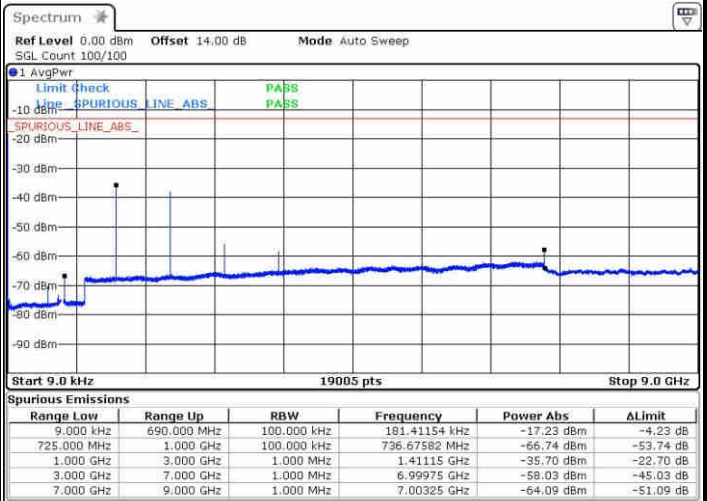
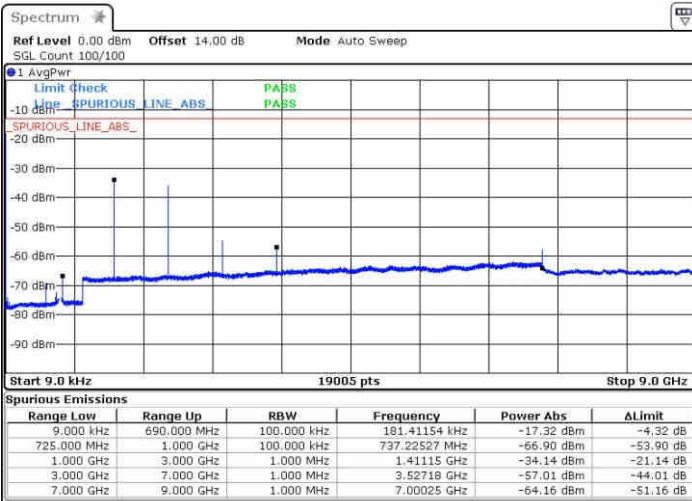


Date: 14.MAR.2017 16:32:56

Date: 14.MAR.2017 16:51:08

Middle Channel / QPSK

Middle Channel / 16QAM



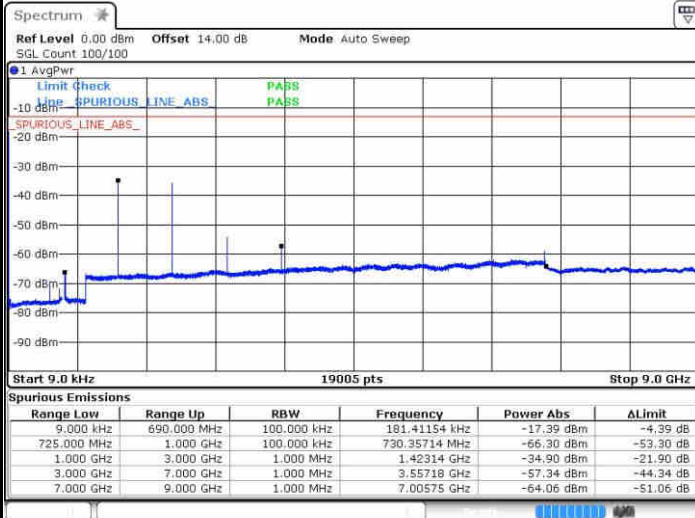
Date: 14.MAR.2017 16:34:42

Date: 14.MAR.2017 16:35:35



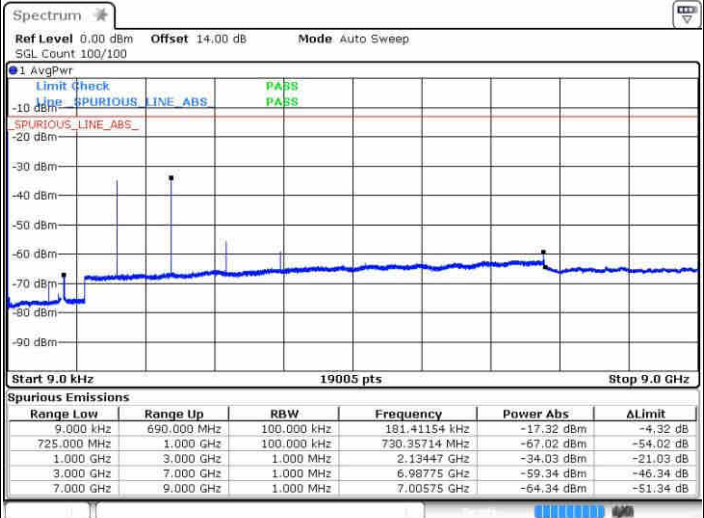
LTE Band 12 / 5MHz

Highest Channel / QPSK



Date: 14.MAR.2017 16:36:28

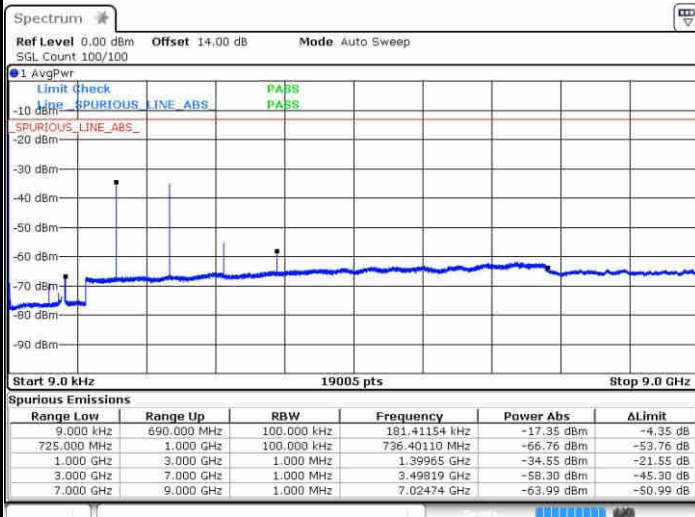
Highest Channel / 16QAM



Date: 14.MAR.2017 16:37:21

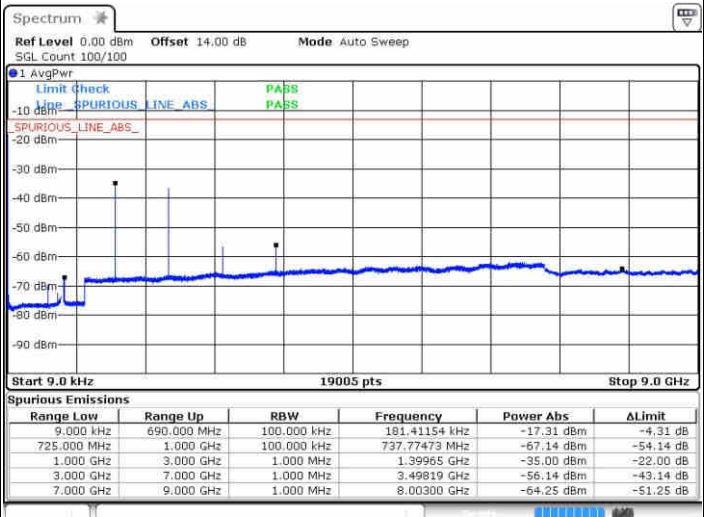
LTE Band 12 / 10MHz

Lowest Channel / QPSK



Date: 14.MAR.2017 16:38:14

Lowest Channel / 16QAM

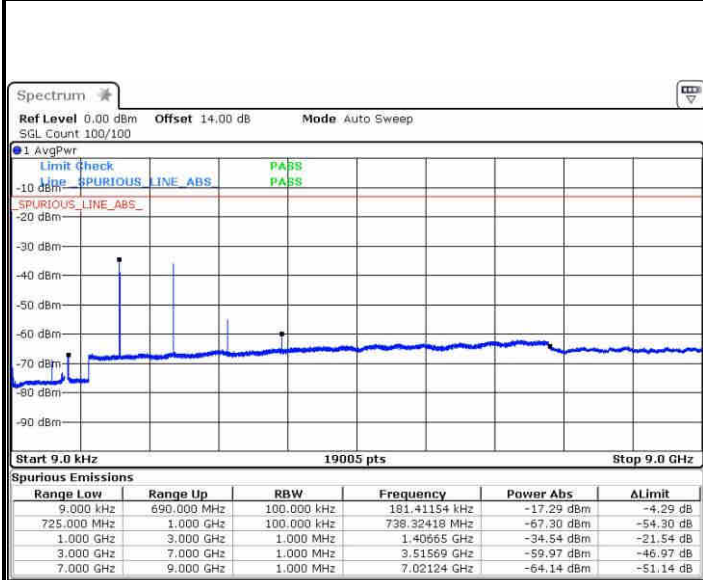


Date: 14.MAR.2017 16:39:07



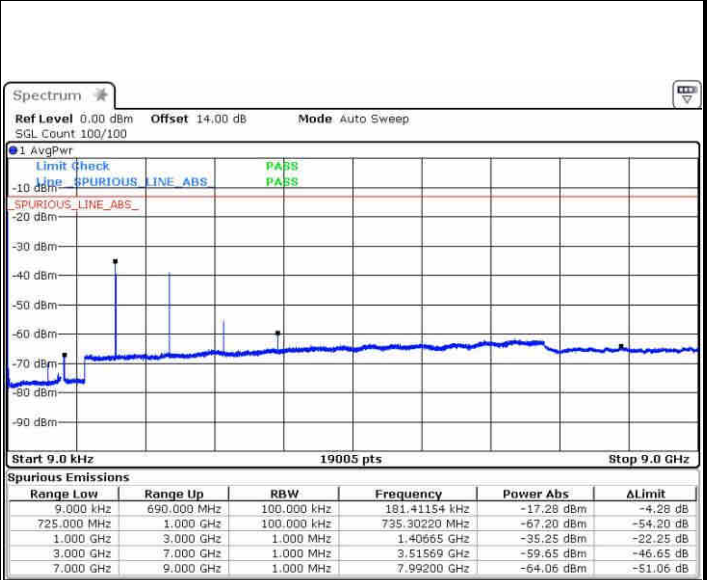
LTE Band 12 / 10MHz

Middle Channel / QPSK



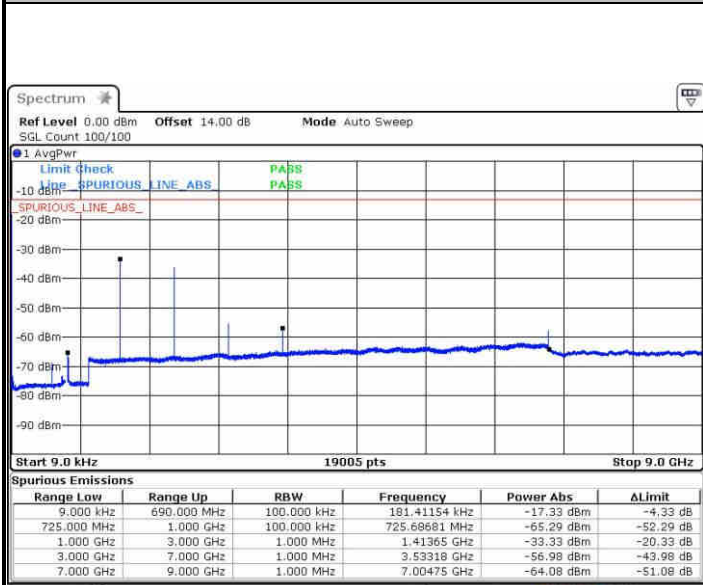
Date: 14.MAR.2017 16:40:01

Middle Channel / 16QAM



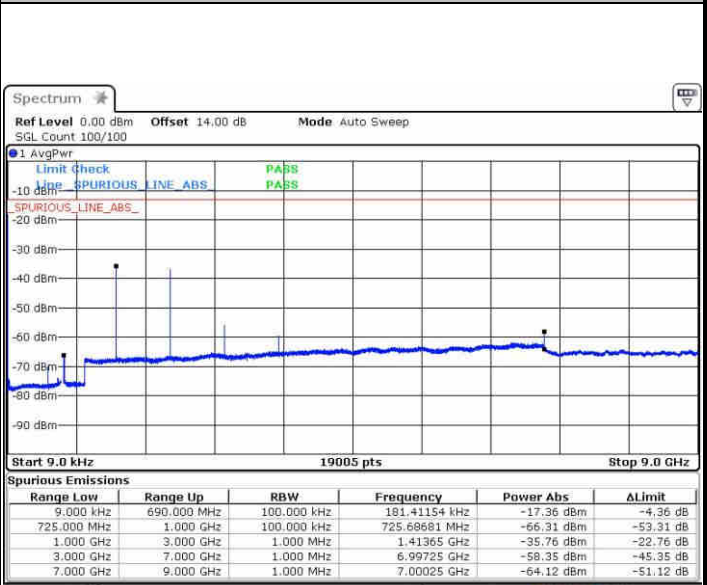
Date: 14.MAR.2017 16:40:54

Highest Channel / QPSK



Date: 14.MAR.2017 16:41:47

Highest Channel / 16QAM



Date: 14.MAR.2017 16:42:40



Frequency Stability

Test Conditions		LTE Band 2 (QPSK) / Middle Channel	Limit
Temperature (°C)	Voltage (Volt)	BW 10MHz	Note 2.
		Deviation (ppm)	Result
50	Normal Voltage	0.0021	PASS
40	Normal Voltage	0.0011	
30	Normal Voltage	0.0005	
20(Ref.)	Normal Voltage	0.0000	
10	Normal Voltage	0.0011	
0	Normal Voltage	0.0005	
-10	Normal Voltage	0.0064	
-20	Normal Voltage	0.0069	
-30	Normal Voltage	0.0059	
20	Maximum Voltage	0.0005	
20	Normal Voltage	0.0005	
20	Battery End Point	0.0011	

Note:

1. Normal Voltage =3.9 V. ; Battery End Point (BEP) =3.6 V. ; Maximum Voltage =4.2 V.
2. Note: The frequency fundamental emissions stay within the authorized frequency block.



Test Conditions		LTE Band 4 (QPSK) / Middle Channel	Limit
Temperature (°C)	Voltage (Volt)	BW 10MHz	Note 2.
		Deviation (ppm)	Result
50	Normal Voltage	0.0006	PASS
40	Normal Voltage	0.0012	
30	Normal Voltage	0.0000	
20(Ref.)	Normal Voltage	0.0000	
10	Normal Voltage	0.0006	
0	Normal Voltage	0.0006	
-10	Normal Voltage	0.0012	
-20	Normal Voltage	0.0000	
-30	Normal Voltage	0.0017	
20	Maximum Voltage	0.0012	
20	Normal Voltage	0.0000	
20	Battery End Point	0.0006	

Note:

1. Normal Voltage =3.9 V. ; Battery End Point (BEP) =3.6 V. ; Maximum Voltage =4.2 V.
2. Note: The frequency fundamental emissions stay within the authorized frequency block.



Test Conditions		LTE Band 12 (QPSK) / Middle Channel	Limit
Temperature (°C)	Voltage (Volt)	BW 10MHz	Note 2.
		Deviation (ppm)	Result
50	Normal Voltage	0.0000	PASS
40	Normal Voltage	0.0014	
30	Normal Voltage	0.0028	
20(Ref.)	Normal Voltage	0.0000	
10	Normal Voltage	0.0000	
0	Normal Voltage	0.0028	
-10	Normal Voltage	0.0000	
-20	Normal Voltage	0.0014	
-30	Normal Voltage	0.0014	
20	Maximum Voltage	0.0000	
20	Normal Voltage	0.0014	
20	Battery End Point	0.0028	

Note:

1. Normal Voltage =3.9 V. ; Battery End Point (BEP) =3.6 V. ; Maximum Voltage =4.2 V.
2. Note: The frequency fundamental emissions stay within the authorized frequency block.



Appendix B. Test Results of Radiated Test

ERP/EIRP

LTE Band 2 / 1.4MHz (Average)							
Channel	Modulation	RB		Horizontal		Vertical	
		Size	Offset	EIRP(dBm)	EIRP(W)	EIRP(dBm)	EIRP(W)
Lowest	QPSK	3	3	21.22	0.1324	21.61	0.1449
Middle		3	3	20.78	0.1197	21.92	0.1556
Highest		3	1	21.46	0.1400	22.21	0.1663
Lowest	16QAM	1	5	19.38	0.0867	20.11	0.1026
Middle		1	3	18.69	0.0740	19.67	0.0927
Highest		1	3	19.79	0.0953	20.77	0.1194
Limit	EIRP < 2W			Result		PASS	

LTE Band 2 / 3MHz (Average)							
Channel	Modulation	RB		Horizontal		Vertical	
		Size	Offset	EIRP(dBm)	EIRP(W)	EIRP(dBm)	EIRP(W)
Lowest	QPSK	1	14	21.05	0.1274	21.63	0.1455
Middle		1	14	20.67	0.1167	21.57	0.1435
Highest		1	14	21.28	0.1343	22.06	0.1607
Lowest	16QAM	1	8	19.37	0.0865	20.11	0.1026
Middle		1	14	18.79	0.0757	19.61	0.0914
Highest		1	14	20.00	0.1000	20.43	0.1104
Limit	EIRP < 2W			Result		PASS	



LTE Band 2 / 5MHz (Average)							
Channel	Modulation	RB		Horizontal		Vertical	
		Size	Offset	EIRP(dBm)	EIRP(W)	EIRP(dBm)	EIRP(W)
Lowest	QPSK	1	12	21.11	0.1291	21.67	0.1469
Middle		1	12	21.05	0.1274	22.41	0.1742
Highest		1	24	21.73	0.1489	22.80	0.1905
Lowest	16QAM	1	12	19.49	0.0889	20.29	0.1069
Middle		1	12	19.80	0.0955	20.72	0.1180
Highest		1	24	20.01	0.1002	20.93	0.1239
Limit	EIRP < 2W			Result		PASS	

LTE Band 2 / 10MHz (Average)							
Channel	Modulation	RB		Horizontal		Vertical	
		Size	Offset	EIRP(dBm)	EIRP(W)	EIRP(dBm)	EIRP(W)
Lowest	QPSK	1	25	21.31	0.1352	21.81	0.1517
Middle		1	25	21.18	0.1312	22.51	0.1782
Highest		1	25	21.54	0.1426	22.57	0.1807
Lowest	16QAM	1	25	19.51	0.0893	20.46	0.1112
Middle		1	25	19.18	0.0828	20.13	0.1030
Highest		1	49	19.61	0.0914	20.62	0.1153
Limit	EIRP < 2W			Result		PASS	



LTE Band 2 / 15MHz (Average)							
Channel	Modulation	RB		Horizontal		Vertical	
		Size	Offset	EIRP(dBm)	EIRP(W)	EIRP(dBm)	EIRP(W)
Lowest	QPSK	1	37	21.12	0.1294	21.52	0.1419
Middle		1	37	21.46	0.1400	22.21	0.1663
Highest		1	74	21.33	0.1358	22.34	0.1714
Lowest	16QAM	1	37	18.77	0.0753	20.13	0.1030
Middle		1	74	19.19	0.0830	20.28	0.1067
Highest		1	74	19.85	0.0966	20.84	0.1213
Limit	EIRP < 2W			Result		PASS	

LTE Band 2 / 20MHz (Average)							
Channel	Modulation	RB		Horizontal		Vertical	
		Size	Offset	EIRP(dBm)	EIRP(W)	EIRP(dBm)	EIRP(W)
Lowest	QPSK	1	49	21.44	0.1393	21.78	0.1507
Middle		1	99	21.17	0.1309	22.53	0.1791
Highest		1	49	21.58	0.1439	22.63	0.1832
Lowest	16QAM	1	49	19.18	0.0828	20.02	0.1005
Middle		1	49	18.95	0.0785	19.75	0.0944
Highest		1	0	19.15	0.0822	19.61	0.0914
Limit	EIRP < 2W			Result		PASS	



LTE Band 4 / 1.4MHz (Average)							
Channel	Modulation	RB		Horizontal		Vertical	
		Size	Offset	EIRP(dBm)	EIRP(W)	EIRP(dBm)	EIRP(W)
Lowest	QPSK	3	1	23.18	0.2080	22.93	0.1963
Middle		3	0	23.46	0.2218	23.28	0.2128
Highest		3	1	22.91	0.1954	22.97	0.1982
Lowest	16QAM	1	0	22.08	0.1614	22.12	0.1629
Middle		1	3	22.27	0.1687	21.70	0.1479
Highest		1	0	21.73	0.1489	21.90	0.1549
Limit	EIRP < 1W			Result		PASS	

LTE Band 4 / 3MHz (Average)							
Channel	Modulation	RB		Horizontal		Vertical	
		Size	Offset	EIRP(dBm)	EIRP(W)	EIRP(dBm)	EIRP(W)
Lowest	QPSK	1	14	23.12	0.2051	23.03	0.2009
Middle		1	0	23.12	0.2051	22.90	0.1950
Highest		1	0	23.02	0.2004	23.19	0.2084
Lowest	16QAM	1	8	21.88	0.1542	22.17	0.1648
Middle		1	14	21.92	0.1556	21.90	0.1549
Highest		1	8	21.84	0.1528	21.80	0.1514
Limit	EIRP < 1W			Result		PASS	

LTE Band 4 / 5MHz (Average)							
Channel	Modulation	RB		Horizontal		Vertical	
		Size	Offset	EIRP(dBm)	EIRP(W)	EIRP(dBm)	EIRP(W)
Lowest	QPSK	1	12	23.05	0.2018	23.25	0.2113
Middle		1	12	23.24	0.2109	23.17	0.2075
Highest		1	0	23.02	0.2004	23.06	0.2023
Lowest	16QAM	1	24	22.24	0.1675	21.64	0.1459
Middle		1	0	22.15	0.1641	21.53	0.1422
Highest		1	0	22.34	0.1714	21.56	0.1432
Limit	EIRP < 1W			Result		PASS	



LTE Band 4/ 10MHz (Average)							
Channel	Modulation	RB		Horizontal		Vertical	
		Size	Offset	EIRP(dBm)	EIRP(W)	EIRP(dBm)	EIRP(W)
Lowest	QPSK	1	25	23.13	0.2056	23.06	0.2023
Middle		1	0	23.10	0.2042	22.90	0.1950
Highest		1	25	23.11	0.2046	22.93	0.1963
Lowest	16QAM	1	25	22.65	0.1841	21.87	0.1538
Middle		1	25	22.66	0.1845	21.51	0.1416
Highest		1	25	22.60	0.1820	21.30	0.1349
Limit	EIRP < 1W			Result		PASS	

LTE Band 4 / 15MHz (Average)							
Channel	Modulation	RB		Horizontal		Vertical	
		Size	Offset	EIRP(dBm)	EIRP(W)	EIRP(dBm)	EIRP(W)
Lowest	QPSK	1	37	23.18	0.2080	23.24	0.2109
Middle		1	0	23.12	0.2051	23.15	0.2065
Highest		1	37	23.14	0.2061	23.29	0.2133
Lowest	16QAM	1	74	22.35	0.1718	21.89	0.1545
Middle		1	0	22.27	0.1687	21.84	0.1528
Highest		1	74	22.07	0.1611	21.75	0.1496
Limit	EIRP < 1W			Result		PASS	

LTE Band 4 / 20MHz (Average)							
Channel	Modulation	RB		Horizontal		Vertical	
		Size	Offset	EIRP(dBm)	EIRP(W)	EIRP(dBm)	EIRP(W)
Lowest	QPSK	1	49	23.04	0.2014	22.44	0.1754
Middle		1	0	23.18	0.2080	22.76	0.1888
Highest		1	49	23.24	0.2109	22.92	0.1959
Lowest	16QAM	1	49	22.05	0.1603	22.13	0.1633
Middle		1	0	22.67	0.1849	22.04	0.1600
Highest		1	0	21.91	0.1552	21.83	0.1524
Limit	EIRP < 1W			Result		PASS	



LTE Band 12 / 1.4MHz (Average)							
Channel	Modulation	RB		Horizontal		Vertical	
		Size	Offset	ERP(dBm)	ERP(W)	ERP(dBm)	ERP(W)
Lowest	QPSK	1	3	19.79	0.0953	20.43	0.1104
Middle		3	1	19.37	0.0865	20.40	0.1096
Highest		3	1	19.28	0.0847	19.91	0.0979
Lowest	16QAM	6	0	18.56	0.0718	19.35	0.0861
Middle		1	5	17.97	0.0627	18.86	0.0769
Highest		1	0	17.86	0.0611	18.48	0.0705
Limit	ERP < 3W			Result		PASS	

LTE Band 12 / 3MHz (Average)							
Channel	Modulation	RB		Horizontal		Vertical	
		Size	Offset	ERP(dBm)	ERP(W)	ERP(dBm)	ERP(W)
Lowest	QPSK	1	14	19.40	0.0871	20.13	0.1030
Middle		1	14	19.11	0.0815	20.04	0.1009
Highest		1	14	18.85	0.0767	19.45	0.0881
Lowest	16QAM	1	8	18.47	0.0703	19.07	0.0807
Middle		1	0	18.07	0.0641	18.97	0.0789
Highest		1	14	17.50	0.0562	18.12	0.0649
Limit	ERP < 3W			Result		PASS	



LTE Band 12 / 5MHz (Average)							
Channel	Modulation	RB		Horizontal		Vertical	
		Size	Offset	ERP(dBm)	ERP(W)	ERP(dBm)	ERP(W)
Lowest	QPSK	1	12	19.60	0.0912	20.38	0.1091
Middle		1	24	19.32	0.0855	20.16	0.1038
Highest		1	12	19.21	0.0834	19.75	0.0944
Lowest	16QAM	1	24	18.49	0.0706	19.03	0.0800
Middle		1	0	17.82	0.0605	18.81	0.0760
Highest		1	0	17.81	0.0604	18.27	0.0671
Limit	ERP < 3W			Result		PASS	

LTE Band 12/ 10MHz (Average)							
Channel	Modulation	RB		Horizontal		Vertical	
		Size	Offset	ERP(dBm)	ERP(W)	ERP(dBm)	ERP(W)
Lowest	QPSK	1	25	19.63	0.0918	20.25	0.1059
Middle		1	25	19.34	0.0859	19.92	0.0982
Highest		1	25	19.33	0.0857	19.97	0.0993
Lowest	16QAM	1	25	18.41	0.0693	18.84	0.0766
Middle		1	49	18.00	0.0631	18.86	0.0769
Highest		1	49	18.13	0.0650	18.74	0.0748
Limit	ERP < 3W			Result		PASS	



Radiated Spurious Emission

LTE Band 2 / 1.4MHz / QPSK / RB Size 1 Offset 0									
Channel	Frequency (MHz)	EIRP (dBm)	Limit (dBm)	Over Limit (dB)	SPA Reading (dBm)	S.G. Power (dBm)	TX Cable loss (dB)	TX Antenna Gain (dBi)	Polarization (H/V)
Middle	3758.92	-51.04	-13	-38.04	-64.66	-58.62	5.02	12.60	H
	5638.38	-61.76	-13	-48.76	-78.36	-67.56	7.3	13.10	H
	7517.84	-58.74	-13	-45.74	-78.72	-62.31	7.73	11.30	H
	3758.92	-55.39	-13	-42.39	-69.72	-62.97	5.02	12.6	V
	5638.38	-60.66	-13	-47.66	-77.19	-66.46	7.3	13.1	V
	7517.84	-58.89	-13	-45.89	-78.53	-62.46	7.73	11.3	V

Remark: Spurious emissions within 30-1000MHz were found more than 20dB below limit line.

LTE Band 2 / 3MHz / QPSK / RB Size 1 Offset 0									
Channel	Frequency (MHz)	EIRP (dBm)	Limit (dBm)	Over Limit (dB)	SPA Reading (dBm)	S.G. Power (dBm)	TX Cable loss (dB)	TX Antenna Gain (dBi)	Polarization (H/V)
Middle	3757.48	-52.27	-13	-39.27	-65.89	-59.85	5.02	12.60	H
	5636.22	-61.58	-13	-48.58	-78.18	-67.38	7.3	13.10	H
	7514.96	-57.97	-13	-44.97	-77.95	-61.54	7.73	11.30	H
	3757.48	-54.97	-13	-41.97	-69.3	-62.55	5.02	12.6	V
	5636.22	-60.03	-13	-47.03	-76.56	-65.83	7.3	13.1	V
	7514.96	-59.35	-13	-46.35	-78.99	-62.92	7.73	11.3	V

Remark: Spurious emissions within 30-1000MHz were found more than 20dB below limit line.



LTE Band 2 / 5MHz / QPSK / RB Size 1 Offset 0									
Channel	Frequency (MHz)	EIRP (dBm)	Limit (dBm)	Over Limit (dB)	SPA Reading (dBm)	S.G. Power (dBm)	TX Cable loss (dB)	TX Antenna Gain (dBi)	Polarization (H/V)
Middle	3755.68	-52.74	-13	-39.74	-66.36	-60.32	5.02	12.60	H
	5633.52	-61.55	-13	-48.55	-78.15	-67.35	7.3	13.10	H
	7511.36	-58.87	-13	-45.87	-78.85	-62.44	7.73	11.30	H
	3755.68	-54.46	-13	-41.46	-68.79	-62.04	5.02	12.6	V
	5633.52	-60.01	-13	-47.01	-76.54	-65.81	7.3	13.1	V
	7511.36	-59.29	-13	-46.29	-78.93	-62.86	7.73	11.3	V

Remark: Spurious emissions within 30-1000MHz were found more than 20dB below limit line.

LTE Band 2 / 10MHz / QPSK / RB Size 1 Offset 0									
Channel	Frequency (MHz)	EIRP (dBm)	Limit (dBm)	Over Limit (dB)	SPA Reading (dBm)	S.G. Power (dBm)	TX Cable loss (dB)	TX Antenna Gain (dBi)	Polarization (H/V)
Middle	3751.18	-53.47	-13	-40.47	-67.09	-61.05	5.02	12.60	H
	5626.77	-61.01	-13	-48.01	-77.61	-66.81	7.3	13.10	H
	7502.36	-58.93	-13	-45.93	-78.91	-62.50	7.73	11.30	H
	3751.18	-55.43	-13	-42.43	-69.76	-63.01	5.02	12.6	V
	5626.77	-60.21	-13	-47.21	-76.74	-66.01	7.3	13.1	V
	7502.36	-59.19	-13	-46.19	-78.83	-62.76	7.73	11.3	V

Remark: Spurious emissions within 30-1000MHz were found more than 20dB below limit line.



LTE Band 2 / 15MHz / QPSK / RB Size 1 Offset 0									
Channel	Frequency (MHz)	EIRP (dBm)	Limit (dBm)	Over Limit (dB)	SPA Reading (dBm)	S.G. Power (dBm)	TX Cable loss (dB)	TX Antenna Gain (dBi)	Polarization (H/V)
Middle	3746.68	-52.44	-13	-39.44	-66.06	-60.02	5.02	12.60	H
	5620.02	-61.64	-13	-48.64	-78.24	-67.44	7.3	13.10	H
	7493.36	-58.87	-13	-45.87	-78.85	-62.44	7.73	11.30	H
	3746.68	-56.45	-13	-43.45	-70.78	-64.03	5.02	12.6	V
	5620.02	-60.41	-13	-47.41	-76.94	-66.21	7.3	13.1	V
	7493.36	-58.91	-13	-45.91	-78.55	-62.48	7.73	11.3	V

Remark: Spurious emissions within 30-1000MHz were found more than 20dB below limit line.

LTE Band 2 / 20MHz / QPSK / RB Size 1 Offset 0									
Channel	Frequency (MHz)	EIRP (dBm)	Limit (dBm)	Over Limit (dB)	SPA Reading (dBm)	S.G. Power (dBm)	TX Cable loss (dB)	TX Antenna Gain (dBi)	Polarization (H/V)
Middle	3742.18	-53.48	-13	-40.48	-67.10	-61.06	5.02	12.60	H
	5613.27	-61.89	-13	-48.89	-78.49	-67.69	7.3	13.10	H
	7484.36	-58.90	-13	-45.90	-78.88	-62.47	7.73	11.30	H
	3742.18	-55.11	-13	-42.11	-69.44	-62.69	5.02	12.6	V
	5613.27	-59.83	-13	-46.83	-76.36	-65.63	7.3	13.1	V
	7484.36	-59.29	-13	-46.29	-78.93	-62.86	7.73	11.3	V

Remark: Spurious emissions within 30-1000MHz were found more than 20dB below limit line.



LTE Band 4 / 1.4MHz / QPSK / RB Size 1 Offset 0									
Channel	Frequency (MHz)	EIRP (dBm)	Limit (dBm)	Over Limit (dB)	SPA Reading (dBm)	S.G. Power (dBm)	TX Cable loss (dB)	TX Antenna Gain (dBi)	Polarization (H/V)
Middle	3463.74	-52.67	-13	-39.67	-66.37	-60.64	4.63	12.60	H
	5195.61	-60.95	-13	-47.95	-78.88	-67.40	6.25	12.70	H
	6927.48	-59.30	-13	-46.30	-78.92	-64.07	8.23	13.00	H
	3463.74	-57.21	-13	-44.21	-68.62	-65.18	4.63	12.6	V
	5195.61	-65.05	-13	-52.05	-78.66	-71.50	6.25	12.7	V
	6927.48	-60.32	-13	-47.32	-79.44	-65.09	8.23	13	V

Remark: Spurious emissions within 30-1000MHz were found more than 20dB below limit line.

LTE Band 4 / 3MHz / QPSK / RB Size 1 Offset 0									
Channel	Frequency (MHz)	EIRP (dBm)	Limit (dBm)	Over Limit (dB)	SPA Reading (dBm)	S.G. Power (dBm)	TX Cable loss (dB)	TX Antenna Gain (dBi)	Polarization (H/V)
Middle	3462.48	-51.57	-13	-38.57	-65.27	-59.54	4.63	12.60	H
	5193.72	-60.81	-13	-47.81	-78.74	-67.26	6.25	12.70	H
	6924.96	-59.84	-13	-46.84	-79.46	-64.61	8.23	13.00	H
	3462.48	-57.74	-13	-44.74	-69.15	-65.71	4.63	12.6	V
	5193.72	-65.17	-13	-52.17	-78.78	-71.62	6.25	12.7	V
	6924.96	-60.07	-13	-47.07	-79.19	-64.84	8.23	13	V

Remark: Spurious emissions within 30-1000MHz were found more than 20dB below limit line.



LTE Band 4 / 5MHz / QPSK / RB Size 1 Offset 0									
Channel	Frequency (MHz)	EIRP (dBm)	Limit (dBm)	Over Limit (dB)	SPA Reading (dBm)	S.G. Power (dBm)	TX Cable loss (dB)	TX Antenna Gain (dBi)	Polarization (H/V)
Middle	3460.68	-53.19	-13	-40.19	-66.89	-61.16	4.63	12.60	H
	5191.02	-60.35	-13	-47.35	-78.28	-66.80	6.25	12.70	H
	6921.36	-58.99	-13	-45.99	-78.61	-63.76	8.23	13.00	H
	3460.68	-56.87	-13	-43.87	-68.28	-64.84	4.63	12.6	V
	5191.02	-64.95	-13	-51.95	-78.56	-71.40	6.25	12.7	V
	6921.36	-60.14	-13	-47.14	-79.26	-64.91	8.23	13	V

Remark: Spurious emissions within 30-1000MHz were found more than 20dB below limit line.

LTE Band 4 / 10MHz / QPSK / RB Size 1 Offset 0									
Channel	Frequency (MHz)	EIRP (dBm)	Limit (dBm)	Over Limit (dB)	SPA Reading (dBm)	S.G. Power (dBm)	TX Cable loss (dB)	TX Antenna Gain (dBi)	Polarization (H/V)
Middle	3456.18	-53.32	-13	-40.32	-67.02	-61.29	4.63	12.60	H
	5184.27	-60.64	-13	-47.64	-78.57	-67.09	6.25	12.70	H
	6912.36	-59.64	-13	-46.64	-79.26	-64.41	8.23	13.00	H
	3456.18	-57.69	-13	-44.69	-69.1	-65.66	4.63	12.6	V
	5184.27	-65.00	-13	-52.00	-78.61	-71.45	6.25	12.7	V
	6912.36	-59.83	-13	-46.83	-78.95	-64.60	8.23	13	V

Remark: Spurious emissions within 30-1000MHz were found more than 20dB below limit line.



LTE Band 4 / 15MHz / QPSK / RB Size 1 Offset 0									
Channel	Frequency (MHz)	EIRP (dBm)	Limit (dBm)	Over Limit (dB)	SPA Reading (dBm)	S.G. Power (dBm)	TX Cable loss (dB)	TX Antenna Gain (dBi)	Polarization (H/V)
Middle	3451.68	-52.40	-13	-39.40	-66.10	-60.37	4.63	12.60	H
	5177.52	-60.81	-13	-47.81	-78.74	-67.26	6.25	12.70	H
	6903.36	-59.67	-13	-46.67	-79.29	-64.44	8.23	13.00	H
	3451.68	-57.29	-13	-44.29	-68.7	-65.26	4.63	12.6	V
	5177.52	-64.86	-13	-51.86	-78.47	-71.31	6.25	12.7	V
	6903.36	-60.05	-13	-47.05	-79.17	-64.82	8.23	13	V

Remark: Spurious emissions within 30-1000MHz were found more than 20dB below limit line.

LTE Band 4 / 20MHz / QPSK / RB Size 1 Offset 0									
Channel	Frequency (MHz)	EIRP (dBm)	Limit (dBm)	Over Limit (dB)	SPA Reading (dBm)	S.G. Power (dBm)	TX Cable loss (dB)	TX Antenna Gain (dBi)	Polarization (H/V)
Middle	3447.18	-52.64	-13	-39.64	-66.34	-60.61	4.63	12.60	H
	5170.77	-60.84	-13	-47.84	-78.77	-67.29	6.25	12.70	H
	6894.36	-59.23	-13	-46.23	-78.85	-64.00	8.23	13.00	H
	3447.18	-55.79	-13	-42.79	-67.2	-63.76	4.63	12.6	V
	5170.77	-64.88	-13	-51.88	-78.49	-71.33	6.25	12.7	V
	6894.36	-60.18	-13	-47.18	-79.3	-64.95	8.23	13	V

Remark: Spurious emissions within 30-1000MHz were found more than 20dB below limit line.



LTE Band 12 / 1.4MHz / QPSK / RB Size 1 Offset 0									
Channel	Frequency (MHz)	ERP (dBm)	Limit (dBm)	Over Limit (dB)	SPA Reading (dBm)	S.G. Power (dBm)	TX Cable loss (dB)	TX Antenna Gain (dBi)	Polarization (H/V)
Middle	1413.74	-50.27	-13	-37.27	-54.01	-53.24	2.88	8.00	H
	2120.61	-54.45	-13	-41.45	-60.65	-59.45	3.25	10.40	H
	2827.48	-50.98	-13	-37.98	-59.47	-56.46	3.87	11.50	H
	1413.74	-46.82	-13	-33.82	-53.91	-49.79	2.88	8.00	V
	2120.61	-57.75	-13	-44.75	-62.14	-62.75	3.25	10.40	V
	2827.48	-55.29	-13	-42.29	-62.66	-60.77	3.87	11.50	V

Remark: Spurious emissions within 30-1000MHz were found more than 20dB below limit line.

LTE Band 12 / 3MHz / QPSK / RB Size 1 Offset 0									
Channel	Frequency (MHz)	ERP (dBm)	Limit (dBm)	Over Limit (dB)	SPA Reading (dBm)	S.G. Power (dBm)	TX Cable loss (dB)	TX Antenna Gain (dBi)	Polarization (H/V)
Middle	1412.3	-51.93	-13	-38.93	-55.62	-54.90	2.88	8.00	H
	2118.45	-53.99	-13	-40.99	-60.19	-58.99	3.25	10.40	H
	2824.6	-50.49	-13	-37.49	-58.98	-55.97	3.87	11.50	H
	1412.3	-46.33	-13	-33.33	-53.01	-49.30	2.88	8.00	V
	2118.45	-56.62	-13	-43.62	-61.01	-61.62	3.25	10.40	V
	2824.6	-54.16	-13	-41.16	-61.53	-59.64	3.87	11.50	V

Remark: Spurious emissions within 30-1000MHz were found more than 20dB below limit line.



LTE Band 12 / 5MHz / QPSK / RB Size 1 Offset 0									
Channel	Frequency (MHz)	ERP (dBm)	Limit (dBm)	Over Limit (dB)	SPA Reading (dBm)	S.G. Power (dBm)	TX Cable loss (dB)	TX Antenna Gain (dBi)	Polarization (H/V)
Middle	1410.5	-50.73	-13	-37.73	-54.69	-53.70	2.88	8.00	H
	2115.75	-55.33	-13	-42.33	-61.53	-60.33	3.25	10.40	H
	2821	-51.08	-13	-38.08	-59.57	-56.56	3.87	11.50	H
	1410.5	-45.93	-13	-32.93	-52.32	-48.90	2.88	8.00	V
	2115.75	-56.34	-13	-43.34	-60.73	-61.34	3.25	10.40	V
	2821	-54.01	-13	-41.01	-61.38	-59.49	3.87	11.50	V

Remark: Spurious emissions within 30-1000MHz were found more than 20dB below limit line.

LTE Band 12 / 10MHz / QPSK / RB Size 1 Offset 0									
Channel	Frequency (MHz)	ERP (dBm)	Limit (dBm)	Over Limit (dB)	SPA Reading (dBm)	S.G. Power (dBm)	TX Cable loss (dB)	TX Antenna Gain (dBi)	Polarization (H/V)
Middle	1406	-50.82	-13	-37.82	-54.82	-53.79	2.88	8.00	H
	2109	-57.31	-13	-44.31	-63.51	-62.31	3.25	10.40	H
	2812	-50.93	-13	-37.93	-59.42	-56.41	3.87	11.50	H
	1406	-46.17	-13	-33.17	-52.71	-49.14	2.88	8.00	V
	2109	-57.22	-13	-44.22	-61.61	-62.22	3.25	10.40	V
	2812	-53.89	-13	-40.89	-61.26	-59.37	3.87	11.50	V

Remark: Spurious emissions within 30-1000MHz were found more than 20dB below limit line.