



EN User manual

Intended use

This BLE TRX Stick is a Bluetooth Low Energy Beacon for indoor positioning using a mobile device. It is designed to be installed in Pricer infrastructure only.

FR Manuel utilisateur

Utilisation prévue

Ce BLE TRX Stick est un Beacon Bluetooth Low Energy pour le positionnement "indoor" à l'aide d'un appareil mobile. Il est conçu pour être installé dans les infrastructures de Pricer seulement.



WARNING!

- Be careful not to bend the BLE TRX Stick or damage the locking pin. Do not use the stick if the locking pin is damaged. Replace the BLE TRX Stick if damaged.
- Do not connect to an Ethernet or a Power Over Ethernet (POE) port.
- Take appropriate safety measures when installing the BLE TRX Stick at high height.



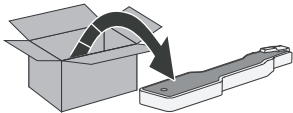
ATTENTION!

- Veillez à ne pas plier le BLE TRX Stick ou d'endommager la goupille de verrouillage. Ne pas utiliser le Stick si la goupille de verrouillage est endommagée. Remplacez le Stick s'il est endommagé.
- Ne pas se connecter à un réseau Ethernet ou un Power Over Ethernet (POE) port.
- Prendre des mesures de sécurité appropriées lors de l'installation du Stick à grande hauteur.

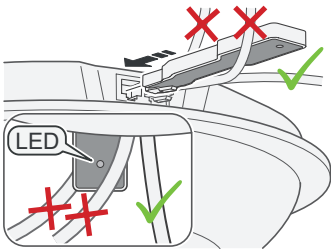
Installation

1. Power OFF the Pricer system by switching off the PSU (power supply unit).

2.



3.



4. When all BLE TRX Sticks are installed, power ON the Pricer system by turning on the PSU.

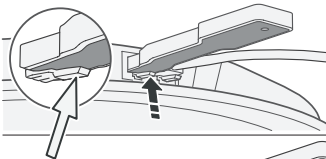
5. Check that the LED starts blinking green:

Three quick blinks	System is booting
One blink per sec	Normal operation
No blink	Faulty unit

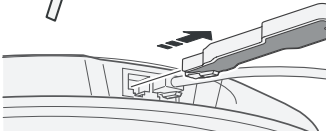
6. If the LED does not blink, remove the BLE TRX Stick (see below) and install it again. If the LED still fails to blink, replace the stick. When all BLE TRX Sticks are installed, power ON the Pricer system by turning on the PSU.

Removal

1.



2.



Disposal

Waste of electrical and electronic equipment must not be disposed as unsorted municipal waste (RoHS and WEEE). Dispose the product separately in accordance with applicable federal, state and local regulations.



Specifications

- Model number: 25081 BLE TRX Stick.
- Size: 85 × 22 × 8 mm.
- Weight: 12 g.
- Connecting port: RJ45 modular jack connector.
- Supply voltage: +48 V DC.

Contact information

PRICER



www.pricer.com

Västra Järnvägsgatan 7
SE-11164 Stockholm, Sweden

Original language: EN.
Version: EN-02-OCT2015
© 2015 Pricer AB
All rights reserved

Compliance

FCC compliance statement

This equipment has been tested and found to comply with the limits for a Class B digital device, pursuant to Part 15 of the FCC Rules. Operation is subject to the following conditions:

- (1) this device may not cause harmful interference, and
- (2) this device must accept any interference received, including interference that may cause undesired operation.

These limits are designed to provide reasonable protection against harmful interference in a residential installation. This equipment generates, uses and can radiate radio frequency energy and, if not installed and used in accordance with the instructions, may cause harmful interference to radio communications. However, there is no guarantee that interference will not occur in a particular installation.

If this equipment does cause harmful interference to radio or television reception, which can be determined by turning the equipment off and on, the user is encouraged to try to correct the interference by one or more of the following measures:

- Reorient or relocate the receiving antenna.
- Increase the separation between the equipment and receiver.
- Connect the equipment into an outlet on a circuit different from that to which the receiver is connected.
- Consult the dealer or an experienced radio/TV technician for help.

Changes or modifications not expressly approved by the party responsible for compliance could void the user's authority to operate the equipment.

Industry Canada certification/Certification Industrie Canada

This device complies with Industry Canada license exempt RSS standard(s). Operation is subject to the following two conditions: (1) this device may not cause interference, and (2) this device must accept any interference, including interference that may cause undesired operation of the device.

Le présent appareil est conforme aux CNR d'Industrie Canada applicables aux appareils radio exempts de licence. L'exploitation est autorisée aux deux conditions suivantes : (1) l'appareil ne doit pas produire de brouillage, et (2) l'utilisateur de l'appareil doit accepter tout brouillage radioélectrique subi, même si le brouillage est susceptible d'en compromettre le fonctionnement.

Certification

The system complies with the European Electromagnetic Compatibility Directive 2004/108/EC.

FCC ID: 2ACC825081

IC: 20234-25081

