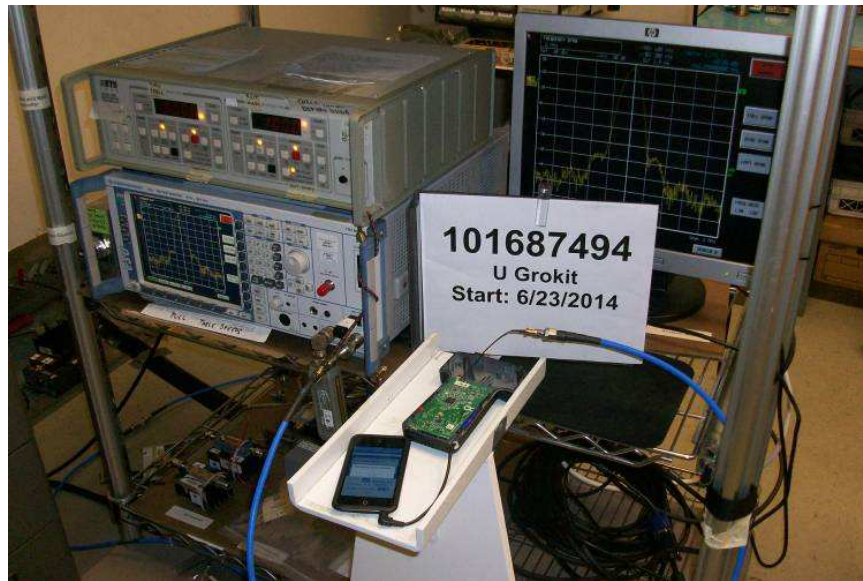



Model: GR-1.5-915 Test Setup Photos

Setup Photographs: RF Conducted Port Measurements (ESU Receiver)



Model: GR-1.5-915 Test Setup Photos

Setup Photographs: RF Conducted Port Measurements (R&S EMC Receiver)



Model: GR-1.5-915 Test Setup Photos

Setup Photographs: Radiated Field Measurements

Product Test Axis 1 – EUT Flat on Table



Product Test Axis 2 – EUT Vertical



Product Test Axis 3 – EUT Vertical & Rotated 90°



Model: GR-1.5-915 Test Setup Photos

Setup Photographs: Radiated Field Measurements

BiLog Antenna – 30MHz to 1000MHz



Horn Antenna – 1GHz to 10GHz



Model: GR-1.5-915 Test Setup Photos

Setup Photographs: Radiated Field Measurements

Front-View




Rear-View



Model: GR-1.5-915 Test Setup Photos

Setup Photographs: AC Conducted Measurements

Front View



Side-View

