


## 17. Photographs of EUT










Test Setup for Powerline Conducted Emissions (AC Mains)




Test Setup for Powerline Conducted Emissions (AC Mains)





Test Setup for Spurious Radiated Emissions – Antenna Polarization Horizontal



Test Setup for Spurious Radiated Emissions – Antenna Polarization Vertical





Test Setup for Frequency Stability



Test Setup for Frequency Stability