



USER MANUAL SMART BRACELET

Downloading the App

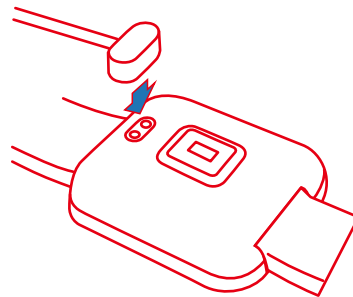
Scan the following QR code, download and install the App.



Scan QR Code and Download

Charging and Active

Charging the device to active before the first time using;To charge your device,plug the charging cable into the adapter or USB port on your computer.



Pairing

Open the App and set up your profile



Go to the 「Device」 , Click 「Add a Device」



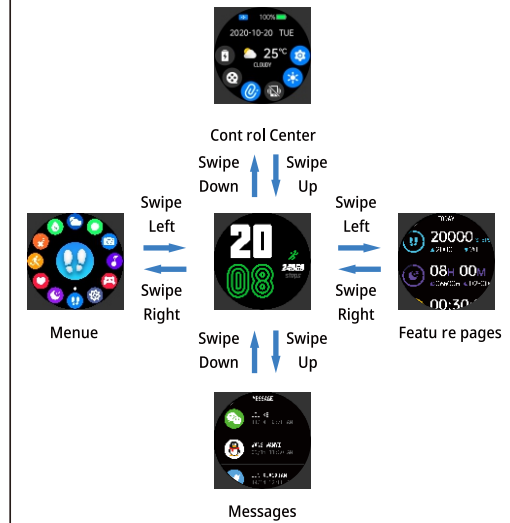
Choose your device on the scanning list



Finish

The MAC address on the “Setting” -” About” page could help you indntify your evicne on the scanning list.

Use the Touch Screen

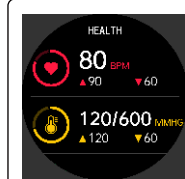


Smart Watch Features



Sleep


If you keep wearing Smart Watch in you sheep,it can provide the hours slept and quality of sleep stats on both the screen and the APP.
NOTE:Sleep stats reset to zero at 8:00 pm.



Heart Rate Test

The Smart Watch could record your heart rate all day.
You also could tap on the page to start measuring heat rate.

Smart Watch Features



Sports

Smart Watch automatically tracks Steps taken on the screen.
NOTE:Your movement stats reset to zero at midnight.



Training


Tap the training icon on the menu to start a new training measure recording,there aer 21 sport modes to be chosen.
The last training recording will be shown on the training page.

Smart Watch Features



Blood pressure Test

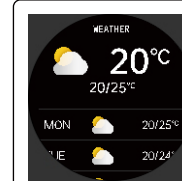
Tap on the blood pressure page to start measuring your blood pressuer.
On the blood pressure page,It can show the blood pressure measured data of the last times.



Game

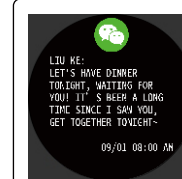
Two puzzle games :”YOUNG BIRD” and ”2048”.

Smart Watch Features



Weather

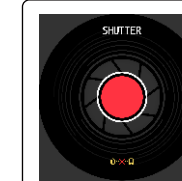
It could show the weather info of current and tomorrow on the weather page.
Weather info is synced after connecting with the APP,it will not be updated after along disconnected.



Messages Reminder

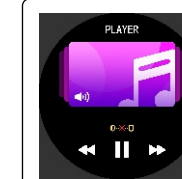
The devic can sync incoming notifications from Twitter,Facebook,Whatsapp,Instagram etc.
Recently 5 messages can be stored.
NOTE:You can switch on/off the incoming notification in the app.

Smart Watch Features



Remote Shutter

After connecting the device,you can remote control the camera on your phone.



Player Shutter

After connecting the device,you can remote control the music player on your phone.

Smart Watch Features



Other Features

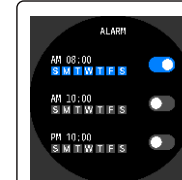
Other features include stopwatch,alarm,timer,brightness s,mute on/off,theater mode,factory reset,power off and about.



Stop Watch

Tap the start button on stopwatch page to start timing,and tap the stop button to stop timing.

Smart Watch Features



Silent Alarms


Set up the alarm on the APP,the device will vibrate to remind on time.



Theater Mode

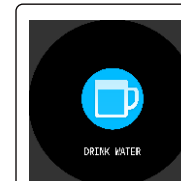
The device will Turn off the vibration and trun off the brightness when the theater mode is truned on.
NOTE:You can trun on/off the theater mode in the control center.

Smart Watch Features



Remind to Move

The device will vibrate to remind you to make a relax after 1 hour sitting.
NOTE:You can switch on/off the feature in the APP.



Remind to Drink

The smart watch will remind you “Time to Drink Sone Water” at the planned drinking time.
NOTE:You can set the feature in the app.

Getting to Know Your Device

1.Using in Wet Conditions

Your device is water-resistant,which means it is rain-proof and splash-proof and can stand up to even the sweatiest workout.

NOTE:Do not swim with your Smart Bracelet.We also don't recommend showering with your wristband;though the water won't hurt the device,wearing it 24/7 does not give your skin a chance to breathe.Whenever you get your bracelet wet,dry it thoroughly before putting it back on.

2.Using Quick View

With Quick View you can check the time or the message form your phone on your Smart bracelet without taping.Just turn your wrist towards you and the time screen will appear for a few seconds.

General Info & Specifications

1.Environmental Conditions

Operating temperature:14°F to 122°F(-10°C to 50°C)
Non-operating temperature:-4°F to 140°F(-20°C to 60°C)

2.Size

Fits a wrist between 5.5 and 7.7 inches in circumference.

3.Disposal and Recycling

Please kindly be aware that it is the consumer's responsibility to properly dispose and recycle Smart Bracelet with common household waste,the Smart Bracelet unit is considered electronic equipment collection facility.
For more information,please contact your local electronic equipment waste managemen authority or the retailer where you bought the product.

FCC Warning Statement

Changes or modifications not expressly approved by the party responsible for compliance could void the user's authority to operate the equipment. This equipment has been tested and found to comply with the limits for a Class B digital device, pursuant to Part 15 of the FCC Rules. These limits are designed to provide reasonable protection against harmful interference in a residential installation. This equipment generates uses and can radiate radio frequency energy and, if not installed and used in accordance with the instructions, may cause harmful interference to radio communications. However, there is no guarantee that interference will not occur in a particular installation. If this equipment does cause harmful interference to radio or television reception, which can be determined by turning the equipment off and on, the user is encouraged to try to correct the interference by one or more of the following measures:

- - Reorient or relocate the receiving antenna.
- - Increase the separation between the equipment and receiver.
- - Connect the equipment into an outlet on a circuit different from that to which the receiver is connected.
- - Consult the dealer or an experienced radio/TV technician for help.

This device complies with part 15 of the FCC Rules. Operation is subject to the following two conditions: (1) This device may not cause harmful interference, and (2) this device must accept any interference received, including interference that may cause undesired operation.

The device has been evaluated to meet general RF exposure requirement.