



FCC RF Test Report

APPLICANT : Espressif Systems (Shanghai)
Co.,Ltd.
EQUIPMENT : 2.4GHz Wi-Fi & BLE IoT Module
BRAND NAME : ESPRESSIF
MODEL NAME : ESP8685-WROOM-06
FCC ID : 2AC7Z-ESP868506
STANDARD : FCC Part 15 Subpart C §15.247
CLASSIFICATION : (DTS) Digital Transmission System
TEST DATE(S) : Dec. 11, 2024 ~ Dec. 20, 2024

We, Sporton International Inc. (Kunshan), would like to declare that the tested sample has been evaluated in accordance with the test procedures and has been in compliance with the applicable technical standards.

The test results in this report apply exclusively to the tested model / sample. Without written approval of Sporton International Inc. (Kunshan), the test report shall not be reproduced except in full.

Jason Jia

Approved by: Jason Jia



Sporton International Inc. (Kunshan)

**No. 1098, Pengxi North Road, Kunshan Economic Development Zone Jiangsu Province 215300
People's Republic of China**



TABLE OF CONTENTS

REVISION HISTORY..... 3

SUMMARY OF TEST RESULT 4

1 GENERAL DESCRIPTION..... 5

 1.1 Applicant 5

 1.2 Manufacturer 5

 1.3 Product Feature of Equipment Under Test..... 5

 1.4 Product Specification of Equipment Under Test..... 5

 1.5 Modification of EUT 6

 1.6 Testing Location 6

 1.7 Test Software 6

 1.8 Applicable Standards..... 6

2 TEST CONFIGURATION OF EQUIPMENT UNDER TEST..... 7

 2.1 Carrier Frequency Channel 7

 2.2 Test Mode 8

 2.3 Connection Diagram of Test System 9

 2.4 Support Unit used in test configuration and system 9

 2.5 EUT Operation Test Setup 9

 2.6 Measurement Results Explanation Example..... 10

3 TEST RESULT 11

 3.1 6dB and 99% Bandwidth Measurement 11

 3.2 Output Power Measurement..... 12

 3.3 Power Spectral Density Measurement 13

 3.4 Conducted Band Edges and Spurious Emission Measurement 14

 3.5 Radiated Band Edges and Spurious Emission Measurement 15

 3.6 AC Conducted Emission Measurement..... 19

 3.7 Antenna Requirements 21

4 LIST OF MEASURING EQUIPMENT 22

5 MEASUREMENT UNCERTAINTY 23

APPENDIX A. CONDUCTED TEST RESULTS

APPENDIX B. AC CONDUCTED EMISSION TEST RESULT

APPENDIX C. RADIATED SPURIOUS EMISSION

APPENDIX D. DUTY CYCLE PLOTS

APPENDIX E. SETUP PHOTOGRAPHS



REVISION HISTORY

| REPORT NO. | VERSION | DESCRIPTION | ISSUED DATE |
|------------|---------|-------------------------|---------------|
| FR4N0706A | Rev. 01 | Initial issue of report | Mar. 14, 2025 |
| | | | |
| | | | |
| | | | |
| | | | |
| | | | |
| | | | |
| | | | |
| | | | |
| | | | |
| | | | |
| | | | |
| | | | |
| | | | |
| | | | |
| | | | |
| | | | |
| | | | |
| | | | |
| | | | |



SUMMARY OF TEST RESULT

| Report Section | FCC Rule | Description | Limit | Result | Remark |
|----------------|--------------------|--|-----------------------|-------------|--|
| 3.1 | 15.247(a)(2) | 6dB Bandwidth | ≥ 0.5MHz | Pass | - |
| 3.1 | - | 99% Bandwidth | - | Report only | - |
| 3.2 | 15.247(b)(3) | Peak Output Power | ≤ 30dBm | Pass | - |
| 3.3 | 15.247(e) | Power Spectral Density | ≤ 8dBm/3kHz | Pass | - |
| 3.4 | 15.247(d) | Conducted Band Edges and Spurious Emission | ≤ 20dBc | Pass | - |
| 3.5 | 15.247(d) | Radiated Band Edges and Spurious Emission | 15.209(a) & 15.247(d) | Pass | Under limit 1.94 dB at 2483.50 MHz |
| 3.6 | 15.207 | AC Conducted Emission | 15.207(a) | Pass | Under limit 15.88 dB at 0.184 MHz |
| 3.7 | 15.203 & 15.247(b) | Antenna Requirement | 15.203 & 15.247(b) | Pass | - |

| |
|---|
| Conformity Assessment Condition: |
| 1. The test results (PASS/FAIL) with all measurement uncertainty excluded are presented against the regulation limits or in accordance with the requirements stipulated by the applicant/manufacturer who shall bear all the risks of non-compliance that may potentially occur if measurement uncertainty is taken into account. |
| 2. The measurement uncertainty please refer to each test result in the section "Measurement Uncertainty" |
| Disclaimer: |
| The product specifications of the EUT presented in the test report that may affect the test assessments are declared by the manufacturer who shall take full responsibility for the authenticity. |



1 General Description

1.1 Applicant

Espressif Systems (Shanghai) Co.,Ltd.

Suite 204, Block 2, 690 Bibo Road, Zhang Jiang Hi-Tech Park, Shanghai, China

1.2 Manufacturer

Espressif Systems (Shanghai) Co.,Ltd.

Suite 204, Block 2, 690 Bibo Road, Zhang Jiang Hi-Tech Park, Shanghai, China

1.3 Product Feature of Equipment Under Test

| Product Feature | |
|-----------------|--|
| Equipment | 2.4GHz Wi-Fi & BLE IoT Module |
| Brand Name | ESPRESSIF |
| Model Name | ESP8685-WROOM-06 |
| FCC ID | 2AC7Z-ESP868506 |
| SN Code | Conducted: 6055F9CE910C Conduction/ Radiation: 6055F9CEB5F4 |
| HW Version | V1.0 |
| SW Version | v1.1.3.4 |
| EUT Stage | Identical Prototype |

Remark: The above EUT's information was declared by manufacturer. Please refer to the specifications or user's manual for more detailed description.

1.4 Product Specification of Equipment Under Test

| Standards-related Product Specification | |
|---|--|
| Tx/Rx Frequency Range | 2402 MHz ~ 2480 MHz |
| Number of Channels | 40 |
| Carrier Frequency of Each Channel | 40 Channel(37 hopping + 3 advertising channel) |
| Maximum Output Power to Antenna | BLE 1Mbps: 16.18 dBm (0.0415 W) BLE 2Mbps: 16.36 dBm (0.0433 W) BLE 125Kbps: 16.04 dBm (0.0402 W) BLE 500Kbps: 15.97 dBm (0.0395 W) |
| 99% Occupied Bandwidth | BLE 1Mbps:1.071MHz BLE 2Mbps:2.082MHz BLE 125Kbps:1.103MHz BLE 500Kbps:1.087MHz |
| Antenna Type / Gain | PCB Antenna type with gain 3.96 dBi |
| Type of Modulation | Bluetooth LE : GFSK |

Remark: For BLE 1Mbps & 125Kbps & 500Kbps mode, the whole testing has assessed BLE 1Mbps mode by referring to the higher conducted power.



1.5 Modification of EUT

No modifications are made to the EUT during all test items.

1.6 Testing Location

Sporton International Inc. (Kunshan) is accredited to ISO/IEC 17025:2017 by American Association for Laboratory Accreditation with Certificate Number 5145.02.

| | | | |
|---------------------------|--|----------------------------|---------------------------------------|
| Test Firm | Sporton International Inc. (Kunshan) | | |
| Test Site Location | No. 1098, Pengxi North Road, Kunshan Economic Development Zone Jiangsu Province 215300 People's Republic of China TEL : +86-512-57900158 | | |
| Test Site No. | Sporton Site No. | FCC Designation No. | FCC Test Firm Registration No. |
| | CO01-KS 03CH05-KS TH01-KS | CN1257 | 314309 |

1.7 Test Software

| Item | Site | Manufacturer | Name | Version |
|------|-----------|--------------|--------------------------------------|-------------|
| 1. | TH01-KS | Tonscend | JS1120-3 test system China_210602 | 3.3.10 |
| 2. | 03CH05-KS | AUDIX | E3 | 210616 |
| 3. | CO01-KS | AUDIX | E3 | 6.2009-8-24 |

1.8 Applicable Standards

According to the specifications of the manufacturer, the EUT must comply with the requirements of the following standards:

- ♦ 47 CFR Part 15 Subpart C §15.247
- ♦ FCC KDB 558074 D01 15.247 Meas Guidance v05r02
- ♦ ANSI C63.10-2013

Remark: All test items were verified and recorded according to the standards and without any deviation during the test.



2 Test Configuration of Equipment Under Test

2.1 Carrier Frequency Channel

| Frequency Band | Channel | Freq. (MHz) | Channel | Freq. (MHz) |
|-----------------|---------|-------------|---------|-------------|
| 2400-2483.5 MHz | 0 | 2402 | 21 | 2444 |
| | 1 | 2404 | 22 | 2446 |
| | 2 | 2406 | 23 | 2448 |
| | 3 | 2408 | 24 | 2450 |
| | 4 | 2410 | 25 | 2452 |
| | 5 | 2412 | 26 | 2454 |
| | 6 | 2414 | 27 | 2456 |
| | 7 | 2416 | 28 | 2458 |
| | 8 | 2418 | 29 | 2460 |
| | 9 | 2420 | 30 | 2462 |
| | 10 | 2422 | 31 | 2464 |
| | 11 | 2424 | 32 | 2466 |
| | 12 | 2426 | 33 | 2468 |
| | 13 | 2428 | 34 | 2470 |
| | 14 | 2430 | 35 | 2472 |
| | 15 | 2432 | 36 | 2474 |
| | 16 | 2434 | 37 | 2476 |
| | 17 | 2436 | 38 | 2478 |
| | 18 | 2438 | 39 | 2480 |
| | 19 | 2440 | - | - |
| 20 | 2442 | - | - | |



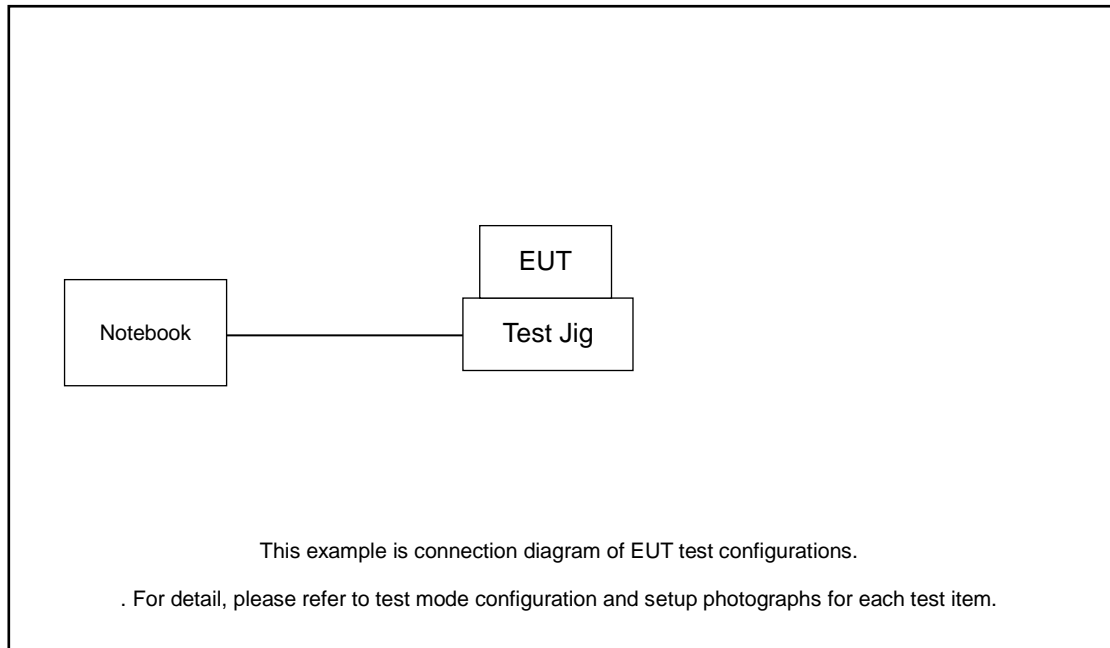
2.2 Test Mode

- a. The EUT has been associated with peripherals and configuration operated in a manner tended to maximize its emission characteristics in a typical application. Frequency range investigated: conduction emission (150 kHz to 30 MHz), radiation emission (9 kHz to the 10th harmonic of the highest fundamental frequency or to 40 GHz, whichever is lower). For radiated measurement, pre-scanned in three orthogonal panels, X, Y, Z. The worst cases (Y plane) were recorded in this report.
- b. AC power line Conducted Emission was tested under maximum output power.

The following summary table is showing all test modes to demonstrate in compliance with the standard.

| Summary table of Test Cases | |
|---|---|
| Test Item | Data Rate / Modulation |
| | Bluetooth – LE / GFSK |
| Conducted TCs | Mode 1: Bluetooth Tx CH00_2402 MHz_BLE 1Mbps Mode 2: Bluetooth Tx CH19_2440 MHz_BLE 1Mbps Mode 3: Bluetooth Tx CH39_2480 MHz_BLE 1Mbps Mode 4: Bluetooth Tx CH00_2402 MHz_BLE 2Mbps Mode 5: Bluetooth Tx CH19_2440 MHz_BLE 2Mbps Mode 6: Bluetooth Tx CH39_2480 MHz_BLE 2Mbps Mode 7: Bluetooth Tx CH00_2402 MHz_BLE 125Kbps Mode 8: Bluetooth Tx CH19_2440 MHz_BLE 125Kbps Mode 9: Bluetooth Tx CH39_2480 MHz_BLE 125Kbps Mode 10: Bluetooth Tx CH00_2402 MHz_BLE 500Kbps Mode 11: Bluetooth Tx CH19_2440 MHz_BLE 500Kbps Mode 12: Bluetooth Tx CH39_2480 MHz_BLE 500Kbps |
| Radiated TCs | Mode 1: Bluetooth Tx CH00_2402 MHz_BLE 1Mbps Mode 2: Bluetooth Tx CH19_2440 MHz_BLE 1Mbps Mode 3: Bluetooth Tx CH39_2480 MHz_BLE 1Mbps Mode 4: Bluetooth Tx CH00_2402 MHz_BLE 2Mbps Mode 5: Bluetooth Tx CH19_2440 MHz_BLE 2Mbps Mode 6: Bluetooth Tx CH39_2480 MHz_BLE 2Mbps |
| AC Conducted Emission | Mode 1: BT TX + charging from Test Jig |
| Remark: For Radiated Test Cases, The tests were performance with Notebook. | |

2.3 Connection Diagram of Test System



2.4 Support Unit used in test configuration and system

| Item | Equipment | Trade Name | Model Name | FCC ID | Data Cable | Power Cord |
|------|-----------|------------|------------|---------------|------------|---|
| 1. | Notebook | Lenovo | G480 | QDS-BRCM1050I | N/A | shielded cable DC O/P 1.8m , Unshielded AC I/P cable 1.8m |
| 2. | WLAN AP | D-link | DIR-655 | KA21R655B1 | N/A | Unshielded, 1.8m |
| 3. | Hard disk | N/A | N/A | N/A | N/A | N/A |
| 4. | Test Jig | N/A | N/A | N/A | N/A | N/A |

2.5 EUT Operation Test Setup

For BLE function, the engineering test program was provided and enabled to make EUT continuous transmit.



2.6 Measurement Results Explanation Example

For all conducted test items:

The offset level is set in the spectrum analyzer to compensate the RF cable loss and attenuator factor between EUT conducted output port and spectrum analyzer. With the offset compensation, the spectrum analyzer reading level is exactly the EUT RF output level.

Example :

The spectrum analyzer offset is derived from RF cable loss and attenuator factor.

Offset = RF cable loss + attenuator factor.

Following shows an offset computation example with cable loss 11.56 dB and 10dB attenuator.

$$\begin{aligned} \text{Offset(dB)} &= \text{RF cable loss(dB)} + \text{attenuator factor(dB)}. \\ &= 11.56 + 10 = 21.56 \text{ (dB)} \end{aligned}$$

3 Test Result

3.1 6dB and 99% Bandwidth Measurement

3.1.1 Limit of 6dB and 99% Bandwidth

The minimum 6 dB bandwidth shall be at least 500 kHz.

3.1.2 Measuring Instruments

The section 4.0 of List of Measuring Equipment of this test report is used for test.

3.1.3 Test Procedures

1. The testing follows ANSI C63.10-2013 clause 11.8
2. The RF output of EUT was connected to the spectrum analyzer by RF cable and attenuator. The path loss was compensated to the results for each measurement.
3. Set to the maximum power setting and enable the EUT transmit continuously.
4. Make the measurement with the spectrum analyzer's resolution bandwidth (RBW) = 100 kHz. Set the Video bandwidth (VBW) = 300 kHz. In order to make an accurate measurement. The 6 dB bandwidth must be greater than 500 kHz.
5. For 99% Bandwidth Measurement, the spectrum analyzer's resolution bandwidth (RBW) is set 1% to 5% of the 99% OBW and the VBW is set to 3 times of the RBW.
6. Measure and record the results in the test report.

3.1.4 Test Setup



3.1.5 Test Result of 6dB and 99% Occupied Bandwidth

Please refer to Appendix A.

3.2 Output Power Measurement

3.2.1 Limit of Output Power

For systems using digital modulation in the 2400-2483.5MHz, the limit for peak output power is 30dBm. If transmitting antenna of directional gain greater than 6dBi is used, the peak output power from the intentional radiator shall be reduced below the above stated value by the amount in dB that the directional gain of the antenna exceeds 6 dBi. In case of point-to-point operation, the limit has to be reduced by 1dB for every 3dB that the directional gain of the antenna exceeds 6dBi.

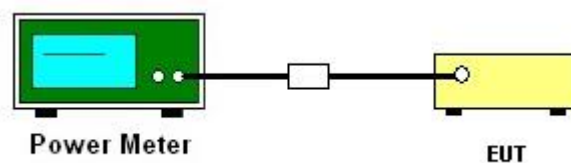
3.2.2 Measuring Instruments

The section 4.0 of List of Measuring Equipment of this test report is used for test.

3.2.3 Test Procedures

1. The testing follows the Measurement Procedure of ANSI C63.10-2013 clause 11.9.1.3 PKPM1 Peak power meter or ANSI C63.10-2013 clause 11.9.2.3.1 Method AVGPM method.
2. The RF output of EUT was connected to the power meter by RF cable and attenuator. The path loss was compensated to the results for each measurement.
3. Set to the maximum power setting and enable the EUT transmit continuously.
4. Measure the conducted output power and record the results in the test report.

3.2.4 Test Setup



3.2.5 Test Result of Peak Output Power

Please refer to Appendix A.

3.2.6 Test Result of Average Output Power (Reporting Only)

Please refer to Appendix A.

3.3 Power Spectral Density Measurement

3.3.1 Limit of Power Spectral Density

The peak power spectral density shall not be greater than 8dBm in any 3kHz band at any time interval of continuous transmission.

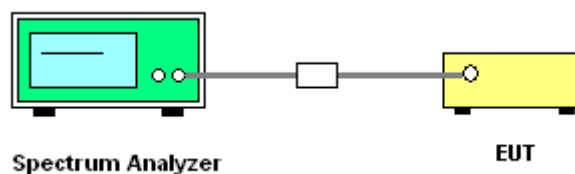
3.3.2 Measuring Instruments

The section 4.0 of List of Measuring Equipment of this test report is used for test.

3.3.3 Test Procedures

1. The testing follows Measurement Procedure of ANSI C63.10-2013 clause 11.10.2 Method PKPSD.
2. The RF output of EUT was connected to the spectrum analyzer by RF cable and attenuator. The path loss was compensated to the results for each measurement.
3. Set to the maximum power setting and enable the EUT transmit continuously.
4. Make the measurement with the spectrum analyzer's resolution bandwidth (RBW) = 3 kHz. Video bandwidth VBW = 10 kHz In order to make an accurate measurement, set the span to 1.5 times DTS Channel Bandwidth. (6dB BW)
5. Detector = peak, Sweep time = auto couple, Trace mode = max hold, Allow trace to fully stabilize. Use the peak marker function to determine the maximum power level.
6. Measure and record the results in the test report.
7. The Measured power density (dBm)/ 100kHz is a reference level and used as 20dBc down limit line for Conducted Band Edges and Conducted Spurious Emission.

3.3.4 Test Setup



3.3.5 Test Result of Power Spectral Density

Please refer to Appendix A.

3.4 Conducted Band Edges and Spurious Emission Measurement

3.4.1 Limit of Conducted Band Edges and Spurious Emission

All harmonics/spurious must be at least 20 dB down from the highest emission level within the authorized band.

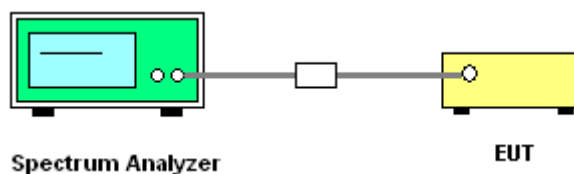
3.4.2 Measuring Instruments

The section 4.0 of List of Measuring Equipment of this test report is used for test.

3.4.3 Test Procedure

1. The testing follows ANSI C63.10-2013 clause 11.13
2. The RF output of EUT was connected to the spectrum analyzer by RF cable and attenuator. The path loss was compensated to the results for each measurement.
3. Set to the maximum power setting and enable the EUT transmit continuously.
4. Set RBW = 100 kHz, VBW=300 kHz, Peak Detector. Unwanted Emissions measured in any 100 kHz bandwidth outside of the authorized frequency band shall be attenuated by at least 20 dB relative to the maximum in-band peak PSD level in 100 kHz when maximum peak conducted output power procedure is used. If the transmitter complies with the conducted power limits based on the use of RMS averaging over a time interval, the attenuation required under this paragraph shall be 30 dB instead of 20 dB.
5. Measure and record the results in the test report.
6. The RF fundamental frequency should be excluded against the limit line in the operating frequency band.

3.4.4 Test Setup



3.4.5 Test Result of Conducted Band Edges Plots

Please refer to Appendix A.

3.4.6 Test Result of Conducted Spurious Emission Plots

Please refer to Appendix A.



3.5 Radiated Band Edges and Spurious Emission Measurement

3.5.1 Limit of Radiated Band Edges and Spurious Emission

In any 100 kHz bandwidth outside the intentional radiator frequency band, all harmonics/spurious must be at least 20 dB below the highest emission level within the authorized band. If the output power of this device was measured by spectrum analyzer, the attenuation under this paragraph shall be 30 dB instead of 20 dB. In addition, radiated emissions which fall in the restricted bands must also comply with the limits as below.

| Frequency (MHz) | Field Strength (microvolts/meter) | Measurement Distance (meters) |
|-----------------|-----------------------------------|-------------------------------|
| 0.009 – 0.490 | 2400/F(kHz) | 300 |
| 0.490 – 1.705 | 24000/F(kHz) | 30 |
| 1.705 – 30.0 | 30 | 30 |
| 30 – 88 | 100 | 3 |
| 88 – 216 | 150 | 3 |
| 216 - 960 | 200 | 3 |
| Above 960 | 500 | 3 |

3.5.2 Measuring Instruments

The section 4.0 of List of Measuring Equipment of this test report is used for test.

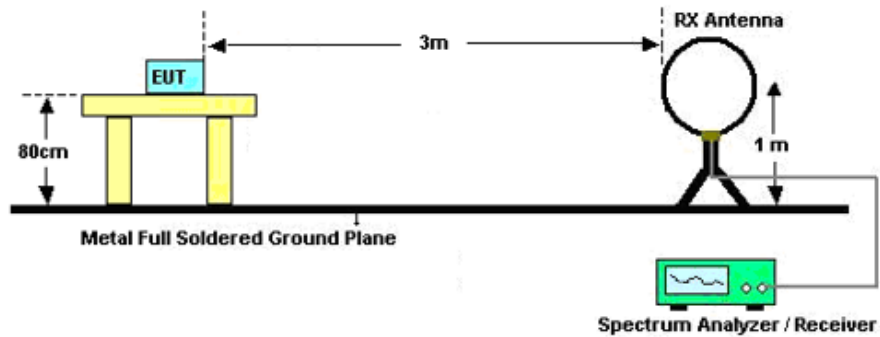


3.5.3 Test Procedures

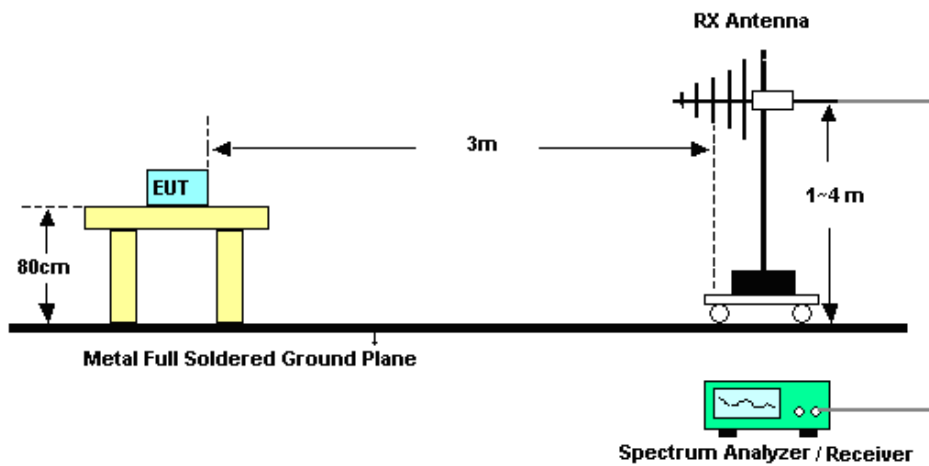
1. The testing follows ANSI C63.10-2013 clause 11.11 & 11.12
2. The EUT was arranged to its worst case and then tune the antenna tower (from 1 m to 4 m) and turntable (from 0 degree to 360 degrees) to find the maximum reading. A pre-amp and a high pass filter are used for the test in order to get better signal level.
3. The EUT was placed on a turntable with 0.8 meter for frequency below 1GHz and 1.5 meter for frequency above 1GHz respectively above ground.
4. The EUT was set 3 meters from the interference receiving antenna, which was mounted on the top of a variable height antenna tower.
5. Corrected Reading: Antenna Factor + Cable Loss + Read Level - Preamp Factor = Level
6. For testing below 1GHz, if the emission level of the EUT in peak mode was 3 dB lower than the limit specified, then peak values of EUT will be reported, otherwise, the emissions will be repeated one by one using the CISPR quasi-peak method and reported.
7. For testing above 1GHz, the emission level of the EUT in peak mode was 20dB lower than peak limit (that means the emission level in average mode also complies with the limit in average mode), then peak values of EUT will be reported, otherwise, the emissions will be measured in average mode again and reported.
8. Use the following spectrum analyzer settings:
 - (1) Span shall wide enough to fully capture the emission being measured;
 - (2) Set RBW=100 kHz for $f < 1$ GHz; $VBW \geq RBW$; Sweep = auto; Detector function = peak; Trace = max hold;
 - (3) Set RBW = 1 MHz, VBW= 3MHz for $f \geq 1$ GHz for peak measurement.
For average measurement:
 - $VBW = 10$ Hz, when duty cycle is no less than 98 percent.
 - $VBW \geq 1/T$, when duty cycle is less than 98 percent where T is the minimum transmission duration over which the transmitter is on and is transmitting at its maximum power control level for the tested mode of operation.

3.5.4 Test Setup

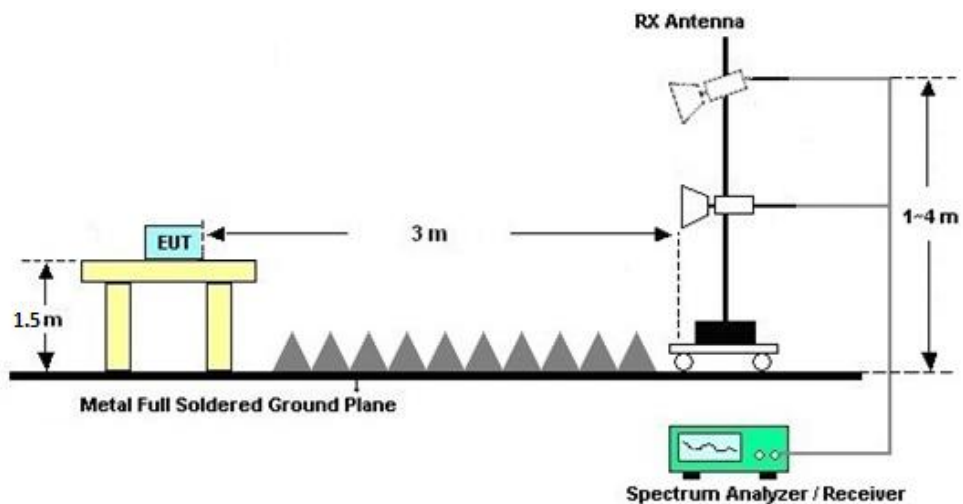
For radiated emissions below 30MHz



For radiated emissions from 30MHz to 1GHz



For radiated emissions above 1GHz





3.5.5 Test Results of Radiated Spurious Emissions (9 kHz ~ 30 MHz)

The low frequency, which started from 9 kHz to 30MHz, was pre-scanned and the result which was 20dB lower than the limit line was not reported.

There is a comparison data of both open-field test site and semi-Anechoic chamber, and the result came out very similar.

3.5.6 Test Result of Radiated Spurious at Band Edges

Please refer to Appendix C.

3.5.7 Duty Cycle

Please refer to Appendix D.

3.5.8 Test Result of Radiated Spurious Emission (30MHz ~ 10th Harmonic or 40GHz, whichever is lower)

Please refer to Appendix C.



3.6 AC Conducted Emission Measurement

3.6.1 Limit of AC Conducted Emission

For equipment that is designed to be connected to the public utility (AC) power line, the radio frequency voltage that is conducted back onto the AC power line on any frequency or frequencies within the band 150 kHz to 30 MHz shall not exceed the limits in the following table.

| Frequency of emission (MHz) | Conducted limit (dBµV) | |
|-----------------------------|------------------------|-----------|
| | Quasi-peak | Average |
| 0.15-0.5 | 66 to 56* | 56 to 46* |
| 0.5-5 | 56 | 46 |
| 5-30 | 60 | 50 |

*Decreases with the logarithm of the frequency.

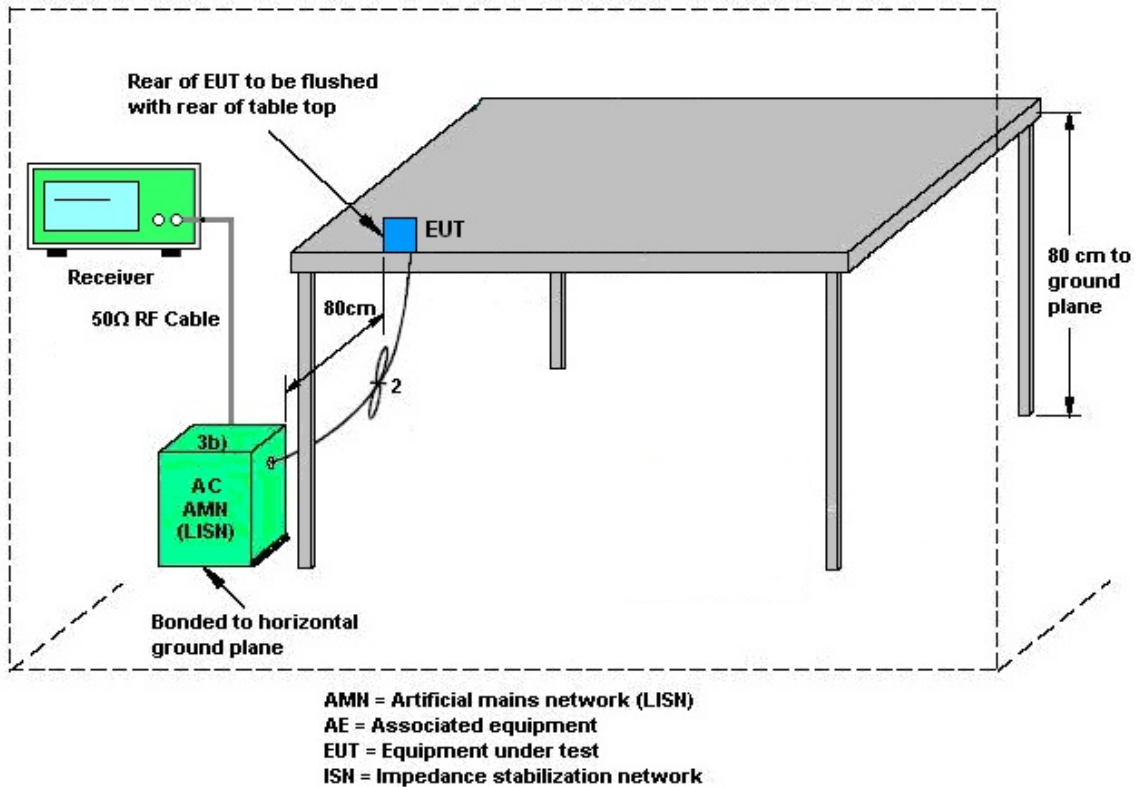
3.6.2 Measuring Instruments

The section 4.0 of List of Measuring Equipment of this test report is used for test.

3.6.3 Test Procedures

1. The EUT was placed 0.4 meter from the conducting wall of the shielding room was kept at least 80 centimeters from any other grounded conducting surface.
2. Connect EUT to the power mains through a line impedance stabilization network (LISN).
3. All the support units are connecting to the other LISN.
4. The LISN provides 50 ohm coupling impedance for the measuring instrument.
5. The FCC states that a 50 ohm, 50 microhenry LISN should be used.
6. Both sides of AC line were checked for maximum conducted interference.
7. The frequency range from 150 kHz to 30 MHz was searched.
8. Set the test-receiver system to Peak Detect Function and specified bandwidth (IF Bandwidth = 9kHz) with Maximum Hold Mode. Then measurement is also conducted by Average Detector and Quasi-Peak Detector Function respectively.

3.6.4 Test Setup



3.6.5 Test Result of AC Conducted Emission

Please refer to Appendix B.



3.7 Antenna Requirements

3.7.1 Standard Applicable

If directional gain of transmitting antennas is greater than 6dBi, the power shall be reduced by the same level in dB comparing to gain minus 6dBi. The use of a permanently attached antenna or of an antenna that uses a unique coupling to the intentional radiator shall be considered sufficient to comply with the rule.

3.7.2 Antenna Anti-Replacement Construction

An embedded-in antenna design is used.

3.7.3 Antenna Gain

The antenna peak gain of EUT is less than 6 dBi. Therefore, it is not necessary to reduce maximum peak output power limit.



4 List of Measuring Equipment

| Instrument | Manufacturer | Model No. | Serial No. | Characteristics | Calibration Date | Test Date | Due Date | Remark |
|--------------------------------------|--------------|-----------|------------------|----------------------------|------------------|---------------|---------------|-----------------------|
| EMI Receiver | R&S | ESCI7 | 100768 | 9kHz~7GHz; | Apr. 18, 2024 | Dec. 15, 2024 | Apr. 17, 2025 | Conduction (CO01-KS) |
| AC LISN (for auxiliary equipment) | MessTec | AN3016 | 060103 | 9kHz~30MHz | Aug. 20, 2024 | Dec. 15, 2024 | Aug. 19, 2025 | Conduction (CO01-KS) |
| AC LISN | MessTec | AN3016 | 060105 | 9kHz~30MHz | Apr. 18, 2024 | Dec. 15, 2024 | Apr. 17, 2025 | Conduction (CO01-KS) |
| AC Power Source | Chroma | 61602 | ABP00000 0811 | AC 0V~300V, 45Hz~1000Hz | Oct. 09, 2024 | Dec. 15, 2024 | Oct. 08, 2025 | Conduction (CO01-KS) |
| EMI Test Receiver | Keysight | N9038A | MY572901 51 | 3Hz~8.5GHz;M ax 30dBm | Jul. 04, 2024 | Dec. 11, 2024 | Jul. 03, 2025 | Radiation (03CH05-KS) |
| EXA Spectrum Analyzer | Keysight | N9010B | MY602421 26 | 10Hz-44G,MAX 30dB | Oct. 10, 2024 | Dec. 11, 2024 | Oct. 09, 2025 | Radiation (03CH05-KS) |
| Loop Antenna | R&S | HFH2-Z2E | 101125 | 9kHz~30MHz | Sep. 08, 2024 | Dec. 11, 2024 | Sep. 07, 2025 | Radiation (03CH05-KS) |
| Bilog Antenna | TeseQ | CBL6111D | 49921 | 30MHz-1GHz | Apr. 18, 2024 | Dec. 11, 2024 | Apr. 17, 2025 | Radiation (03CH05-KS) |
| Double Ridge Horn Antenna | ETS-Lindgren | 3117 | 00218642 | 1GHz~18GHz | Apr. 11, 2024 | Dec. 11, 2024 | Apr. 10, 2025 | Radiation (03CH05-KS) |
| SHF-EHF Horn | Com-power | AH-840 | 101093 | 18GHz~40GHz | Jan. 06, 2024 | Dec. 11, 2024 | Jan. 05, 2025 | Radiation (03CH05-KS) |
| Amplifier | SONOMA | 310N | 381512 | 9KHz-1GHz | Jan. 02, 2024 | Dec. 11, 2024 | Jan. 01, 2025 | Radiation (03CH05-KS) |
| Amplifier | EM | EM18G40GA | 060852 | 18~40GHz | Jan. 02, 2024 | Dec. 11, 2024 | Jan. 01, 2025 | Radiation (03CH05-KS) |
| high gain Amplifier | EM | EM01G18GA | 060843 | 1Ghz-18Ghz | Jan. 03, 2024 | Dec. 11, 2024 | Jan. 02, 2025 | Radiation (03CH05-KS) |
| Amplifier | EM | EM01G18GA | 060833 | 1Ghz-18Ghz | Jan. 03, 2024 | Dec. 11, 2024 | Jan. 02, 2025 | Radiation (03CH05-KS) |
| AC Power Source | Chroma | 61601 | F1040900 04 | N/A | NCR | Dec. 11, 2024 | NCR | Radiation (03CH05-KS) |
| Turn Table | ChamPro | EM 1000-T | 060762-T | 0~360 degree | NCR | Dec. 11, 2024 | NCR | Radiation (03CH05-KS) |
| Antenna Mast | ChamPro | EM 1000-A | 060762-A | 1 m~4 m | NCR | Dec. 11, 2024 | NCR | Radiation (03CH05-KS) |
| Spectrum Analyzer | R&S | FSV40 | 101040 | 10Hz~40GHz | Oct. 10, 2024 | Dec. 20, 2024 | Oct. 09, 2025 | Conducted (TH01-KS) |
| Pulse Power Senor | Anritsu | MA2411B | 0917070 | 300MHz~40GH z | Jan. 02, 2024 | Dec. 20, 2024 | Jan. 01, 2025 | Conducted (TH01-KS) |
| Power Meter | Anritsu | ML2495A | 1005002 | 50MHz Bandwidth | Jan. 02, 2024 | Dec. 20, 2024 | Jan. 01, 2025 | Conducted (TH01-KS) |

NCR: No Calibration Required



5 Measurement Uncertainty

The measurement uncertainties shown below were calculated in accordance with the requirements of ANSI 63.10-2013. All the measurement uncertainty value were shown with a coverage K=2 to indicate 95% level of confidence. The measurement data show herein meets or exceeds the CISPR measurement uncertainty values specified in CISPR 16-4-2 and can be compared directly to specified limit to determine compliance.

Uncertainty of Conducted Measurement

| | |
|--|----------|
| Conducted Spurious Emission & Bandedge | ±2.22 dB |
| Occupied Channel Bandwidth | ±0.1% |
| Conducted Power | ±0.50 dB |
| Conducted Power Spectral Density | ±0.90 dB |
| Frequency | ±0.04 Hz |

Uncertainty of AC Conducted Emission Measurement (0.15 MHz ~ 30 MHz)

| | |
|---|---------|
| Measuring Uncertainty for a Level of Confidence of 95% (U = 2Uc(y)) | 2.84 dB |
|---|---------|

Uncertainty of Radiated Emission Measurement (9 KHz ~ 30 MHz)

| | |
|---|---------|
| Measuring Uncertainty for a Level of Confidence of 95% (U = 2Uc(y)) | 3.30 dB |
|---|---------|

Uncertainty of Radiated Emission Measurement (30 MHz ~ 1000 MHz)

| | |
|---|---------|
| Measuring Uncertainty for a Level of Confidence of 95% (U = 2Uc(y)) | 6.02 dB |
|---|---------|

Uncertainty of Radiated Emission Measurement (1 GHz ~ 18 GHz)

| | |
|---|---------|
| Measuring Uncertainty for a Level of Confidence of 95% (U = 2Uc(y)) | 5.22 dB |
|---|---------|

Uncertainty of Radiated Emission Measurement (18 GHz ~ 40 GHz)

| | |
|---|---------|
| Measuring Uncertainty for a Level of Confidence of 95% (U = 2Uc(y)) | 5.34 dB |
|---|---------|

----- THE END -----



Appendix A. Conducted Test Results



| | |
|--|---------------------------------|
| Ambient Condition: <u>25</u> °C, <u>45</u> %RH | |
| Test Date: <u>2024.12.20</u> | Test Engineer: <u>Jiang Jun</u> |

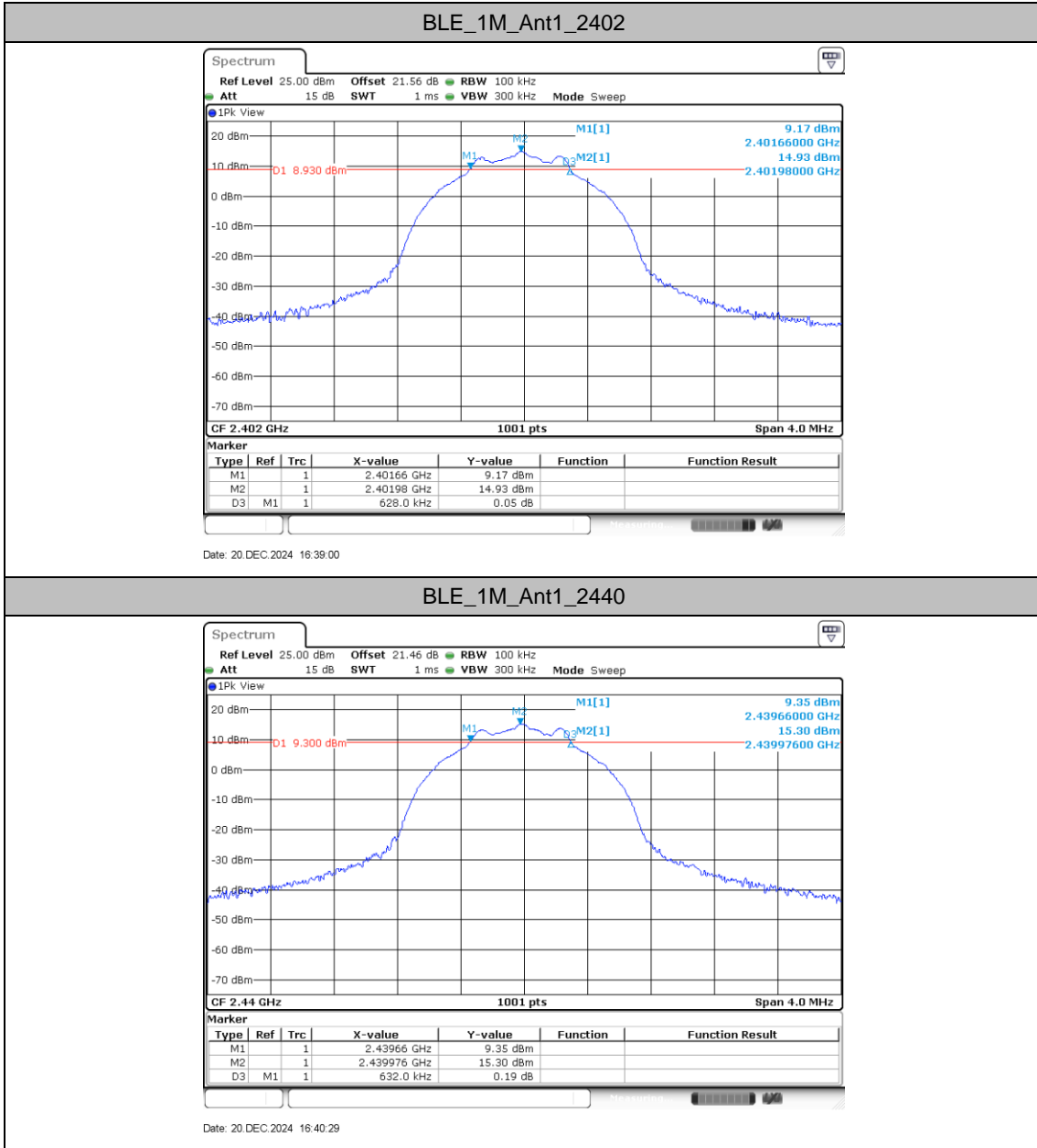
DTS Bandwidth

Test Result

| TestMode | Antenna | Freq(MHz) | DTS BW [MHz] | FL[MHz] | FH[MHz] | Limit[MHz] | Verdict |
|----------|---------|-----------|--------------|---------|---------|------------|---------|
| BLE_1M | Ant1 | 2402 | 0.63 | 2401.66 | 2402.29 | 0.5 | PASS |
| | | 2440 | 0.63 | 2439.66 | 2440.29 | 0.5 | PASS |
| | | 2480 | 0.63 | 2479.66 | 2480.29 | 0.5 | PASS |
| BLE_2M | Ant1 | 2402 | 1.10 | 2401.44 | 2402.54 | 0.5 | PASS |
| | | 2440 | 1.10 | 2439.45 | 2440.54 | 0.5 | PASS |
| | | 2480 | 1.10 | 2479.44 | 2480.55 | 0.5 | PASS |

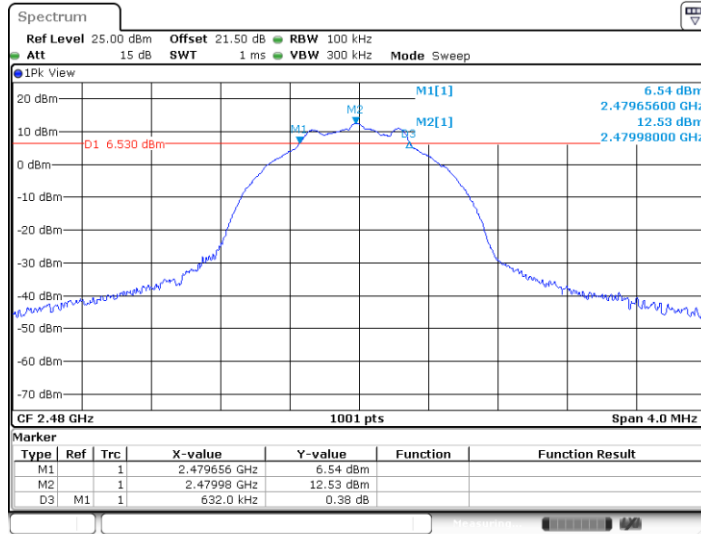


Test Graphs



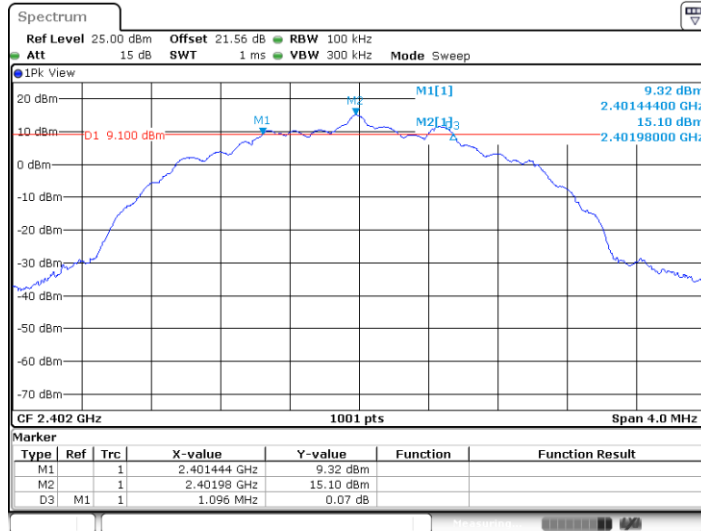


BLE_1M_Ant1_2480

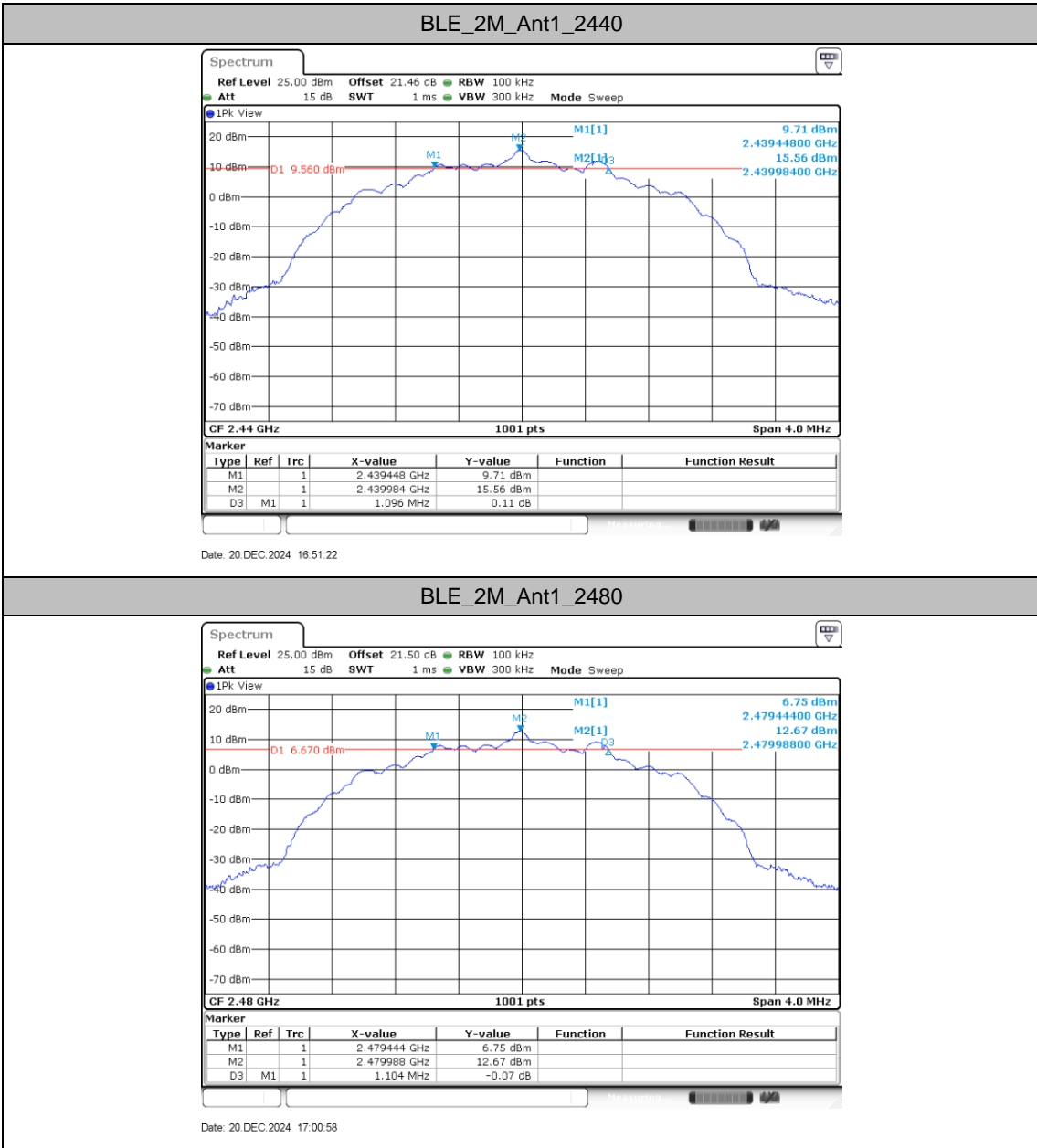


Date: 20 DEC.2024 16:42:05

BLE_2M_Ant1_2402



Date: 20 DEC.2024 16:44:17





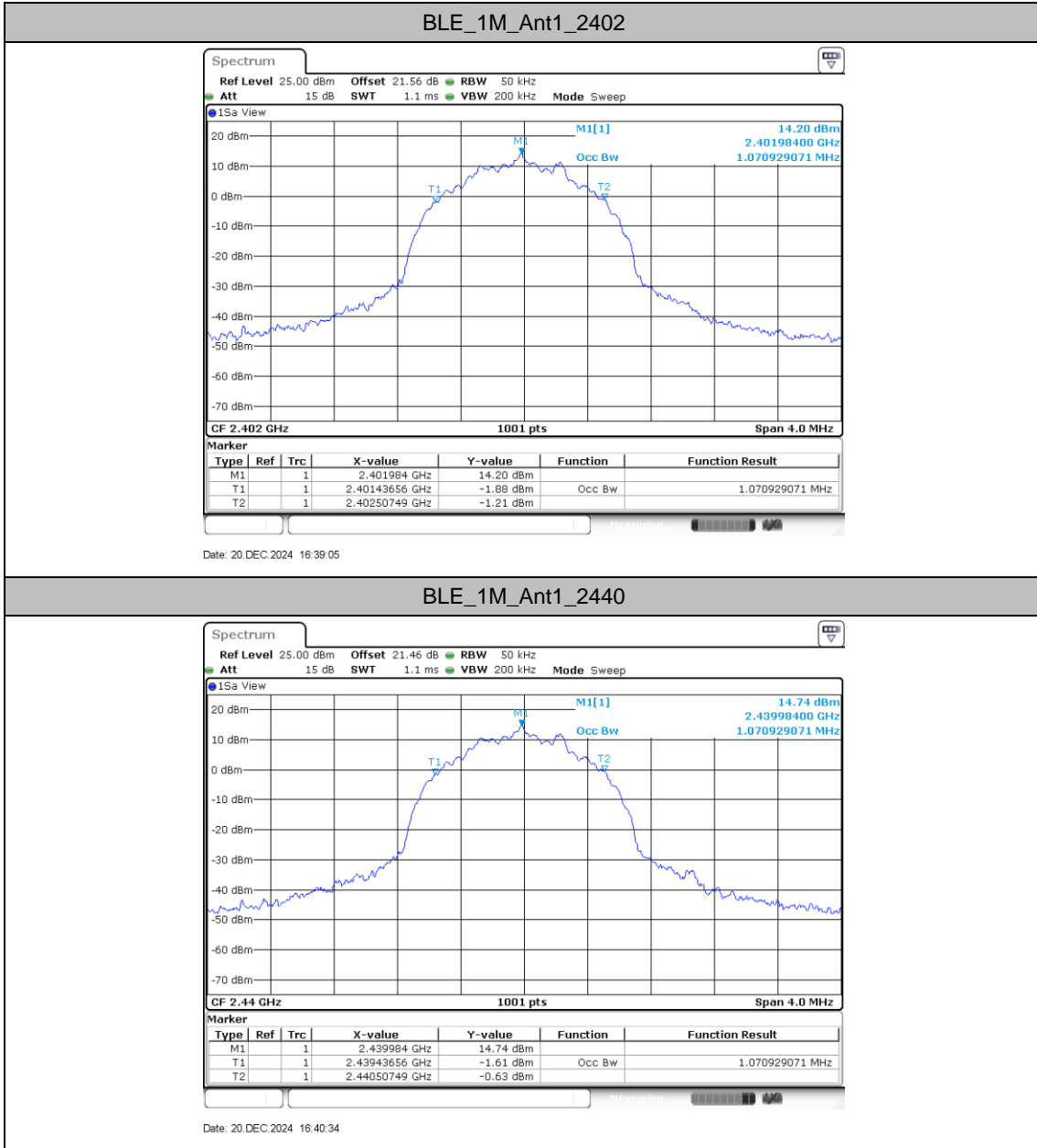
Occupied Channel Bandwidth

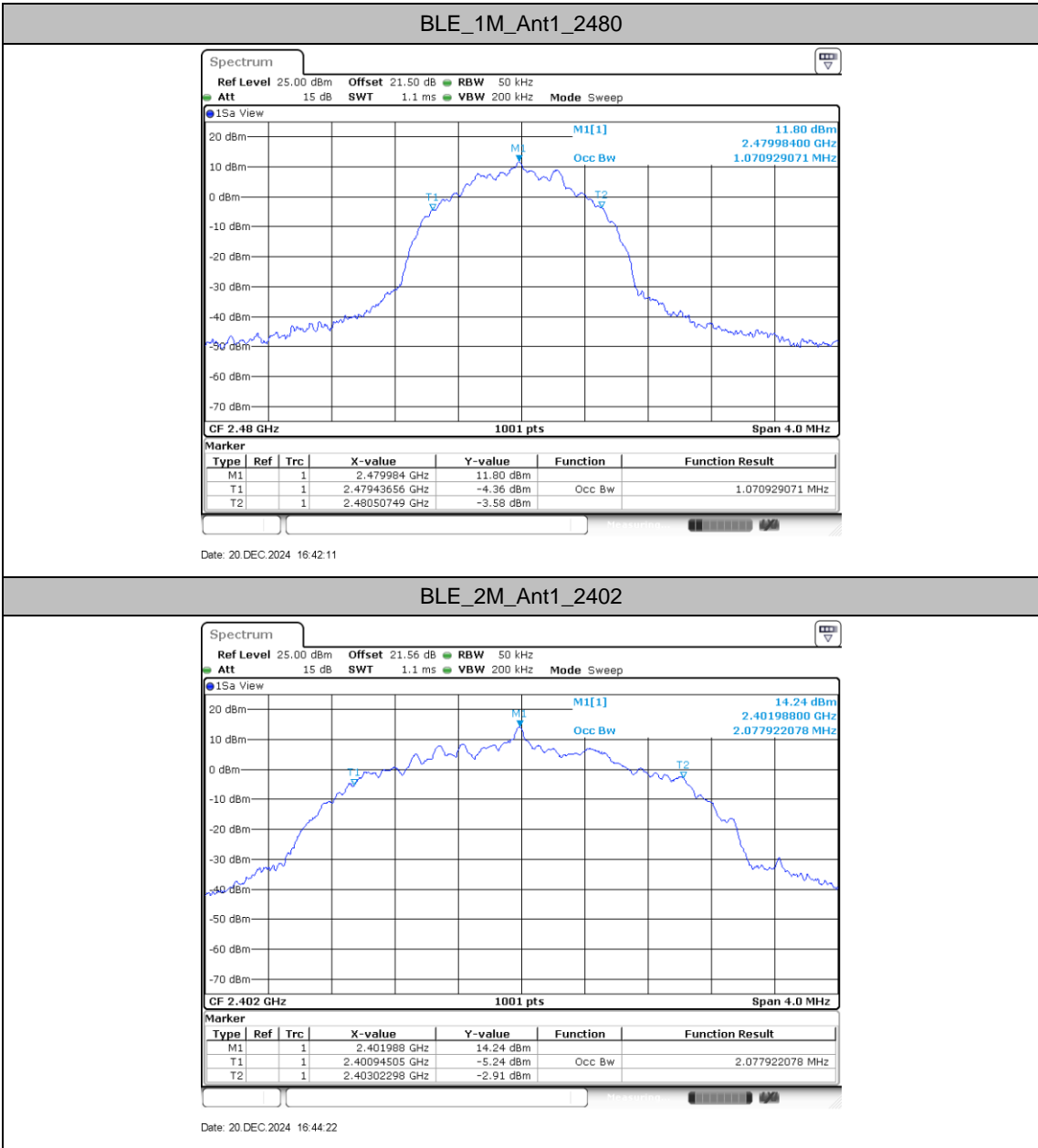
Test Result

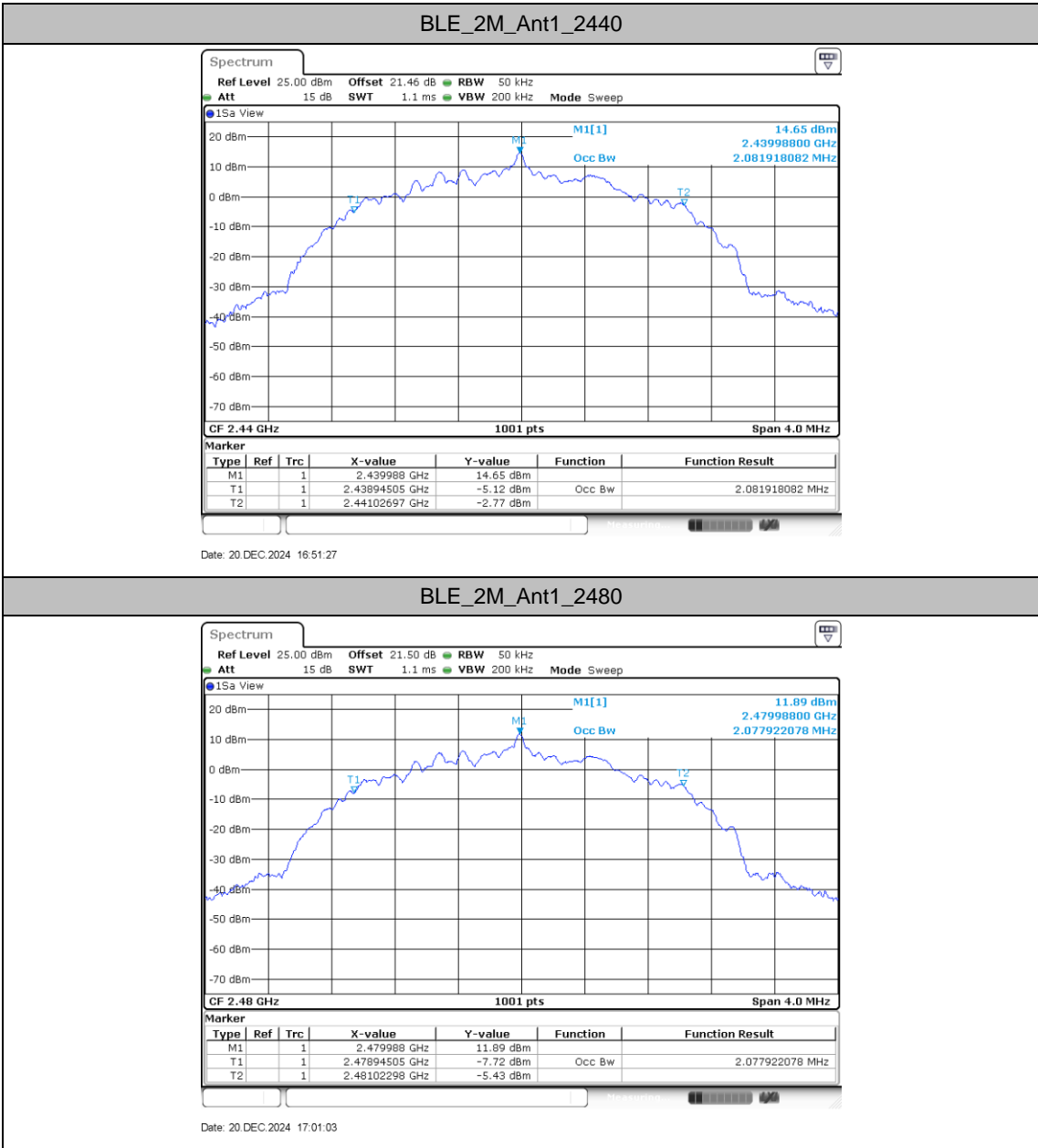
| TestMode | Antenna | Freq(MHz) | OCB [MHz] | FL[MHz] | FH[MHz] | Limit[MHz] | Verdict |
|----------|---------|-----------|-----------|-----------|-----------|------------|---------|
| BLE_1M | Ant1 | 2402 | 1.071 | 2401.4366 | 2402.5075 | --- | --- |
| | | 2440 | 1.071 | 2439.4366 | 2440.5075 | --- | --- |
| | | 2480 | 1.071 | 2479.4366 | 2480.5075 | --- | --- |
| BLE_2M | Ant1 | 2402 | 2.078 | 2400.9451 | 2403.0230 | --- | --- |
| | | 2440 | 2.082 | 2438.9451 | 2441.0270 | --- | --- |
| | | 2480 | 2.078 | 2478.9451 | 2481.0230 | --- | --- |
| BLE_125K | Ant1 | 2402 | 1.095 | 2401.4246 | 2402.5195 | --- | --- |
| | | 2440 | 1.103 | 2439.4166 | 2440.5195 | --- | --- |
| | | 2480 | 1.091 | 2479.4206 | 2480.5115 | --- | --- |
| BLE_500K | Ant1 | 2402 | 1.079 | 2401.4366 | 2402.5155 | --- | --- |
| | | 2440 | 1.083 | 2439.4326 | 2440.5155 | --- | --- |
| | | 2480 | 1.087 | 2479.4326 | 2480.5195 | --- | --- |

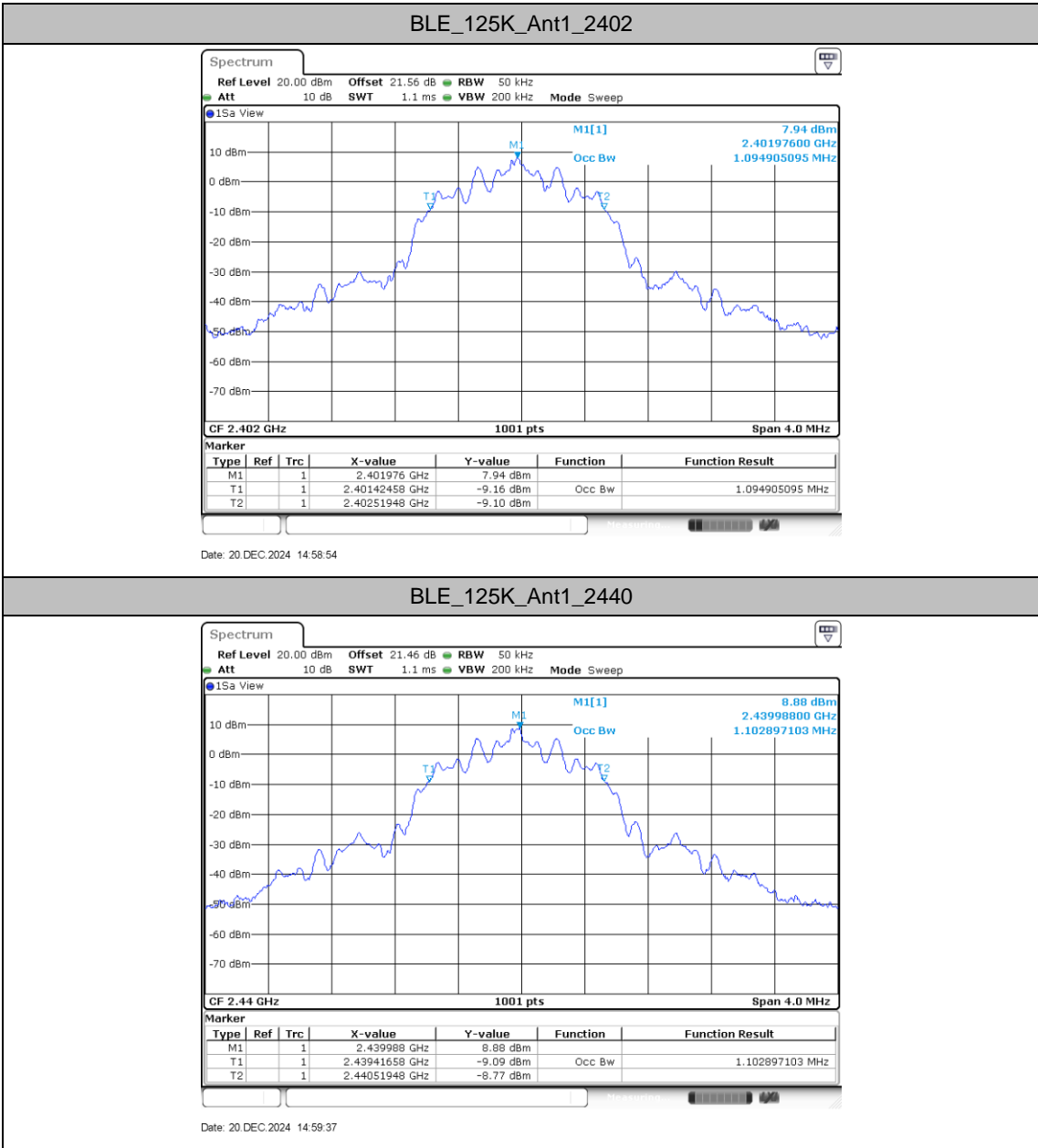


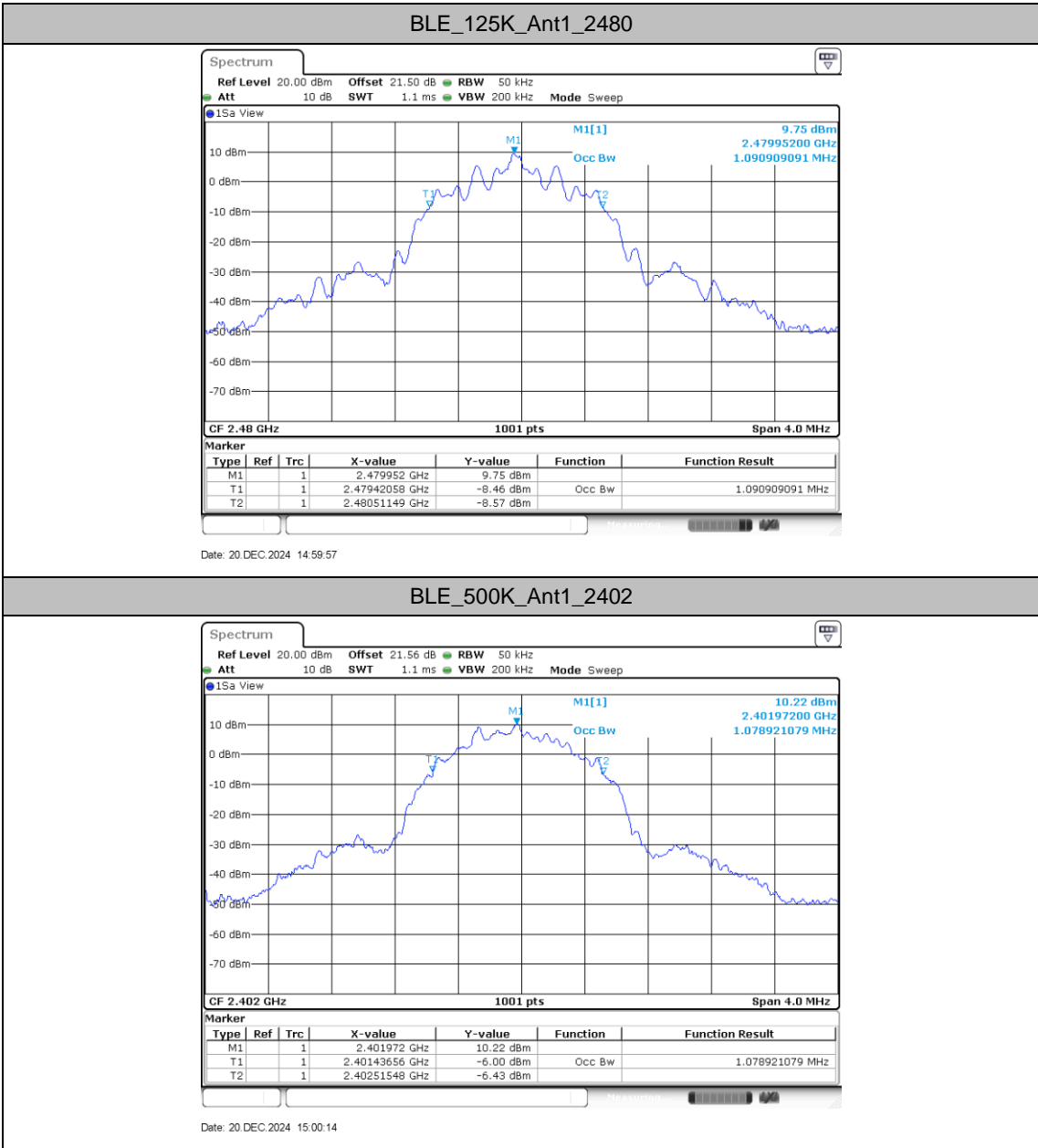
Test Graphs

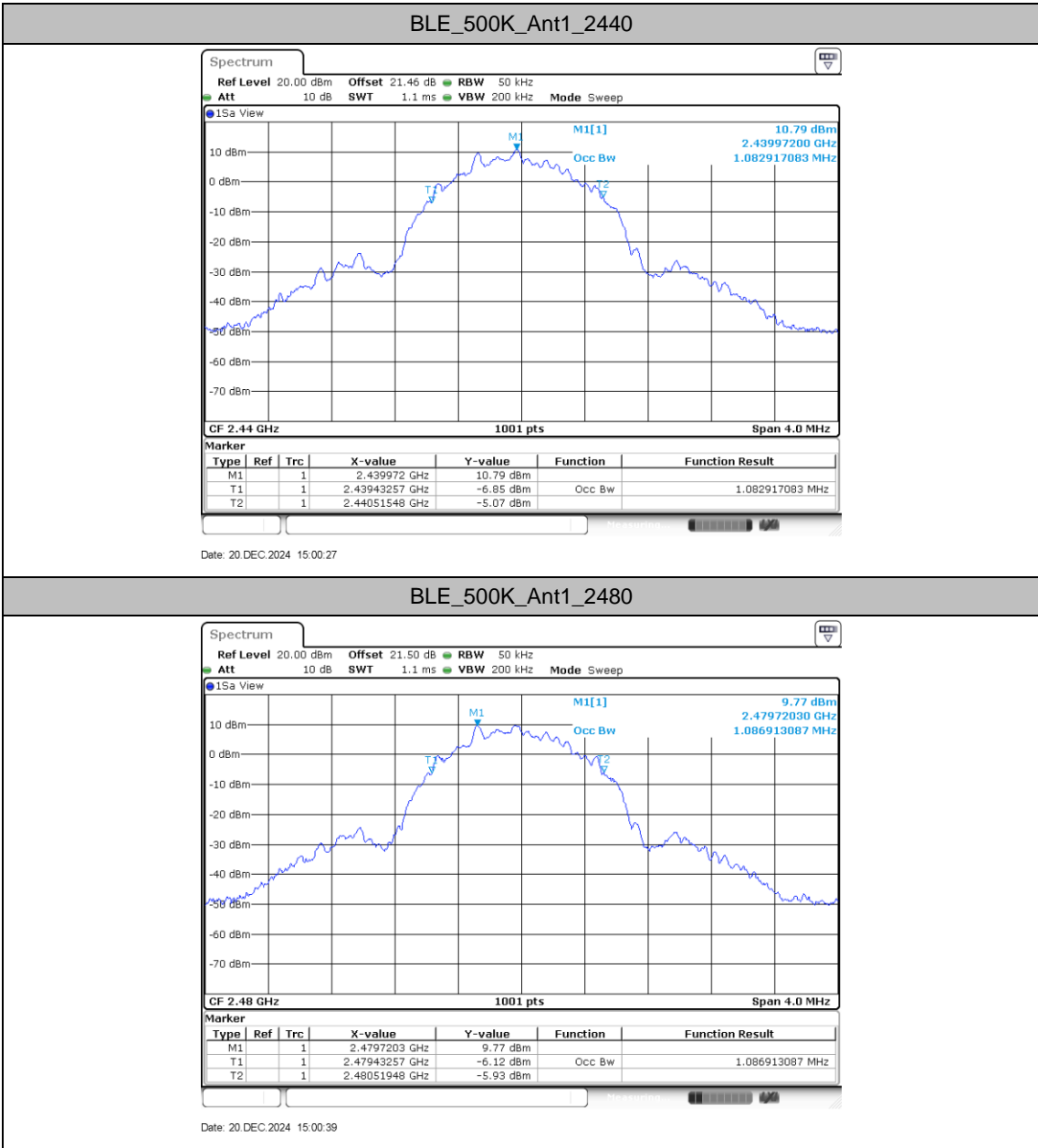














Maximum conducted output power

Test Result Peak

| TestMode | Antenna | CH. | Peak Conducted Power (dBm) | Conducted Power Limit | DG (dBi) | EIRP Power (dBm) | EIRP Power Limit | Pass/Fail |
|----------|---------|-----|----------------------------|-----------------------|----------|------------------|------------------|-----------|
| BLE1M | Ant1 | 0 | 15.42 | 30.00 | 3.96 | 19.38 | 36.00 | Pass |
| | | 19 | 16.18 | 30.00 | 3.96 | 20.14 | 36.00 | Pass |
| | | 39 | 13.48 | 30.00 | 3.96 | 17.44 | 36.00 | Pass |
| BLE2M | Ant1 | 0 | 15.59 | 30.00 | 3.96 | 19.55 | 36.00 | Pass |
| | | 19 | 16.36 | 30.00 | 3.96 | 20.32 | 36.00 | Pass |
| | | 39 | 13.65 | 30.00 | 3.96 | 17.61 | 36.00 | Pass |
| BLE 125K | Ant1 | 0 | 15.32 | 30.00 | 3.96 | 19.28 | 36.00 | Pass |
| | | 19 | 16.04 | 30.00 | 3.96 | 20.00 | 36.00 | Pass |
| | | 39 | 13.37 | 30.00 | 3.96 | 17.33 | 36.00 | Pass |
| BLE 500K | Ant1 | 0 | 15.34 | 30.00 | 3.96 | 19.30 | 36.00 | Pass |
| | | 19 | 15.97 | 30.00 | 3.96 | 19.93 | 36.00 | Pass |
| | | 39 | 13.24 | 30.00 | 3.96 | 17.20 | 36.00 | Pass |



Test Result Average

| TestMode | Antenna | CH. | Duty Factor (dB) | Average Conducted Power (dBm) | Power Setting |
|----------|---------|-----|------------------|-------------------------------|---------------|
| BLE1M | Ant1 | 0 | 0.77 | 14.01 | 13.00 |
| | | 19 | 0.77 | 14.90 | 13.00 |
| | | 39 | 0.77 | 12.59 | 12.00 |
| BLE2M | Ant1 | 0 | 2.49 | 14.80 | 13.00 |
| | | 19 | 2.49 | 15.56 | 13.00 |
| | | 39 | 2.49 | 12.80 | 12.00 |
| BLE 125K | Ant1 | 0 | 0.19 | 13.97 | 13.00 |
| | | 19 | 0.19 | 14.80 | 13.00 |
| | | 39 | 0.19 | 12.51 | 12.00 |
| BLE 500K | Ant1 | 0 | 0.51 | 13.93 | 13.00 |
| | | 19 | 0.51 | 14.76 | 13.00 |
| | | 39 | 0.51 | 12.53 | 12.00 |



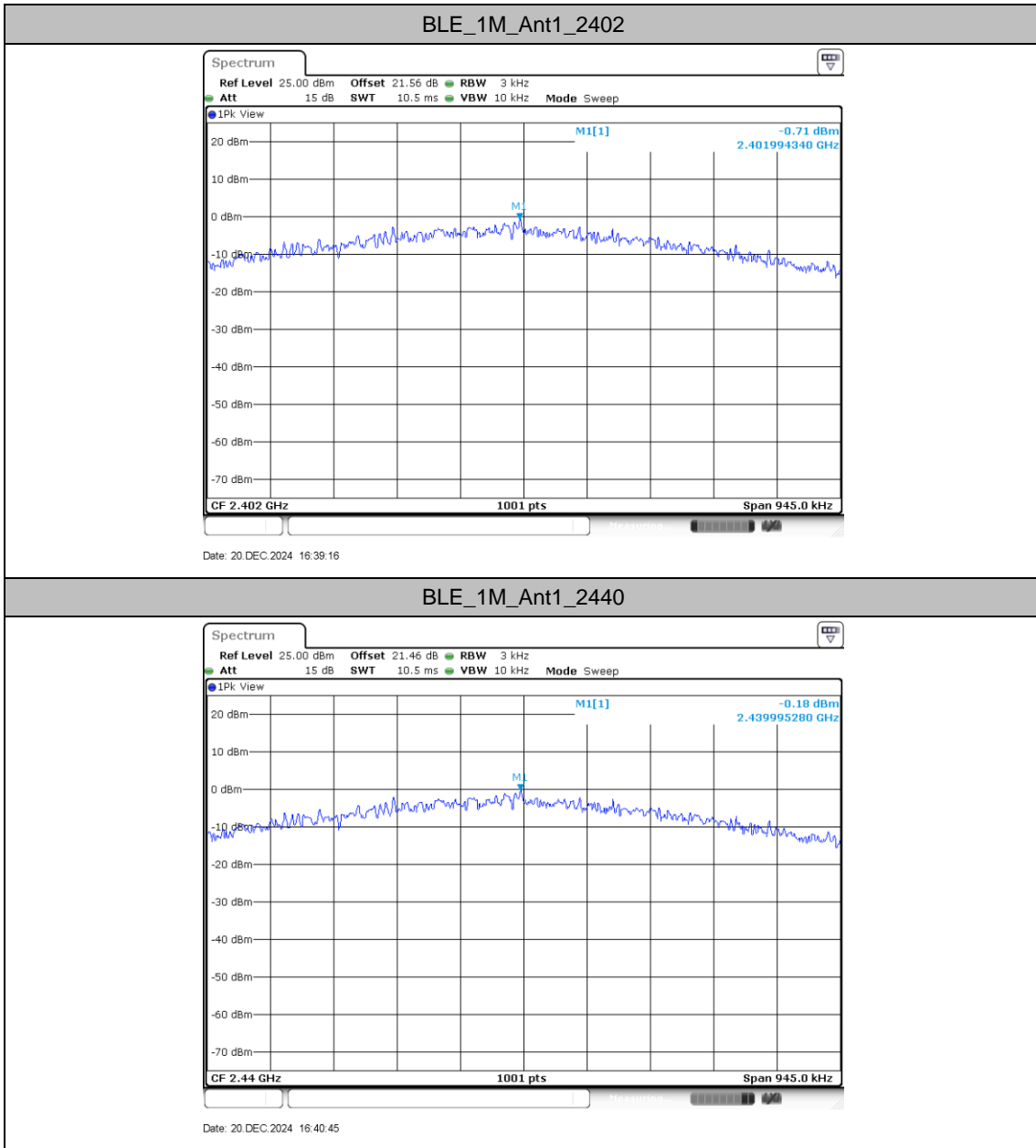
Maximum power spectral density

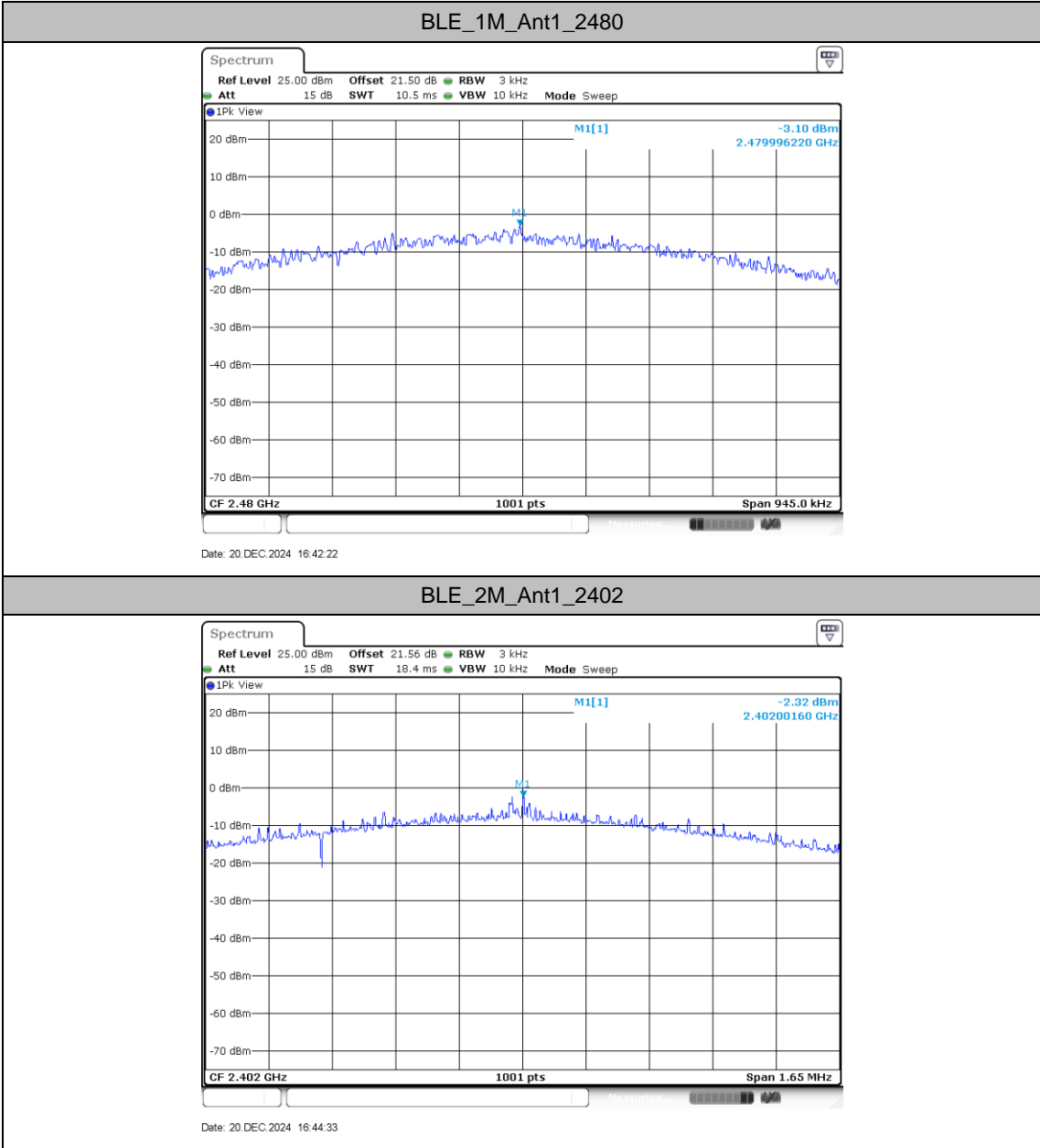
Test Result

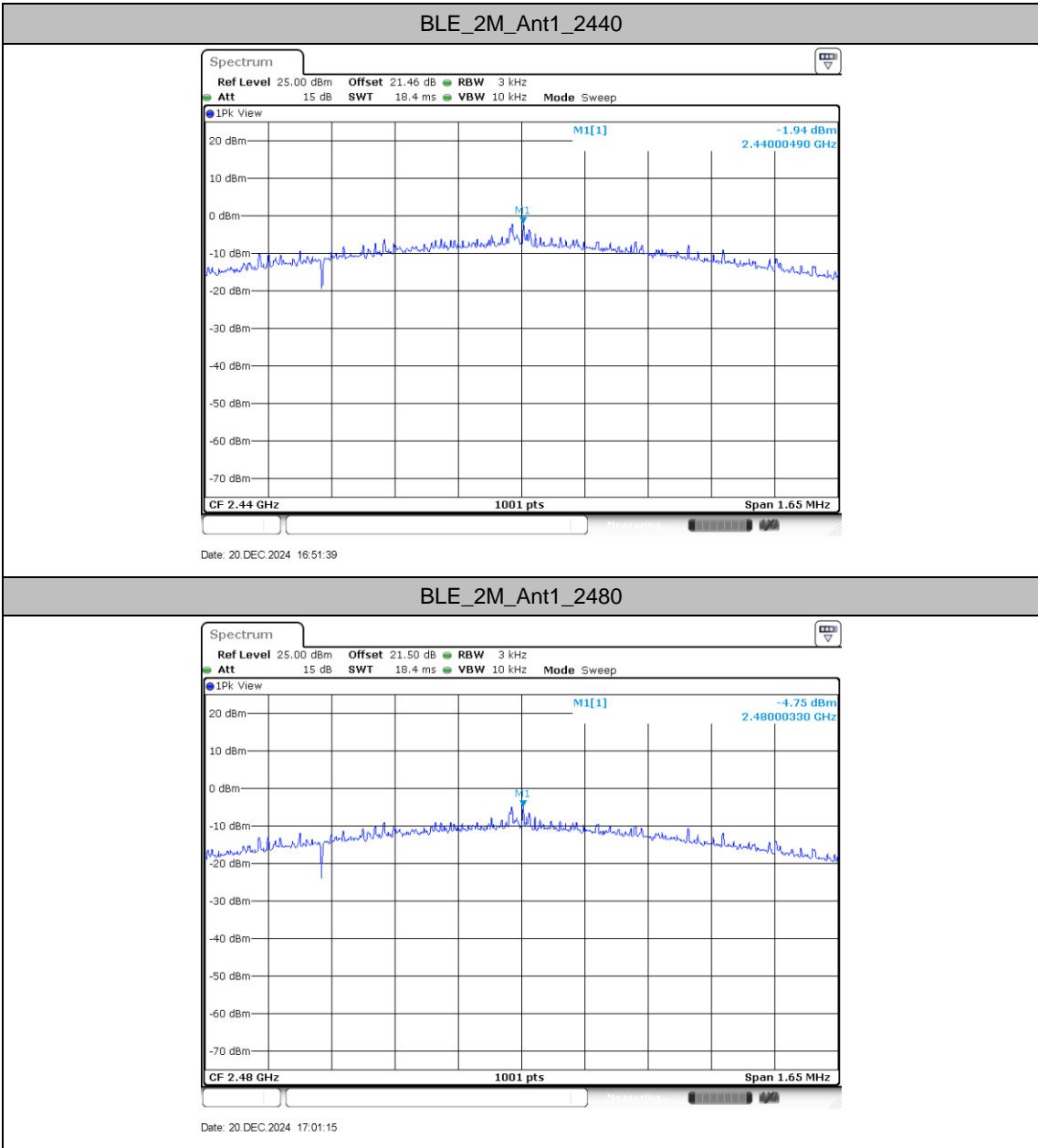
| TestMode | Antenna | Freq(MHz) | Result[dBm/3kHz] | Limit[dBm/3kHz] | Verdict |
|----------|---------|-----------|------------------|-----------------|---------|
| BLE_1M | Ant1 | 2402 | -0.71 | ≤8.00 | PASS |
| | | 2440 | -0.18 | ≤8.00 | PASS |
| | | 2480 | -3.1 | ≤8.00 | PASS |
| BLE_2M | Ant1 | 2402 | -2.32 | ≤8.00 | PASS |
| | | 2440 | -1.94 | ≤8.00 | PASS |
| | | 2480 | -4.75 | ≤8.00 | PASS |



Test Graphs









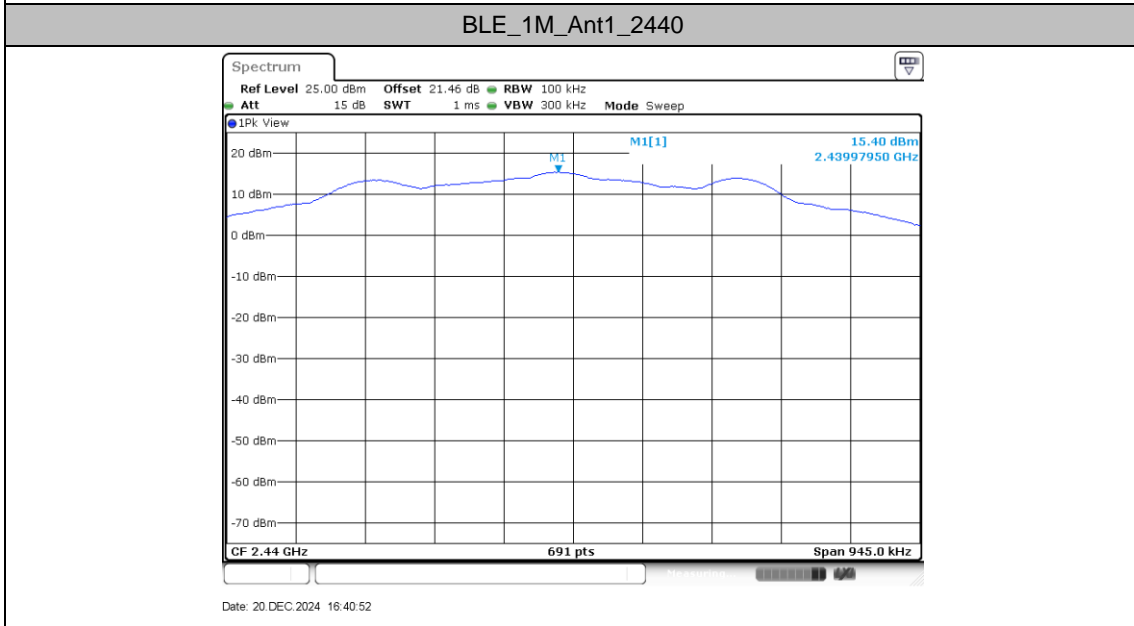
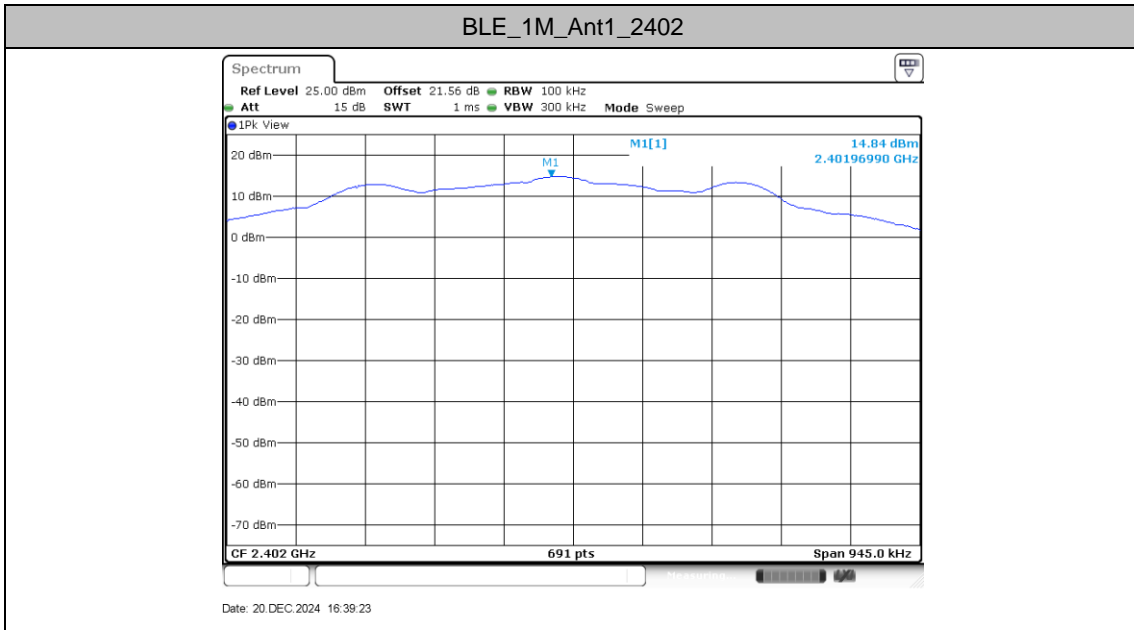
Reference level measurement

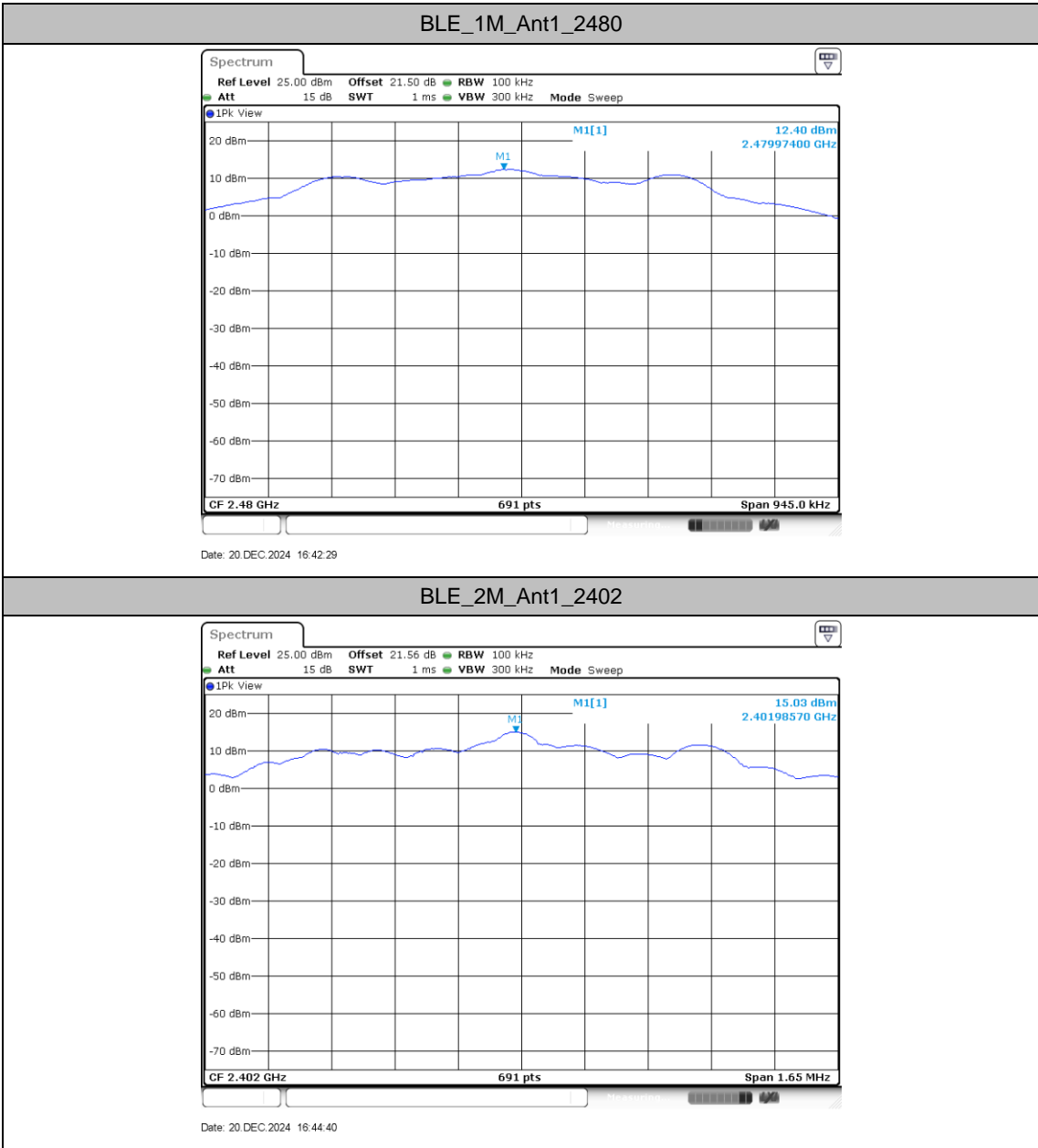
Test Result

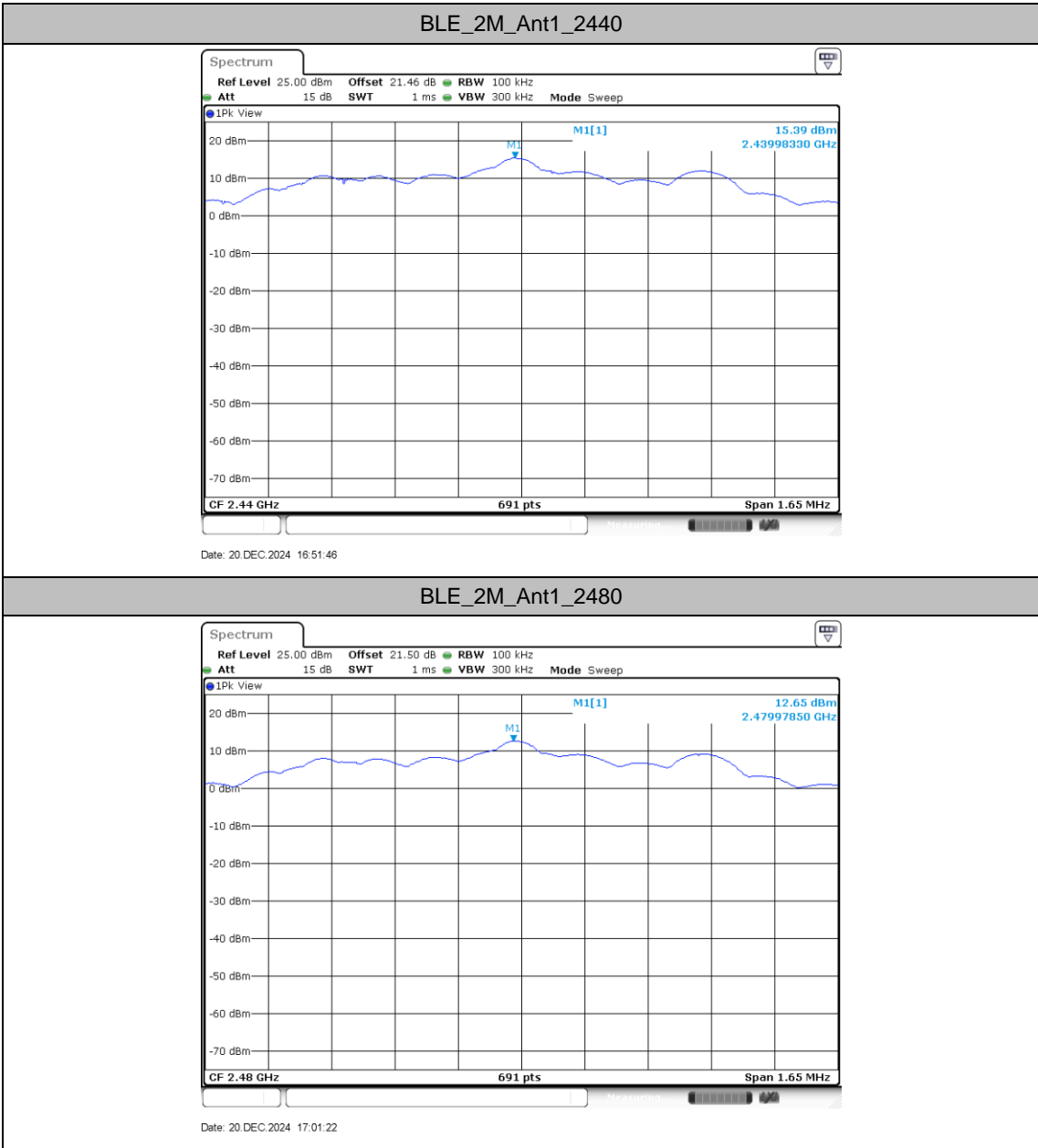
| TestMode | Antenna | Freq(MHz) | Max.Point[MHz] | Result[dBm/100KHz] |
|----------|---------|-----------|----------------|--------------------|
| BLE_1M | Ant1 | 2402 | 2401.97 | 14.84 |
| | | 2440 | 2439.98 | 15.40 |
| | | 2480 | 2479.97 | 12.40 |
| BLE_2M | Ant1 | 2402 | 2401.99 | 15.03 |
| | | 2440 | 2439.98 | 15.39 |
| | | 2480 | 2479.98 | 12.65 |



Test Graphs









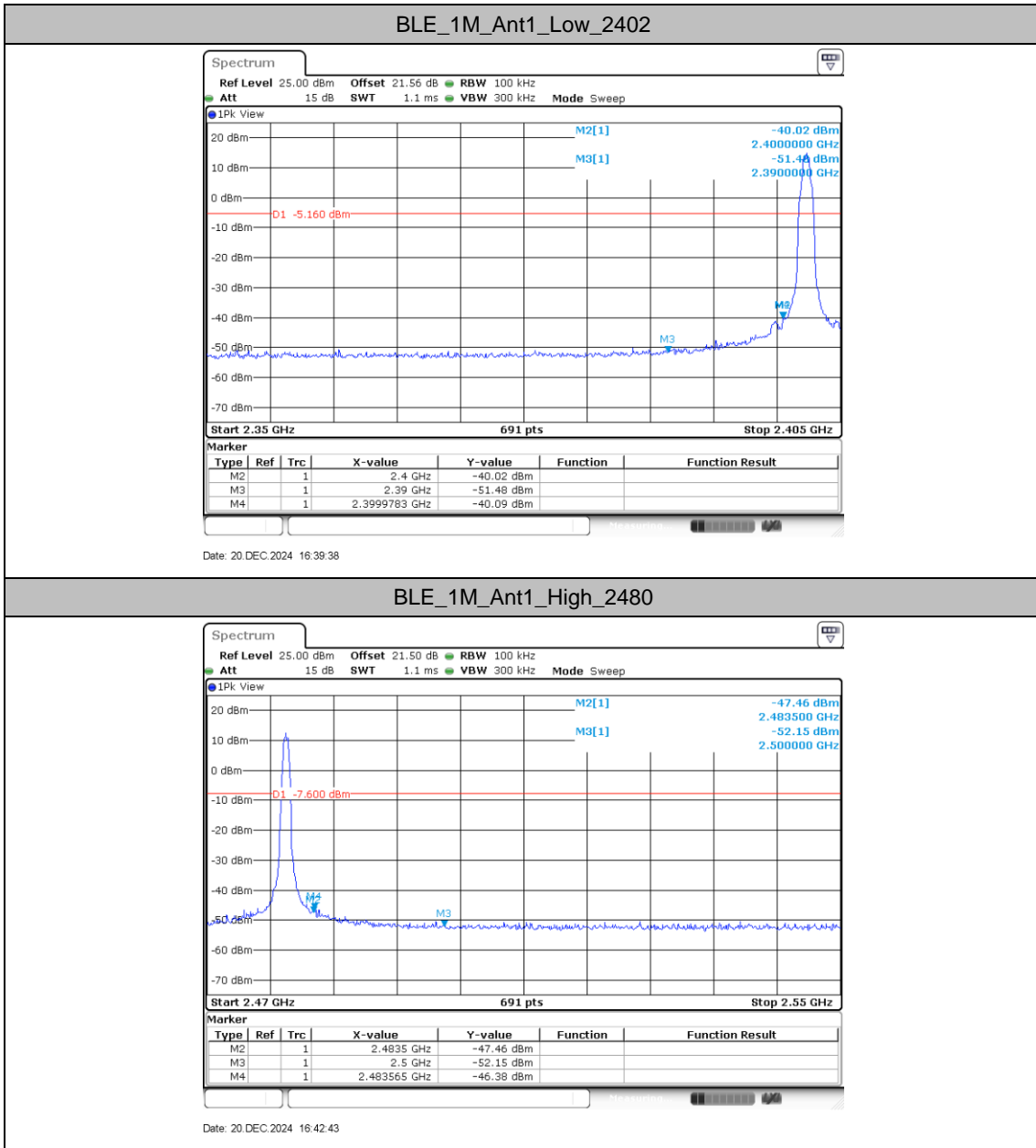
Band edge measurements

Test Result

| TestMode | Antenna | ChName | Freq (MHz) | RefLevel[dBm /100KHz] | Result[dBm /100KHz] | Limit[dBm /100KHz] | Verdict |
|----------|---------|--------|------------|-----------------------|---------------------|--------------------|---------|
| BLE_1M | Ant1 | Low | 2402 | 14.84 | -40.09 | ≤-5.16 | PASS |
| | | High | 2480 | 12.40 | -46.38 | ≤-7.6 | PASS |
| BLE_2M | Ant1 | Low | 2402 | 15.03 | -36.33 | ≤-4.97 | PASS |
| | | High | 2480 | 12.65 | -47.02 | ≤-7.35 | PASS |

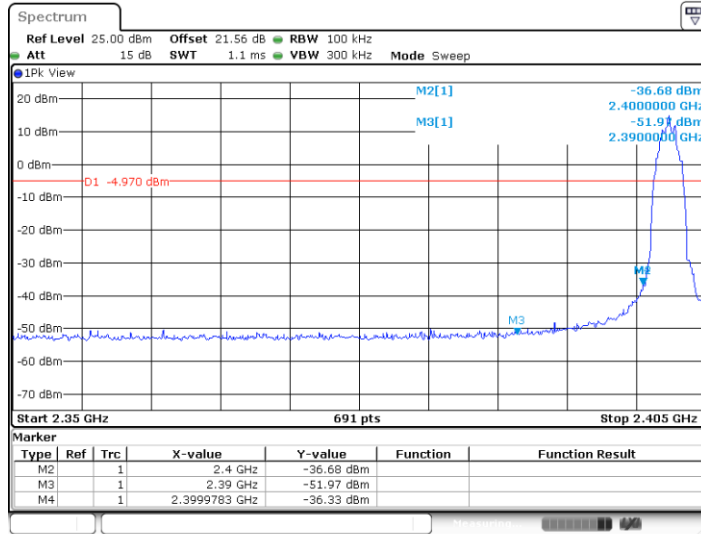


Test Graphs



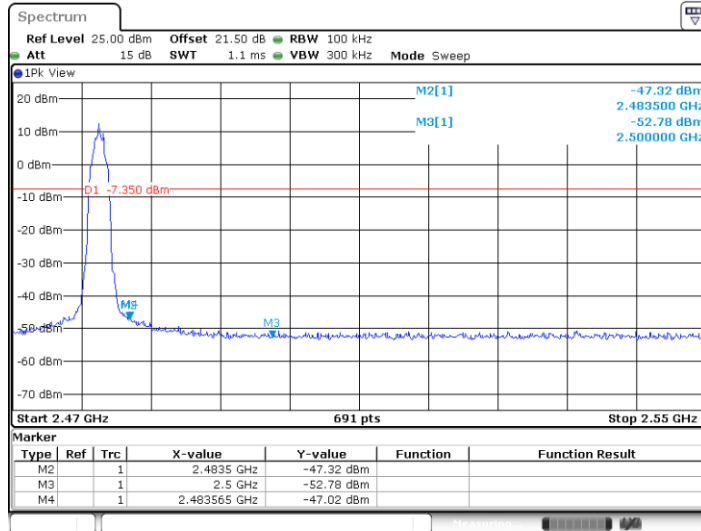


BLE_2M_Ant1_Low_2402



Date: 20 DEC.2024 16:44:54

BLE_2M_Ant1_High_2480



Date: 20 DEC.2024 17:01:36



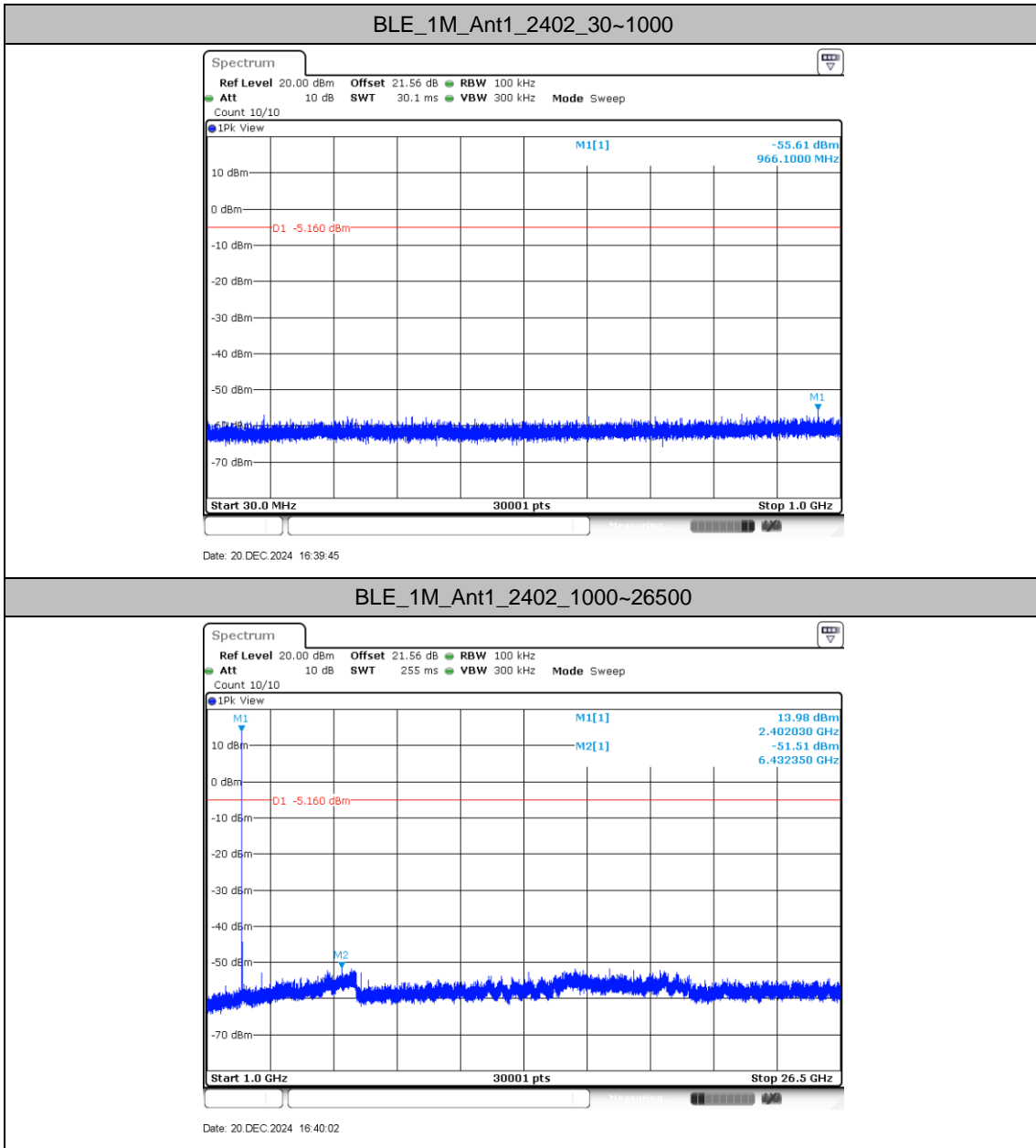
Conducted Spurious Emission

Test Result

| TestMode | Antenna | Freq(MHz) | FreqRange [MHz] | RefLevel [dBm/100KHz] | Result [dBm/100KHz] | Limit [dBm/100KHz] | Verdict |
|----------|---------|-----------|-----------------|-----------------------|---------------------|--------------------|---------|
| BLE_1M | Ant1 | 2402 | 30~1000 | 14.84 | -55.61 | ≤-5.16 | PASS |
| | | | 1000~26500 | 14.84 | -51.51 | ≤-5.16 | PASS |
| | | 2440 | 30~1000 | 15.40 | -56.95 | ≤-4.6 | PASS |
| | | | 1000~26500 | 15.40 | -51.18 | ≤-4.6 | PASS |
| | | 2480 | 30~1000 | 12.40 | -56.8 | ≤-7.6 | PASS |
| | | | 1000~26500 | 12.40 | -51.1 | ≤-7.6 | PASS |
| BLE_2M | Ant1 | 2402 | 30~1000 | 15.03 | -57.03 | ≤-4.97 | PASS |
| | | | 1000~26500 | 15.03 | -50.34 | ≤-4.97 | PASS |
| | | 2440 | 30~1000 | 15.39 | -56.92 | ≤-4.61 | PASS |
| | | | 1000~26500 | 15.39 | -52.26 | ≤-4.61 | PASS |
| | | 2480 | 30~1000 | 12.65 | -56.96 | ≤-7.35 | PASS |
| | | | 1000~26500 | 12.65 | -51.85 | ≤-7.35 | PASS |

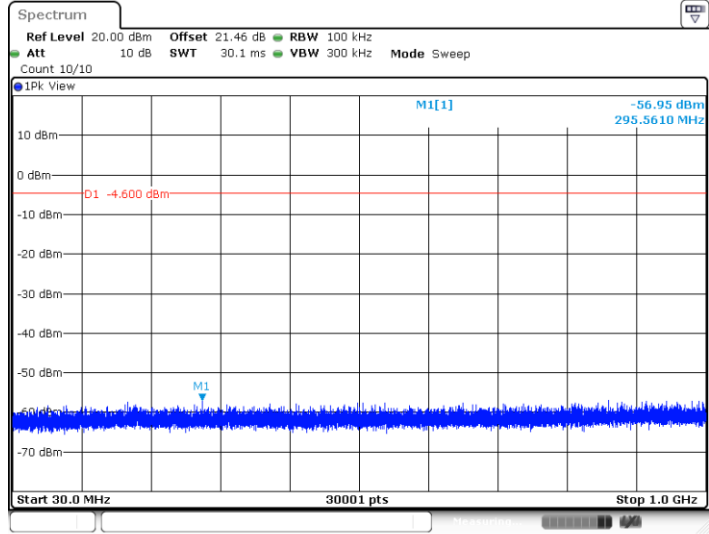


Test Graphs



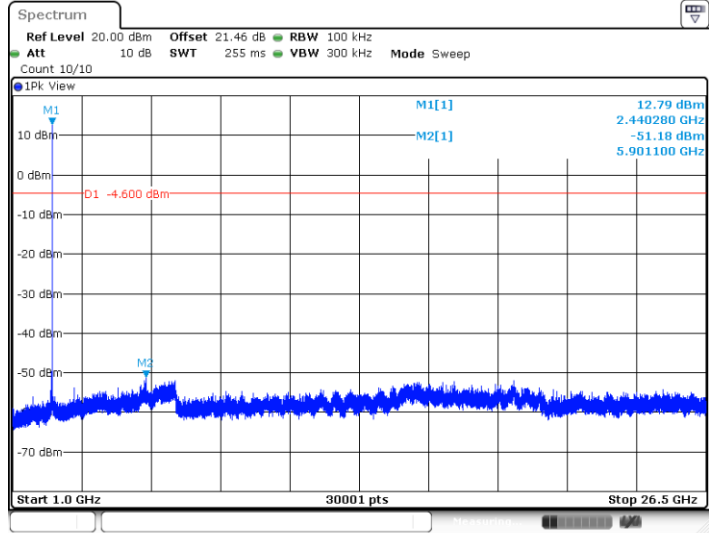


BLE_1M_Ant1_2440_30~1000



Date: 20 DEC.2024 16:40:57

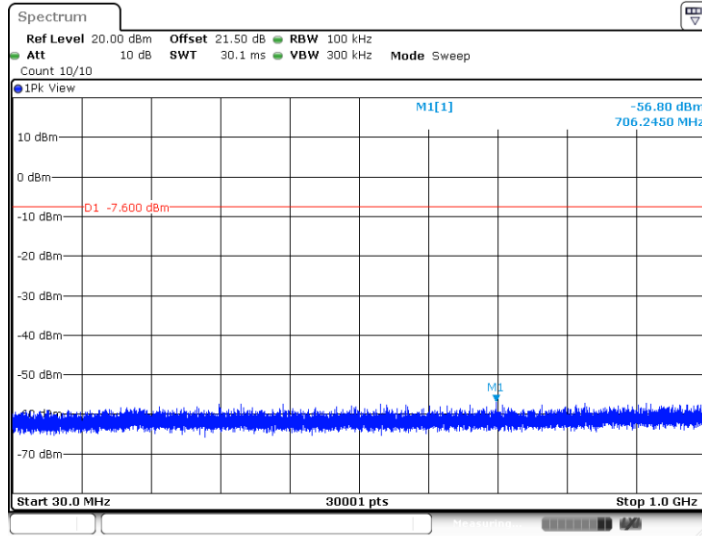
BLE_1M_Ant1_2440_1000~26500



Date: 20 DEC.2024 16:41:14

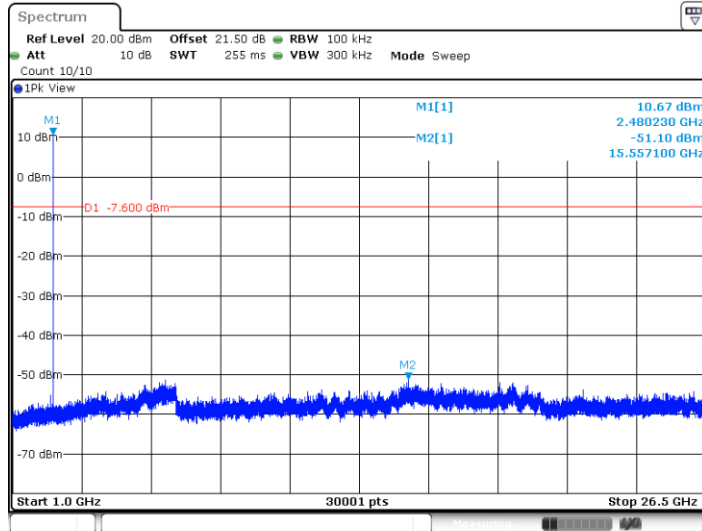


BLE_1M_Ant1_2480_30~1000

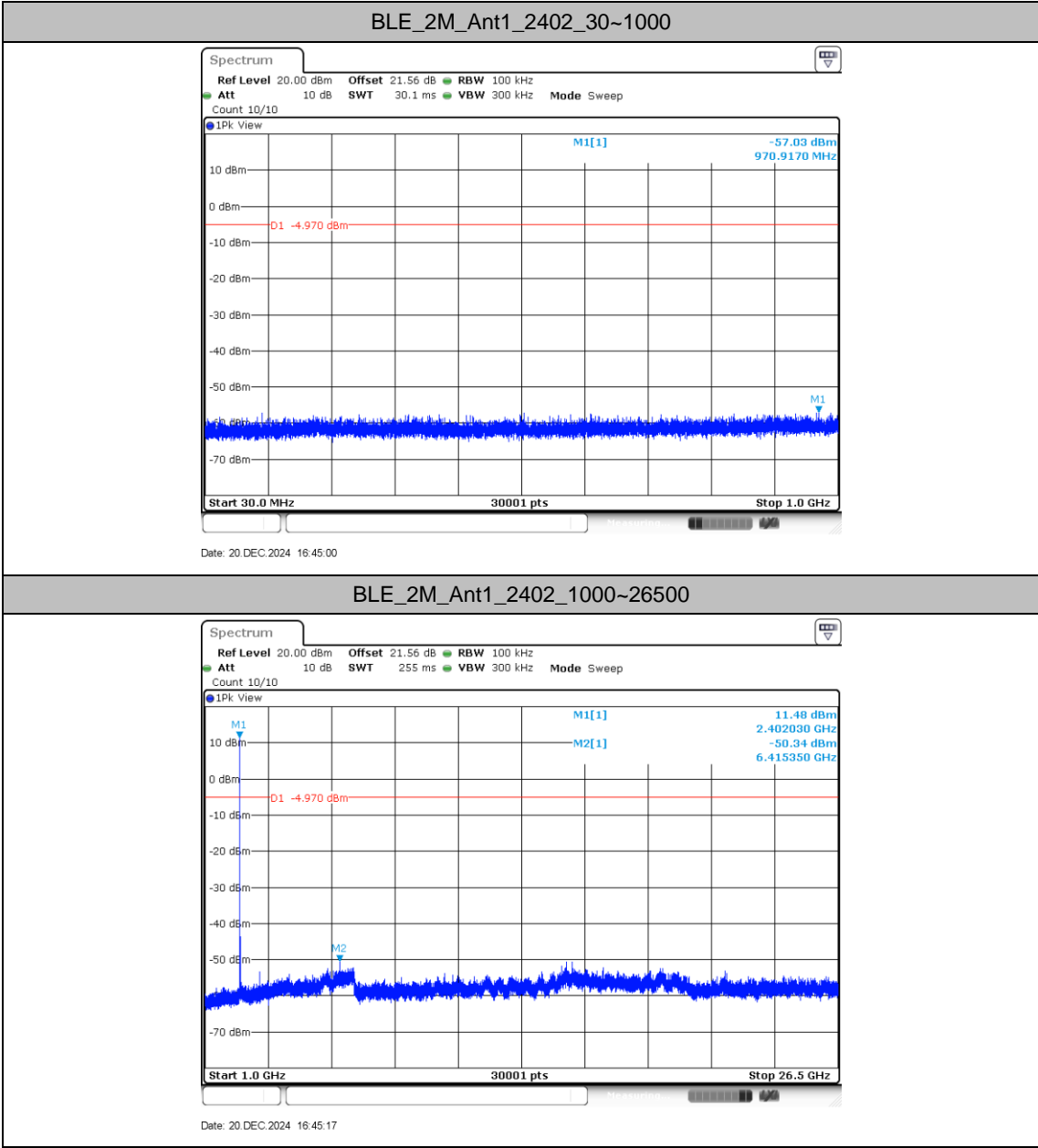


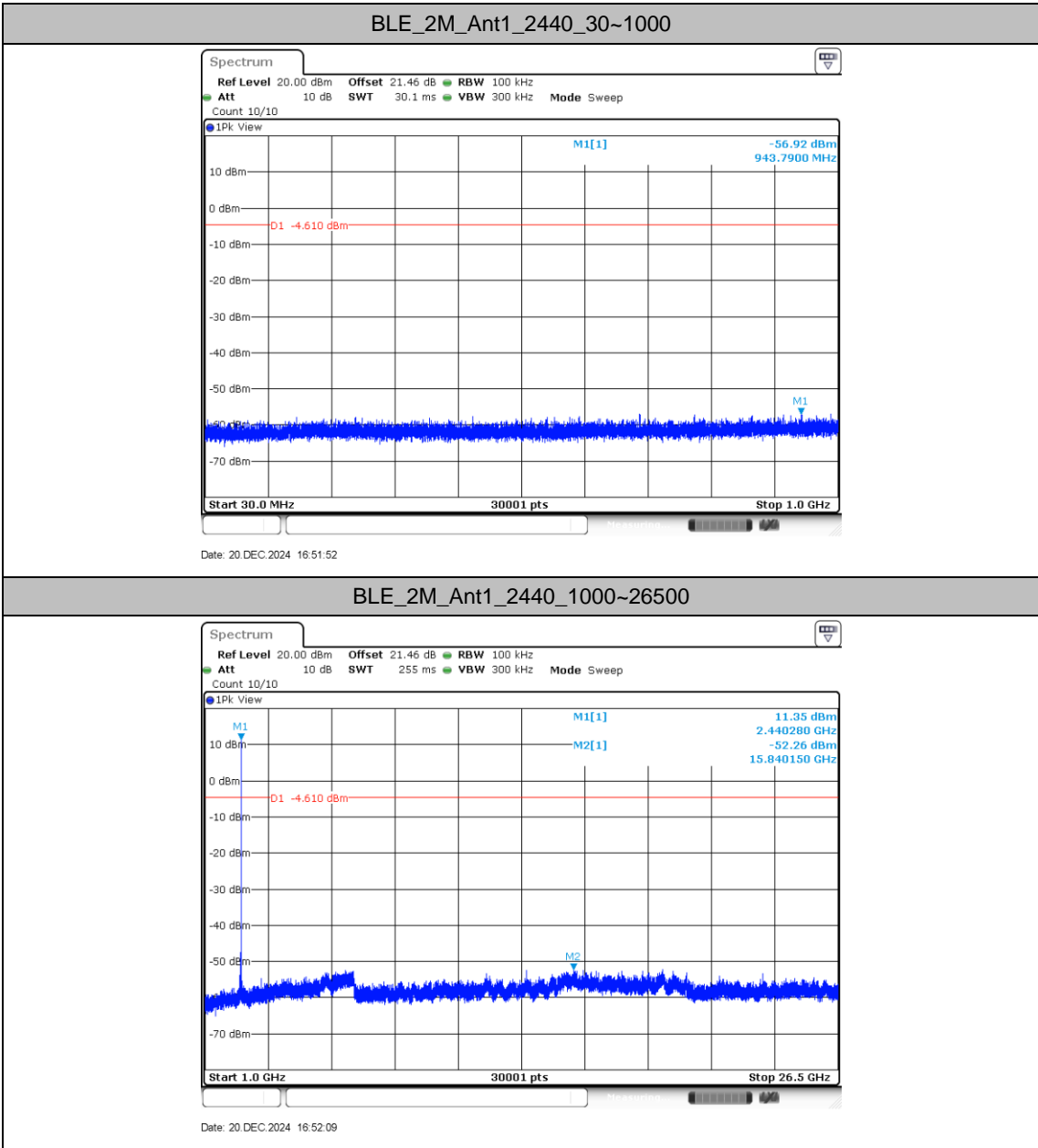
Date: 20 DEC.2024 16:42:50

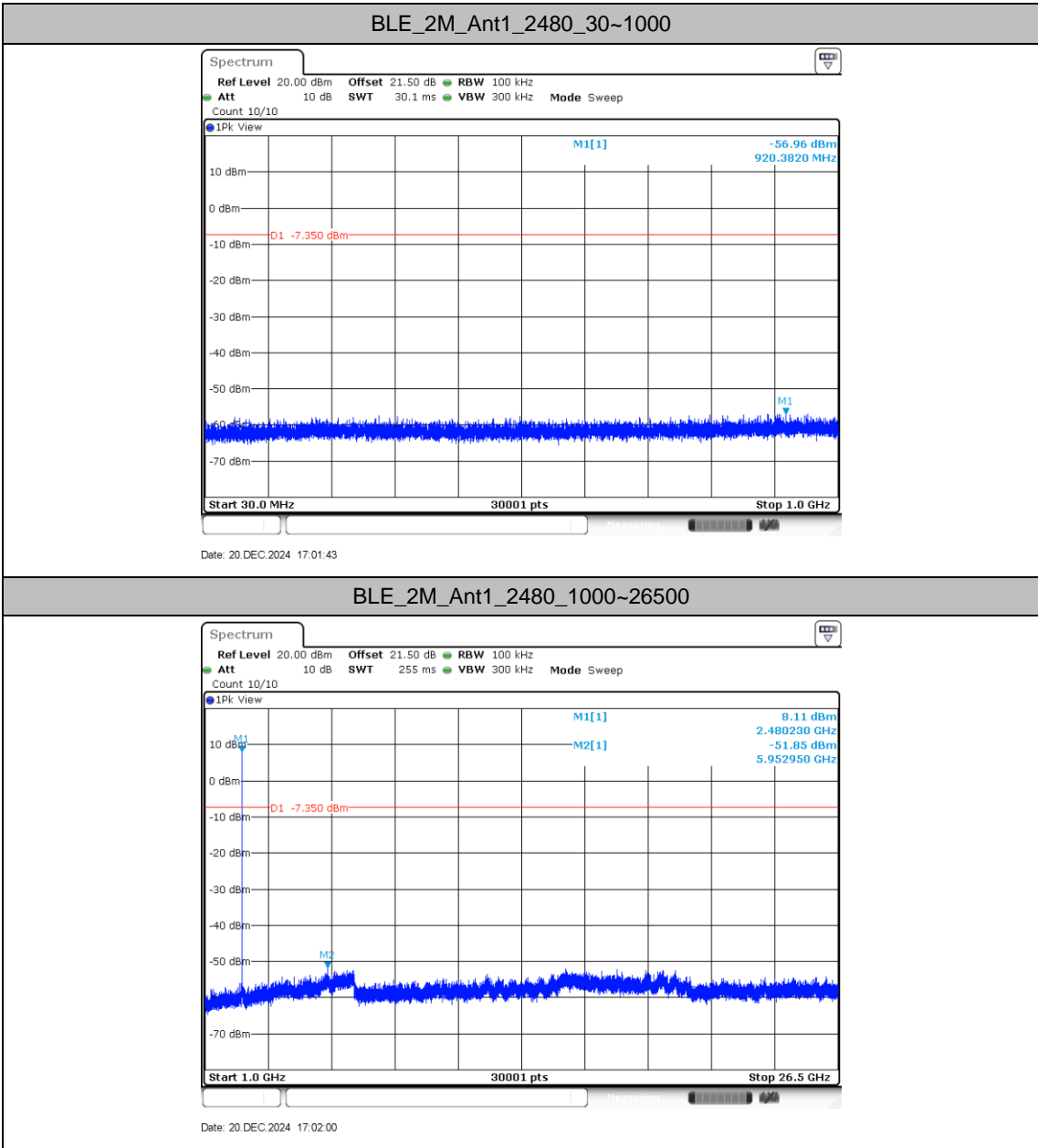
BLE_1M_Ant1_2480_1000~26500



Date: 20 DEC.2024 16:43:06



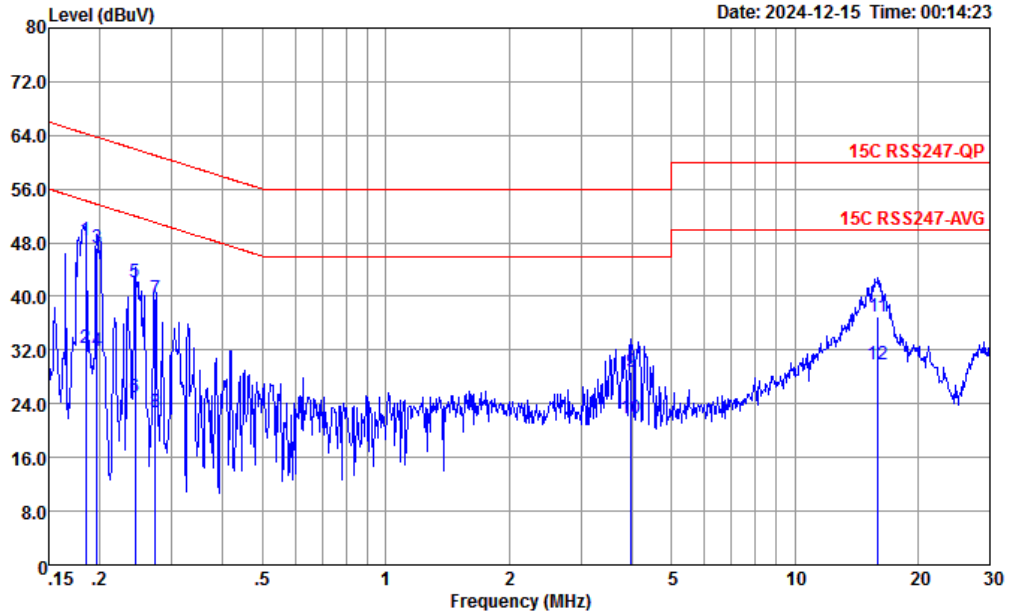






Appendix B. AC Conducted Emission Test Results

| | | | |
|-----------------|---|---------------------|-------------|
| Test Engineer : | Amos | Temperature : | 25.3~26.2°C |
| | | Relative Humidity : | 38~40% |
| Test Voltage : | 120Vac / 60Hz | Phase : | Line |
| Remark : | All emissions not reported here are more than 10 dB below the prescribed limit. | | |

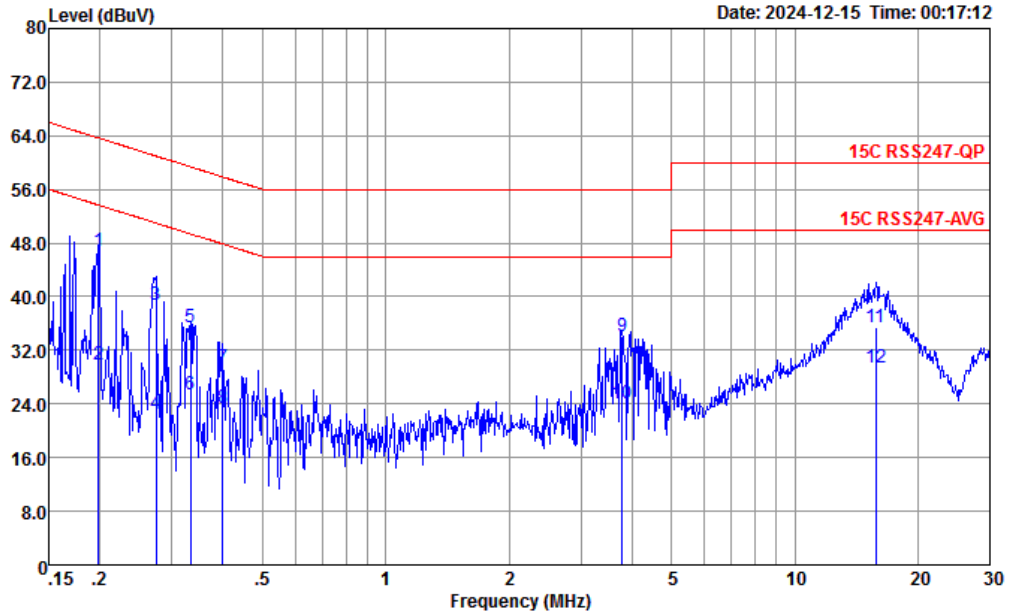


Site : CO01-KS
 Condition : 15C RSS247-QP LISN-060105-L 2024 LINE

| | Freq | Level | Over Limit | Limit Line | Read Level | LISN Factor | Cable Loss | Remark |
|-----|--------|-------|------------|------------|------------|-------------|------------|---------|
| | MHz | dBuV | dB | dBuV | dBuV | dB | dB | |
| 1 * | 0.184 | 48.40 | -15.88 | 64.28 | 37.90 | 0.09 | 10.41 | QP |
| 2 | 0.184 | 32.40 | -21.88 | 54.28 | 21.90 | 0.09 | 10.41 | Average |
| 3 | 0.197 | 47.29 | -16.47 | 63.76 | 36.80 | 0.08 | 10.41 | QP |
| 4 | 0.197 | 31.79 | -21.97 | 53.76 | 21.30 | 0.08 | 10.41 | Average |
| 5 | 0.244 | 42.16 | -19.79 | 61.95 | 31.70 | 0.09 | 10.37 | QP |
| 6 | 0.244 | 25.06 | -26.89 | 51.95 | 14.60 | 0.09 | 10.37 | Average |
| 7 | 0.273 | 39.64 | -21.39 | 61.03 | 29.20 | 0.09 | 10.35 | QP |
| 8 | 0.273 | 22.74 | -28.29 | 51.03 | 12.30 | 0.09 | 10.35 | Average |
| 9 | 3.985 | 28.77 | -27.23 | 56.00 | 18.90 | -0.19 | 10.06 | QP |
| 10 | 3.985 | 21.87 | -24.13 | 46.00 | 12.00 | -0.19 | 10.06 | Average |
| 11 | 15.970 | 36.90 | -23.10 | 60.00 | 25.89 | -0.23 | 11.24 | QP |
| 12 | 15.970 | 29.90 | -20.10 | 50.00 | 18.89 | -0.23 | 11.24 | Average |



| | | | |
|-----------------|---|---------------------|-------------|
| Test Engineer : | Amos | Temperature : | 25.3~26.2°C |
| | | Relative Humidity : | 38~40% |
| Test Voltage : | 120Vac / 60Hz | Phase : | Neutral |
| Remark : | All emissions not reported here are more than 10 dB below the prescribed limit. | | |



Site : CO01-KS
 Condition : 15C RSS247-QP LISN-060105-N 2024 NEUTRAL

| | Freq | Level | Over | Limit | Read | LISN | Cable | Remark |
|-----|--------|-------|--------|-------|-------|--------|-------|---------|
| | MHz | dBuV | Limit | Line | Level | Factor | Loss | |
| | | | dB | dBuV | dBuV | dB | dB | |
| 1 * | 0.199 | 46.84 | -16.83 | 63.67 | 36.30 | 0.13 | 10.41 | QP |
| 2 | 0.199 | 29.94 | -23.73 | 53.67 | 19.40 | 0.13 | 10.41 | Average |
| 3 | 0.274 | 38.89 | -22.09 | 60.98 | 28.60 | -0.06 | 10.35 | QP |
| 4 | 0.274 | 22.59 | -28.39 | 50.98 | 12.30 | -0.06 | 10.35 | Average |
| 5 | 0.334 | 35.49 | -23.86 | 59.35 | 25.31 | -0.13 | 10.31 | QP |
| 6 | 0.334 | 25.49 | -23.86 | 49.35 | 15.31 | -0.13 | 10.31 | Average |
| 7 | 0.400 | 29.44 | -28.42 | 57.86 | 19.30 | -0.14 | 10.28 | QP |
| 8 | 0.400 | 23.44 | -24.42 | 47.86 | 13.30 | -0.14 | 10.28 | Average |
| 9 | 3.779 | 34.16 | -21.84 | 56.00 | 24.30 | -0.21 | 10.07 | QP |
| 10 | 3.779 | 24.16 | -21.84 | 46.00 | 14.30 | -0.21 | 10.07 | Average |
| 11 | 15.801 | 35.32 | -24.68 | 60.00 | 24.30 | -0.21 | 11.23 | QP |
| 12 | 15.801 | 29.32 | -20.68 | 50.00 | 18.30 | -0.21 | 11.23 | Average |

Note:

- Level(dBμV) = Read Level(dBμV) + LISN Factor(dB) + Cable Loss(dB)
- Over Limit(dB) = Level(dBμV) – Limit Line(dBμV)



Appendix C. Radiated Spurious Emission Test Data

| | | | |
|-----------------|----------|---------------------|---------|
| Test Engineer : | Jerry Xu | Relative Humidity : | 41~42% |
| | | Temperature : | 22~23°C |

Radiated Spurious Emission Test Modes

| Mode | Band (MHz) | Antenna | Modulation | Channel | Frequency | Data Rate | RU | Remark |
|--------|-------------|---------|--------------|---------|-----------|-----------|----|--------|
| Mode 1 | 2400-2483.5 | 1 | Bluetooth-LE | 00 | 2402 | 1Mbps | - | - |
| Mode 2 | 2400-2483.5 | 1 | Bluetooth-LE | 19 | 2440 | 1Mbps | - | - |
| Mode 3 | 2400-2483.5 | 1 | Bluetooth-LE | 39 | 2480 | 1Mbps | - | - |
| Mode 4 | 2400-2483.5 | 1 | Bluetooth-LE | 00 | 2402 | 2Mbps | - | - |
| Mode 5 | 2400-2483.5 | 1 | Bluetooth-LE | 19 | 2440 | 2Mbps | - | - |
| Mode 6 | 2400-2483.5 | 1 | Bluetooth-LE | 39 | 2480 | 2Mbps | - | - |

Summary of each worse mode

| Mode | Modulation | Ch. | Freq. (MHz) | Level (dBuV/m) | Limit (dBuV/m) | Margin (dB) | Pol. | Peak Avg. | Result | Remark |
|------|--------------|-----|-------------|----------------|----------------|-------------|------|-----------|--------|-----------|
| 1 | Bluetooth-LE | 00 | 2389.95 | 46.37 | 54.00 | -7.63 | H | AVERAGE | Pass | Band Edge |
| 1 | Bluetooth-LE | 00 | 4804.00 | 49.22 | 54.00 | -4.78 | H | AVERAGE | Pass | Harmonic |
| 2 | Bluetooth-LE | 19 | - | - | - | - | - | - | - | Band Edge |
| 2 | Bluetooth-LE | 19 | 4880.00 | 50.12 | 54.00 | -3.88 | V | AVERAGE | Pass | Harmonic |
| 3 | Bluetooth-LE | 39 | 2483.50 | 51.25 | 54.00 | -2.75 | H | AVERAGE | Pass | Band Edge |
| 3 | Bluetooth-LE | 39 | 4960.00 | 47.09 | 54.00 | -6.91 | V | AVERAGE | Pass | Harmonic |
| 4 | Bluetooth-LE | 00 | 2389.82 | 47.33 | 54.00 | -6.67 | H | AVERAGE | Pass | Band Edge |
| 4 | Bluetooth-LE | 00 | 4804.00 | 47.55 | 54.00 | -6.45 | H | AVERAGE | Pass | Harmonic |
| 5 | Bluetooth-LE | 19 | - | - | - | - | - | - | - | Band Edge |
| 5 | Bluetooth-LE | 19 | 4880.00 | 48.47 | 54.00 | -5.53 | V | AVERAGE | Pass | Harmonic |
| 6 | Bluetooth-LE | 39 | 2483.50 | 52.06 | 54.00 | -1.94 | H | AVERAGE | Pass | Band Edge |
| 6 | Bluetooth-LE | 39 | 4960.00 | 44.26 | 54.00 | -9.74 | V | AVERAGE | Pass | Harmonic |



| Mode | 1 | | | | | | | | | | | | | | | | | | | | | | | | | | | | | | | | | | | | | | | | | | | | | | | | | | | | | | | | | | | | | | | | | | | | | | | | | | | | | | | | | | | |
|-------|---|-------------|--------------|-------------|--------|--------|------|--------|--------|--------|------|---------|-------------|--------------|-------------|--------|--|--|--|-----|--------|--------|----|------|------|----|----|----|-----|---|---------|-------|-------|--------|-------|-------|------|-------|------|-----|-----|---------|---|-------|------|-----|-------|--------|-----|------|------|--------|------|-------|-------------|--------------|-------------|--------|--|--|--|-----|--------|--------|----|------|------|----|----|----|-----|---|---------|--------|-------|-------|--------|-------|------|-------|------|-----|-----|---------|
| | Band Edge | | | | | | | | | | | | | | | | | | | | | | | | | | | | | | | | | | | | | | | | | | | | | | | | | | | | | | | | | | | | | | | | | | | | | | | | | | | | | | | | | | | |
| | 2400-2483.5_Bluetooth-LE_CH00_2402MHz | | | | | | | | | | | | | | | | | | | | | | | | | | | | | | | | | | | | | | | | | | | | | | | | | | | | | | | | | | | | | | | | | | | | | | | | | | | | | | | | | | | |
| ANT | 1 | | | | | | | | | | | | | | | | | | | | | | | | | | | | | | | | | | | | | | | | | | | | | | | | | | | | | | | | | | | | | | | | | | | | | | | | | | | | | | | | | | | |
| Pol. | Horizontal | Fundamental | | | | | | | | | | | | | | | | | | | | | | | | | | | | | | | | | | | | | | | | | | | | | | | | | | | | | | | | | | | | | | | | | | | | | | | | | | | | | | | | | | |
| Peak | <table border="1"> <thead> <tr> <th>Limit</th> <th>Read</th> <th>Ant</th> <th>Cable</th> <th>Preamp</th> <th>Aux</th> <th>APos</th> <th>TPos</th> <th>Remark</th> </tr> <tr> <th>Freq</th> <th>Level</th> <th>Line Margin</th> <th>Level Factor</th> <th>Loss Factor</th> <th>Factor</th> <th></th> <th></th> <th></th> </tr> <tr> <th>MHz</th> <th>dBuV/m</th> <th>dBuV/m</th> <th>dB</th> <th>dBuV</th> <th>dB/m</th> <th>dB</th> <th>dB</th> <th>cm</th> <th>deg</th> </tr> </thead> <tbody> <tr> <td>1</td> <td>2389.95</td> <td>58.17</td> <td>74.00</td> <td>-15.83</td> <td>49.91</td> <td>32.20</td> <td>7.11</td> <td>37.05</td> <td>6.00</td> <td>100</td> <td>328</td> <td>PEAK</td> </tr> </tbody> </table> | Limit | Read | Ant | Cable | Preamp | Aux | APos | TPos | Remark | Freq | Level | Line Margin | Level Factor | Loss Factor | Factor | | | | MHz | dBuV/m | dBuV/m | dB | dBuV | dB/m | dB | dB | cm | deg | 1 | 2389.95 | 58.17 | 74.00 | -15.83 | 49.91 | 32.20 | 7.11 | 37.05 | 6.00 | 100 | 328 | PEAK | <table border="1"> <thead> <tr> <th>Limit</th> <th>Read</th> <th>Ant</th> <th>Cable</th> <th>Preamp</th> <th>Aux</th> <th>APos</th> <th>TPos</th> <th>Remark</th> </tr> <tr> <th>Freq</th> <th>Level</th> <th>Line Margin</th> <th>Level Factor</th> <th>Loss Factor</th> <th>Factor</th> <th></th> <th></th> <th></th> </tr> <tr> <th>MHz</th> <th>dBuV/m</th> <th>dBuV/m</th> <th>dB</th> <th>dBuV</th> <th>dB/m</th> <th>dB</th> <th>dB</th> <th>cm</th> <th>deg</th> </tr> </thead> <tbody> <tr> <td>1</td> <td>2402.00</td> <td>120.39</td> <td>-----</td> <td>-----</td> <td>112.01</td> <td>32.30</td> <td>7.12</td> <td>37.04</td> <td>6.00</td> <td>100</td> <td>328</td> <td>PEAK</td> </tr> </tbody> </table> | Limit | Read | Ant | Cable | Preamp | Aux | APos | TPos | Remark | Freq | Level | Line Margin | Level Factor | Loss Factor | Factor | | | | MHz | dBuV/m | dBuV/m | dB | dBuV | dB/m | dB | dB | cm | deg | 1 | 2402.00 | 120.39 | ----- | ----- | 112.01 | 32.30 | 7.12 | 37.04 | 6.00 | 100 | 328 | PEAK |
| | Limit | Read | Ant | Cable | Preamp | Aux | APos | TPos | Remark | | | | | | | | | | | | | | | | | | | | | | | | | | | | | | | | | | | | | | | | | | | | | | | | | | | | | | | | | | | | | | | | | | | | | | | | | | | |
| Freq | Level | Line Margin | Level Factor | Loss Factor | Factor | | | | | | | | | | | | | | | | | | | | | | | | | | | | | | | | | | | | | | | | | | | | | | | | | | | | | | | | | | | | | | | | | | | | | | | | | | | | | | | |
| MHz | dBuV/m | dBuV/m | dB | dBuV | dB/m | dB | dB | cm | deg | | | | | | | | | | | | | | | | | | | | | | | | | | | | | | | | | | | | | | | | | | | | | | | | | | | | | | | | | | | | | | | | | | | | | | | | | | | |
| 1 | 2389.95 | 58.17 | 74.00 | -15.83 | 49.91 | 32.20 | 7.11 | 37.05 | 6.00 | 100 | 328 | PEAK | | | | | | | | | | | | | | | | | | | | | | | | | | | | | | | | | | | | | | | | | | | | | | | | | | | | | | | | | | | | | | | | | | | | | | | | |
| Limit | Read | Ant | Cable | Preamp | Aux | APos | TPos | Remark | | | | | | | | | | | | | | | | | | | | | | | | | | | | | | | | | | | | | | | | | | | | | | | | | | | | | | | | | | | | | | | | | | | | | | | | | | | | |
| Freq | Level | Line Margin | Level Factor | Loss Factor | Factor | | | | | | | | | | | | | | | | | | | | | | | | | | | | | | | | | | | | | | | | | | | | | | | | | | | | | | | | | | | | | | | | | | | | | | | | | | | | | | | |
| MHz | dBuV/m | dBuV/m | dB | dBuV | dB/m | dB | dB | cm | deg | | | | | | | | | | | | | | | | | | | | | | | | | | | | | | | | | | | | | | | | | | | | | | | | | | | | | | | | | | | | | | | | | | | | | | | | | | | |
| 1 | 2402.00 | 120.39 | ----- | ----- | 112.01 | 32.30 | 7.12 | 37.04 | 6.00 | 100 | 328 | PEAK | | | | | | | | | | | | | | | | | | | | | | | | | | | | | | | | | | | | | | | | | | | | | | | | | | | | | | | | | | | | | | | | | | | | | | | | |
| Avg | <table border="1"> <thead> <tr> <th>Limit</th> <th>Read</th> <th>Ant</th> <th>Cable</th> <th>Preamp</th> <th>Aux</th> <th>APos</th> <th>TPos</th> <th>Remark</th> </tr> <tr> <th>Freq</th> <th>Level</th> <th>Line Margin</th> <th>Level Factor</th> <th>Loss Factor</th> <th>Factor</th> <th></th> <th></th> <th></th> </tr> <tr> <th>MHz</th> <th>dBuV/m</th> <th>dBuV/m</th> <th>dB</th> <th>dBuV</th> <th>dB/m</th> <th>dB</th> <th>dB</th> <th>cm</th> <th>deg</th> </tr> </thead> <tbody> <tr> <td>1</td> <td>2389.95</td> <td>46.37</td> <td>54.00</td> <td>-7.63</td> <td>38.11</td> <td>32.20</td> <td>7.11</td> <td>37.05</td> <td>6.00</td> <td>100</td> <td>328</td> <td>AVERAGE</td> </tr> </tbody> </table> | Limit | Read | Ant | Cable | Preamp | Aux | APos | TPos | Remark | Freq | Level | Line Margin | Level Factor | Loss Factor | Factor | | | | MHz | dBuV/m | dBuV/m | dB | dBuV | dB/m | dB | dB | cm | deg | 1 | 2389.95 | 46.37 | 54.00 | -7.63 | 38.11 | 32.20 | 7.11 | 37.05 | 6.00 | 100 | 328 | AVERAGE | <table border="1"> <thead> <tr> <th>Limit</th> <th>Read</th> <th>Ant</th> <th>Cable</th> <th>Preamp</th> <th>Aux</th> <th>APos</th> <th>TPos</th> <th>Remark</th> </tr> <tr> <th>Freq</th> <th>Level</th> <th>Line Margin</th> <th>Level Factor</th> <th>Loss Factor</th> <th>Factor</th> <th></th> <th></th> <th></th> </tr> <tr> <th>MHz</th> <th>dBuV/m</th> <th>dBuV/m</th> <th>dB</th> <th>dBuV</th> <th>dB/m</th> <th>dB</th> <th>dB</th> <th>cm</th> <th>deg</th> </tr> </thead> <tbody> <tr> <td>1</td> <td>2402.00</td> <td>118.45</td> <td>-----</td> <td>-----</td> <td>110.07</td> <td>32.30</td> <td>7.12</td> <td>37.04</td> <td>6.00</td> <td>100</td> <td>328</td> <td>AVERAGE</td> </tr> </tbody> </table> | Limit | Read | Ant | Cable | Preamp | Aux | APos | TPos | Remark | Freq | Level | Line Margin | Level Factor | Loss Factor | Factor | | | | MHz | dBuV/m | dBuV/m | dB | dBuV | dB/m | dB | dB | cm | deg | 1 | 2402.00 | 118.45 | ----- | ----- | 110.07 | 32.30 | 7.12 | 37.04 | 6.00 | 100 | 328 | AVERAGE |
| Limit | Read | Ant | Cable | Preamp | Aux | APos | TPos | Remark | | | | | | | | | | | | | | | | | | | | | | | | | | | | | | | | | | | | | | | | | | | | | | | | | | | | | | | | | | | | | | | | | | | | | | | | | | | | |
| Freq | Level | Line Margin | Level Factor | Loss Factor | Factor | | | | | | | | | | | | | | | | | | | | | | | | | | | | | | | | | | | | | | | | | | | | | | | | | | | | | | | | | | | | | | | | | | | | | | | | | | | | | | | |
| MHz | dBuV/m | dBuV/m | dB | dBuV | dB/m | dB | dB | cm | deg | | | | | | | | | | | | | | | | | | | | | | | | | | | | | | | | | | | | | | | | | | | | | | | | | | | | | | | | | | | | | | | | | | | | | | | | | | | |
| 1 | 2389.95 | 46.37 | 54.00 | -7.63 | 38.11 | 32.20 | 7.11 | 37.05 | 6.00 | 100 | 328 | AVERAGE | | | | | | | | | | | | | | | | | | | | | | | | | | | | | | | | | | | | | | | | | | | | | | | | | | | | | | | | | | | | | | | | | | | | | | | | |
| Limit | Read | Ant | Cable | Preamp | Aux | APos | TPos | Remark | | | | | | | | | | | | | | | | | | | | | | | | | | | | | | | | | | | | | | | | | | | | | | | | | | | | | | | | | | | | | | | | | | | | | | | | | | | | |
| Freq | Level | Line Margin | Level Factor | Loss Factor | Factor | | | | | | | | | | | | | | | | | | | | | | | | | | | | | | | | | | | | | | | | | | | | | | | | | | | | | | | | | | | | | | | | | | | | | | | | | | | | | | | |
| MHz | dBuV/m | dBuV/m | dB | dBuV | dB/m | dB | dB | cm | deg | | | | | | | | | | | | | | | | | | | | | | | | | | | | | | | | | | | | | | | | | | | | | | | | | | | | | | | | | | | | | | | | | | | | | | | | | | | |
| 1 | 2402.00 | 118.45 | ----- | ----- | 110.07 | 32.30 | 7.12 | 37.04 | 6.00 | 100 | 328 | AVERAGE | | | | | | | | | | | | | | | | | | | | | | | | | | | | | | | | | | | | | | | | | | | | | | | | | | | | | | | | | | | | | | | | | | | | | | | | |



| Mode | 1 | | | | | | | | | | | | | | | | | | | | | | | | | | | | | | | | | | | | | | | | | | | | | | | | | | | | | | | | | | | | | | | | | | | | | | | | | | | | | | | | | |
|-------|---|-------------|--------|--------|--------|--------|--------|--------|--------|--------|------|---------|------|--------|-------|--------|------|--------|--------|-----|--------|--------|----|------|------|----|----|----|---|---------|-------|-------|--------|-------|-------|------|-------|------|-----|-----|---------|---|-------|------|-----|-------|--------|-----|------|------|--------|------|-------|------|--------|-------|--------|------|--------|--------|-----|--------|--------|----|------|------|----|----|----|---|---------|--------|-------|-------|--------|-------|------|-------|------|-----|-----|---------|
| | Band Edge | | | | | | | | | | | | | | | | | | | | | | | | | | | | | | | | | | | | | | | | | | | | | | | | | | | | | | | | | | | | | | | | | | | | | | | | | | | | | | | | | |
| | 2400-2483.5_Bluetooth-LE_CH00_2402MHz | | | | | | | | | | | | | | | | | | | | | | | | | | | | | | | | | | | | | | | | | | | | | | | | | | | | | | | | | | | | | | | | | | | | | | | | | | | | | | | | | |
| ANT | 1 | | | | | | | | | | | | | | | | | | | | | | | | | | | | | | | | | | | | | | | | | | | | | | | | | | | | | | | | | | | | | | | | | | | | | | | | | | | | | | | | | |
| Pol. | Vertical | Fundamental | | | | | | | | | | | | | | | | | | | | | | | | | | | | | | | | | | | | | | | | | | | | | | | | | | | | | | | | | | | | | | | | | | | | | | | | | | | | | | | | |
| Peak | <table border="1"> <thead> <tr> <th>Limit</th> <th>Read</th> <th>Ant</th> <th>Cable</th> <th>Preamp</th> <th>Aux</th> <th>APos</th> <th>TPos</th> <th>Remark</th> </tr> <tr> <th>Freq</th> <th>Level</th> <th>Line</th> <th>Margin</th> <th>Level</th> <th>Factor</th> <th>Loss</th> <th>Factor</th> <th>Factor</th> </tr> <tr> <th>MHz</th> <th>dBuV/m</th> <th>dBuV/m</th> <th>dB</th> <th>dBuV</th> <th>dB/m</th> <th>dB</th> <th>dB</th> <th>dB</th> </tr> </thead> <tbody> <tr> <td>1</td> <td>2384.23</td> <td>56.02</td> <td>74.00</td> <td>-17.98</td> <td>47.83</td> <td>32.14</td> <td>7.10</td> <td>37.05</td> <td>6.00</td> <td>303</td> <td>359</td> <td>PEAK</td> </tr> </tbody> </table> | Limit | Read | Ant | Cable | Preamp | Aux | APos | TPos | Remark | Freq | Level | Line | Margin | Level | Factor | Loss | Factor | Factor | MHz | dBuV/m | dBuV/m | dB | dBuV | dB/m | dB | dB | dB | 1 | 2384.23 | 56.02 | 74.00 | -17.98 | 47.83 | 32.14 | 7.10 | 37.05 | 6.00 | 303 | 359 | PEAK | <table border="1"> <thead> <tr> <th>Limit</th> <th>Read</th> <th>Ant</th> <th>Cable</th> <th>Preamp</th> <th>Aux</th> <th>APos</th> <th>TPos</th> <th>Remark</th> </tr> <tr> <th>Freq</th> <th>Level</th> <th>Line</th> <th>Margin</th> <th>Level</th> <th>Factor</th> <th>Loss</th> <th>Factor</th> <th>Factor</th> </tr> <tr> <th>MHz</th> <th>dBuV/m</th> <th>dBuV/m</th> <th>dB</th> <th>dBuV</th> <th>dB/m</th> <th>dB</th> <th>dB</th> <th>dB</th> </tr> </thead> <tbody> <tr> <td>1</td> <td>2402.00</td> <td>117.32</td> <td>-----</td> <td>-----</td> <td>108.94</td> <td>32.30</td> <td>7.12</td> <td>37.04</td> <td>6.00</td> <td>303</td> <td>359</td> <td>PEAK</td> </tr> </tbody> </table> | Limit | Read | Ant | Cable | Preamp | Aux | APos | TPos | Remark | Freq | Level | Line | Margin | Level | Factor | Loss | Factor | Factor | MHz | dBuV/m | dBuV/m | dB | dBuV | dB/m | dB | dB | dB | 1 | 2402.00 | 117.32 | ----- | ----- | 108.94 | 32.30 | 7.12 | 37.04 | 6.00 | 303 | 359 | PEAK |
| | Limit | Read | Ant | Cable | Preamp | Aux | APos | TPos | Remark | | | | | | | | | | | | | | | | | | | | | | | | | | | | | | | | | | | | | | | | | | | | | | | | | | | | | | | | | | | | | | | | | | | | | | | | | |
| Freq | Level | Line | Margin | Level | Factor | Loss | Factor | Factor | | | | | | | | | | | | | | | | | | | | | | | | | | | | | | | | | | | | | | | | | | | | | | | | | | | | | | | | | | | | | | | | | | | | | | | | | | |
| MHz | dBuV/m | dBuV/m | dB | dBuV | dB/m | dB | dB | dB | | | | | | | | | | | | | | | | | | | | | | | | | | | | | | | | | | | | | | | | | | | | | | | | | | | | | | | | | | | | | | | | | | | | | | | | | | |
| 1 | 2384.23 | 56.02 | 74.00 | -17.98 | 47.83 | 32.14 | 7.10 | 37.05 | 6.00 | 303 | 359 | PEAK | | | | | | | | | | | | | | | | | | | | | | | | | | | | | | | | | | | | | | | | | | | | | | | | | | | | | | | | | | | | | | | | | | | | | | |
| Limit | Read | Ant | Cable | Preamp | Aux | APos | TPos | Remark | | | | | | | | | | | | | | | | | | | | | | | | | | | | | | | | | | | | | | | | | | | | | | | | | | | | | | | | | | | | | | | | | | | | | | | | | | |
| Freq | Level | Line | Margin | Level | Factor | Loss | Factor | Factor | | | | | | | | | | | | | | | | | | | | | | | | | | | | | | | | | | | | | | | | | | | | | | | | | | | | | | | | | | | | | | | | | | | | | | | | | | |
| MHz | dBuV/m | dBuV/m | dB | dBuV | dB/m | dB | dB | dB | | | | | | | | | | | | | | | | | | | | | | | | | | | | | | | | | | | | | | | | | | | | | | | | | | | | | | | | | | | | | | | | | | | | | | | | | | |
| 1 | 2402.00 | 117.32 | ----- | ----- | 108.94 | 32.30 | 7.12 | 37.04 | 6.00 | 303 | 359 | PEAK | | | | | | | | | | | | | | | | | | | | | | | | | | | | | | | | | | | | | | | | | | | | | | | | | | | | | | | | | | | | | | | | | | | | | | |
| Avg | <table border="1"> <thead> <tr> <th>Limit</th> <th>Read</th> <th>Ant</th> <th>Cable</th> <th>Preamp</th> <th>Aux</th> <th>APos</th> <th>TPos</th> <th>Remark</th> </tr> <tr> <th>Freq</th> <th>Level</th> <th>Line</th> <th>Margin</th> <th>Level</th> <th>Factor</th> <th>Loss</th> <th>Factor</th> <th>Factor</th> </tr> <tr> <th>MHz</th> <th>dBuV/m</th> <th>dBuV/m</th> <th>dB</th> <th>dBuV</th> <th>dB/m</th> <th>dB</th> <th>dB</th> <th>dB</th> </tr> </thead> <tbody> <tr> <td>1</td> <td>2389.95</td> <td>44.05</td> <td>54.00</td> <td>-9.95</td> <td>35.79</td> <td>32.20</td> <td>7.11</td> <td>37.05</td> <td>6.00</td> <td>303</td> <td>359</td> <td>AVERAGE</td> </tr> </tbody> </table> | Limit | Read | Ant | Cable | Preamp | Aux | APos | TPos | Remark | Freq | Level | Line | Margin | Level | Factor | Loss | Factor | Factor | MHz | dBuV/m | dBuV/m | dB | dBuV | dB/m | dB | dB | dB | 1 | 2389.95 | 44.05 | 54.00 | -9.95 | 35.79 | 32.20 | 7.11 | 37.05 | 6.00 | 303 | 359 | AVERAGE | <table border="1"> <thead> <tr> <th>Limit</th> <th>Read</th> <th>Ant</th> <th>Cable</th> <th>Preamp</th> <th>Aux</th> <th>APos</th> <th>TPos</th> <th>Remark</th> </tr> <tr> <th>Freq</th> <th>Level</th> <th>Line</th> <th>Margin</th> <th>Level</th> <th>Factor</th> <th>Loss</th> <th>Factor</th> <th>Factor</th> </tr> <tr> <th>MHz</th> <th>dBuV/m</th> <th>dBuV/m</th> <th>dB</th> <th>dBuV</th> <th>dB/m</th> <th>dB</th> <th>dB</th> <th>dB</th> </tr> </thead> <tbody> <tr> <td>1</td> <td>2402.00</td> <td>115.34</td> <td>-----</td> <td>-----</td> <td>106.96</td> <td>32.30</td> <td>7.12</td> <td>37.04</td> <td>6.00</td> <td>303</td> <td>359</td> <td>AVERAGE</td> </tr> </tbody> </table> | Limit | Read | Ant | Cable | Preamp | Aux | APos | TPos | Remark | Freq | Level | Line | Margin | Level | Factor | Loss | Factor | Factor | MHz | dBuV/m | dBuV/m | dB | dBuV | dB/m | dB | dB | dB | 1 | 2402.00 | 115.34 | ----- | ----- | 106.96 | 32.30 | 7.12 | 37.04 | 6.00 | 303 | 359 | AVERAGE |
| Limit | Read | Ant | Cable | Preamp | Aux | APos | TPos | Remark | | | | | | | | | | | | | | | | | | | | | | | | | | | | | | | | | | | | | | | | | | | | | | | | | | | | | | | | | | | | | | | | | | | | | | | | | | |
| Freq | Level | Line | Margin | Level | Factor | Loss | Factor | Factor | | | | | | | | | | | | | | | | | | | | | | | | | | | | | | | | | | | | | | | | | | | | | | | | | | | | | | | | | | | | | | | | | | | | | | | | | | |
| MHz | dBuV/m | dBuV/m | dB | dBuV | dB/m | dB | dB | dB | | | | | | | | | | | | | | | | | | | | | | | | | | | | | | | | | | | | | | | | | | | | | | | | | | | | | | | | | | | | | | | | | | | | | | | | | | |
| 1 | 2389.95 | 44.05 | 54.00 | -9.95 | 35.79 | 32.20 | 7.11 | 37.05 | 6.00 | 303 | 359 | AVERAGE | | | | | | | | | | | | | | | | | | | | | | | | | | | | | | | | | | | | | | | | | | | | | | | | | | | | | | | | | | | | | | | | | | | | | | |
| Limit | Read | Ant | Cable | Preamp | Aux | APos | TPos | Remark | | | | | | | | | | | | | | | | | | | | | | | | | | | | | | | | | | | | | | | | | | | | | | | | | | | | | | | | | | | | | | | | | | | | | | | | | | |
| Freq | Level | Line | Margin | Level | Factor | Loss | Factor | Factor | | | | | | | | | | | | | | | | | | | | | | | | | | | | | | | | | | | | | | | | | | | | | | | | | | | | | | | | | | | | | | | | | | | | | | | | | | |
| MHz | dBuV/m | dBuV/m | dB | dBuV | dB/m | dB | dB | dB | | | | | | | | | | | | | | | | | | | | | | | | | | | | | | | | | | | | | | | | | | | | | | | | | | | | | | | | | | | | | | | | | | | | | | | | | | |
| 1 | 2402.00 | 115.34 | ----- | ----- | 106.96 | 32.30 | 7.12 | 37.04 | 6.00 | 303 | 359 | AVERAGE | | | | | | | | | | | | | | | | | | | | | | | | | | | | | | | | | | | | | | | | | | | | | | | | | | | | | | | | | | | | | | | | | | | | | | |



| Mode | 1 | | | | | | | | | | | | | | | | | | | | | | | | | | | | | | | | | | | | | | | | | | | | | | | | | | | | | | | | | | | | | | | | | | | | | | | | | | | | | | | | | | | | | | | | | | | | | | | | | | | | | | | | | | | |
|----------|--|----------|-------|--------|--------|-------|--------|--------|------|------|------|---------|------|-------|-------|--------|------|--------|--------|-----|--------|--------|----|------|------|----|----|----|---|---------|-------|-------|--------|-------|-------|------|-------|------|-----|----|------|---|---------|-------|-------|-------|-------|-------|------|-------|------|-----|----|---------|--|-------|------|------|-----|-------|--------|-----|------|------|------|-------|------|-------|-------|--------|------|--------|--------|-----|--------|--------|----|------|------|----|----|----|---|---------|-------|-------|--------|-------|-------|------|-------|------|-----|----|------|---|---------|-------|-------|-------|-------|-------|------|-------|------|-----|----|---------|
| | Harmonic | | | | | | | | | | | | | | | | | | | | | | | | | | | | | | | | | | | | | | | | | | | | | | | | | | | | | | | | | | | | | | | | | | | | | | | | | | | | | | | | | | | | | | | | | | | | | | | | | | | | | | | | | | | |
| | 2400-2483.5_Bluetooth-LE_CH00_2402MHz | | | | | | | | | | | | | | | | | | | | | | | | | | | | | | | | | | | | | | | | | | | | | | | | | | | | | | | | | | | | | | | | | | | | | | | | | | | | | | | | | | | | | | | | | | | | | | | | | | | | | | | | | | | |
| ANT | 1 | | | | | | | | | | | | | | | | | | | | | | | | | | | | | | | | | | | | | | | | | | | | | | | | | | | | | | | | | | | | | | | | | | | | | | | | | | | | | | | | | | | | | | | | | | | | | | | | | | | | | | | | | | | |
| Pol. | Horizontal | Vertical | | | | | | | | | | | | | | | | | | | | | | | | | | | | | | | | | | | | | | | | | | | | | | | | | | | | | | | | | | | | | | | | | | | | | | | | | | | | | | | | | | | | | | | | | | | | | | | | | | | | | | | | | | |
| Peak Avg | <table border="1"> <thead> <tr> <th>Limit</th> <th>Over</th> <th>Read</th> <th>Ant</th> <th>Cable</th> <th>Preamp</th> <th>Aux</th> <th>APos</th> <th>TPos</th> </tr> <tr> <th>Freq</th> <th>Level</th> <th>Line</th> <th>Limit</th> <th>Level</th> <th>Factor</th> <th>Loss</th> <th>Factor</th> <th>Factor</th> </tr> <tr> <th>MHz</th> <th>dBuV/m</th> <th>dBuV/m</th> <th>dB</th> <th>dBuV</th> <th>dB/m</th> <th>dB</th> <th>dB</th> <th>cm</th> </tr> </thead> <tbody> <tr> <td>1</td> <td>4804.00</td> <td>52.90</td> <td>74.00</td> <td>-21.10</td> <td>75.23</td> <td>34.20</td> <td>9.44</td> <td>65.97</td> <td>0.00</td> <td>294</td> <td>40</td> <td>PEAK</td> </tr> <tr> <td>2</td> <td>4804.00</td> <td>49.22</td> <td>54.00</td> <td>-4.78</td> <td>71.55</td> <td>34.20</td> <td>9.44</td> <td>65.97</td> <td>0.00</td> <td>294</td> <td>40</td> <td>AVERAGE</td> </tr> </tbody> </table> | Limit | Over | Read | Ant | Cable | Preamp | Aux | APos | TPos | Freq | Level | Line | Limit | Level | Factor | Loss | Factor | Factor | MHz | dBuV/m | dBuV/m | dB | dBuV | dB/m | dB | dB | cm | 1 | 4804.00 | 52.90 | 74.00 | -21.10 | 75.23 | 34.20 | 9.44 | 65.97 | 0.00 | 294 | 40 | PEAK | 2 | 4804.00 | 49.22 | 54.00 | -4.78 | 71.55 | 34.20 | 9.44 | 65.97 | 0.00 | 294 | 40 | AVERAGE | <table border="1"> <thead> <tr> <th>Limit</th> <th>Over</th> <th>Read</th> <th>Ant</th> <th>Cable</th> <th>Preamp</th> <th>Aux</th> <th>APos</th> <th>TPos</th> </tr> <tr> <th>Freq</th> <th>Level</th> <th>Line</th> <th>Limit</th> <th>Level</th> <th>Factor</th> <th>Loss</th> <th>Factor</th> <th>Factor</th> </tr> <tr> <th>MHz</th> <th>dBuV/m</th> <th>dBuV/m</th> <th>dB</th> <th>dBuV</th> <th>dB/m</th> <th>dB</th> <th>dB</th> <th>cm</th> </tr> </thead> <tbody> <tr> <td>1</td> <td>4804.00</td> <td>50.66</td> <td>74.00</td> <td>-23.34</td> <td>72.99</td> <td>34.20</td> <td>9.44</td> <td>65.97</td> <td>0.00</td> <td>100</td> <td>31</td> <td>PEAK</td> </tr> <tr> <td>2</td> <td>4804.00</td> <td>46.89</td> <td>54.00</td> <td>-7.11</td> <td>69.22</td> <td>34.20</td> <td>9.44</td> <td>65.97</td> <td>0.00</td> <td>100</td> <td>31</td> <td>AVERAGE</td> </tr> </tbody> </table> | Limit | Over | Read | Ant | Cable | Preamp | Aux | APos | TPos | Freq | Level | Line | Limit | Level | Factor | Loss | Factor | Factor | MHz | dBuV/m | dBuV/m | dB | dBuV | dB/m | dB | dB | cm | 1 | 4804.00 | 50.66 | 74.00 | -23.34 | 72.99 | 34.20 | 9.44 | 65.97 | 0.00 | 100 | 31 | PEAK | 2 | 4804.00 | 46.89 | 54.00 | -7.11 | 69.22 | 34.20 | 9.44 | 65.97 | 0.00 | 100 | 31 | AVERAGE |
| Limit | Over | Read | Ant | Cable | Preamp | Aux | APos | TPos | | | | | | | | | | | | | | | | | | | | | | | | | | | | | | | | | | | | | | | | | | | | | | | | | | | | | | | | | | | | | | | | | | | | | | | | | | | | | | | | | | | | | | | | | | | | | | | | | | | | |
| Freq | Level | Line | Limit | Level | Factor | Loss | Factor | Factor | | | | | | | | | | | | | | | | | | | | | | | | | | | | | | | | | | | | | | | | | | | | | | | | | | | | | | | | | | | | | | | | | | | | | | | | | | | | | | | | | | | | | | | | | | | | | | | | | | | | |
| MHz | dBuV/m | dBuV/m | dB | dBuV | dB/m | dB | dB | cm | | | | | | | | | | | | | | | | | | | | | | | | | | | | | | | | | | | | | | | | | | | | | | | | | | | | | | | | | | | | | | | | | | | | | | | | | | | | | | | | | | | | | | | | | | | | | | | | | | | | |
| 1 | 4804.00 | 52.90 | 74.00 | -21.10 | 75.23 | 34.20 | 9.44 | 65.97 | 0.00 | 294 | 40 | PEAK | | | | | | | | | | | | | | | | | | | | | | | | | | | | | | | | | | | | | | | | | | | | | | | | | | | | | | | | | | | | | | | | | | | | | | | | | | | | | | | | | | | | | | | | | | | | | | | | |
| 2 | 4804.00 | 49.22 | 54.00 | -4.78 | 71.55 | 34.20 | 9.44 | 65.97 | 0.00 | 294 | 40 | AVERAGE | | | | | | | | | | | | | | | | | | | | | | | | | | | | | | | | | | | | | | | | | | | | | | | | | | | | | | | | | | | | | | | | | | | | | | | | | | | | | | | | | | | | | | | | | | | | | | | | |
| Limit | Over | Read | Ant | Cable | Preamp | Aux | APos | TPos | | | | | | | | | | | | | | | | | | | | | | | | | | | | | | | | | | | | | | | | | | | | | | | | | | | | | | | | | | | | | | | | | | | | | | | | | | | | | | | | | | | | | | | | | | | | | | | | | | | | |
| Freq | Level | Line | Limit | Level | Factor | Loss | Factor | Factor | | | | | | | | | | | | | | | | | | | | | | | | | | | | | | | | | | | | | | | | | | | | | | | | | | | | | | | | | | | | | | | | | | | | | | | | | | | | | | | | | | | | | | | | | | | | | | | | | | | | |
| MHz | dBuV/m | dBuV/m | dB | dBuV | dB/m | dB | dB | cm | | | | | | | | | | | | | | | | | | | | | | | | | | | | | | | | | | | | | | | | | | | | | | | | | | | | | | | | | | | | | | | | | | | | | | | | | | | | | | | | | | | | | | | | | | | | | | | | | | | | |
| 1 | 4804.00 | 50.66 | 74.00 | -23.34 | 72.99 | 34.20 | 9.44 | 65.97 | 0.00 | 100 | 31 | PEAK | | | | | | | | | | | | | | | | | | | | | | | | | | | | | | | | | | | | | | | | | | | | | | | | | | | | | | | | | | | | | | | | | | | | | | | | | | | | | | | | | | | | | | | | | | | | | | | | |
| 2 | 4804.00 | 46.89 | 54.00 | -7.11 | 69.22 | 34.20 | 9.44 | 65.97 | 0.00 | 100 | 31 | AVERAGE | | | | | | | | | | | | | | | | | | | | | | | | | | | | | | | | | | | | | | | | | | | | | | | | | | | | | | | | | | | | | | | | | | | | | | | | | | | | | | | | | | | | | | | | | | | | | | | | |



| Mode | 2 | | | | | | | | | | | | | | | | | | | | | | | | | | | | | | | | | | | | | | | | | | | | | | | | | | | | | | | | | | | | | | | | | | | | | | | | | | | | | | | | | | | | | | | | | | | | | | | | | | | | | | | | | | | | | | | | | | | | | | | | | | | | | | | | | | | | | | | | | | | | | |
|-------------|--|----------|-------|--------|--------|--------|--------|--------|--------|--------|--------|---------|-------|------|-------|-------|--------|------|--------|--------|--|-----|--------|--------|----|------|------|----|----|----|----|-----|---|---------|-------|-------|--------|-------|-------|------|-------|------|-----|-----|------|---|---------|-------|-------|-------|-------|-------|------|-------|------|-----|-----|---------|---|---------|-------|-------|--------|-------|-------|-------|-------|------|-----|-----|------|--|-------|------|------|-----|-------|--------|-----|------|------|--------|------|-------|------|-------|-------|--------|------|--------|--------|--|-----|--------|--------|----|------|------|----|----|----|----|-----|---|---------|-------|-------|--------|-------|-------|------|-------|------|-----|----|------|---|---------|-------|-------|-------|-------|-------|------|-------|------|-----|----|---------|---|---------|-------|-------|--------|-------|-------|-------|-------|------|-----|-----|------|
| | Harmonic | | | | | | | | | | | | | | | | | | | | | | | | | | | | | | | | | | | | | | | | | | | | | | | | | | | | | | | | | | | | | | | | | | | | | | | | | | | | | | | | | | | | | | | | | | | | | | | | | | | | | | | | | | | | | | | | | | | | | | | | | | | | | | | | | | | | | | | | | | | | | |
| | 2400-2483.5_Bluetooth-LE_CH19_2440MHz | | | | | | | | | | | | | | | | | | | | | | | | | | | | | | | | | | | | | | | | | | | | | | | | | | | | | | | | | | | | | | | | | | | | | | | | | | | | | | | | | | | | | | | | | | | | | | | | | | | | | | | | | | | | | | | | | | | | | | | | | | | | | | | | | | | | | | | | | | | | | |
| ANT | 1 | | | | | | | | | | | | | | | | | | | | | | | | | | | | | | | | | | | | | | | | | | | | | | | | | | | | | | | | | | | | | | | | | | | | | | | | | | | | | | | | | | | | | | | | | | | | | | | | | | | | | | | | | | | | | | | | | | | | | | | | | | | | | | | | | | | | | | | | | | | | | |
| Pol. | Horizontal | Vertical | | | | | | | | | | | | | | | | | | | | | | | | | | | | | | | | | | | | | | | | | | | | | | | | | | | | | | | | | | | | | | | | | | | | | | | | | | | | | | | | | | | | | | | | | | | | | | | | | | | | | | | | | | | | | | | | | | | | | | | | | | | | | | | | | | | | | | | | | | | | |
| Peak Avg | <table border="1"> <thead> <tr> <th>Limit</th> <th>Over</th> <th>Read</th> <th>Ant</th> <th>Cable</th> <th>Preamp</th> <th>Aux</th> <th>APos</th> <th>TPos</th> <th>Remark</th> </tr> <tr> <th>Freq</th> <th>Level</th> <th>Line</th> <th>Limit</th> <th>Level</th> <th>Factor</th> <th>Loss</th> <th>Factor</th> <th>Factor</th> <th></th> </tr> <tr> <th>MHz</th> <th>dBuV/m</th> <th>dBuV/m</th> <th>dB</th> <th>dBuV</th> <th>dB/m</th> <th>dB</th> <th>dB</th> <th>dB</th> <th>cm</th> <th>deg</th> </tr> </thead> <tbody> <tr> <td>1</td> <td>4880.00</td> <td>52.16</td> <td>74.00</td> <td>-21.84</td> <td>74.35</td> <td>34.14</td> <td>9.53</td> <td>65.86</td> <td>0.00</td> <td>295</td> <td>314</td> <td>PEAK</td> </tr> <tr> <td>2</td> <td>4880.00</td> <td>48.75</td> <td>54.00</td> <td>-5.25</td> <td>70.94</td> <td>34.14</td> <td>9.53</td> <td>65.86</td> <td>0.00</td> <td>295</td> <td>314</td> <td>AVERAGE</td> </tr> <tr> <td>3</td> <td>7320.00</td> <td>43.86</td> <td>74.00</td> <td>-30.14</td> <td>61.67</td> <td>35.70</td> <td>11.69</td> <td>65.20</td> <td>0.00</td> <td>---</td> <td>---</td> <td>PEAK</td> </tr> </tbody> </table> | Limit | Over | Read | Ant | Cable | Preamp | Aux | APos | TPos | Remark | Freq | Level | Line | Limit | Level | Factor | Loss | Factor | Factor | | MHz | dBuV/m | dBuV/m | dB | dBuV | dB/m | dB | dB | dB | cm | deg | 1 | 4880.00 | 52.16 | 74.00 | -21.84 | 74.35 | 34.14 | 9.53 | 65.86 | 0.00 | 295 | 314 | PEAK | 2 | 4880.00 | 48.75 | 54.00 | -5.25 | 70.94 | 34.14 | 9.53 | 65.86 | 0.00 | 295 | 314 | AVERAGE | 3 | 7320.00 | 43.86 | 74.00 | -30.14 | 61.67 | 35.70 | 11.69 | 65.20 | 0.00 | --- | --- | PEAK | <table border="1"> <thead> <tr> <th>Limit</th> <th>Over</th> <th>Read</th> <th>Ant</th> <th>Cable</th> <th>Preamp</th> <th>Aux</th> <th>APos</th> <th>TPos</th> <th>Remark</th> </tr> <tr> <th>Freq</th> <th>Level</th> <th>Line</th> <th>Limit</th> <th>Level</th> <th>Factor</th> <th>Loss</th> <th>Factor</th> <th>Factor</th> <th></th> </tr> <tr> <th>MHz</th> <th>dBuV/m</th> <th>dBuV/m</th> <th>dB</th> <th>dBuV</th> <th>dB/m</th> <th>dB</th> <th>dB</th> <th>dB</th> <th>cm</th> <th>deg</th> </tr> </thead> <tbody> <tr> <td>1</td> <td>4880.00</td> <td>53.39</td> <td>74.00</td> <td>-20.61</td> <td>75.58</td> <td>34.14</td> <td>9.53</td> <td>65.86</td> <td>0.00</td> <td>333</td> <td>18</td> <td>PEAK</td> </tr> <tr> <td>2</td> <td>4880.00</td> <td>50.12</td> <td>54.00</td> <td>-3.88</td> <td>72.31</td> <td>34.14</td> <td>9.53</td> <td>65.86</td> <td>0.00</td> <td>333</td> <td>18</td> <td>AVERAGE</td> </tr> <tr> <td>3</td> <td>7320.00</td> <td>42.99</td> <td>74.00</td> <td>-31.01</td> <td>60.00</td> <td>35.70</td> <td>11.69</td> <td>65.20</td> <td>0.00</td> <td>---</td> <td>---</td> <td>PEAK</td> </tr> </tbody> </table> | Limit | Over | Read | Ant | Cable | Preamp | Aux | APos | TPos | Remark | Freq | Level | Line | Limit | Level | Factor | Loss | Factor | Factor | | MHz | dBuV/m | dBuV/m | dB | dBuV | dB/m | dB | dB | dB | cm | deg | 1 | 4880.00 | 53.39 | 74.00 | -20.61 | 75.58 | 34.14 | 9.53 | 65.86 | 0.00 | 333 | 18 | PEAK | 2 | 4880.00 | 50.12 | 54.00 | -3.88 | 72.31 | 34.14 | 9.53 | 65.86 | 0.00 | 333 | 18 | AVERAGE | 3 | 7320.00 | 42.99 | 74.00 | -31.01 | 60.00 | 35.70 | 11.69 | 65.20 | 0.00 | --- | --- | PEAK |
| | Limit | Over | Read | Ant | Cable | Preamp | Aux | APos | TPos | Remark | | | | | | | | | | | | | | | | | | | | | | | | | | | | | | | | | | | | | | | | | | | | | | | | | | | | | | | | | | | | | | | | | | | | | | | | | | | | | | | | | | | | | | | | | | | | | | | | | | | | | | | | | | | | | | | | | | | | | | | | | | | | | | | | | | | | |
| Freq | Level | Line | Limit | Level | Factor | Loss | Factor | Factor | | | | | | | | | | | | | | | | | | | | | | | | | | | | | | | | | | | | | | | | | | | | | | | | | | | | | | | | | | | | | | | | | | | | | | | | | | | | | | | | | | | | | | | | | | | | | | | | | | | | | | | | | | | | | | | | | | | | | | | | | | | | | | | | | | | | | | |
| MHz | dBuV/m | dBuV/m | dB | dBuV | dB/m | dB | dB | dB | cm | deg | | | | | | | | | | | | | | | | | | | | | | | | | | | | | | | | | | | | | | | | | | | | | | | | | | | | | | | | | | | | | | | | | | | | | | | | | | | | | | | | | | | | | | | | | | | | | | | | | | | | | | | | | | | | | | | | | | | | | | | | | | | | | | | | | | | | |
| 1 | 4880.00 | 52.16 | 74.00 | -21.84 | 74.35 | 34.14 | 9.53 | 65.86 | 0.00 | 295 | 314 | PEAK | | | | | | | | | | | | | | | | | | | | | | | | | | | | | | | | | | | | | | | | | | | | | | | | | | | | | | | | | | | | | | | | | | | | | | | | | | | | | | | | | | | | | | | | | | | | | | | | | | | | | | | | | | | | | | | | | | | | | | | | | | | | | | | | | | |
| 2 | 4880.00 | 48.75 | 54.00 | -5.25 | 70.94 | 34.14 | 9.53 | 65.86 | 0.00 | 295 | 314 | AVERAGE | | | | | | | | | | | | | | | | | | | | | | | | | | | | | | | | | | | | | | | | | | | | | | | | | | | | | | | | | | | | | | | | | | | | | | | | | | | | | | | | | | | | | | | | | | | | | | | | | | | | | | | | | | | | | | | | | | | | | | | | | | | | | | | | | | |
| 3 | 7320.00 | 43.86 | 74.00 | -30.14 | 61.67 | 35.70 | 11.69 | 65.20 | 0.00 | --- | --- | PEAK | | | | | | | | | | | | | | | | | | | | | | | | | | | | | | | | | | | | | | | | | | | | | | | | | | | | | | | | | | | | | | | | | | | | | | | | | | | | | | | | | | | | | | | | | | | | | | | | | | | | | | | | | | | | | | | | | | | | | | | | | | | | | | | | | | |
| Limit | Over | Read | Ant | Cable | Preamp | Aux | APos | TPos | Remark | | | | | | | | | | | | | | | | | | | | | | | | | | | | | | | | | | | | | | | | | | | | | | | | | | | | | | | | | | | | | | | | | | | | | | | | | | | | | | | | | | | | | | | | | | | | | | | | | | | | | | | | | | | | | | | | | | | | | | | | | | | | | | | | | | | | | |
| Freq | Level | Line | Limit | Level | Factor | Loss | Factor | Factor | | | | | | | | | | | | | | | | | | | | | | | | | | | | | | | | | | | | | | | | | | | | | | | | | | | | | | | | | | | | | | | | | | | | | | | | | | | | | | | | | | | | | | | | | | | | | | | | | | | | | | | | | | | | | | | | | | | | | | | | | | | | | | | | | | | | | | |
| MHz | dBuV/m | dBuV/m | dB | dBuV | dB/m | dB | dB | dB | cm | deg | | | | | | | | | | | | | | | | | | | | | | | | | | | | | | | | | | | | | | | | | | | | | | | | | | | | | | | | | | | | | | | | | | | | | | | | | | | | | | | | | | | | | | | | | | | | | | | | | | | | | | | | | | | | | | | | | | | | | | | | | | | | | | | | | | | | |
| 1 | 4880.00 | 53.39 | 74.00 | -20.61 | 75.58 | 34.14 | 9.53 | 65.86 | 0.00 | 333 | 18 | PEAK | | | | | | | | | | | | | | | | | | | | | | | | | | | | | | | | | | | | | | | | | | | | | | | | | | | | | | | | | | | | | | | | | | | | | | | | | | | | | | | | | | | | | | | | | | | | | | | | | | | | | | | | | | | | | | | | | | | | | | | | | | | | | | | | | | |
| 2 | 4880.00 | 50.12 | 54.00 | -3.88 | 72.31 | 34.14 | 9.53 | 65.86 | 0.00 | 333 | 18 | AVERAGE | | | | | | | | | | | | | | | | | | | | | | | | | | | | | | | | | | | | | | | | | | | | | | | | | | | | | | | | | | | | | | | | | | | | | | | | | | | | | | | | | | | | | | | | | | | | | | | | | | | | | | | | | | | | | | | | | | | | | | | | | | | | | | | | | | |
| 3 | 7320.00 | 42.99 | 74.00 | -31.01 | 60.00 | 35.70 | 11.69 | 65.20 | 0.00 | --- | --- | PEAK | | | | | | | | | | | | | | | | | | | | | | | | | | | | | | | | | | | | | | | | | | | | | | | | | | | | | | | | | | | | | | | | | | | | | | | | | | | | | | | | | | | | | | | | | | | | | | | | | | | | | | | | | | | | | | | | | | | | | | | | | | | | | | | | | | |



| Mode | 3 | | | | | | | | | | | | | | | | | | | | | | | | | | | | | | | | | | | | | | | | | | | | | | | | | | | | | | | | | | | | | | | | | | | | | | | | | | | | | | | | | |
|-------|--|-------------|--------|--------|--------|--------|--------|--------|--------|--------|------|---------|------|--------|-------|--------|------|--------|--------|-----|--------|--------|----|------|------|----|----|----|---|---------|-------|-------|--------|-------|-------|------|-------|------|-----|----|---------|--|-------|------|-----|-------|--------|-----|------|------|--------|------|-------|------|--------|-------|--------|------|--------|--------|-----|--------|--------|----|------|------|----|----|----|---|---------|--------|-------|-------|--------|-------|------|-------|------|-----|----|---------|
| | Band Edge | | | | | | | | | | | | | | | | | | | | | | | | | | | | | | | | | | | | | | | | | | | | | | | | | | | | | | | | | | | | | | | | | | | | | | | | | | | | | | | | | |
| | 2400-2483.5_Bluetooth-LE_CH39_2480MHz | | | | | | | | | | | | | | | | | | | | | | | | | | | | | | | | | | | | | | | | | | | | | | | | | | | | | | | | | | | | | | | | | | | | | | | | | | | | | | | | | |
| ANT | 1 | | | | | | | | | | | | | | | | | | | | | | | | | | | | | | | | | | | | | | | | | | | | | | | | | | | | | | | | | | | | | | | | | | | | | | | | | | | | | | | | | |
| Pol. | Horizontal | Fundamental | | | | | | | | | | | | | | | | | | | | | | | | | | | | | | | | | | | | | | | | | | | | | | | | | | | | | | | | | | | | | | | | | | | | | | | | | | | | | | | | |
| Peak | <table border="1"> <thead> <tr> <th>Limit</th> <th>Read</th> <th>Ant</th> <th>Cable</th> <th>Preamp</th> <th>Aux</th> <th>APos</th> <th>TPos</th> <th>Remark</th> </tr> <tr> <th>Freq</th> <th>Level</th> <th>Line</th> <th>Margin</th> <th>Level</th> <th>Factor</th> <th>Loss</th> <th>Factor</th> <th>Factor</th> </tr> <tr> <th>MHz</th> <th>dBuV/m</th> <th>dBuV/m</th> <th>dB</th> <th>dBuV</th> <th>dB/m</th> <th>dB</th> <th>dB</th> <th>dB</th> </tr> </thead> <tbody> <tr> <td>1</td> <td>2484.22</td> <td>62.28</td> <td>74.00</td> <td>-11.72</td> <td>53.40</td> <td>32.47</td> <td>7.26</td> <td>36.85</td> <td>6.00</td> <td>119</td> <td>90</td> <td>PEAK</td> </tr> </tbody> </table> | Limit | Read | Ant | Cable | Preamp | Aux | APos | TPos | Remark | Freq | Level | Line | Margin | Level | Factor | Loss | Factor | Factor | MHz | dBuV/m | dBuV/m | dB | dBuV | dB/m | dB | dB | dB | 1 | 2484.22 | 62.28 | 74.00 | -11.72 | 53.40 | 32.47 | 7.26 | 36.85 | 6.00 | 119 | 90 | PEAK | <table border="1"> <thead> <tr> <th>Limit</th> <th>Read</th> <th>Ant</th> <th>Cable</th> <th>Preamp</th> <th>Aux</th> <th>APos</th> <th>TPos</th> <th>Remark</th> </tr> <tr> <th>Freq</th> <th>Level</th> <th>Line</th> <th>Margin</th> <th>Level</th> <th>Factor</th> <th>Loss</th> <th>Factor</th> <th>Factor</th> </tr> <tr> <th>MHz</th> <th>dBuV/m</th> <th>dBuV/m</th> <th>dB</th> <th>dBuV</th> <th>dB/m</th> <th>dB</th> <th>dB</th> <th>dB</th> </tr> </thead> <tbody> <tr> <td>1</td> <td>2480.00</td> <td>113.61</td> <td>-----</td> <td>-----</td> <td>104.76</td> <td>32.46</td> <td>7.25</td> <td>36.86</td> <td>6.00</td> <td>119</td> <td>90</td> <td>PEAK</td> </tr> </tbody> </table> | Limit | Read | Ant | Cable | Preamp | Aux | APos | TPos | Remark | Freq | Level | Line | Margin | Level | Factor | Loss | Factor | Factor | MHz | dBuV/m | dBuV/m | dB | dBuV | dB/m | dB | dB | dB | 1 | 2480.00 | 113.61 | ----- | ----- | 104.76 | 32.46 | 7.25 | 36.86 | 6.00 | 119 | 90 | PEAK |
| | Limit | Read | Ant | Cable | Preamp | Aux | APos | TPos | Remark | | | | | | | | | | | | | | | | | | | | | | | | | | | | | | | | | | | | | | | | | | | | | | | | | | | | | | | | | | | | | | | | | | | | | | | | | |
| Freq | Level | Line | Margin | Level | Factor | Loss | Factor | Factor | | | | | | | | | | | | | | | | | | | | | | | | | | | | | | | | | | | | | | | | | | | | | | | | | | | | | | | | | | | | | | | | | | | | | | | | | | |
| MHz | dBuV/m | dBuV/m | dB | dBuV | dB/m | dB | dB | dB | | | | | | | | | | | | | | | | | | | | | | | | | | | | | | | | | | | | | | | | | | | | | | | | | | | | | | | | | | | | | | | | | | | | | | | | | | |
| 1 | 2484.22 | 62.28 | 74.00 | -11.72 | 53.40 | 32.47 | 7.26 | 36.85 | 6.00 | 119 | 90 | PEAK | | | | | | | | | | | | | | | | | | | | | | | | | | | | | | | | | | | | | | | | | | | | | | | | | | | | | | | | | | | | | | | | | | | | | | |
| Limit | Read | Ant | Cable | Preamp | Aux | APos | TPos | Remark | | | | | | | | | | | | | | | | | | | | | | | | | | | | | | | | | | | | | | | | | | | | | | | | | | | | | | | | | | | | | | | | | | | | | | | | | | |
| Freq | Level | Line | Margin | Level | Factor | Loss | Factor | Factor | | | | | | | | | | | | | | | | | | | | | | | | | | | | | | | | | | | | | | | | | | | | | | | | | | | | | | | | | | | | | | | | | | | | | | | | | | |
| MHz | dBuV/m | dBuV/m | dB | dBuV | dB/m | dB | dB | dB | | | | | | | | | | | | | | | | | | | | | | | | | | | | | | | | | | | | | | | | | | | | | | | | | | | | | | | | | | | | | | | | | | | | | | | | | | |
| 1 | 2480.00 | 113.61 | ----- | ----- | 104.76 | 32.46 | 7.25 | 36.86 | 6.00 | 119 | 90 | PEAK | | | | | | | | | | | | | | | | | | | | | | | | | | | | | | | | | | | | | | | | | | | | | | | | | | | | | | | | | | | | | | | | | | | | | | |
| Avg | <table border="1"> <thead> <tr> <th>Limit</th> <th>Read</th> <th>Ant</th> <th>Cable</th> <th>Preamp</th> <th>Aux</th> <th>APos</th> <th>TPos</th> <th>Remark</th> </tr> <tr> <th>Freq</th> <th>Level</th> <th>Line</th> <th>Margin</th> <th>Level</th> <th>Factor</th> <th>Loss</th> <th>Factor</th> <th>Factor</th> </tr> <tr> <th>MHz</th> <th>dBuV/m</th> <th>dBuV/m</th> <th>dB</th> <th>dBuV</th> <th>dB/m</th> <th>dB</th> <th>dB</th> <th>dB</th> </tr> </thead> <tbody> <tr> <td>1</td> <td>2483.50</td> <td>51.25</td> <td>54.00</td> <td>-2.75</td> <td>42.37</td> <td>32.47</td> <td>7.26</td> <td>36.85</td> <td>6.00</td> <td>119</td> <td>90</td> <td>AVERAGE</td> </tr> </tbody> </table> | Limit | Read | Ant | Cable | Preamp | Aux | APos | TPos | Remark | Freq | Level | Line | Margin | Level | Factor | Loss | Factor | Factor | MHz | dBuV/m | dBuV/m | dB | dBuV | dB/m | dB | dB | dB | 1 | 2483.50 | 51.25 | 54.00 | -2.75 | 42.37 | 32.47 | 7.26 | 36.85 | 6.00 | 119 | 90 | AVERAGE | <table border="1"> <thead> <tr> <th>Limit</th> <th>Read</th> <th>Ant</th> <th>Cable</th> <th>Preamp</th> <th>Aux</th> <th>APos</th> <th>TPos</th> <th>Remark</th> </tr> <tr> <th>Freq</th> <th>Level</th> <th>Line</th> <th>Margin</th> <th>Level</th> <th>Factor</th> <th>Loss</th> <th>Factor</th> <th>Factor</th> </tr> <tr> <th>MHz</th> <th>dBuV/m</th> <th>dBuV/m</th> <th>dB</th> <th>dBuV</th> <th>dB/m</th> <th>dB</th> <th>dB</th> <th>dB</th> </tr> </thead> <tbody> <tr> <td>1</td> <td>2480.00</td> <td>111.81</td> <td>-----</td> <td>-----</td> <td>102.96</td> <td>32.46</td> <td>7.25</td> <td>36.86</td> <td>6.00</td> <td>119</td> <td>90</td> <td>AVERAGE</td> </tr> </tbody> </table> | Limit | Read | Ant | Cable | Preamp | Aux | APos | TPos | Remark | Freq | Level | Line | Margin | Level | Factor | Loss | Factor | Factor | MHz | dBuV/m | dBuV/m | dB | dBuV | dB/m | dB | dB | dB | 1 | 2480.00 | 111.81 | ----- | ----- | 102.96 | 32.46 | 7.25 | 36.86 | 6.00 | 119 | 90 | AVERAGE |
| Limit | Read | Ant | Cable | Preamp | Aux | APos | TPos | Remark | | | | | | | | | | | | | | | | | | | | | | | | | | | | | | | | | | | | | | | | | | | | | | | | | | | | | | | | | | | | | | | | | | | | | | | | | | |
| Freq | Level | Line | Margin | Level | Factor | Loss | Factor | Factor | | | | | | | | | | | | | | | | | | | | | | | | | | | | | | | | | | | | | | | | | | | | | | | | | | | | | | | | | | | | | | | | | | | | | | | | | | |
| MHz | dBuV/m | dBuV/m | dB | dBuV | dB/m | dB | dB | dB | | | | | | | | | | | | | | | | | | | | | | | | | | | | | | | | | | | | | | | | | | | | | | | | | | | | | | | | | | | | | | | | | | | | | | | | | | |
| 1 | 2483.50 | 51.25 | 54.00 | -2.75 | 42.37 | 32.47 | 7.26 | 36.85 | 6.00 | 119 | 90 | AVERAGE | | | | | | | | | | | | | | | | | | | | | | | | | | | | | | | | | | | | | | | | | | | | | | | | | | | | | | | | | | | | | | | | | | | | | | |
| Limit | Read | Ant | Cable | Preamp | Aux | APos | TPos | Remark | | | | | | | | | | | | | | | | | | | | | | | | | | | | | | | | | | | | | | | | | | | | | | | | | | | | | | | | | | | | | | | | | | | | | | | | | | |
| Freq | Level | Line | Margin | Level | Factor | Loss | Factor | Factor | | | | | | | | | | | | | | | | | | | | | | | | | | | | | | | | | | | | | | | | | | | | | | | | | | | | | | | | | | | | | | | | | | | | | | | | | | |
| MHz | dBuV/m | dBuV/m | dB | dBuV | dB/m | dB | dB | dB | | | | | | | | | | | | | | | | | | | | | | | | | | | | | | | | | | | | | | | | | | | | | | | | | | | | | | | | | | | | | | | | | | | | | | | | | | |
| 1 | 2480.00 | 111.81 | ----- | ----- | 102.96 | 32.46 | 7.25 | 36.86 | 6.00 | 119 | 90 | AVERAGE | | | | | | | | | | | | | | | | | | | | | | | | | | | | | | | | | | | | | | | | | | | | | | | | | | | | | | | | | | | | | | | | | | | | | | |



| Mode | 3 | | | | | | | | | | | | | | | | | | | | | | | | | | | | | | | | | | | | | | | | | | | | | | | | | | | | | | | | | | | | | | | | | | | | | | | | | | | | | | | | | | | |
|-------|---|-------------|--------------|-------------|--------|--------|------|--------|--------|--------|------|---------|-------------|--------------|-------------|--------|--|--|--|-----|--------|--------|----|------|------|----|----|----|-----|---|---------|-------|-------|--------|-------|-------|------|-------|------|-----|-----|---------|--|-------|------|-----|-------|--------|-----|------|------|--------|------|-------|-------------|--------------|-------------|--------|--|--|--|-----|--------|--------|----|------|------|----|----|----|-----|---|---------|--------|-------|-------|-------|-------|------|-------|------|-----|-----|---------|
| | Band Edge | | | | | | | | | | | | | | | | | | | | | | | | | | | | | | | | | | | | | | | | | | | | | | | | | | | | | | | | | | | | | | | | | | | | | | | | | | | | | | | | | | | |
| | 2400-2483.5_Bluetooth-LE_CH39_2480MHz | | | | | | | | | | | | | | | | | | | | | | | | | | | | | | | | | | | | | | | | | | | | | | | | | | | | | | | | | | | | | | | | | | | | | | | | | | | | | | | | | | | |
| ANT | 1 | | | | | | | | | | | | | | | | | | | | | | | | | | | | | | | | | | | | | | | | | | | | | | | | | | | | | | | | | | | | | | | | | | | | | | | | | | | | | | | | | | | |
| Pol. | Vertical | Fundamental | | | | | | | | | | | | | | | | | | | | | | | | | | | | | | | | | | | | | | | | | | | | | | | | | | | | | | | | | | | | | | | | | | | | | | | | | | | | | | | | | | |
| Peak | <table border="1"> <thead> <tr> <th>Limit</th> <th>Read</th> <th>Ant</th> <th>Cable</th> <th>Preamp</th> <th>Aux</th> <th>APos</th> <th>TPos</th> <th>Remark</th> </tr> <tr> <th>Freq</th> <th>Level</th> <th>Line Margin</th> <th>Level Factor</th> <th>Loss Factor</th> <th>Factor</th> <th></th> <th></th> <th></th> </tr> <tr> <th>MHz</th> <th>dBuV/m</th> <th>dBuV/m</th> <th>dB</th> <th>dBuV</th> <th>dB/m</th> <th>dB</th> <th>dB</th> <th>cm</th> <th>deg</th> </tr> </thead> <tbody> <tr> <td>1</td> <td>2483.86</td> <td>57.26</td> <td>74.00</td> <td>-16.74</td> <td>48.38</td> <td>32.47</td> <td>7.26</td> <td>36.85</td> <td>6.00</td> <td>291</td> <td>360</td> <td>PEAK</td> </tr> </tbody> </table> | Limit | Read | Ant | Cable | Preamp | Aux | APos | TPos | Remark | Freq | Level | Line Margin | Level Factor | Loss Factor | Factor | | | | MHz | dBuV/m | dBuV/m | dB | dBuV | dB/m | dB | dB | cm | deg | 1 | 2483.86 | 57.26 | 74.00 | -16.74 | 48.38 | 32.47 | 7.26 | 36.85 | 6.00 | 291 | 360 | PEAK | <table border="1"> <thead> <tr> <th>Limit</th> <th>Read</th> <th>Ant</th> <th>Cable</th> <th>Preamp</th> <th>Aux</th> <th>APos</th> <th>TPos</th> <th>Remark</th> </tr> <tr> <th>Freq</th> <th>Level</th> <th>Line Margin</th> <th>Level Factor</th> <th>Loss Factor</th> <th>Factor</th> <th></th> <th></th> <th></th> </tr> <tr> <th>MHz</th> <th>dBuV/m</th> <th>dBuV/m</th> <th>dB</th> <th>dBuV</th> <th>dB/m</th> <th>dB</th> <th>dB</th> <th>cm</th> <th>deg</th> </tr> </thead> <tbody> <tr> <td>1</td> <td>2480.00</td> <td>108.22</td> <td>-----</td> <td>-----</td> <td>99.37</td> <td>32.46</td> <td>7.25</td> <td>36.86</td> <td>6.00</td> <td>291</td> <td>360</td> <td>PEAK</td> </tr> </tbody> </table> | Limit | Read | Ant | Cable | Preamp | Aux | APos | TPos | Remark | Freq | Level | Line Margin | Level Factor | Loss Factor | Factor | | | | MHz | dBuV/m | dBuV/m | dB | dBuV | dB/m | dB | dB | cm | deg | 1 | 2480.00 | 108.22 | ----- | ----- | 99.37 | 32.46 | 7.25 | 36.86 | 6.00 | 291 | 360 | PEAK |
| | Limit | Read | Ant | Cable | Preamp | Aux | APos | TPos | Remark | | | | | | | | | | | | | | | | | | | | | | | | | | | | | | | | | | | | | | | | | | | | | | | | | | | | | | | | | | | | | | | | | | | | | | | | | | | |
| Freq | Level | Line Margin | Level Factor | Loss Factor | Factor | | | | | | | | | | | | | | | | | | | | | | | | | | | | | | | | | | | | | | | | | | | | | | | | | | | | | | | | | | | | | | | | | | | | | | | | | | | | | | | |
| MHz | dBuV/m | dBuV/m | dB | dBuV | dB/m | dB | dB | cm | deg | | | | | | | | | | | | | | | | | | | | | | | | | | | | | | | | | | | | | | | | | | | | | | | | | | | | | | | | | | | | | | | | | | | | | | | | | | | |
| 1 | 2483.86 | 57.26 | 74.00 | -16.74 | 48.38 | 32.47 | 7.26 | 36.85 | 6.00 | 291 | 360 | PEAK | | | | | | | | | | | | | | | | | | | | | | | | | | | | | | | | | | | | | | | | | | | | | | | | | | | | | | | | | | | | | | | | | | | | | | | | |
| Limit | Read | Ant | Cable | Preamp | Aux | APos | TPos | Remark | | | | | | | | | | | | | | | | | | | | | | | | | | | | | | | | | | | | | | | | | | | | | | | | | | | | | | | | | | | | | | | | | | | | | | | | | | | | |
| Freq | Level | Line Margin | Level Factor | Loss Factor | Factor | | | | | | | | | | | | | | | | | | | | | | | | | | | | | | | | | | | | | | | | | | | | | | | | | | | | | | | | | | | | | | | | | | | | | | | | | | | | | | | |
| MHz | dBuV/m | dBuV/m | dB | dBuV | dB/m | dB | dB | cm | deg | | | | | | | | | | | | | | | | | | | | | | | | | | | | | | | | | | | | | | | | | | | | | | | | | | | | | | | | | | | | | | | | | | | | | | | | | | | |
| 1 | 2480.00 | 108.22 | ----- | ----- | 99.37 | 32.46 | 7.25 | 36.86 | 6.00 | 291 | 360 | PEAK | | | | | | | | | | | | | | | | | | | | | | | | | | | | | | | | | | | | | | | | | | | | | | | | | | | | | | | | | | | | | | | | | | | | | | | | |
| Avg | <table border="1"> <thead> <tr> <th>Limit</th> <th>Read</th> <th>Ant</th> <th>Cable</th> <th>Preamp</th> <th>Aux</th> <th>APos</th> <th>TPos</th> <th>Remark</th> </tr> <tr> <th>Freq</th> <th>Level</th> <th>Line Margin</th> <th>Level Factor</th> <th>Loss Factor</th> <th>Factor</th> <th></th> <th></th> <th></th> </tr> <tr> <th>MHz</th> <th>dBuV/m</th> <th>dBuV/m</th> <th>dB</th> <th>dBuV</th> <th>dB/m</th> <th>dB</th> <th>dB</th> <th>cm</th> <th>deg</th> </tr> </thead> <tbody> <tr> <td>1</td> <td>2483.50</td> <td>46.59</td> <td>54.00</td> <td>-7.41</td> <td>37.71</td> <td>32.47</td> <td>7.26</td> <td>36.85</td> <td>6.00</td> <td>291</td> <td>360</td> <td>AVERAGE</td> </tr> </tbody> </table> | Limit | Read | Ant | Cable | Preamp | Aux | APos | TPos | Remark | Freq | Level | Line Margin | Level Factor | Loss Factor | Factor | | | | MHz | dBuV/m | dBuV/m | dB | dBuV | dB/m | dB | dB | cm | deg | 1 | 2483.50 | 46.59 | 54.00 | -7.41 | 37.71 | 32.47 | 7.26 | 36.85 | 6.00 | 291 | 360 | AVERAGE | <table border="1"> <thead> <tr> <th>Limit</th> <th>Read</th> <th>Ant</th> <th>Cable</th> <th>Preamp</th> <th>Aux</th> <th>APos</th> <th>TPos</th> <th>Remark</th> </tr> <tr> <th>Freq</th> <th>Level</th> <th>Line Margin</th> <th>Level Factor</th> <th>Loss Factor</th> <th>Factor</th> <th></th> <th></th> <th></th> </tr> <tr> <th>MHz</th> <th>dBuV/m</th> <th>dBuV/m</th> <th>dB</th> <th>dBuV</th> <th>dB/m</th> <th>dB</th> <th>dB</th> <th>cm</th> <th>deg</th> </tr> </thead> <tbody> <tr> <td>1</td> <td>2480.00</td> <td>106.42</td> <td>-----</td> <td>-----</td> <td>97.57</td> <td>32.46</td> <td>7.25</td> <td>36.86</td> <td>6.00</td> <td>291</td> <td>360</td> <td>AVERAGE</td> </tr> </tbody> </table> | Limit | Read | Ant | Cable | Preamp | Aux | APos | TPos | Remark | Freq | Level | Line Margin | Level Factor | Loss Factor | Factor | | | | MHz | dBuV/m | dBuV/m | dB | dBuV | dB/m | dB | dB | cm | deg | 1 | 2480.00 | 106.42 | ----- | ----- | 97.57 | 32.46 | 7.25 | 36.86 | 6.00 | 291 | 360 | AVERAGE |
| Limit | Read | Ant | Cable | Preamp | Aux | APos | TPos | Remark | | | | | | | | | | | | | | | | | | | | | | | | | | | | | | | | | | | | | | | | | | | | | | | | | | | | | | | | | | | | | | | | | | | | | | | | | | | | |
| Freq | Level | Line Margin | Level Factor | Loss Factor | Factor | | | | | | | | | | | | | | | | | | | | | | | | | | | | | | | | | | | | | | | | | | | | | | | | | | | | | | | | | | | | | | | | | | | | | | | | | | | | | | | |
| MHz | dBuV/m | dBuV/m | dB | dBuV | dB/m | dB | dB | cm | deg | | | | | | | | | | | | | | | | | | | | | | | | | | | | | | | | | | | | | | | | | | | | | | | | | | | | | | | | | | | | | | | | | | | | | | | | | | | |
| 1 | 2483.50 | 46.59 | 54.00 | -7.41 | 37.71 | 32.47 | 7.26 | 36.85 | 6.00 | 291 | 360 | AVERAGE | | | | | | | | | | | | | | | | | | | | | | | | | | | | | | | | | | | | | | | | | | | | | | | | | | | | | | | | | | | | | | | | | | | | | | | | |
| Limit | Read | Ant | Cable | Preamp | Aux | APos | TPos | Remark | | | | | | | | | | | | | | | | | | | | | | | | | | | | | | | | | | | | | | | | | | | | | | | | | | | | | | | | | | | | | | | | | | | | | | | | | | | | |
| Freq | Level | Line Margin | Level Factor | Loss Factor | Factor | | | | | | | | | | | | | | | | | | | | | | | | | | | | | | | | | | | | | | | | | | | | | | | | | | | | | | | | | | | | | | | | | | | | | | | | | | | | | | | |
| MHz | dBuV/m | dBuV/m | dB | dBuV | dB/m | dB | dB | cm | deg | | | | | | | | | | | | | | | | | | | | | | | | | | | | | | | | | | | | | | | | | | | | | | | | | | | | | | | | | | | | | | | | | | | | | | | | | | | |
| 1 | 2480.00 | 106.42 | ----- | ----- | 97.57 | 32.46 | 7.25 | 36.86 | 6.00 | 291 | 360 | AVERAGE | | | | | | | | | | | | | | | | | | | | | | | | | | | | | | | | | | | | | | | | | | | | | | | | | | | | | | | | | | | | | | | | | | | | | | | | |



| Mode | 3 | | | | | | | | | | | | | | | | | | | | | | | | | | | | | | | | | | | | | | | | | | | | | | | | | | | | | | | | | | | | | | | | | | | | | | | | | | | | | | | | | | | | | | | | | | | | | | | | | | | | | | | | | | | | | | | | | | | | | | | | | | | | | | | | | | | | | | | | | | | | | |
|-------------|--|----------|-------|--------|--------|--------|--------|--------|--------|--------|--------|---------|-------|------|-------|-------|--------|------|--------|--------|--|-----|--------|--------|----|------|------|----|----|----|----|-----|---|---------|-------|-------|--------|-------|-------|------|-------|------|-----|-----|------|---|---------|-------|-------|-------|-------|-------|------|-------|------|-----|-----|---------|---|---------|-------|-------|--------|-------|-------|-------|-------|------|-----|-----|------|--|-------|------|------|-----|-------|--------|-----|------|------|--------|------|-------|------|-------|-------|--------|------|--------|--------|--|-----|--------|--------|----|------|------|----|----|----|----|-----|---|---------|-------|-------|--------|-------|-------|------|-------|------|-----|-----|------|---|---------|-------|-------|-------|-------|-------|------|-------|------|-----|-----|---------|---|---------|-------|-------|--------|-------|-------|-------|-------|------|-----|-----|------|
| | Harmonic | | | | | | | | | | | | | | | | | | | | | | | | | | | | | | | | | | | | | | | | | | | | | | | | | | | | | | | | | | | | | | | | | | | | | | | | | | | | | | | | | | | | | | | | | | | | | | | | | | | | | | | | | | | | | | | | | | | | | | | | | | | | | | | | | | | | | | | | | | | | | |
| | 2400-2483.5_Bluetooth-LE_CH39_2480MHz | | | | | | | | | | | | | | | | | | | | | | | | | | | | | | | | | | | | | | | | | | | | | | | | | | | | | | | | | | | | | | | | | | | | | | | | | | | | | | | | | | | | | | | | | | | | | | | | | | | | | | | | | | | | | | | | | | | | | | | | | | | | | | | | | | | | | | | | | | | | | |
| ANT | 1 | | | | | | | | | | | | | | | | | | | | | | | | | | | | | | | | | | | | | | | | | | | | | | | | | | | | | | | | | | | | | | | | | | | | | | | | | | | | | | | | | | | | | | | | | | | | | | | | | | | | | | | | | | | | | | | | | | | | | | | | | | | | | | | | | | | | | | | | | | | | | |
| Pol. | Horizontal | Vertical | | | | | | | | | | | | | | | | | | | | | | | | | | | | | | | | | | | | | | | | | | | | | | | | | | | | | | | | | | | | | | | | | | | | | | | | | | | | | | | | | | | | | | | | | | | | | | | | | | | | | | | | | | | | | | | | | | | | | | | | | | | | | | | | | | | | | | | | | | | | |
| Peak Avg | <table border="1"> <thead> <tr> <th>Limit</th> <th>Over</th> <th>Read</th> <th>Ant</th> <th>Cable</th> <th>Preamp</th> <th>Aux</th> <th>APos</th> <th>TPos</th> <th>Remark</th> </tr> <tr> <th>Freq</th> <th>Level</th> <th>Line</th> <th>Limit</th> <th>Level</th> <th>Factor</th> <th>Loss</th> <th>Factor</th> <th>Factor</th> <th></th> </tr> <tr> <th>MHz</th> <th>dBuV/m</th> <th>dBuV/m</th> <th>dB</th> <th>dBuV</th> <th>dB/m</th> <th>dB</th> <th>dB</th> <th>dB</th> <th>cm</th> <th>deg</th> </tr> </thead> <tbody> <tr> <td>1</td> <td>4960.00</td> <td>50.47</td> <td>74.00</td> <td>-23.53</td> <td>72.61</td> <td>34.00</td> <td>9.61</td> <td>65.75</td> <td>0.00</td> <td>300</td> <td>311</td> <td>PEAK</td> </tr> <tr> <td>2</td> <td>4960.00</td> <td>46.54</td> <td>54.00</td> <td>-7.46</td> <td>68.68</td> <td>34.00</td> <td>9.61</td> <td>65.75</td> <td>0.00</td> <td>300</td> <td>311</td> <td>AVERAGE</td> </tr> <tr> <td>3</td> <td>7440.00</td> <td>42.54</td> <td>74.00</td> <td>-31.46</td> <td>60.64</td> <td>35.70</td> <td>11.77</td> <td>65.57</td> <td>0.00</td> <td>---</td> <td>---</td> <td>PEAK</td> </tr> </tbody> </table> | Limit | Over | Read | Ant | Cable | Preamp | Aux | APos | TPos | Remark | Freq | Level | Line | Limit | Level | Factor | Loss | Factor | Factor | | MHz | dBuV/m | dBuV/m | dB | dBuV | dB/m | dB | dB | dB | cm | deg | 1 | 4960.00 | 50.47 | 74.00 | -23.53 | 72.61 | 34.00 | 9.61 | 65.75 | 0.00 | 300 | 311 | PEAK | 2 | 4960.00 | 46.54 | 54.00 | -7.46 | 68.68 | 34.00 | 9.61 | 65.75 | 0.00 | 300 | 311 | AVERAGE | 3 | 7440.00 | 42.54 | 74.00 | -31.46 | 60.64 | 35.70 | 11.77 | 65.57 | 0.00 | --- | --- | PEAK | <table border="1"> <thead> <tr> <th>Limit</th> <th>Over</th> <th>Read</th> <th>Ant</th> <th>Cable</th> <th>Preamp</th> <th>Aux</th> <th>APos</th> <th>TPos</th> <th>Remark</th> </tr> <tr> <th>Freq</th> <th>Level</th> <th>Line</th> <th>Limit</th> <th>Level</th> <th>Factor</th> <th>Loss</th> <th>Factor</th> <th>Factor</th> <th></th> </tr> <tr> <th>MHz</th> <th>dBuV/m</th> <th>dBuV/m</th> <th>dB</th> <th>dBuV</th> <th>dB/m</th> <th>dB</th> <th>dB</th> <th>dB</th> <th>cm</th> <th>deg</th> </tr> </thead> <tbody> <tr> <td>1</td> <td>4960.00</td> <td>50.87</td> <td>74.00</td> <td>-23.13</td> <td>73.01</td> <td>34.00</td> <td>9.61</td> <td>65.75</td> <td>0.00</td> <td>290</td> <td>360</td> <td>PEAK</td> </tr> <tr> <td>2</td> <td>4960.00</td> <td>47.09</td> <td>54.00</td> <td>-6.91</td> <td>69.23</td> <td>34.00</td> <td>9.61</td> <td>65.75</td> <td>0.00</td> <td>290</td> <td>360</td> <td>AVERAGE</td> </tr> <tr> <td>3</td> <td>7440.00</td> <td>42.47</td> <td>74.00</td> <td>-31.53</td> <td>60.57</td> <td>35.70</td> <td>11.77</td> <td>65.57</td> <td>0.00</td> <td>---</td> <td>---</td> <td>PEAK</td> </tr> </tbody> </table> | Limit | Over | Read | Ant | Cable | Preamp | Aux | APos | TPos | Remark | Freq | Level | Line | Limit | Level | Factor | Loss | Factor | Factor | | MHz | dBuV/m | dBuV/m | dB | dBuV | dB/m | dB | dB | dB | cm | deg | 1 | 4960.00 | 50.87 | 74.00 | -23.13 | 73.01 | 34.00 | 9.61 | 65.75 | 0.00 | 290 | 360 | PEAK | 2 | 4960.00 | 47.09 | 54.00 | -6.91 | 69.23 | 34.00 | 9.61 | 65.75 | 0.00 | 290 | 360 | AVERAGE | 3 | 7440.00 | 42.47 | 74.00 | -31.53 | 60.57 | 35.70 | 11.77 | 65.57 | 0.00 | --- | --- | PEAK |
| | Limit | Over | Read | Ant | Cable | Preamp | Aux | APos | TPos | Remark | | | | | | | | | | | | | | | | | | | | | | | | | | | | | | | | | | | | | | | | | | | | | | | | | | | | | | | | | | | | | | | | | | | | | | | | | | | | | | | | | | | | | | | | | | | | | | | | | | | | | | | | | | | | | | | | | | | | | | | | | | | | | | | | | | | | |
| Freq | Level | Line | Limit | Level | Factor | Loss | Factor | Factor | | | | | | | | | | | | | | | | | | | | | | | | | | | | | | | | | | | | | | | | | | | | | | | | | | | | | | | | | | | | | | | | | | | | | | | | | | | | | | | | | | | | | | | | | | | | | | | | | | | | | | | | | | | | | | | | | | | | | | | | | | | | | | | | | | | | | | |
| MHz | dBuV/m | dBuV/m | dB | dBuV | dB/m | dB | dB | dB | cm | deg | | | | | | | | | | | | | | | | | | | | | | | | | | | | | | | | | | | | | | | | | | | | | | | | | | | | | | | | | | | | | | | | | | | | | | | | | | | | | | | | | | | | | | | | | | | | | | | | | | | | | | | | | | | | | | | | | | | | | | | | | | | | | | | | | | | | |
| 1 | 4960.00 | 50.47 | 74.00 | -23.53 | 72.61 | 34.00 | 9.61 | 65.75 | 0.00 | 300 | 311 | PEAK | | | | | | | | | | | | | | | | | | | | | | | | | | | | | | | | | | | | | | | | | | | | | | | | | | | | | | | | | | | | | | | | | | | | | | | | | | | | | | | | | | | | | | | | | | | | | | | | | | | | | | | | | | | | | | | | | | | | | | | | | | | | | | | | | | |
| 2 | 4960.00 | 46.54 | 54.00 | -7.46 | 68.68 | 34.00 | 9.61 | 65.75 | 0.00 | 300 | 311 | AVERAGE | | | | | | | | | | | | | | | | | | | | | | | | | | | | | | | | | | | | | | | | | | | | | | | | | | | | | | | | | | | | | | | | | | | | | | | | | | | | | | | | | | | | | | | | | | | | | | | | | | | | | | | | | | | | | | | | | | | | | | | | | | | | | | | | | | |
| 3 | 7440.00 | 42.54 | 74.00 | -31.46 | 60.64 | 35.70 | 11.77 | 65.57 | 0.00 | --- | --- | PEAK | | | | | | | | | | | | | | | | | | | | | | | | | | | | | | | | | | | | | | | | | | | | | | | | | | | | | | | | | | | | | | | | | | | | | | | | | | | | | | | | | | | | | | | | | | | | | | | | | | | | | | | | | | | | | | | | | | | | | | | | | | | | | | | | | | |
| Limit | Over | Read | Ant | Cable | Preamp | Aux | APos | TPos | Remark | | | | | | | | | | | | | | | | | | | | | | | | | | | | | | | | | | | | | | | | | | | | | | | | | | | | | | | | | | | | | | | | | | | | | | | | | | | | | | | | | | | | | | | | | | | | | | | | | | | | | | | | | | | | | | | | | | | | | | | | | | | | | | | | | | | | | |
| Freq | Level | Line | Limit | Level | Factor | Loss | Factor | Factor | | | | | | | | | | | | | | | | | | | | | | | | | | | | | | | | | | | | | | | | | | | | | | | | | | | | | | | | | | | | | | | | | | | | | | | | | | | | | | | | | | | | | | | | | | | | | | | | | | | | | | | | | | | | | | | | | | | | | | | | | | | | | | | | | | | | | | |
| MHz | dBuV/m | dBuV/m | dB | dBuV | dB/m | dB | dB | dB | cm | deg | | | | | | | | | | | | | | | | | | | | | | | | | | | | | | | | | | | | | | | | | | | | | | | | | | | | | | | | | | | | | | | | | | | | | | | | | | | | | | | | | | | | | | | | | | | | | | | | | | | | | | | | | | | | | | | | | | | | | | | | | | | | | | | | | | | | |
| 1 | 4960.00 | 50.87 | 74.00 | -23.13 | 73.01 | 34.00 | 9.61 | 65.75 | 0.00 | 290 | 360 | PEAK | | | | | | | | | | | | | | | | | | | | | | | | | | | | | | | | | | | | | | | | | | | | | | | | | | | | | | | | | | | | | | | | | | | | | | | | | | | | | | | | | | | | | | | | | | | | | | | | | | | | | | | | | | | | | | | | | | | | | | | | | | | | | | | | | | |
| 2 | 4960.00 | 47.09 | 54.00 | -6.91 | 69.23 | 34.00 | 9.61 | 65.75 | 0.00 | 290 | 360 | AVERAGE | | | | | | | | | | | | | | | | | | | | | | | | | | | | | | | | | | | | | | | | | | | | | | | | | | | | | | | | | | | | | | | | | | | | | | | | | | | | | | | | | | | | | | | | | | | | | | | | | | | | | | | | | | | | | | | | | | | | | | | | | | | | | | | | | | |
| 3 | 7440.00 | 42.47 | 74.00 | -31.53 | 60.57 | 35.70 | 11.77 | 65.57 | 0.00 | --- | --- | PEAK | | | | | | | | | | | | | | | | | | | | | | | | | | | | | | | | | | | | | | | | | | | | | | | | | | | | | | | | | | | | | | | | | | | | | | | | | | | | | | | | | | | | | | | | | | | | | | | | | | | | | | | | | | | | | | | | | | | | | | | | | | | | | | | | | | |
| | | | | | | | | | | | | | | | | | | | | | | | | | | | | | | | | | | | | | | | | | | | | | | | | | | | | | | | | | | | | | | | | | | | | | | | | | | | | | | | | | | | | | | | | | | | | | | | | | | | | | | | | | | | | | | | | | | | | | | | | | | | | | | | | | | | | | | | | | | | | | | |



| Mode | 4 | | | | | | | | | | | | | | | | | | | | | | | | | | | | | | | | | | | | | | | | | | | | | | | | | | | | | | | | | | | | | | | | | | | | | | | | | | | | | | | | | |
|-------|---|-------------|--------|--------|--------|--------|--------|--------|--------|--------|------|---------|------|--------|-------|--------|------|--------|--------|-----|--------|--------|----|------|------|----|----|----|---|---------|-------|-------|--------|-------|-------|------|-------|------|-----|-----|---------|---|-------|------|-----|-------|--------|-----|------|------|--------|------|-------|------|--------|-------|--------|------|--------|--------|-----|--------|--------|----|------|------|----|----|----|---|---------|--------|-------|-------|--------|-------|------|-------|------|-----|-----|---------|
| | Band Edge | | | | | | | | | | | | | | | | | | | | | | | | | | | | | | | | | | | | | | | | | | | | | | | | | | | | | | | | | | | | | | | | | | | | | | | | | | | | | | | | | |
| | 2400-2483.5_Bluetooth-LE_CH00_2402MHz | | | | | | | | | | | | | | | | | | | | | | | | | | | | | | | | | | | | | | | | | | | | | | | | | | | | | | | | | | | | | | | | | | | | | | | | | | | | | | | | | |
| ANT | 1 | | | | | | | | | | | | | | | | | | | | | | | | | | | | | | | | | | | | | | | | | | | | | | | | | | | | | | | | | | | | | | | | | | | | | | | | | | | | | | | | | |
| Pol. | Horizontal | Fundamental | | | | | | | | | | | | | | | | | | | | | | | | | | | | | | | | | | | | | | | | | | | | | | | | | | | | | | | | | | | | | | | | | | | | | | | | | | | | | | | | |
| Peak | <table border="1"> <thead> <tr> <th>Limit</th> <th>Read</th> <th>Ant</th> <th>Cable</th> <th>Preamp</th> <th>Aux</th> <th>APos</th> <th>TPos</th> <th>Remark</th> </tr> <tr> <th>Freq</th> <th>Level</th> <th>Line</th> <th>Margin</th> <th>Level</th> <th>Factor</th> <th>Loss</th> <th>Factor</th> <th>Factor</th> </tr> <tr> <th>MHz</th> <th>dBuV/m</th> <th>dBuV/m</th> <th>dB</th> <th>dBuV</th> <th>dB/m</th> <th>dB</th> <th>dB</th> <th>dB</th> </tr> </thead> <tbody> <tr> <td>1</td> <td>2386.96</td> <td>57.90</td> <td>74.00</td> <td>-16.10</td> <td>49.68</td> <td>32.17</td> <td>7.10</td> <td>37.05</td> <td>6.00</td> <td>100</td> <td>330</td> <td>PEAK</td> </tr> </tbody> </table> | Limit | Read | Ant | Cable | Preamp | Aux | APos | TPos | Remark | Freq | Level | Line | Margin | Level | Factor | Loss | Factor | Factor | MHz | dBuV/m | dBuV/m | dB | dBuV | dB/m | dB | dB | dB | 1 | 2386.96 | 57.90 | 74.00 | -16.10 | 49.68 | 32.17 | 7.10 | 37.05 | 6.00 | 100 | 330 | PEAK | <table border="1"> <thead> <tr> <th>Limit</th> <th>Read</th> <th>Ant</th> <th>Cable</th> <th>Preamp</th> <th>Aux</th> <th>APos</th> <th>TPos</th> <th>Remark</th> </tr> <tr> <th>Freq</th> <th>Level</th> <th>Line</th> <th>Margin</th> <th>Level</th> <th>Factor</th> <th>Loss</th> <th>Factor</th> <th>Factor</th> </tr> <tr> <th>MHz</th> <th>dBuV/m</th> <th>dBuV/m</th> <th>dB</th> <th>dBuV</th> <th>dB/m</th> <th>dB</th> <th>dB</th> <th>dB</th> </tr> </thead> <tbody> <tr> <td>1</td> <td>2402.00</td> <td>119.94</td> <td>-----</td> <td>-----</td> <td>111.56</td> <td>32.30</td> <td>7.12</td> <td>37.04</td> <td>6.00</td> <td>100</td> <td>330</td> <td>PEAK</td> </tr> </tbody> </table> | Limit | Read | Ant | Cable | Preamp | Aux | APos | TPos | Remark | Freq | Level | Line | Margin | Level | Factor | Loss | Factor | Factor | MHz | dBuV/m | dBuV/m | dB | dBuV | dB/m | dB | dB | dB | 1 | 2402.00 | 119.94 | ----- | ----- | 111.56 | 32.30 | 7.12 | 37.04 | 6.00 | 100 | 330 | PEAK |
| | Limit | Read | Ant | Cable | Preamp | Aux | APos | TPos | Remark | | | | | | | | | | | | | | | | | | | | | | | | | | | | | | | | | | | | | | | | | | | | | | | | | | | | | | | | | | | | | | | | | | | | | | | | | |
| Freq | Level | Line | Margin | Level | Factor | Loss | Factor | Factor | | | | | | | | | | | | | | | | | | | | | | | | | | | | | | | | | | | | | | | | | | | | | | | | | | | | | | | | | | | | | | | | | | | | | | | | | | |
| MHz | dBuV/m | dBuV/m | dB | dBuV | dB/m | dB | dB | dB | | | | | | | | | | | | | | | | | | | | | | | | | | | | | | | | | | | | | | | | | | | | | | | | | | | | | | | | | | | | | | | | | | | | | | | | | | |
| 1 | 2386.96 | 57.90 | 74.00 | -16.10 | 49.68 | 32.17 | 7.10 | 37.05 | 6.00 | 100 | 330 | PEAK | | | | | | | | | | | | | | | | | | | | | | | | | | | | | | | | | | | | | | | | | | | | | | | | | | | | | | | | | | | | | | | | | | | | | | |
| Limit | Read | Ant | Cable | Preamp | Aux | APos | TPos | Remark | | | | | | | | | | | | | | | | | | | | | | | | | | | | | | | | | | | | | | | | | | | | | | | | | | | | | | | | | | | | | | | | | | | | | | | | | | |
| Freq | Level | Line | Margin | Level | Factor | Loss | Factor | Factor | | | | | | | | | | | | | | | | | | | | | | | | | | | | | | | | | | | | | | | | | | | | | | | | | | | | | | | | | | | | | | | | | | | | | | | | | | |
| MHz | dBuV/m | dBuV/m | dB | dBuV | dB/m | dB | dB | dB | | | | | | | | | | | | | | | | | | | | | | | | | | | | | | | | | | | | | | | | | | | | | | | | | | | | | | | | | | | | | | | | | | | | | | | | | | |
| 1 | 2402.00 | 119.94 | ----- | ----- | 111.56 | 32.30 | 7.12 | 37.04 | 6.00 | 100 | 330 | PEAK | | | | | | | | | | | | | | | | | | | | | | | | | | | | | | | | | | | | | | | | | | | | | | | | | | | | | | | | | | | | | | | | | | | | | | |
| Avg | <table border="1"> <thead> <tr> <th>Limit</th> <th>Read</th> <th>Ant</th> <th>Cable</th> <th>Preamp</th> <th>Aux</th> <th>APos</th> <th>TPos</th> <th>Remark</th> </tr> <tr> <th>Freq</th> <th>Level</th> <th>Line</th> <th>Margin</th> <th>Level</th> <th>Factor</th> <th>Loss</th> <th>Factor</th> <th>Factor</th> </tr> <tr> <th>MHz</th> <th>dBuV/m</th> <th>dBuV/m</th> <th>dB</th> <th>dBuV</th> <th>dB/m</th> <th>dB</th> <th>dB</th> <th>dB</th> </tr> </thead> <tbody> <tr> <td>1</td> <td>2389.82</td> <td>47.33</td> <td>54.00</td> <td>-6.67</td> <td>39.07</td> <td>32.20</td> <td>7.11</td> <td>37.05</td> <td>6.00</td> <td>100</td> <td>330</td> <td>AVERAGE</td> </tr> </tbody> </table> | Limit | Read | Ant | Cable | Preamp | Aux | APos | TPos | Remark | Freq | Level | Line | Margin | Level | Factor | Loss | Factor | Factor | MHz | dBuV/m | dBuV/m | dB | dBuV | dB/m | dB | dB | dB | 1 | 2389.82 | 47.33 | 54.00 | -6.67 | 39.07 | 32.20 | 7.11 | 37.05 | 6.00 | 100 | 330 | AVERAGE | <table border="1"> <thead> <tr> <th>Limit</th> <th>Read</th> <th>Ant</th> <th>Cable</th> <th>Preamp</th> <th>Aux</th> <th>APos</th> <th>TPos</th> <th>Remark</th> </tr> <tr> <th>Freq</th> <th>Level</th> <th>Line</th> <th>Margin</th> <th>Level</th> <th>Factor</th> <th>Loss</th> <th>Factor</th> <th>Factor</th> </tr> <tr> <th>MHz</th> <th>dBuV/m</th> <th>dBuV/m</th> <th>dB</th> <th>dBuV</th> <th>dB/m</th> <th>dB</th> <th>dB</th> <th>dB</th> </tr> </thead> <tbody> <tr> <td>1</td> <td>2402.00</td> <td>117.06</td> <td>-----</td> <td>-----</td> <td>108.68</td> <td>32.30</td> <td>7.12</td> <td>37.04</td> <td>6.00</td> <td>100</td> <td>330</td> <td>AVERAGE</td> </tr> </tbody> </table> | Limit | Read | Ant | Cable | Preamp | Aux | APos | TPos | Remark | Freq | Level | Line | Margin | Level | Factor | Loss | Factor | Factor | MHz | dBuV/m | dBuV/m | dB | dBuV | dB/m | dB | dB | dB | 1 | 2402.00 | 117.06 | ----- | ----- | 108.68 | 32.30 | 7.12 | 37.04 | 6.00 | 100 | 330 | AVERAGE |
| Limit | Read | Ant | Cable | Preamp | Aux | APos | TPos | Remark | | | | | | | | | | | | | | | | | | | | | | | | | | | | | | | | | | | | | | | | | | | | | | | | | | | | | | | | | | | | | | | | | | | | | | | | | | |
| Freq | Level | Line | Margin | Level | Factor | Loss | Factor | Factor | | | | | | | | | | | | | | | | | | | | | | | | | | | | | | | | | | | | | | | | | | | | | | | | | | | | | | | | | | | | | | | | | | | | | | | | | | |
| MHz | dBuV/m | dBuV/m | dB | dBuV | dB/m | dB | dB | dB | | | | | | | | | | | | | | | | | | | | | | | | | | | | | | | | | | | | | | | | | | | | | | | | | | | | | | | | | | | | | | | | | | | | | | | | | | |
| 1 | 2389.82 | 47.33 | 54.00 | -6.67 | 39.07 | 32.20 | 7.11 | 37.05 | 6.00 | 100 | 330 | AVERAGE | | | | | | | | | | | | | | | | | | | | | | | | | | | | | | | | | | | | | | | | | | | | | | | | | | | | | | | | | | | | | | | | | | | | | | |
| Limit | Read | Ant | Cable | Preamp | Aux | APos | TPos | Remark | | | | | | | | | | | | | | | | | | | | | | | | | | | | | | | | | | | | | | | | | | | | | | | | | | | | | | | | | | | | | | | | | | | | | | | | | | |
| Freq | Level | Line | Margin | Level | Factor | Loss | Factor | Factor | | | | | | | | | | | | | | | | | | | | | | | | | | | | | | | | | | | | | | | | | | | | | | | | | | | | | | | | | | | | | | | | | | | | | | | | | | |
| MHz | dBuV/m | dBuV/m | dB | dBuV | dB/m | dB | dB | dB | | | | | | | | | | | | | | | | | | | | | | | | | | | | | | | | | | | | | | | | | | | | | | | | | | | | | | | | | | | | | | | | | | | | | | | | | | |
| 1 | 2402.00 | 117.06 | ----- | ----- | 108.68 | 32.30 | 7.12 | 37.04 | 6.00 | 100 | 330 | AVERAGE | | | | | | | | | | | | | | | | | | | | | | | | | | | | | | | | | | | | | | | | | | | | | | | | | | | | | | | | | | | | | | | | | | | | | | |



| Mode | 4 | | | | | | | | | | | | | | | | | | | | | | | | | | | | | | | | | | | | | | | | | | | | | | | | | | | | | | | | | | | | | | | | | | | | | | | | | | | | | | | | | | | |
|-------|--|-------------|--------|--------|--------|--------|--------|--------|--------|--------|------|---------|------|--------|-------|--------|------|--------|--------|-----|--------|--------|----|------|------|----|----|----|-----|---|---------|-------|-------|--------|-------|-------|------|-------|------|-----|-----|---------|--|-------|------|-----|-------|--------|-----|------|------|--------|------|-------|------|--------|-------|--------|------|--------|--------|-----|--------|--------|----|------|------|----|----|----|-----|---|---------|--------|-------|-------|--------|-------|------|-------|------|-----|-----|---------|
| | Band Edge | | | | | | | | | | | | | | | | | | | | | | | | | | | | | | | | | | | | | | | | | | | | | | | | | | | | | | | | | | | | | | | | | | | | | | | | | | | | | | | | | | | |
| | 2400-2483.5_Bluetooth-LE_CH00_2402MHz | | | | | | | | | | | | | | | | | | | | | | | | | | | | | | | | | | | | | | | | | | | | | | | | | | | | | | | | | | | | | | | | | | | | | | | | | | | | | | | | | | | |
| ANT | 1 | | | | | | | | | | | | | | | | | | | | | | | | | | | | | | | | | | | | | | | | | | | | | | | | | | | | | | | | | | | | | | | | | | | | | | | | | | | | | | | | | | | |
| Pol. | Vertical | Fundamental | | | | | | | | | | | | | | | | | | | | | | | | | | | | | | | | | | | | | | | | | | | | | | | | | | | | | | | | | | | | | | | | | | | | | | | | | | | | | | | | | | |
| Peak | <table border="1"> <thead> <tr> <th>Limit</th> <th>Read</th> <th>Ant</th> <th>Cable</th> <th>Preamp</th> <th>Aux</th> <th>APos</th> <th>TPos</th> <th>Remark</th> </tr> <tr> <th>Freq</th> <th>Level</th> <th>Line</th> <th>Margin</th> <th>Level</th> <th>Factor</th> <th>Loss</th> <th>Factor</th> <th>Factor</th> </tr> <tr> <th>MHz</th> <th>dBuV/m</th> <th>dBuV/m</th> <th>dB</th> <th>dBuV</th> <th>dB/m</th> <th>dB</th> <th>dB</th> <th>cm</th> <th>deg</th> </tr> </thead> <tbody> <tr> <td>1</td> <td>2389.04</td> <td>55.44</td> <td>74.00</td> <td>-18.56</td> <td>47.20</td> <td>32.19</td> <td>7.10</td> <td>37.05</td> <td>6.00</td> <td>301</td> <td>360</td> <td>PEAK</td> </tr> </tbody> </table> | Limit | Read | Ant | Cable | Preamp | Aux | APos | TPos | Remark | Freq | Level | Line | Margin | Level | Factor | Loss | Factor | Factor | MHz | dBuV/m | dBuV/m | dB | dBuV | dB/m | dB | dB | cm | deg | 1 | 2389.04 | 55.44 | 74.00 | -18.56 | 47.20 | 32.19 | 7.10 | 37.05 | 6.00 | 301 | 360 | PEAK | <table border="1"> <thead> <tr> <th>Limit</th> <th>Read</th> <th>Ant</th> <th>Cable</th> <th>Preamp</th> <th>Aux</th> <th>APos</th> <th>TPos</th> <th>Remark</th> </tr> <tr> <th>Freq</th> <th>Level</th> <th>Line</th> <th>Margin</th> <th>Level</th> <th>Factor</th> <th>Loss</th> <th>Factor</th> <th>Factor</th> </tr> <tr> <th>MHz</th> <th>dBuV/m</th> <th>dBuV/m</th> <th>dB</th> <th>dBuV</th> <th>dB/m</th> <th>dB</th> <th>dB</th> <th>cm</th> <th>deg</th> </tr> </thead> <tbody> <tr> <td>1</td> <td>2402.00</td> <td>117.32</td> <td>-----</td> <td>-----</td> <td>108.94</td> <td>32.30</td> <td>7.12</td> <td>37.04</td> <td>6.00</td> <td>301</td> <td>360</td> <td>PEAK</td> </tr> </tbody> </table> | Limit | Read | Ant | Cable | Preamp | Aux | APos | TPos | Remark | Freq | Level | Line | Margin | Level | Factor | Loss | Factor | Factor | MHz | dBuV/m | dBuV/m | dB | dBuV | dB/m | dB | dB | cm | deg | 1 | 2402.00 | 117.32 | ----- | ----- | 108.94 | 32.30 | 7.12 | 37.04 | 6.00 | 301 | 360 | PEAK |
| | Limit | Read | Ant | Cable | Preamp | Aux | APos | TPos | Remark | | | | | | | | | | | | | | | | | | | | | | | | | | | | | | | | | | | | | | | | | | | | | | | | | | | | | | | | | | | | | | | | | | | | | | | | | | | |
| Freq | Level | Line | Margin | Level | Factor | Loss | Factor | Factor | | | | | | | | | | | | | | | | | | | | | | | | | | | | | | | | | | | | | | | | | | | | | | | | | | | | | | | | | | | | | | | | | | | | | | | | | | | | |
| MHz | dBuV/m | dBuV/m | dB | dBuV | dB/m | dB | dB | cm | deg | | | | | | | | | | | | | | | | | | | | | | | | | | | | | | | | | | | | | | | | | | | | | | | | | | | | | | | | | | | | | | | | | | | | | | | | | | | |
| 1 | 2389.04 | 55.44 | 74.00 | -18.56 | 47.20 | 32.19 | 7.10 | 37.05 | 6.00 | 301 | 360 | PEAK | | | | | | | | | | | | | | | | | | | | | | | | | | | | | | | | | | | | | | | | | | | | | | | | | | | | | | | | | | | | | | | | | | | | | | | | |
| Limit | Read | Ant | Cable | Preamp | Aux | APos | TPos | Remark | | | | | | | | | | | | | | | | | | | | | | | | | | | | | | | | | | | | | | | | | | | | | | | | | | | | | | | | | | | | | | | | | | | | | | | | | | | | |
| Freq | Level | Line | Margin | Level | Factor | Loss | Factor | Factor | | | | | | | | | | | | | | | | | | | | | | | | | | | | | | | | | | | | | | | | | | | | | | | | | | | | | | | | | | | | | | | | | | | | | | | | | | | | |
| MHz | dBuV/m | dBuV/m | dB | dBuV | dB/m | dB | dB | cm | deg | | | | | | | | | | | | | | | | | | | | | | | | | | | | | | | | | | | | | | | | | | | | | | | | | | | | | | | | | | | | | | | | | | | | | | | | | | | |
| 1 | 2402.00 | 117.32 | ----- | ----- | 108.94 | 32.30 | 7.12 | 37.04 | 6.00 | 301 | 360 | PEAK | | | | | | | | | | | | | | | | | | | | | | | | | | | | | | | | | | | | | | | | | | | | | | | | | | | | | | | | | | | | | | | | | | | | | | | | |
| Avg | <table border="1"> <thead> <tr> <th>Limit</th> <th>Read</th> <th>Ant</th> <th>Cable</th> <th>Preamp</th> <th>Aux</th> <th>APos</th> <th>TPos</th> <th>Remark</th> </tr> <tr> <th>Freq</th> <th>Level</th> <th>Line</th> <th>Margin</th> <th>Level</th> <th>Factor</th> <th>Loss</th> <th>Factor</th> <th>Factor</th> </tr> <tr> <th>MHz</th> <th>dBuV/m</th> <th>dBuV/m</th> <th>dB</th> <th>dBuV</th> <th>dB/m</th> <th>dB</th> <th>dB</th> <th>cm</th> <th>deg</th> </tr> </thead> <tbody> <tr> <td>1</td> <td>2389.82</td> <td>45.38</td> <td>54.00</td> <td>-8.62</td> <td>37.12</td> <td>32.20</td> <td>7.11</td> <td>37.05</td> <td>6.00</td> <td>301</td> <td>360</td> <td>AVERAGE</td> </tr> </tbody> </table> | Limit | Read | Ant | Cable | Preamp | Aux | APos | TPos | Remark | Freq | Level | Line | Margin | Level | Factor | Loss | Factor | Factor | MHz | dBuV/m | dBuV/m | dB | dBuV | dB/m | dB | dB | cm | deg | 1 | 2389.82 | 45.38 | 54.00 | -8.62 | 37.12 | 32.20 | 7.11 | 37.05 | 6.00 | 301 | 360 | AVERAGE | <table border="1"> <thead> <tr> <th>Limit</th> <th>Read</th> <th>Ant</th> <th>Cable</th> <th>Preamp</th> <th>Aux</th> <th>APos</th> <th>TPos</th> <th>Remark</th> </tr> <tr> <th>Freq</th> <th>Level</th> <th>Line</th> <th>Margin</th> <th>Level</th> <th>Factor</th> <th>Loss</th> <th>Factor</th> <th>Factor</th> </tr> <tr> <th>MHz</th> <th>dBuV/m</th> <th>dBuV/m</th> <th>dB</th> <th>dBuV</th> <th>dB/m</th> <th>dB</th> <th>dB</th> <th>cm</th> <th>deg</th> </tr> </thead> <tbody> <tr> <td>1</td> <td>2402.00</td> <td>114.26</td> <td>-----</td> <td>-----</td> <td>105.88</td> <td>32.30</td> <td>7.12</td> <td>37.04</td> <td>6.00</td> <td>301</td> <td>360</td> <td>AVERAGE</td> </tr> </tbody> </table> | Limit | Read | Ant | Cable | Preamp | Aux | APos | TPos | Remark | Freq | Level | Line | Margin | Level | Factor | Loss | Factor | Factor | MHz | dBuV/m | dBuV/m | dB | dBuV | dB/m | dB | dB | cm | deg | 1 | 2402.00 | 114.26 | ----- | ----- | 105.88 | 32.30 | 7.12 | 37.04 | 6.00 | 301 | 360 | AVERAGE |
| Limit | Read | Ant | Cable | Preamp | Aux | APos | TPos | Remark | | | | | | | | | | | | | | | | | | | | | | | | | | | | | | | | | | | | | | | | | | | | | | | | | | | | | | | | | | | | | | | | | | | | | | | | | | | | |
| Freq | Level | Line | Margin | Level | Factor | Loss | Factor | Factor | | | | | | | | | | | | | | | | | | | | | | | | | | | | | | | | | | | | | | | | | | | | | | | | | | | | | | | | | | | | | | | | | | | | | | | | | | | | |
| MHz | dBuV/m | dBuV/m | dB | dBuV | dB/m | dB | dB | cm | deg | | | | | | | | | | | | | | | | | | | | | | | | | | | | | | | | | | | | | | | | | | | | | | | | | | | | | | | | | | | | | | | | | | | | | | | | | | | |
| 1 | 2389.82 | 45.38 | 54.00 | -8.62 | 37.12 | 32.20 | 7.11 | 37.05 | 6.00 | 301 | 360 | AVERAGE | | | | | | | | | | | | | | | | | | | | | | | | | | | | | | | | | | | | | | | | | | | | | | | | | | | | | | | | | | | | | | | | | | | | | | | | |
| Limit | Read | Ant | Cable | Preamp | Aux | APos | TPos | Remark | | | | | | | | | | | | | | | | | | | | | | | | | | | | | | | | | | | | | | | | | | | | | | | | | | | | | | | | | | | | | | | | | | | | | | | | | | | | |
| Freq | Level | Line | Margin | Level | Factor | Loss | Factor | Factor | | | | | | | | | | | | | | | | | | | | | | | | | | | | | | | | | | | | | | | | | | | | | | | | | | | | | | | | | | | | | | | | | | | | | | | | | | | | |
| MHz | dBuV/m | dBuV/m | dB | dBuV | dB/m | dB | dB | cm | deg | | | | | | | | | | | | | | | | | | | | | | | | | | | | | | | | | | | | | | | | | | | | | | | | | | | | | | | | | | | | | | | | | | | | | | | | | | | |
| 1 | 2402.00 | 114.26 | ----- | ----- | 105.88 | 32.30 | 7.12 | 37.04 | 6.00 | 301 | 360 | AVERAGE | | | | | | | | | | | | | | | | | | | | | | | | | | | | | | | | | | | | | | | | | | | | | | | | | | | | | | | | | | | | | | | | | | | | | | | | |



| Mode | 4 | | | | | | | | | | | | | | | | | | | | | | | | | | | | | | | | | | | | | | | | | | | | | | | | | | | | | | | | | | | | | | | | | | | | | | | | | | | | | | | | | | | | | | | | | | | | | | | | | | | | | | | | | |
|-------------|--|-------------|-------|--------|-------------|--------|--------|-------|------|------|-------|-------------|-------|--------|-------------|--------|--------|-----|--------|--------|----|------|------|----|----|----|-----|---|---------|-------|-------|--------|-------|-------|------|-------|------|-----|----|------|---|---------|-------|-------|-------|-------|-------|------|-------|------|-----|----|---------|--|-------|------|-----|-------|--------|-----|------|------|------|-------|-------------|-------|--------|-------------|--------|--------|-----|--------|--------|----|------|------|----|----|----|-----|---|---------|-------|-------|--------|-------|-------|------|-------|------|-----|----|------|---|---------|-------|-------|-------|-------|-------|------|-------|------|-----|----|---------|
| | Harmonic | | | | | | | | | | | | | | | | | | | | | | | | | | | | | | | | | | | | | | | | | | | | | | | | | | | | | | | | | | | | | | | | | | | | | | | | | | | | | | | | | | | | | | | | | | | | | | | | | | | | | | | | | |
| | 2400-2483.5_Bluetooth-LE_CH00_2402MHz | | | | | | | | | | | | | | | | | | | | | | | | | | | | | | | | | | | | | | | | | | | | | | | | | | | | | | | | | | | | | | | | | | | | | | | | | | | | | | | | | | | | | | | | | | | | | | | | | | | | | | | | | |
| ANT | 1 | | | | | | | | | | | | | | | | | | | | | | | | | | | | | | | | | | | | | | | | | | | | | | | | | | | | | | | | | | | | | | | | | | | | | | | | | | | | | | | | | | | | | | | | | | | | | | | | | | | | | | | | | |
| Pol. | Horizontal | Vertical | | | | | | | | | | | | | | | | | | | | | | | | | | | | | | | | | | | | | | | | | | | | | | | | | | | | | | | | | | | | | | | | | | | | | | | | | | | | | | | | | | | | | | | | | | | | | | | | | | | | | | | | |
| Peak Avg | <table border="1"> <thead> <tr> <th>Limit</th> <th>Read</th> <th>Ant</th> <th>Cable</th> <th>Preamp</th> <th>Aux</th> <th>APos</th> <th>TPos</th> </tr> <tr> <th>Freq</th> <th>Level</th> <th>Line Margin</th> <th>Level</th> <th>Factor</th> <th>Loss Factor</th> <th>Factor</th> <th>Remark</th> </tr> <tr> <th>MHz</th> <th>dBuV/m</th> <th>dBuV/m</th> <th>dB</th> <th>dBuV</th> <th>dB/m</th> <th>dB</th> <th>dB</th> <th>cm</th> <th>deg</th> </tr> </thead> <tbody> <tr> <td>1</td> <td>4804.00</td> <td>53.17</td> <td>74.00</td> <td>-20.83</td> <td>75.50</td> <td>34.20</td> <td>9.44</td> <td>65.97</td> <td>0.00</td> <td>294</td> <td>40</td> <td>PEAK</td> </tr> <tr> <td>2</td> <td>4804.00</td> <td>47.55</td> <td>54.00</td> <td>-6.45</td> <td>69.88</td> <td>34.20</td> <td>9.44</td> <td>65.97</td> <td>0.00</td> <td>294</td> <td>40</td> <td>AVERAGE</td> </tr> </tbody> </table> | Limit | Read | Ant | Cable | Preamp | Aux | APos | TPos | Freq | Level | Line Margin | Level | Factor | Loss Factor | Factor | Remark | MHz | dBuV/m | dBuV/m | dB | dBuV | dB/m | dB | dB | cm | deg | 1 | 4804.00 | 53.17 | 74.00 | -20.83 | 75.50 | 34.20 | 9.44 | 65.97 | 0.00 | 294 | 40 | PEAK | 2 | 4804.00 | 47.55 | 54.00 | -6.45 | 69.88 | 34.20 | 9.44 | 65.97 | 0.00 | 294 | 40 | AVERAGE | <table border="1"> <thead> <tr> <th>Limit</th> <th>Read</th> <th>Ant</th> <th>Cable</th> <th>Preamp</th> <th>Aux</th> <th>APos</th> <th>TPos</th> </tr> <tr> <th>Freq</th> <th>Level</th> <th>Line Margin</th> <th>Level</th> <th>Factor</th> <th>Loss Factor</th> <th>Factor</th> <th>Remark</th> </tr> <tr> <th>MHz</th> <th>dBuV/m</th> <th>dBuV/m</th> <th>dB</th> <th>dBuV</th> <th>dB/m</th> <th>dB</th> <th>dB</th> <th>cm</th> <th>deg</th> </tr> </thead> <tbody> <tr> <td>1</td> <td>4804.00</td> <td>51.37</td> <td>74.00</td> <td>-22.63</td> <td>73.70</td> <td>34.20</td> <td>9.44</td> <td>65.97</td> <td>0.00</td> <td>300</td> <td>21</td> <td>PEAK</td> </tr> <tr> <td>2</td> <td>4804.00</td> <td>45.95</td> <td>54.00</td> <td>-8.05</td> <td>68.28</td> <td>34.20</td> <td>9.44</td> <td>65.97</td> <td>0.00</td> <td>300</td> <td>21</td> <td>AVERAGE</td> </tr> </tbody> </table> | Limit | Read | Ant | Cable | Preamp | Aux | APos | TPos | Freq | Level | Line Margin | Level | Factor | Loss Factor | Factor | Remark | MHz | dBuV/m | dBuV/m | dB | dBuV | dB/m | dB | dB | cm | deg | 1 | 4804.00 | 51.37 | 74.00 | -22.63 | 73.70 | 34.20 | 9.44 | 65.97 | 0.00 | 300 | 21 | PEAK | 2 | 4804.00 | 45.95 | 54.00 | -8.05 | 68.28 | 34.20 | 9.44 | 65.97 | 0.00 | 300 | 21 | AVERAGE |
| | Limit | Read | Ant | Cable | Preamp | Aux | APos | TPos | | | | | | | | | | | | | | | | | | | | | | | | | | | | | | | | | | | | | | | | | | | | | | | | | | | | | | | | | | | | | | | | | | | | | | | | | | | | | | | | | | | | | | | | | | | | | | | | | | |
| Freq | Level | Line Margin | Level | Factor | Loss Factor | Factor | Remark | | | | | | | | | | | | | | | | | | | | | | | | | | | | | | | | | | | | | | | | | | | | | | | | | | | | | | | | | | | | | | | | | | | | | | | | | | | | | | | | | | | | | | | | | | | | | | | | | | | |
| MHz | dBuV/m | dBuV/m | dB | dBuV | dB/m | dB | dB | cm | deg | | | | | | | | | | | | | | | | | | | | | | | | | | | | | | | | | | | | | | | | | | | | | | | | | | | | | | | | | | | | | | | | | | | | | | | | | | | | | | | | | | | | | | | | | | | | | | | | | |
| 1 | 4804.00 | 53.17 | 74.00 | -20.83 | 75.50 | 34.20 | 9.44 | 65.97 | 0.00 | 294 | 40 | PEAK | | | | | | | | | | | | | | | | | | | | | | | | | | | | | | | | | | | | | | | | | | | | | | | | | | | | | | | | | | | | | | | | | | | | | | | | | | | | | | | | | | | | | | | | | | | | | | |
| 2 | 4804.00 | 47.55 | 54.00 | -6.45 | 69.88 | 34.20 | 9.44 | 65.97 | 0.00 | 294 | 40 | AVERAGE | | | | | | | | | | | | | | | | | | | | | | | | | | | | | | | | | | | | | | | | | | | | | | | | | | | | | | | | | | | | | | | | | | | | | | | | | | | | | | | | | | | | | | | | | | | | | | |
| Limit | Read | Ant | Cable | Preamp | Aux | APos | TPos | | | | | | | | | | | | | | | | | | | | | | | | | | | | | | | | | | | | | | | | | | | | | | | | | | | | | | | | | | | | | | | | | | | | | | | | | | | | | | | | | | | | | | | | | | | | | | | | | | | |
| Freq | Level | Line Margin | Level | Factor | Loss Factor | Factor | Remark | | | | | | | | | | | | | | | | | | | | | | | | | | | | | | | | | | | | | | | | | | | | | | | | | | | | | | | | | | | | | | | | | | | | | | | | | | | | | | | | | | | | | | | | | | | | | | | | | | | |
| MHz | dBuV/m | dBuV/m | dB | dBuV | dB/m | dB | dB | cm | deg | | | | | | | | | | | | | | | | | | | | | | | | | | | | | | | | | | | | | | | | | | | | | | | | | | | | | | | | | | | | | | | | | | | | | | | | | | | | | | | | | | | | | | | | | | | | | | | | | |
| 1 | 4804.00 | 51.37 | 74.00 | -22.63 | 73.70 | 34.20 | 9.44 | 65.97 | 0.00 | 300 | 21 | PEAK | | | | | | | | | | | | | | | | | | | | | | | | | | | | | | | | | | | | | | | | | | | | | | | | | | | | | | | | | | | | | | | | | | | | | | | | | | | | | | | | | | | | | | | | | | | | | | |
| 2 | 4804.00 | 45.95 | 54.00 | -8.05 | 68.28 | 34.20 | 9.44 | 65.97 | 0.00 | 300 | 21 | AVERAGE | | | | | | | | | | | | | | | | | | | | | | | | | | | | | | | | | | | | | | | | | | | | | | | | | | | | | | | | | | | | | | | | | | | | | | | | | | | | | | | | | | | | | | | | | | | | | | |



| Mode | 5 | | | | | | | | | | | | | | | | | | | | | | | | | | | | | | | | | | | | | | | | | | | | | | | | | | | | | | | | | | | | | | | | | | | | | | | | | | | | | | | | | | | | | | | | | | | | | | | | | | | | | | | | | | | | | | | | | | | | | | | | | | | | | | | | | | | | | | | | | | | | | |
|-------------|--|----------|-------|--------|--------|--------|--------|--------|--------|--------|--------|---------|-------|------|-------|-------|--------|------|--------|--------|--|-----|--------|--------|----|------|------|----|----|----|----|-----|---|---------|-------|-------|--------|-------|-------|------|-------|------|-----|-----|------|---|---------|-------|-------|-------|-------|-------|------|-------|------|-----|-----|---------|---|---------|-------|-------|--------|-------|-------|-------|-------|------|-----|-----|------|--|-------|------|------|-----|-------|--------|-----|------|------|--------|------|-------|------|-------|-------|--------|------|--------|--------|--|-----|--------|--------|----|------|------|----|----|----|----|-----|---|---------|-------|-------|--------|-------|-------|------|-------|------|-----|---|------|---|---------|-------|-------|-------|-------|-------|------|-------|------|-----|---|---------|---|---------|-------|-------|--------|-------|-------|-------|-------|------|-----|-----|------|
| | Harmonic | | | | | | | | | | | | | | | | | | | | | | | | | | | | | | | | | | | | | | | | | | | | | | | | | | | | | | | | | | | | | | | | | | | | | | | | | | | | | | | | | | | | | | | | | | | | | | | | | | | | | | | | | | | | | | | | | | | | | | | | | | | | | | | | | | | | | | | | | | | | | |
| | 2400-2483.5_Bluetooth-LE_CH19_2440MHz | | | | | | | | | | | | | | | | | | | | | | | | | | | | | | | | | | | | | | | | | | | | | | | | | | | | | | | | | | | | | | | | | | | | | | | | | | | | | | | | | | | | | | | | | | | | | | | | | | | | | | | | | | | | | | | | | | | | | | | | | | | | | | | | | | | | | | | | | | | | | |
| ANT | 1 | | | | | | | | | | | | | | | | | | | | | | | | | | | | | | | | | | | | | | | | | | | | | | | | | | | | | | | | | | | | | | | | | | | | | | | | | | | | | | | | | | | | | | | | | | | | | | | | | | | | | | | | | | | | | | | | | | | | | | | | | | | | | | | | | | | | | | | | | | | | | |
| Pol. | Horizontal | Vertical | | | | | | | | | | | | | | | | | | | | | | | | | | | | | | | | | | | | | | | | | | | | | | | | | | | | | | | | | | | | | | | | | | | | | | | | | | | | | | | | | | | | | | | | | | | | | | | | | | | | | | | | | | | | | | | | | | | | | | | | | | | | | | | | | | | | | | | | | | | | |
| Peak Avg | <table border="1"> <thead> <tr> <th>Limit</th> <th>Over</th> <th>Read</th> <th>Ant</th> <th>Cable</th> <th>Preamp</th> <th>Aux</th> <th>APos</th> <th>TPos</th> <th>Remark</th> </tr> <tr> <th>Freq</th> <th>Level</th> <th>Line</th> <th>Limit</th> <th>Level</th> <th>Factor</th> <th>Loss</th> <th>Factor</th> <th>Factor</th> <th></th> </tr> <tr> <th>MHz</th> <th>dBuV/m</th> <th>dBuV/m</th> <th>dB</th> <th>dBuV</th> <th>dB/m</th> <th>dB</th> <th>dB</th> <th>dB</th> <th>cm</th> <th>deg</th> </tr> </thead> <tbody> <tr> <td>1</td> <td>4880.00</td> <td>52.60</td> <td>74.00</td> <td>-21.40</td> <td>74.79</td> <td>34.14</td> <td>9.53</td> <td>65.86</td> <td>0.00</td> <td>136</td> <td>357</td> <td>PEAK</td> </tr> <tr> <td>2</td> <td>4880.00</td> <td>47.36</td> <td>54.00</td> <td>-6.64</td> <td>69.55</td> <td>34.14</td> <td>9.53</td> <td>65.86</td> <td>0.00</td> <td>136</td> <td>357</td> <td>AVERAGE</td> </tr> <tr> <td>3</td> <td>7320.00</td> <td>42.78</td> <td>74.00</td> <td>-31.22</td> <td>60.59</td> <td>35.70</td> <td>11.69</td> <td>65.20</td> <td>0.00</td> <td>---</td> <td>---</td> <td>PEAK</td> </tr> </tbody> </table> | Limit | Over | Read | Ant | Cable | Preamp | Aux | APos | TPos | Remark | Freq | Level | Line | Limit | Level | Factor | Loss | Factor | Factor | | MHz | dBuV/m | dBuV/m | dB | dBuV | dB/m | dB | dB | dB | cm | deg | 1 | 4880.00 | 52.60 | 74.00 | -21.40 | 74.79 | 34.14 | 9.53 | 65.86 | 0.00 | 136 | 357 | PEAK | 2 | 4880.00 | 47.36 | 54.00 | -6.64 | 69.55 | 34.14 | 9.53 | 65.86 | 0.00 | 136 | 357 | AVERAGE | 3 | 7320.00 | 42.78 | 74.00 | -31.22 | 60.59 | 35.70 | 11.69 | 65.20 | 0.00 | --- | --- | PEAK | <table border="1"> <thead> <tr> <th>Limit</th> <th>Over</th> <th>Read</th> <th>Ant</th> <th>Cable</th> <th>Preamp</th> <th>Aux</th> <th>APos</th> <th>TPos</th> <th>Remark</th> </tr> <tr> <th>Freq</th> <th>Level</th> <th>Line</th> <th>Limit</th> <th>Level</th> <th>Factor</th> <th>Loss</th> <th>Factor</th> <th>Factor</th> <th></th> </tr> <tr> <th>MHz</th> <th>dBuV/m</th> <th>dBuV/m</th> <th>dB</th> <th>dBuV</th> <th>dB/m</th> <th>dB</th> <th>dB</th> <th>dB</th> <th>cm</th> <th>deg</th> </tr> </thead> <tbody> <tr> <td>1</td> <td>4880.00</td> <td>53.19</td> <td>74.00</td> <td>-20.81</td> <td>75.38</td> <td>34.14</td> <td>9.53</td> <td>65.86</td> <td>0.00</td> <td>265</td> <td>5</td> <td>PEAK</td> </tr> <tr> <td>2</td> <td>4880.00</td> <td>48.47</td> <td>54.00</td> <td>-5.53</td> <td>70.66</td> <td>34.14</td> <td>9.53</td> <td>65.86</td> <td>0.00</td> <td>265</td> <td>5</td> <td>AVERAGE</td> </tr> <tr> <td>3</td> <td>7320.00</td> <td>42.72</td> <td>74.00</td> <td>-31.28</td> <td>60.53</td> <td>35.70</td> <td>11.69</td> <td>65.20</td> <td>0.00</td> <td>---</td> <td>---</td> <td>PEAK</td> </tr> </tbody> </table> | Limit | Over | Read | Ant | Cable | Preamp | Aux | APos | TPos | Remark | Freq | Level | Line | Limit | Level | Factor | Loss | Factor | Factor | | MHz | dBuV/m | dBuV/m | dB | dBuV | dB/m | dB | dB | dB | cm | deg | 1 | 4880.00 | 53.19 | 74.00 | -20.81 | 75.38 | 34.14 | 9.53 | 65.86 | 0.00 | 265 | 5 | PEAK | 2 | 4880.00 | 48.47 | 54.00 | -5.53 | 70.66 | 34.14 | 9.53 | 65.86 | 0.00 | 265 | 5 | AVERAGE | 3 | 7320.00 | 42.72 | 74.00 | -31.28 | 60.53 | 35.70 | 11.69 | 65.20 | 0.00 | --- | --- | PEAK |
| | Limit | Over | Read | Ant | Cable | Preamp | Aux | APos | TPos | Remark | | | | | | | | | | | | | | | | | | | | | | | | | | | | | | | | | | | | | | | | | | | | | | | | | | | | | | | | | | | | | | | | | | | | | | | | | | | | | | | | | | | | | | | | | | | | | | | | | | | | | | | | | | | | | | | | | | | | | | | | | | | | | | | | | | | | |
| Freq | Level | Line | Limit | Level | Factor | Loss | Factor | Factor | | | | | | | | | | | | | | | | | | | | | | | | | | | | | | | | | | | | | | | | | | | | | | | | | | | | | | | | | | | | | | | | | | | | | | | | | | | | | | | | | | | | | | | | | | | | | | | | | | | | | | | | | | | | | | | | | | | | | | | | | | | | | | | | | | | | | | |
| MHz | dBuV/m | dBuV/m | dB | dBuV | dB/m | dB | dB | dB | cm | deg | | | | | | | | | | | | | | | | | | | | | | | | | | | | | | | | | | | | | | | | | | | | | | | | | | | | | | | | | | | | | | | | | | | | | | | | | | | | | | | | | | | | | | | | | | | | | | | | | | | | | | | | | | | | | | | | | | | | | | | | | | | | | | | | | | | | |
| 1 | 4880.00 | 52.60 | 74.00 | -21.40 | 74.79 | 34.14 | 9.53 | 65.86 | 0.00 | 136 | 357 | PEAK | | | | | | | | | | | | | | | | | | | | | | | | | | | | | | | | | | | | | | | | | | | | | | | | | | | | | | | | | | | | | | | | | | | | | | | | | | | | | | | | | | | | | | | | | | | | | | | | | | | | | | | | | | | | | | | | | | | | | | | | | | | | | | | | | | |
| 2 | 4880.00 | 47.36 | 54.00 | -6.64 | 69.55 | 34.14 | 9.53 | 65.86 | 0.00 | 136 | 357 | AVERAGE | | | | | | | | | | | | | | | | | | | | | | | | | | | | | | | | | | | | | | | | | | | | | | | | | | | | | | | | | | | | | | | | | | | | | | | | | | | | | | | | | | | | | | | | | | | | | | | | | | | | | | | | | | | | | | | | | | | | | | | | | | | | | | | | | | |
| 3 | 7320.00 | 42.78 | 74.00 | -31.22 | 60.59 | 35.70 | 11.69 | 65.20 | 0.00 | --- | --- | PEAK | | | | | | | | | | | | | | | | | | | | | | | | | | | | | | | | | | | | | | | | | | | | | | | | | | | | | | | | | | | | | | | | | | | | | | | | | | | | | | | | | | | | | | | | | | | | | | | | | | | | | | | | | | | | | | | | | | | | | | | | | | | | | | | | | | |
| Limit | Over | Read | Ant | Cable | Preamp | Aux | APos | TPos | Remark | | | | | | | | | | | | | | | | | | | | | | | | | | | | | | | | | | | | | | | | | | | | | | | | | | | | | | | | | | | | | | | | | | | | | | | | | | | | | | | | | | | | | | | | | | | | | | | | | | | | | | | | | | | | | | | | | | | | | | | | | | | | | | | | | | | | | |
| Freq | Level | Line | Limit | Level | Factor | Loss | Factor | Factor | | | | | | | | | | | | | | | | | | | | | | | | | | | | | | | | | | | | | | | | | | | | | | | | | | | | | | | | | | | | | | | | | | | | | | | | | | | | | | | | | | | | | | | | | | | | | | | | | | | | | | | | | | | | | | | | | | | | | | | | | | | | | | | | | | | | | | |
| MHz | dBuV/m | dBuV/m | dB | dBuV | dB/m | dB | dB | dB | cm | deg | | | | | | | | | | | | | | | | | | | | | | | | | | | | | | | | | | | | | | | | | | | | | | | | | | | | | | | | | | | | | | | | | | | | | | | | | | | | | | | | | | | | | | | | | | | | | | | | | | | | | | | | | | | | | | | | | | | | | | | | | | | | | | | | | | | | |
| 1 | 4880.00 | 53.19 | 74.00 | -20.81 | 75.38 | 34.14 | 9.53 | 65.86 | 0.00 | 265 | 5 | PEAK | | | | | | | | | | | | | | | | | | | | | | | | | | | | | | | | | | | | | | | | | | | | | | | | | | | | | | | | | | | | | | | | | | | | | | | | | | | | | | | | | | | | | | | | | | | | | | | | | | | | | | | | | | | | | | | | | | | | | | | | | | | | | | | | | | |
| 2 | 4880.00 | 48.47 | 54.00 | -5.53 | 70.66 | 34.14 | 9.53 | 65.86 | 0.00 | 265 | 5 | AVERAGE | | | | | | | | | | | | | | | | | | | | | | | | | | | | | | | | | | | | | | | | | | | | | | | | | | | | | | | | | | | | | | | | | | | | | | | | | | | | | | | | | | | | | | | | | | | | | | | | | | | | | | | | | | | | | | | | | | | | | | | | | | | | | | | | | | |
| 3 | 7320.00 | 42.72 | 74.00 | -31.28 | 60.53 | 35.70 | 11.69 | 65.20 | 0.00 | --- | --- | PEAK | | | | | | | | | | | | | | | | | | | | | | | | | | | | | | | | | | | | | | | | | | | | | | | | | | | | | | | | | | | | | | | | | | | | | | | | | | | | | | | | | | | | | | | | | | | | | | | | | | | | | | | | | | | | | | | | | | | | | | | | | | | | | | | | | | |



| Mode | 6 | | | | | | | | | | | | | | | | | | | | | | | | | | | | | | | | | | | | | | | | | | | | | | | | | | | | | | | | | | | | | | | | | | | | | | | | | | | | | | | | | |
|-------|--|-------------|--------|--------|--------|--------|--------|--------|--------|--------|------|---------|------|--------|-------|--------|------|--------|--------|-----|--------|--------|----|------|------|----|----|----|---|---------|-------|-------|--------|-------|-------|------|-------|------|-----|----|---------|--|-------|------|-----|-------|--------|-----|------|------|--------|------|-------|------|--------|-------|--------|------|--------|--------|-----|--------|--------|----|------|------|----|----|----|---|---------|--------|-------|-------|--------|-------|------|-------|------|-----|----|---------|
| | Band Edge | | | | | | | | | | | | | | | | | | | | | | | | | | | | | | | | | | | | | | | | | | | | | | | | | | | | | | | | | | | | | | | | | | | | | | | | | | | | | | | | | |
| | 2400-2483.5_Bluetooth-LE_CH39_2480MHz | | | | | | | | | | | | | | | | | | | | | | | | | | | | | | | | | | | | | | | | | | | | | | | | | | | | | | | | | | | | | | | | | | | | | | | | | | | | | | | | | |
| ANT | 1 | | | | | | | | | | | | | | | | | | | | | | | | | | | | | | | | | | | | | | | | | | | | | | | | | | | | | | | | | | | | | | | | | | | | | | | | | | | | | | | | | |
| Pol. | Horizontal | Fundamental | | | | | | | | | | | | | | | | | | | | | | | | | | | | | | | | | | | | | | | | | | | | | | | | | | | | | | | | | | | | | | | | | | | | | | | | | | | | | | | | |
| Peak | <table border="1"> <thead> <tr> <th>Limit</th> <th>Read</th> <th>Ant</th> <th>Cable</th> <th>Preamp</th> <th>Aux</th> <th>APos</th> <th>TPos</th> <th>Remark</th> </tr> <tr> <th>Freq</th> <th>Level</th> <th>Line</th> <th>Margin</th> <th>Level</th> <th>Factor</th> <th>Loss</th> <th>Factor</th> <th>Factor</th> </tr> <tr> <th>MHz</th> <th>dBuV/m</th> <th>dBuV/m</th> <th>dB</th> <th>dBuV</th> <th>dB/m</th> <th>dB</th> <th>dB</th> <th>dB</th> </tr> </thead> <tbody> <tr> <td>1</td> <td>2483.92</td> <td>61.67</td> <td>74.00</td> <td>-12.33</td> <td>52.79</td> <td>32.47</td> <td>7.26</td> <td>36.85</td> <td>6.00</td> <td>118</td> <td>88</td> <td>PEAK</td> </tr> </tbody> </table> | Limit | Read | Ant | Cable | Preamp | Aux | APos | TPos | Remark | Freq | Level | Line | Margin | Level | Factor | Loss | Factor | Factor | MHz | dBuV/m | dBuV/m | dB | dBuV | dB/m | dB | dB | dB | 1 | 2483.92 | 61.67 | 74.00 | -12.33 | 52.79 | 32.47 | 7.26 | 36.85 | 6.00 | 118 | 88 | PEAK | <table border="1"> <thead> <tr> <th>Limit</th> <th>Read</th> <th>Ant</th> <th>Cable</th> <th>Preamp</th> <th>Aux</th> <th>APos</th> <th>TPos</th> <th>Remark</th> </tr> <tr> <th>Freq</th> <th>Level</th> <th>Line</th> <th>Margin</th> <th>Level</th> <th>Factor</th> <th>Loss</th> <th>Factor</th> <th>Factor</th> </tr> <tr> <th>MHz</th> <th>dBuV/m</th> <th>dBuV/m</th> <th>dB</th> <th>dBuV</th> <th>dB/m</th> <th>dB</th> <th>dB</th> <th>dB</th> </tr> </thead> <tbody> <tr> <td>1</td> <td>2480.00</td> <td>113.51</td> <td>-----</td> <td>-----</td> <td>104.66</td> <td>32.46</td> <td>7.25</td> <td>36.86</td> <td>6.00</td> <td>118</td> <td>88</td> <td>PEAK</td> </tr> </tbody> </table> | Limit | Read | Ant | Cable | Preamp | Aux | APos | TPos | Remark | Freq | Level | Line | Margin | Level | Factor | Loss | Factor | Factor | MHz | dBuV/m | dBuV/m | dB | dBuV | dB/m | dB | dB | dB | 1 | 2480.00 | 113.51 | ----- | ----- | 104.66 | 32.46 | 7.25 | 36.86 | 6.00 | 118 | 88 | PEAK |
| | Limit | Read | Ant | Cable | Preamp | Aux | APos | TPos | Remark | | | | | | | | | | | | | | | | | | | | | | | | | | | | | | | | | | | | | | | | | | | | | | | | | | | | | | | | | | | | | | | | | | | | | | | | | |
| Freq | Level | Line | Margin | Level | Factor | Loss | Factor | Factor | | | | | | | | | | | | | | | | | | | | | | | | | | | | | | | | | | | | | | | | | | | | | | | | | | | | | | | | | | | | | | | | | | | | | | | | | | |
| MHz | dBuV/m | dBuV/m | dB | dBuV | dB/m | dB | dB | dB | | | | | | | | | | | | | | | | | | | | | | | | | | | | | | | | | | | | | | | | | | | | | | | | | | | | | | | | | | | | | | | | | | | | | | | | | | |
| 1 | 2483.92 | 61.67 | 74.00 | -12.33 | 52.79 | 32.47 | 7.26 | 36.85 | 6.00 | 118 | 88 | PEAK | | | | | | | | | | | | | | | | | | | | | | | | | | | | | | | | | | | | | | | | | | | | | | | | | | | | | | | | | | | | | | | | | | | | | | |
| Limit | Read | Ant | Cable | Preamp | Aux | APos | TPos | Remark | | | | | | | | | | | | | | | | | | | | | | | | | | | | | | | | | | | | | | | | | | | | | | | | | | | | | | | | | | | | | | | | | | | | | | | | | | |
| Freq | Level | Line | Margin | Level | Factor | Loss | Factor | Factor | | | | | | | | | | | | | | | | | | | | | | | | | | | | | | | | | | | | | | | | | | | | | | | | | | | | | | | | | | | | | | | | | | | | | | | | | | |
| MHz | dBuV/m | dBuV/m | dB | dBuV | dB/m | dB | dB | dB | | | | | | | | | | | | | | | | | | | | | | | | | | | | | | | | | | | | | | | | | | | | | | | | | | | | | | | | | | | | | | | | | | | | | | | | | | |
| 1 | 2480.00 | 113.51 | ----- | ----- | 104.66 | 32.46 | 7.25 | 36.86 | 6.00 | 118 | 88 | PEAK | | | | | | | | | | | | | | | | | | | | | | | | | | | | | | | | | | | | | | | | | | | | | | | | | | | | | | | | | | | | | | | | | | | | | | |
| Avg | <table border="1"> <thead> <tr> <th>Limit</th> <th>Read</th> <th>Ant</th> <th>Cable</th> <th>Preamp</th> <th>Aux</th> <th>APos</th> <th>TPos</th> <th>Remark</th> </tr> <tr> <th>Freq</th> <th>Level</th> <th>Line</th> <th>Margin</th> <th>Level</th> <th>Factor</th> <th>Loss</th> <th>Factor</th> <th>Factor</th> </tr> <tr> <th>MHz</th> <th>dBuV/m</th> <th>dBuV/m</th> <th>dB</th> <th>dBuV</th> <th>dB/m</th> <th>dB</th> <th>dB</th> <th>dB</th> </tr> </thead> <tbody> <tr> <td>1</td> <td>2483.50</td> <td>52.06</td> <td>54.00</td> <td>-1.94</td> <td>43.18</td> <td>32.47</td> <td>7.26</td> <td>36.85</td> <td>6.00</td> <td>118</td> <td>88</td> <td>AVERAGE</td> </tr> </tbody> </table> | Limit | Read | Ant | Cable | Preamp | Aux | APos | TPos | Remark | Freq | Level | Line | Margin | Level | Factor | Loss | Factor | Factor | MHz | dBuV/m | dBuV/m | dB | dBuV | dB/m | dB | dB | dB | 1 | 2483.50 | 52.06 | 54.00 | -1.94 | 43.18 | 32.47 | 7.26 | 36.85 | 6.00 | 118 | 88 | AVERAGE | <table border="1"> <thead> <tr> <th>Limit</th> <th>Read</th> <th>Ant</th> <th>Cable</th> <th>Preamp</th> <th>Aux</th> <th>APos</th> <th>TPos</th> <th>Remark</th> </tr> <tr> <th>Freq</th> <th>Level</th> <th>Line</th> <th>Margin</th> <th>Level</th> <th>Factor</th> <th>Loss</th> <th>Factor</th> <th>Factor</th> </tr> <tr> <th>MHz</th> <th>dBuV/m</th> <th>dBuV/m</th> <th>dB</th> <th>dBuV</th> <th>dB/m</th> <th>dB</th> <th>dB</th> <th>dB</th> </tr> </thead> <tbody> <tr> <td>1</td> <td>2480.00</td> <td>110.90</td> <td>-----</td> <td>-----</td> <td>102.05</td> <td>32.46</td> <td>7.25</td> <td>36.86</td> <td>6.00</td> <td>118</td> <td>88</td> <td>AVERAGE</td> </tr> </tbody> </table> | Limit | Read | Ant | Cable | Preamp | Aux | APos | TPos | Remark | Freq | Level | Line | Margin | Level | Factor | Loss | Factor | Factor | MHz | dBuV/m | dBuV/m | dB | dBuV | dB/m | dB | dB | dB | 1 | 2480.00 | 110.90 | ----- | ----- | 102.05 | 32.46 | 7.25 | 36.86 | 6.00 | 118 | 88 | AVERAGE |
| Limit | Read | Ant | Cable | Preamp | Aux | APos | TPos | Remark | | | | | | | | | | | | | | | | | | | | | | | | | | | | | | | | | | | | | | | | | | | | | | | | | | | | | | | | | | | | | | | | | | | | | | | | | | |
| Freq | Level | Line | Margin | Level | Factor | Loss | Factor | Factor | | | | | | | | | | | | | | | | | | | | | | | | | | | | | | | | | | | | | | | | | | | | | | | | | | | | | | | | | | | | | | | | | | | | | | | | | | |
| MHz | dBuV/m | dBuV/m | dB | dBuV | dB/m | dB | dB | dB | | | | | | | | | | | | | | | | | | | | | | | | | | | | | | | | | | | | | | | | | | | | | | | | | | | | | | | | | | | | | | | | | | | | | | | | | | |
| 1 | 2483.50 | 52.06 | 54.00 | -1.94 | 43.18 | 32.47 | 7.26 | 36.85 | 6.00 | 118 | 88 | AVERAGE | | | | | | | | | | | | | | | | | | | | | | | | | | | | | | | | | | | | | | | | | | | | | | | | | | | | | | | | | | | | | | | | | | | | | | |
| Limit | Read | Ant | Cable | Preamp | Aux | APos | TPos | Remark | | | | | | | | | | | | | | | | | | | | | | | | | | | | | | | | | | | | | | | | | | | | | | | | | | | | | | | | | | | | | | | | | | | | | | | | | | |
| Freq | Level | Line | Margin | Level | Factor | Loss | Factor | Factor | | | | | | | | | | | | | | | | | | | | | | | | | | | | | | | | | | | | | | | | | | | | | | | | | | | | | | | | | | | | | | | | | | | | | | | | | | |
| MHz | dBuV/m | dBuV/m | dB | dBuV | dB/m | dB | dB | dB | | | | | | | | | | | | | | | | | | | | | | | | | | | | | | | | | | | | | | | | | | | | | | | | | | | | | | | | | | | | | | | | | | | | | | | | | | |
| 1 | 2480.00 | 110.90 | ----- | ----- | 102.05 | 32.46 | 7.25 | 36.86 | 6.00 | 118 | 88 | AVERAGE | | | | | | | | | | | | | | | | | | | | | | | | | | | | | | | | | | | | | | | | | | | | | | | | | | | | | | | | | | | | | | | | | | | | | | |



| Mode | 6 | | | | | | | | | | | | | | | | | | | | | | | | | | | | | | | | | | | | | | | | | | | | | | | | | | | | | | | | | | | | | | | | | | | | | | | | | | | | | | | | | | | |
|-------|---|-------------|--------------|-------------|--------|--------|--------|--------|--------|--------|------|---------|-------------|--------------|-------------|--------|--------|--------|--|-----|--------|--------|----|------|------|----|----|----|-----|---|---------|-------|-------|--------|-------|-------|------|-------|------|-----|-----|---------|--|-------|------|-----|-------|--------|-----|------|------|--------|------|-------|-------------|--------------|-------------|--------|--------|--------|--|-----|--------|--------|----|------|------|----|----|----|-----|---|---------|--------|-------|-------|-------|-------|------|-------|------|-----|-----|---------|
| | Band Edge | | | | | | | | | | | | | | | | | | | | | | | | | | | | | | | | | | | | | | | | | | | | | | | | | | | | | | | | | | | | | | | | | | | | | | | | | | | | | | | | | | | |
| | 2400-2483.5_Bluetooth-LE_CH39_2480MHz | | | | | | | | | | | | | | | | | | | | | | | | | | | | | | | | | | | | | | | | | | | | | | | | | | | | | | | | | | | | | | | | | | | | | | | | | | | | | | | | | | | |
| ANT | 1 | | | | | | | | | | | | | | | | | | | | | | | | | | | | | | | | | | | | | | | | | | | | | | | | | | | | | | | | | | | | | | | | | | | | | | | | | | | | | | | | | | | |
| Pol. | Vertical | Fundamental | | | | | | | | | | | | | | | | | | | | | | | | | | | | | | | | | | | | | | | | | | | | | | | | | | | | | | | | | | | | | | | | | | | | | | | | | | | | | | | | | | |
| Peak | <table border="1"> <thead> <tr> <th>Limit</th> <th>Read</th> <th>Ant</th> <th>Cable</th> <th>Preamp</th> <th>Aux</th> <th>APos</th> <th>TPos</th> <th>Remark</th> </tr> <tr> <th>Freq</th> <th>Level</th> <th>Line Margin</th> <th>Level Factor</th> <th>Loss Factor</th> <th>Factor</th> <th>Factor</th> <th>Factor</th> <th></th> </tr> <tr> <th>MHz</th> <th>dBuV/m</th> <th>dBuV/m</th> <th>dB</th> <th>dBuV</th> <th>dB/m</th> <th>dB</th> <th>dB</th> <th>cm</th> <th>deg</th> </tr> </thead> <tbody> <tr> <td>1</td> <td>2484.16</td> <td>57.41</td> <td>74.00</td> <td>-16.59</td> <td>48.53</td> <td>32.47</td> <td>7.26</td> <td>36.85</td> <td>6.00</td> <td>292</td> <td>360</td> <td>PEAK</td> </tr> </tbody> </table> | Limit | Read | Ant | Cable | Preamp | Aux | APos | TPos | Remark | Freq | Level | Line Margin | Level Factor | Loss Factor | Factor | Factor | Factor | | MHz | dBuV/m | dBuV/m | dB | dBuV | dB/m | dB | dB | cm | deg | 1 | 2484.16 | 57.41 | 74.00 | -16.59 | 48.53 | 32.47 | 7.26 | 36.85 | 6.00 | 292 | 360 | PEAK | <table border="1"> <thead> <tr> <th>Limit</th> <th>Read</th> <th>Ant</th> <th>Cable</th> <th>Preamp</th> <th>Aux</th> <th>APos</th> <th>TPos</th> <th>Remark</th> </tr> <tr> <th>Freq</th> <th>Level</th> <th>Line Margin</th> <th>Level Factor</th> <th>Loss Factor</th> <th>Factor</th> <th>Factor</th> <th>Factor</th> <th></th> </tr> <tr> <th>MHz</th> <th>dBuV/m</th> <th>dBuV/m</th> <th>dB</th> <th>dBuV</th> <th>dB/m</th> <th>dB</th> <th>dB</th> <th>cm</th> <th>deg</th> </tr> </thead> <tbody> <tr> <td>1</td> <td>2480.00</td> <td>108.37</td> <td>-----</td> <td>-----</td> <td>99.52</td> <td>32.46</td> <td>7.25</td> <td>36.86</td> <td>6.00</td> <td>292</td> <td>360</td> <td>PEAK</td> </tr> </tbody> </table> | Limit | Read | Ant | Cable | Preamp | Aux | APos | TPos | Remark | Freq | Level | Line Margin | Level Factor | Loss Factor | Factor | Factor | Factor | | MHz | dBuV/m | dBuV/m | dB | dBuV | dB/m | dB | dB | cm | deg | 1 | 2480.00 | 108.37 | ----- | ----- | 99.52 | 32.46 | 7.25 | 36.86 | 6.00 | 292 | 360 | PEAK |
| | Limit | Read | Ant | Cable | Preamp | Aux | APos | TPos | Remark | | | | | | | | | | | | | | | | | | | | | | | | | | | | | | | | | | | | | | | | | | | | | | | | | | | | | | | | | | | | | | | | | | | | | | | | | | | |
| Freq | Level | Line Margin | Level Factor | Loss Factor | Factor | Factor | Factor | | | | | | | | | | | | | | | | | | | | | | | | | | | | | | | | | | | | | | | | | | | | | | | | | | | | | | | | | | | | | | | | | | | | | | | | | | | | | |
| MHz | dBuV/m | dBuV/m | dB | dBuV | dB/m | dB | dB | cm | deg | | | | | | | | | | | | | | | | | | | | | | | | | | | | | | | | | | | | | | | | | | | | | | | | | | | | | | | | | | | | | | | | | | | | | | | | | | | |
| 1 | 2484.16 | 57.41 | 74.00 | -16.59 | 48.53 | 32.47 | 7.26 | 36.85 | 6.00 | 292 | 360 | PEAK | | | | | | | | | | | | | | | | | | | | | | | | | | | | | | | | | | | | | | | | | | | | | | | | | | | | | | | | | | | | | | | | | | | | | | | | |
| Limit | Read | Ant | Cable | Preamp | Aux | APos | TPos | Remark | | | | | | | | | | | | | | | | | | | | | | | | | | | | | | | | | | | | | | | | | | | | | | | | | | | | | | | | | | | | | | | | | | | | | | | | | | | | |
| Freq | Level | Line Margin | Level Factor | Loss Factor | Factor | Factor | Factor | | | | | | | | | | | | | | | | | | | | | | | | | | | | | | | | | | | | | | | | | | | | | | | | | | | | | | | | | | | | | | | | | | | | | | | | | | | | | |
| MHz | dBuV/m | dBuV/m | dB | dBuV | dB/m | dB | dB | cm | deg | | | | | | | | | | | | | | | | | | | | | | | | | | | | | | | | | | | | | | | | | | | | | | | | | | | | | | | | | | | | | | | | | | | | | | | | | | | |
| 1 | 2480.00 | 108.37 | ----- | ----- | 99.52 | 32.46 | 7.25 | 36.86 | 6.00 | 292 | 360 | PEAK | | | | | | | | | | | | | | | | | | | | | | | | | | | | | | | | | | | | | | | | | | | | | | | | | | | | | | | | | | | | | | | | | | | | | | | | |
| Avg | <table border="1"> <thead> <tr> <th>Limit</th> <th>Read</th> <th>Ant</th> <th>Cable</th> <th>Preamp</th> <th>Aux</th> <th>APos</th> <th>TPos</th> <th>Remark</th> </tr> <tr> <th>Freq</th> <th>Level</th> <th>Line Margin</th> <th>Level Factor</th> <th>Loss Factor</th> <th>Factor</th> <th>Factor</th> <th>Factor</th> <th></th> </tr> <tr> <th>MHz</th> <th>dBuV/m</th> <th>dBuV/m</th> <th>dB</th> <th>dBuV</th> <th>dB/m</th> <th>dB</th> <th>dB</th> <th>cm</th> <th>deg</th> </tr> </thead> <tbody> <tr> <td>1</td> <td>2483.50</td> <td>47.38</td> <td>54.00</td> <td>-6.62</td> <td>38.50</td> <td>32.47</td> <td>7.26</td> <td>36.85</td> <td>6.00</td> <td>292</td> <td>360</td> <td>AVERAGE</td> </tr> </tbody> </table> | Limit | Read | Ant | Cable | Preamp | Aux | APos | TPos | Remark | Freq | Level | Line Margin | Level Factor | Loss Factor | Factor | Factor | Factor | | MHz | dBuV/m | dBuV/m | dB | dBuV | dB/m | dB | dB | cm | deg | 1 | 2483.50 | 47.38 | 54.00 | -6.62 | 38.50 | 32.47 | 7.26 | 36.85 | 6.00 | 292 | 360 | AVERAGE | <table border="1"> <thead> <tr> <th>Limit</th> <th>Read</th> <th>Ant</th> <th>Cable</th> <th>Preamp</th> <th>Aux</th> <th>APos</th> <th>TPos</th> <th>Remark</th> </tr> <tr> <th>Freq</th> <th>Level</th> <th>Line Margin</th> <th>Level Factor</th> <th>Loss Factor</th> <th>Factor</th> <th>Factor</th> <th>Factor</th> <th></th> </tr> <tr> <th>MHz</th> <th>dBuV/m</th> <th>dBuV/m</th> <th>dB</th> <th>dBuV</th> <th>dB/m</th> <th>dB</th> <th>dB</th> <th>cm</th> <th>deg</th> </tr> </thead> <tbody> <tr> <td>1</td> <td>2480.00</td> <td>105.60</td> <td>-----</td> <td>-----</td> <td>96.75</td> <td>32.46</td> <td>7.25</td> <td>36.86</td> <td>6.00</td> <td>292</td> <td>360</td> <td>AVERAGE</td> </tr> </tbody> </table> | Limit | Read | Ant | Cable | Preamp | Aux | APos | TPos | Remark | Freq | Level | Line Margin | Level Factor | Loss Factor | Factor | Factor | Factor | | MHz | dBuV/m | dBuV/m | dB | dBuV | dB/m | dB | dB | cm | deg | 1 | 2480.00 | 105.60 | ----- | ----- | 96.75 | 32.46 | 7.25 | 36.86 | 6.00 | 292 | 360 | AVERAGE |
| Limit | Read | Ant | Cable | Preamp | Aux | APos | TPos | Remark | | | | | | | | | | | | | | | | | | | | | | | | | | | | | | | | | | | | | | | | | | | | | | | | | | | | | | | | | | | | | | | | | | | | | | | | | | | | |
| Freq | Level | Line Margin | Level Factor | Loss Factor | Factor | Factor | Factor | | | | | | | | | | | | | | | | | | | | | | | | | | | | | | | | | | | | | | | | | | | | | | | | | | | | | | | | | | | | | | | | | | | | | | | | | | | | | |
| MHz | dBuV/m | dBuV/m | dB | dBuV | dB/m | dB | dB | cm | deg | | | | | | | | | | | | | | | | | | | | | | | | | | | | | | | | | | | | | | | | | | | | | | | | | | | | | | | | | | | | | | | | | | | | | | | | | | | |
| 1 | 2483.50 | 47.38 | 54.00 | -6.62 | 38.50 | 32.47 | 7.26 | 36.85 | 6.00 | 292 | 360 | AVERAGE | | | | | | | | | | | | | | | | | | | | | | | | | | | | | | | | | | | | | | | | | | | | | | | | | | | | | | | | | | | | | | | | | | | | | | | | |
| Limit | Read | Ant | Cable | Preamp | Aux | APos | TPos | Remark | | | | | | | | | | | | | | | | | | | | | | | | | | | | | | | | | | | | | | | | | | | | | | | | | | | | | | | | | | | | | | | | | | | | | | | | | | | | |
| Freq | Level | Line Margin | Level Factor | Loss Factor | Factor | Factor | Factor | | | | | | | | | | | | | | | | | | | | | | | | | | | | | | | | | | | | | | | | | | | | | | | | | | | | | | | | | | | | | | | | | | | | | | | | | | | | | |
| MHz | dBuV/m | dBuV/m | dB | dBuV | dB/m | dB | dB | cm | deg | | | | | | | | | | | | | | | | | | | | | | | | | | | | | | | | | | | | | | | | | | | | | | | | | | | | | | | | | | | | | | | | | | | | | | | | | | | |
| 1 | 2480.00 | 105.60 | ----- | ----- | 96.75 | 32.46 | 7.25 | 36.86 | 6.00 | 292 | 360 | AVERAGE | | | | | | | | | | | | | | | | | | | | | | | | | | | | | | | | | | | | | | | | | | | | | | | | | | | | | | | | | | | | | | | | | | | | | | | | |



| Mode | 6 | | | | | | | | | | | | | | | | | | | | | | | | | | | | | | | | | | | | | | | | | | | | | | | | | | | | | | | | | | | | | | | | | | | | | | | | | | | | | | | | | | | | | | | | | | | | | | | | | | | | | | | | | | | | | | | | | | | | | | | | | | | | | | | | | | | | | | | | | | | | | |
|-------------|---|----------|-------|--------|--------|--------|--------|--------|--------|--------|--------|---------|-------|------|-------|-------|--------|------|--------|--------|--|-----|--------|--------|----|------|------|----|----|----|----|-----|---|---------|-------|-------|--------|-------|-------|------|-------|------|-----|-----|------|---|---------|-------|-------|--------|-------|-------|------|-------|------|-----|-----|---------|---|---------|-------|-------|--------|-------|-------|-------|-------|------|-----|-----|------|--|-------|------|------|-----|-------|--------|-----|------|------|--------|------|-------|------|-------|-------|--------|------|--------|--------|--|-----|--------|--------|----|------|------|----|----|----|----|-----|---|---------|-------|-------|--------|-------|-------|------|-------|------|-----|---|------|---|---------|-------|-------|-------|-------|-------|------|-------|------|-----|---|---------|---|---------|-------|-------|--------|-------|-------|-------|-------|------|-----|-----|------|
| | Harmonic | | | | | | | | | | | | | | | | | | | | | | | | | | | | | | | | | | | | | | | | | | | | | | | | | | | | | | | | | | | | | | | | | | | | | | | | | | | | | | | | | | | | | | | | | | | | | | | | | | | | | | | | | | | | | | | | | | | | | | | | | | | | | | | | | | | | | | | | | | | | | |
| | 2400-2483.5_Bluetooth-LE_CH39_2480MHz | | | | | | | | | | | | | | | | | | | | | | | | | | | | | | | | | | | | | | | | | | | | | | | | | | | | | | | | | | | | | | | | | | | | | | | | | | | | | | | | | | | | | | | | | | | | | | | | | | | | | | | | | | | | | | | | | | | | | | | | | | | | | | | | | | | | | | | | | | | | | |
| ANT | 1 | | | | | | | | | | | | | | | | | | | | | | | | | | | | | | | | | | | | | | | | | | | | | | | | | | | | | | | | | | | | | | | | | | | | | | | | | | | | | | | | | | | | | | | | | | | | | | | | | | | | | | | | | | | | | | | | | | | | | | | | | | | | | | | | | | | | | | | | | | | | | |
| Pol. | Horizontal | Vertical | | | | | | | | | | | | | | | | | | | | | | | | | | | | | | | | | | | | | | | | | | | | | | | | | | | | | | | | | | | | | | | | | | | | | | | | | | | | | | | | | | | | | | | | | | | | | | | | | | | | | | | | | | | | | | | | | | | | | | | | | | | | | | | | | | | | | | | | | | | | |
| Peak Avg | <table border="1"> <thead> <tr> <th>Limit</th> <th>Over</th> <th>Read</th> <th>Ant</th> <th>Cable</th> <th>Preamp</th> <th>Aux</th> <th>APos</th> <th>TPos</th> <th>Remark</th> </tr> <tr> <th>Freq</th> <th>Level</th> <th>Line</th> <th>Limit</th> <th>Level</th> <th>Factor</th> <th>Loss</th> <th>Factor</th> <th>Factor</th> <th></th> </tr> <tr> <th>MHz</th> <th>dBuV/m</th> <th>dBuV/m</th> <th>dB</th> <th>dBuV</th> <th>dB/m</th> <th>dB</th> <th>dB</th> <th>dB</th> <th>cm</th> <th>deg</th> </tr> </thead> <tbody> <tr> <td>1</td> <td>4960.00</td> <td>49.84</td> <td>74.00</td> <td>-24.16</td> <td>71.98</td> <td>34.00</td> <td>9.61</td> <td>65.75</td> <td>0.00</td> <td>300</td> <td>310</td> <td>PEAK</td> </tr> <tr> <td>2</td> <td>4960.00</td> <td>43.66</td> <td>54.00</td> <td>-10.34</td> <td>65.80</td> <td>34.00</td> <td>9.61</td> <td>65.75</td> <td>0.00</td> <td>300</td> <td>310</td> <td>AVERAGE</td> </tr> <tr> <td>3</td> <td>7440.00</td> <td>42.88</td> <td>74.00</td> <td>-31.12</td> <td>60.98</td> <td>35.70</td> <td>11.77</td> <td>65.57</td> <td>0.00</td> <td>---</td> <td>---</td> <td>PEAK</td> </tr> </tbody> </table> | Limit | Over | Read | Ant | Cable | Preamp | Aux | APos | TPos | Remark | Freq | Level | Line | Limit | Level | Factor | Loss | Factor | Factor | | MHz | dBuV/m | dBuV/m | dB | dBuV | dB/m | dB | dB | dB | cm | deg | 1 | 4960.00 | 49.84 | 74.00 | -24.16 | 71.98 | 34.00 | 9.61 | 65.75 | 0.00 | 300 | 310 | PEAK | 2 | 4960.00 | 43.66 | 54.00 | -10.34 | 65.80 | 34.00 | 9.61 | 65.75 | 0.00 | 300 | 310 | AVERAGE | 3 | 7440.00 | 42.88 | 74.00 | -31.12 | 60.98 | 35.70 | 11.77 | 65.57 | 0.00 | --- | --- | PEAK | <table border="1"> <thead> <tr> <th>Limit</th> <th>Over</th> <th>Read</th> <th>Ant</th> <th>Cable</th> <th>Preamp</th> <th>Aux</th> <th>APos</th> <th>TPos</th> <th>Remark</th> </tr> <tr> <th>Freq</th> <th>Level</th> <th>Line</th> <th>Limit</th> <th>Level</th> <th>Factor</th> <th>Loss</th> <th>Factor</th> <th>Factor</th> <th></th> </tr> <tr> <th>MHz</th> <th>dBuV/m</th> <th>dBuV/m</th> <th>dB</th> <th>dBuV</th> <th>dB/m</th> <th>dB</th> <th>dB</th> <th>dB</th> <th>cm</th> <th>deg</th> </tr> </thead> <tbody> <tr> <td>1</td> <td>4960.00</td> <td>50.02</td> <td>74.00</td> <td>-23.98</td> <td>72.16</td> <td>34.00</td> <td>9.61</td> <td>65.75</td> <td>0.00</td> <td>257</td> <td>0</td> <td>PEAK</td> </tr> <tr> <td>2</td> <td>4960.00</td> <td>44.26</td> <td>54.00</td> <td>-9.74</td> <td>66.40</td> <td>34.00</td> <td>9.61</td> <td>65.75</td> <td>0.00</td> <td>257</td> <td>0</td> <td>AVERAGE</td> </tr> <tr> <td>3</td> <td>7440.00</td> <td>42.38</td> <td>74.00</td> <td>-31.62</td> <td>60.48</td> <td>35.70</td> <td>11.77</td> <td>65.57</td> <td>0.00</td> <td>---</td> <td>---</td> <td>PEAK</td> </tr> </tbody> </table> | Limit | Over | Read | Ant | Cable | Preamp | Aux | APos | TPos | Remark | Freq | Level | Line | Limit | Level | Factor | Loss | Factor | Factor | | MHz | dBuV/m | dBuV/m | dB | dBuV | dB/m | dB | dB | dB | cm | deg | 1 | 4960.00 | 50.02 | 74.00 | -23.98 | 72.16 | 34.00 | 9.61 | 65.75 | 0.00 | 257 | 0 | PEAK | 2 | 4960.00 | 44.26 | 54.00 | -9.74 | 66.40 | 34.00 | 9.61 | 65.75 | 0.00 | 257 | 0 | AVERAGE | 3 | 7440.00 | 42.38 | 74.00 | -31.62 | 60.48 | 35.70 | 11.77 | 65.57 | 0.00 | --- | --- | PEAK |
| | Limit | Over | Read | Ant | Cable | Preamp | Aux | APos | TPos | Remark | | | | | | | | | | | | | | | | | | | | | | | | | | | | | | | | | | | | | | | | | | | | | | | | | | | | | | | | | | | | | | | | | | | | | | | | | | | | | | | | | | | | | | | | | | | | | | | | | | | | | | | | | | | | | | | | | | | | | | | | | | | | | | | | | | | | |
| Freq | Level | Line | Limit | Level | Factor | Loss | Factor | Factor | | | | | | | | | | | | | | | | | | | | | | | | | | | | | | | | | | | | | | | | | | | | | | | | | | | | | | | | | | | | | | | | | | | | | | | | | | | | | | | | | | | | | | | | | | | | | | | | | | | | | | | | | | | | | | | | | | | | | | | | | | | | | | | | | | | | | | |
| MHz | dBuV/m | dBuV/m | dB | dBuV | dB/m | dB | dB | dB | cm | deg | | | | | | | | | | | | | | | | | | | | | | | | | | | | | | | | | | | | | | | | | | | | | | | | | | | | | | | | | | | | | | | | | | | | | | | | | | | | | | | | | | | | | | | | | | | | | | | | | | | | | | | | | | | | | | | | | | | | | | | | | | | | | | | | | | | | |
| 1 | 4960.00 | 49.84 | 74.00 | -24.16 | 71.98 | 34.00 | 9.61 | 65.75 | 0.00 | 300 | 310 | PEAK | | | | | | | | | | | | | | | | | | | | | | | | | | | | | | | | | | | | | | | | | | | | | | | | | | | | | | | | | | | | | | | | | | | | | | | | | | | | | | | | | | | | | | | | | | | | | | | | | | | | | | | | | | | | | | | | | | | | | | | | | | | | | | | | | | |
| 2 | 4960.00 | 43.66 | 54.00 | -10.34 | 65.80 | 34.00 | 9.61 | 65.75 | 0.00 | 300 | 310 | AVERAGE | | | | | | | | | | | | | | | | | | | | | | | | | | | | | | | | | | | | | | | | | | | | | | | | | | | | | | | | | | | | | | | | | | | | | | | | | | | | | | | | | | | | | | | | | | | | | | | | | | | | | | | | | | | | | | | | | | | | | | | | | | | | | | | | | | |
| 3 | 7440.00 | 42.88 | 74.00 | -31.12 | 60.98 | 35.70 | 11.77 | 65.57 | 0.00 | --- | --- | PEAK | | | | | | | | | | | | | | | | | | | | | | | | | | | | | | | | | | | | | | | | | | | | | | | | | | | | | | | | | | | | | | | | | | | | | | | | | | | | | | | | | | | | | | | | | | | | | | | | | | | | | | | | | | | | | | | | | | | | | | | | | | | | | | | | | | |
| Limit | Over | Read | Ant | Cable | Preamp | Aux | APos | TPos | Remark | | | | | | | | | | | | | | | | | | | | | | | | | | | | | | | | | | | | | | | | | | | | | | | | | | | | | | | | | | | | | | | | | | | | | | | | | | | | | | | | | | | | | | | | | | | | | | | | | | | | | | | | | | | | | | | | | | | | | | | | | | | | | | | | | | | | | |
| Freq | Level | Line | Limit | Level | Factor | Loss | Factor | Factor | | | | | | | | | | | | | | | | | | | | | | | | | | | | | | | | | | | | | | | | | | | | | | | | | | | | | | | | | | | | | | | | | | | | | | | | | | | | | | | | | | | | | | | | | | | | | | | | | | | | | | | | | | | | | | | | | | | | | | | | | | | | | | | | | | | | | | |
| MHz | dBuV/m | dBuV/m | dB | dBuV | dB/m | dB | dB | dB | cm | deg | | | | | | | | | | | | | | | | | | | | | | | | | | | | | | | | | | | | | | | | | | | | | | | | | | | | | | | | | | | | | | | | | | | | | | | | | | | | | | | | | | | | | | | | | | | | | | | | | | | | | | | | | | | | | | | | | | | | | | | | | | | | | | | | | | | | |
| 1 | 4960.00 | 50.02 | 74.00 | -23.98 | 72.16 | 34.00 | 9.61 | 65.75 | 0.00 | 257 | 0 | PEAK | | | | | | | | | | | | | | | | | | | | | | | | | | | | | | | | | | | | | | | | | | | | | | | | | | | | | | | | | | | | | | | | | | | | | | | | | | | | | | | | | | | | | | | | | | | | | | | | | | | | | | | | | | | | | | | | | | | | | | | | | | | | | | | | | | |
| 2 | 4960.00 | 44.26 | 54.00 | -9.74 | 66.40 | 34.00 | 9.61 | 65.75 | 0.00 | 257 | 0 | AVERAGE | | | | | | | | | | | | | | | | | | | | | | | | | | | | | | | | | | | | | | | | | | | | | | | | | | | | | | | | | | | | | | | | | | | | | | | | | | | | | | | | | | | | | | | | | | | | | | | | | | | | | | | | | | | | | | | | | | | | | | | | | | | | | | | | | | |
| 3 | 7440.00 | 42.38 | 74.00 | -31.62 | 60.48 | 35.70 | 11.77 | 65.57 | 0.00 | --- | --- | PEAK | | | | | | | | | | | | | | | | | | | | | | | | | | | | | | | | | | | | | | | | | | | | | | | | | | | | | | | | | | | | | | | | | | | | | | | | | | | | | | | | | | | | | | | | | | | | | | | | | | | | | | | | | | | | | | | | | | | | | | | | | | | | | | | | | | |



| | | |
|----------|--|--|
| Mode | 6 | |
| | 18G-25G | |
| | 2400-2483.5_Bluetooth-LE_CH39_2480MHz | |
| ANT | 1 | |
| Pol. | Horizontal | Vertical |
| Peak Avg | <p>The plot shows the measured signal level in dBuV/m versus frequency in MHz for the horizontal polarization. The y-axis ranges from 0 to 130 dBuV/m, and the x-axis ranges from 18000 to 25000 MHz. Two red horizontal lines indicate the FCC Part 15C limits: -50dB at 81.3 dBuV/m and -80dB at 48.8 dBuV/m. The measured signal (blue line) fluctuates around 40 dBuV/m, which is below the -80dB limit.</p> | <p>The plot shows the measured signal level in dBuV/m versus frequency in MHz for the vertical polarization. The y-axis ranges from 0 to 130 dBuV/m, and the x-axis ranges from 18000 to 25000 MHz. Two red horizontal lines indicate the FCC Part 15C limits: -50dB at 81.3 dBuV/m and -80dB at 48.8 dBuV/m. The measured signal (blue line) fluctuates around 40 dBuV/m, which is below the -80dB limit.</p> |



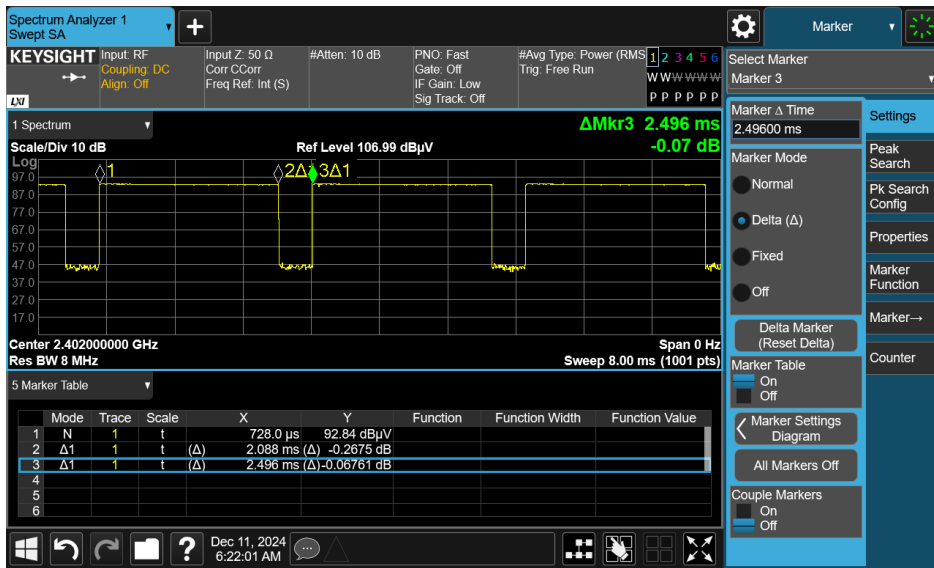
| Mode | 6 | | | | | | | | | | | | | | | | | | | | | | | | | | | | | | | | | | | | | | | | | | | | | | | | | | | | | | | | | | | | | | | | | | | | | | | | | | | | | | | | | | | | | | | | | | | | | | | | | | | | | | | | | | | | | | | | | | | | | | | | | | | | | | | | | | | | | | | | | | | | | | | | | | | | | | | | | | | | | | | | | | | | | | | | | | | | | | | | | | | | | | | | | | | | | | | | | | | | | | | | | | | | | | | | | | |
|-------|---|--------------|-------------|-------------|--------|--------|-------|--------|-------|--------|------|-------|--------------|-------------|-------------|--------|--|--|--|--|----|------|------|----|----|----|-----|--|---|-------|-------|-------|--------|-------|-------|------|-------|------|-----|-----|------|---|--------|-------|-------|--------|-------|-------|------|-------|------|-----|-----|------|---|--------|-------|-------|--------|-------|-------|------|-------|------|-----|-----|------|---|--------|-------|-------|--------|-------|-------|------|-------|------|-----|-----|------|---|--------|-------|-------|--------|-------|-------|------|-------|------|-----|-----|------|---|--------|-------|-------|--------|-------|-------|------|-------|------|-----|-----|------|---|-------|------|-------------|-------|--------|-----|-------|-------|--------|------|-------|--------------|-------------|-------------|--------|--|--|--|--|----|--------|----|------|----|----|----|-----|---|-------|-------|-------|--------|-------|-------|------|-------|------|-----|-----|------|---|--------|-------|-------|--------|-------|-------|------|-------|------|-----|-----|------|---|--------|-------|-------|--------|-------|-------|------|-------|------|-----|-----|------|---|--------|-------|-------|--------|-------|-------|------|-------|------|-----|-----|------|---|--------|-------|-------|--------|-------|-------|------|-------|------|-----|-----|------|---|--------|-------|-------|--------|-------|-------|------|-------|------|-----|-----|
| | 30-1G | | | | | | | | | | | | | | | | | | | | | | | | | | | | | | | | | | | | | | | | | | | | | | | | | | | | | | | | | | | | | | | | | | | | | | | | | | | | | | | | | | | | | | | | | | | | | | | | | | | | | | | | | | | | | | | | | | | | | | | | | | | | | | | | | | | | | | | | | | | | | | | | | | | | | | | | | | | | | | | | | | | | | | | | | | | | | | | | | | | | | | | | | | | | | | | | | | | | | | | | | | | | | | | | | | |
| | 2400-2483.5_Bluetooth-LE_CH39_2480MHz | | | | | | | | | | | | | | | | | | | | | | | | | | | | | | | | | | | | | | | | | | | | | | | | | | | | | | | | | | | | | | | | | | | | | | | | | | | | | | | | | | | | | | | | | | | | | | | | | | | | | | | | | | | | | | | | | | | | | | | | | | | | | | | | | | | | | | | | | | | | | | | | | | | | | | | | | | | | | | | | | | | | | | | | | | | | | | | | | | | | | | | | | | | | | | | | | | | | | | | | | | | | | | | | | | |
| ANT | 1 | | | | | | | | | | | | | | | | | | | | | | | | | | | | | | | | | | | | | | | | | | | | | | | | | | | | | | | | | | | | | | | | | | | | | | | | | | | | | | | | | | | | | | | | | | | | | | | | | | | | | | | | | | | | | | | | | | | | | | | | | | | | | | | | | | | | | | | | | | | | | | | | | | | | | | | | | | | | | | | | | | | | | | | | | | | | | | | | | | | | | | | | | | | | | | | | | | | | | | | | | | | | | | | | | | |
| Pol. | Horizontal | Vertical | | | | | | | | | | | | | | | | | | | | | | | | | | | | | | | | | | | | | | | | | | | | | | | | | | | | | | | | | | | | | | | | | | | | | | | | | | | | | | | | | | | | | | | | | | | | | | | | | | | | | | | | | | | | | | | | | | | | | | | | | | | | | | | | | | | | | | | | | | | | | | | | | | | | | | | | | | | | | | | | | | | | | | | | | | | | | | | | | | | | | | | | | | | | | | | | | | | | | | | | | | | | | | | | | |
| Peak | | | | | | | | | | | | | | | | | | | | | | | | | | | | | | | | | | | | | | | | | | | | | | | | | | | | | | | | | | | | | | | | | | | | | | | | | | | | | | | | | | | | | | | | | | | | | | | | | | | | | | | | | | | | | | | | | | | | | | | | | | | | | | | | | | | | | | | | | | | | | | | | | | | | | | | | | | | | | | | | | | | | | | | | | | | | | | | | | | | | | | | | | | | | | | | | | | | | | | | | | | | | | | | | | | | |
| | <table border="1"> <thead> <tr> <th>Limit</th> <th>Over</th> <th>ReadAntenna</th> <th>Cable</th> <th>Preamp</th> <th>Aux</th> <th>A/Pos</th> <th>T/Pos</th> <th>Remark</th> </tr> <tr> <th>Line</th> <th>Limit</th> <th>Level Factor</th> <th>Loss Factor</th> <th>Loss Factor</th> <th>Factor</th> <th></th> <th></th> <th></th> </tr> <tr> <th></th> <th>dB</th> <th>dBuV</th> <th>dB/m</th> <th>dB</th> <th>dB</th> <th>cm</th> <th>deg</th> <th></th> </tr> </thead> <tbody> <tr> <td>1</td> <td>30.97</td> <td>20.82</td> <td>40.00</td> <td>-19.18</td> <td>29.01</td> <td>24.07</td> <td>0.73</td> <td>32.99</td> <td>0.00</td> <td>---</td> <td>---</td> <td>Peak</td> </tr> <tr> <td>2</td> <td>159.98</td> <td>30.89</td> <td>43.50</td> <td>-13.41</td> <td>44.78</td> <td>16.22</td> <td>1.91</td> <td>32.82</td> <td>0.00</td> <td>---</td> <td>---</td> <td>Peak</td> </tr> <tr> <td>3</td> <td>239.52</td> <td>31.49</td> <td>46.00</td> <td>-14.51</td> <td>44.13</td> <td>17.78</td> <td>2.36</td> <td>32.78</td> <td>0.00</td> <td>---</td> <td>---</td> <td>Peak</td> </tr> <tr> <td>4</td> <td>320.83</td> <td>25.79</td> <td>46.00</td> <td>-20.21</td> <td>36.16</td> <td>19.77</td> <td>2.72</td> <td>32.86</td> <td>0.00</td> <td>---</td> <td>---</td> <td>Peak</td> </tr> <tr> <td>5</td> <td>615.88</td> <td>33.85</td> <td>46.00</td> <td>-12.15</td> <td>38.07</td> <td>25.03</td> <td>3.79</td> <td>33.04</td> <td>0.00</td> <td>---</td> <td>---</td> <td>Peak</td> </tr> <tr> <td>6</td> <td>716.76</td> <td>33.67</td> <td>46.00</td> <td>-12.33</td> <td>37.12</td> <td>25.43</td> <td>4.10</td> <td>32.98</td> <td>0.00</td> <td>---</td> <td>---</td> <td>Peak</td> </tr> </tbody> </table> | Limit | Over | ReadAntenna | Cable | Preamp | Aux | A/Pos | T/Pos | Remark | Line | Limit | Level Factor | Loss Factor | Loss Factor | Factor | | | | | dB | dBuV | dB/m | dB | dB | cm | deg | | 1 | 30.97 | 20.82 | 40.00 | -19.18 | 29.01 | 24.07 | 0.73 | 32.99 | 0.00 | --- | --- | Peak | 2 | 159.98 | 30.89 | 43.50 | -13.41 | 44.78 | 16.22 | 1.91 | 32.82 | 0.00 | --- | --- | Peak | 3 | 239.52 | 31.49 | 46.00 | -14.51 | 44.13 | 17.78 | 2.36 | 32.78 | 0.00 | --- | --- | Peak | 4 | 320.83 | 25.79 | 46.00 | -20.21 | 36.16 | 19.77 | 2.72 | 32.86 | 0.00 | --- | --- | Peak | 5 | 615.88 | 33.85 | 46.00 | -12.15 | 38.07 | 25.03 | 3.79 | 33.04 | 0.00 | --- | --- | Peak | 6 | 716.76 | 33.67 | 46.00 | -12.33 | 37.12 | 25.43 | 4.10 | 32.98 | 0.00 | --- | --- | Peak | <table border="1"> <thead> <tr> <th>Limit</th> <th>Over</th> <th>ReadAntenna</th> <th>Cable</th> <th>Preamp</th> <th>Aux</th> <th>A/Pos</th> <th>T/Pos</th> <th>Remark</th> </tr> <tr> <th>Line</th> <th>Limit</th> <th>Level Factor</th> <th>Loss Factor</th> <th>Loss Factor</th> <th>Factor</th> <th></th> <th></th> <th></th> </tr> <tr> <th></th> <th>dB</th> <th>dBuV/m</th> <th>dB</th> <th>dB/m</th> <th>dB</th> <th>dB</th> <th>cm</th> <th>deg</th> </tr> </thead> <tbody> <tr> <td>1</td> <td>30.97</td> <td>20.78</td> <td>40.00</td> <td>-19.22</td> <td>28.97</td> <td>24.07</td> <td>0.73</td> <td>32.99</td> <td>0.00</td> <td>---</td> <td>---</td> <td>Peak</td> </tr> <tr> <td>2</td> <td>159.98</td> <td>19.86</td> <td>43.50</td> <td>-23.64</td> <td>34.20</td> <td>16.94</td> <td>1.58</td> <td>32.86</td> <td>0.00</td> <td>---</td> <td>---</td> <td>Peak</td> </tr> <tr> <td>3</td> <td>159.98</td> <td>20.71</td> <td>43.50</td> <td>-22.79</td> <td>35.40</td> <td>16.22</td> <td>1.91</td> <td>32.82</td> <td>0.00</td> <td>---</td> <td>---</td> <td>Peak</td> </tr> <tr> <td>4</td> <td>269.59</td> <td>23.08</td> <td>46.00</td> <td>-22.92</td> <td>34.59</td> <td>18.77</td> <td>2.51</td> <td>32.79</td> <td>0.00</td> <td>---</td> <td>---</td> <td>Peak</td> </tr> <tr> <td>5</td> <td>559.62</td> <td>31.43</td> <td>46.00</td> <td>-14.57</td> <td>35.84</td> <td>25.08</td> <td>3.61</td> <td>33.10</td> <td>0.00</td> <td>---</td> <td>---</td> <td>Peak</td> </tr> <tr> <td>6</td> <td>716.76</td> <td>33.40</td> <td>46.00</td> <td>-12.60</td> <td>36.85</td> <td>25.43</td> <td>4.10</td> <td>32.98</td> <td>0.00</td> <td>---</td> <td>---</td> <td>Peak</td> </tr> </tbody> </table> | Limit | Over | ReadAntenna | Cable | Preamp | Aux | A/Pos | T/Pos | Remark | Line | Limit | Level Factor | Loss Factor | Loss Factor | Factor | | | | | dB | dBuV/m | dB | dB/m | dB | dB | cm | deg | 1 | 30.97 | 20.78 | 40.00 | -19.22 | 28.97 | 24.07 | 0.73 | 32.99 | 0.00 | --- | --- | Peak | 2 | 159.98 | 19.86 | 43.50 | -23.64 | 34.20 | 16.94 | 1.58 | 32.86 | 0.00 | --- | --- | Peak | 3 | 159.98 | 20.71 | 43.50 | -22.79 | 35.40 | 16.22 | 1.91 | 32.82 | 0.00 | --- | --- | Peak | 4 | 269.59 | 23.08 | 46.00 | -22.92 | 34.59 | 18.77 | 2.51 | 32.79 | 0.00 | --- | --- | Peak | 5 | 559.62 | 31.43 | 46.00 | -14.57 | 35.84 | 25.08 | 3.61 | 33.10 | 0.00 | --- | --- | Peak | 6 | 716.76 | 33.40 | 46.00 | -12.60 | 36.85 | 25.43 | 4.10 | 32.98 | 0.00 | --- | --- |
| Limit | Over | ReadAntenna | Cable | Preamp | Aux | A/Pos | T/Pos | Remark | | | | | | | | | | | | | | | | | | | | | | | | | | | | | | | | | | | | | | | | | | | | | | | | | | | | | | | | | | | | | | | | | | | | | | | | | | | | | | | | | | | | | | | | | | | | | | | | | | | | | | | | | | | | | | | | | | | | | | | | | | | | | | | | | | | | | | | | | | | | | | | | | | | | | | | | | | | | | | | | | | | | | | | | | | | | | | | | | | | | | | | | | | | | | | | | | | | | | | | | | | | |
| Line | Limit | Level Factor | Loss Factor | Loss Factor | Factor | | | | | | | | | | | | | | | | | | | | | | | | | | | | | | | | | | | | | | | | | | | | | | | | | | | | | | | | | | | | | | | | | | | | | | | | | | | | | | | | | | | | | | | | | | | | | | | | | | | | | | | | | | | | | | | | | | | | | | | | | | | | | | | | | | | | | | | | | | | | | | | | | | | | | | | | | | | | | | | | | | | | | | | | | | | | | | | | | | | | | | | | | | | | | | | | | | | | | | | | | | | | | | |
| | dB | dBuV | dB/m | dB | dB | cm | deg | | | | | | | | | | | | | | | | | | | | | | | | | | | | | | | | | | | | | | | | | | | | | | | | | | | | | | | | | | | | | | | | | | | | | | | | | | | | | | | | | | | | | | | | | | | | | | | | | | | | | | | | | | | | | | | | | | | | | | | | | | | | | | | | | | | | | | | | | | | | | | | | | | | | | | | | | | | | | | | | | | | | | | | | | | | | | | | | | | | | | | | | | | | | | | | | | | | | | | | | | | | | |
| 1 | 30.97 | 20.82 | 40.00 | -19.18 | 29.01 | 24.07 | 0.73 | 32.99 | 0.00 | --- | --- | Peak | | | | | | | | | | | | | | | | | | | | | | | | | | | | | | | | | | | | | | | | | | | | | | | | | | | | | | | | | | | | | | | | | | | | | | | | | | | | | | | | | | | | | | | | | | | | | | | | | | | | | | | | | | | | | | | | | | | | | | | | | | | | | | | | | | | | | | | | | | | | | | | | | | | | | | | | | | | | | | | | | | | | | | | | | | | | | | | | | | | | | | | | | | | | | | | | | | | | | | | |
| 2 | 159.98 | 30.89 | 43.50 | -13.41 | 44.78 | 16.22 | 1.91 | 32.82 | 0.00 | --- | --- | Peak | | | | | | | | | | | | | | | | | | | | | | | | | | | | | | | | | | | | | | | | | | | | | | | | | | | | | | | | | | | | | | | | | | | | | | | | | | | | | | | | | | | | | | | | | | | | | | | | | | | | | | | | | | | | | | | | | | | | | | | | | | | | | | | | | | | | | | | | | | | | | | | | | | | | | | | | | | | | | | | | | | | | | | | | | | | | | | | | | | | | | | | | | | | | | | | | | | | | | | | |
| 3 | 239.52 | 31.49 | 46.00 | -14.51 | 44.13 | 17.78 | 2.36 | 32.78 | 0.00 | --- | --- | Peak | | | | | | | | | | | | | | | | | | | | | | | | | | | | | | | | | | | | | | | | | | | | | | | | | | | | | | | | | | | | | | | | | | | | | | | | | | | | | | | | | | | | | | | | | | | | | | | | | | | | | | | | | | | | | | | | | | | | | | | | | | | | | | | | | | | | | | | | | | | | | | | | | | | | | | | | | | | | | | | | | | | | | | | | | | | | | | | | | | | | | | | | | | | | | | | | | | | | | | | |
| 4 | 320.83 | 25.79 | 46.00 | -20.21 | 36.16 | 19.77 | 2.72 | 32.86 | 0.00 | --- | --- | Peak | | | | | | | | | | | | | | | | | | | | | | | | | | | | | | | | | | | | | | | | | | | | | | | | | | | | | | | | | | | | | | | | | | | | | | | | | | | | | | | | | | | | | | | | | | | | | | | | | | | | | | | | | | | | | | | | | | | | | | | | | | | | | | | | | | | | | | | | | | | | | | | | | | | | | | | | | | | | | | | | | | | | | | | | | | | | | | | | | | | | | | | | | | | | | | | | | | | | | | | |
| 5 | 615.88 | 33.85 | 46.00 | -12.15 | 38.07 | 25.03 | 3.79 | 33.04 | 0.00 | --- | --- | Peak | | | | | | | | | | | | | | | | | | | | | | | | | | | | | | | | | | | | | | | | | | | | | | | | | | | | | | | | | | | | | | | | | | | | | | | | | | | | | | | | | | | | | | | | | | | | | | | | | | | | | | | | | | | | | | | | | | | | | | | | | | | | | | | | | | | | | | | | | | | | | | | | | | | | | | | | | | | | | | | | | | | | | | | | | | | | | | | | | | | | | | | | | | | | | | | | | | | | | | | |
| 6 | 716.76 | 33.67 | 46.00 | -12.33 | 37.12 | 25.43 | 4.10 | 32.98 | 0.00 | --- | --- | Peak | | | | | | | | | | | | | | | | | | | | | | | | | | | | | | | | | | | | | | | | | | | | | | | | | | | | | | | | | | | | | | | | | | | | | | | | | | | | | | | | | | | | | | | | | | | | | | | | | | | | | | | | | | | | | | | | | | | | | | | | | | | | | | | | | | | | | | | | | | | | | | | | | | | | | | | | | | | | | | | | | | | | | | | | | | | | | | | | | | | | | | | | | | | | | | | | | | | | | | | |
| Limit | Over | ReadAntenna | Cable | Preamp | Aux | A/Pos | T/Pos | Remark | | | | | | | | | | | | | | | | | | | | | | | | | | | | | | | | | | | | | | | | | | | | | | | | | | | | | | | | | | | | | | | | | | | | | | | | | | | | | | | | | | | | | | | | | | | | | | | | | | | | | | | | | | | | | | | | | | | | | | | | | | | | | | | | | | | | | | | | | | | | | | | | | | | | | | | | | | | | | | | | | | | | | | | | | | | | | | | | | | | | | | | | | | | | | | | | | | | | | | | | | | | |
| Line | Limit | Level Factor | Loss Factor | Loss Factor | Factor | | | | | | | | | | | | | | | | | | | | | | | | | | | | | | | | | | | | | | | | | | | | | | | | | | | | | | | | | | | | | | | | | | | | | | | | | | | | | | | | | | | | | | | | | | | | | | | | | | | | | | | | | | | | | | | | | | | | | | | | | | | | | | | | | | | | | | | | | | | | | | | | | | | | | | | | | | | | | | | | | | | | | | | | | | | | | | | | | | | | | | | | | | | | | | | | | | | | | | | | | | | | | | |
| | dB | dBuV/m | dB | dB/m | dB | dB | cm | deg | | | | | | | | | | | | | | | | | | | | | | | | | | | | | | | | | | | | | | | | | | | | | | | | | | | | | | | | | | | | | | | | | | | | | | | | | | | | | | | | | | | | | | | | | | | | | | | | | | | | | | | | | | | | | | | | | | | | | | | | | | | | | | | | | | | | | | | | | | | | | | | | | | | | | | | | | | | | | | | | | | | | | | | | | | | | | | | | | | | | | | | | | | | | | | | | | | | | | | | | | | | |
| 1 | 30.97 | 20.78 | 40.00 | -19.22 | 28.97 | 24.07 | 0.73 | 32.99 | 0.00 | --- | --- | Peak | | | | | | | | | | | | | | | | | | | | | | | | | | | | | | | | | | | | | | | | | | | | | | | | | | | | | | | | | | | | | | | | | | | | | | | | | | | | | | | | | | | | | | | | | | | | | | | | | | | | | | | | | | | | | | | | | | | | | | | | | | | | | | | | | | | | | | | | | | | | | | | | | | | | | | | | | | | | | | | | | | | | | | | | | | | | | | | | | | | | | | | | | | | | | | | | | | | | | | | |
| 2 | 159.98 | 19.86 | 43.50 | -23.64 | 34.20 | 16.94 | 1.58 | 32.86 | 0.00 | --- | --- | Peak | | | | | | | | | | | | | | | | | | | | | | | | | | | | | | | | | | | | | | | | | | | | | | | | | | | | | | | | | | | | | | | | | | | | | | | | | | | | | | | | | | | | | | | | | | | | | | | | | | | | | | | | | | | | | | | | | | | | | | | | | | | | | | | | | | | | | | | | | | | | | | | | | | | | | | | | | | | | | | | | | | | | | | | | | | | | | | | | | | | | | | | | | | | | | | | | | | | | | | | |
| 3 | 159.98 | 20.71 | 43.50 | -22.79 | 35.40 | 16.22 | 1.91 | 32.82 | 0.00 | --- | --- | Peak | | | | | | | | | | | | | | | | | | | | | | | | | | | | | | | | | | | | | | | | | | | | | | | | | | | | | | | | | | | | | | | | | | | | | | | | | | | | | | | | | | | | | | | | | | | | | | | | | | | | | | | | | | | | | | | | | | | | | | | | | | | | | | | | | | | | | | | | | | | | | | | | | | | | | | | | | | | | | | | | | | | | | | | | | | | | | | | | | | | | | | | | | | | | | | | | | | | | | | | |
| 4 | 269.59 | 23.08 | 46.00 | -22.92 | 34.59 | 18.77 | 2.51 | 32.79 | 0.00 | --- | --- | Peak | | | | | | | | | | | | | | | | | | | | | | | | | | | | | | | | | | | | | | | | | | | | | | | | | | | | | | | | | | | | | | | | | | | | | | | | | | | | | | | | | | | | | | | | | | | | | | | | | | | | | | | | | | | | | | | | | | | | | | | | | | | | | | | | | | | | | | | | | | | | | | | | | | | | | | | | | | | | | | | | | | | | | | | | | | | | | | | | | | | | | | | | | | | | | | | | | | | | | | | |
| 5 | 559.62 | 31.43 | 46.00 | -14.57 | 35.84 | 25.08 | 3.61 | 33.10 | 0.00 | --- | --- | Peak | | | | | | | | | | | | | | | | | | | | | | | | | | | | | | | | | | | | | | | | | | | | | | | | | | | | | | | | | | | | | | | | | | | | | | | | | | | | | | | | | | | | | | | | | | | | | | | | | | | | | | | | | | | | | | | | | | | | | | | | | | | | | | | | | | | | | | | | | | | | | | | | | | | | | | | | | | | | | | | | | | | | | | | | | | | | | | | | | | | | | | | | | | | | | | | | | | | | | | | |
| 6 | 716.76 | 33.40 | 46.00 | -12.60 | 36.85 | 25.43 | 4.10 | 32.98 | 0.00 | --- | --- | Peak | | | | | | | | | | | | | | | | | | | | | | | | | | | | | | | | | | | | | | | | | | | | | | | | | | | | | | | | | | | | | | | | | | | | | | | | | | | | | | | | | | | | | | | | | | | | | | | | | | | | | | | | | | | | | | | | | | | | | | | | | | | | | | | | | | | | | | | | | | | | | | | | | | | | | | | | | | | | | | | | | | | | | | | | | | | | | | | | | | | | | | | | | | | | | | | | | | | | | | | |



Appendix D. Duty Cycle Plots

| Band | Duty Cycle(%) | T(ms) | 1/T(kHz) | VBW Setting |
|--------------------|---------------|-------|----------|-------------|
| Bluetooth LE 1Mbps | 83.654 | 2.088 | 0.479 | 0.51KHz |
| Bluetooth LE 2Mbps | 56.343 | 1.057 | 0.946 | 1KHz |

Bluetooth LE 1Mbps



Bluetooth LE 2Mbps

