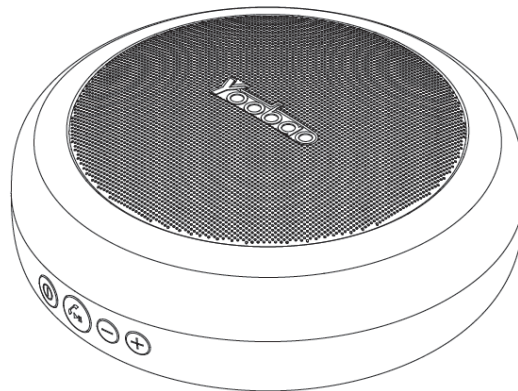


Model: **YBL2**
Hi-Fi Bluetooth Speaker

EN User manual



Thank you for choosing YOUBAO YBL2 Hi-Fi Bluetooth Speaker. Please read this user manual carefully before using the speaker and safekeeping it.

YOUBAO YBL2 Hi-Fi Bluetooth Speaker has audio input function, TF card slot and supports MP3 playing. You can enjoy high quality music and take it as a hands-free device. It's definitely your great helper on work and in daily life.

Shenzhen YOUBAO Technology Co., Ltd
Address: 3/F, Bldg. A5, Huatongyuan Logistic Center, Minzhi Road,
Longhua District, Shenzhen City, 518131 China
Website: WWW.YOUBAO.COM

Product Introduction

- ① **Power Switch**
Switch to turn on or turn off the device.
- ② **Play or Pause/Answer or End Call/ Call back/Pair Bluetooth**
Press this button to pause or continue when playing music
When there is a phone call, press to answer the call; press this button again to end the call.
Long-press the button to enter Bluetooth pairing mode.
- ③ **Volume -**
Press this button to turn down the volume. Long-press this button to continually turn down the volume.
- ④ **Volume +**
Press this button to turn up the volume. Long-press this button to continually turn up the volume. When the speaker reaches the maximum volume under Bluetooth paired mode, there will be a notification sound "Di".
- ⑤ **Micro USB charging port**
Charging by connecting the speaker to adapter (output voltage 3.7V) with the USB cable; or charging from computer's USB. Under turn-on status, the device will make a notification sound "Bi-Bi" if the power is about to run out, and the LED light will blink twice. After 5 times reminder, the device will turn off automatically.
- ⑥ **TF card slot**
Turn on the device, insert the TF card to switch to TF card playing mode.
The device supports MP3 format.
- ⑦ **AUX cable input port**
Turn on the device, and insert the AUX cable to switch to LINE IN playing mode.
You can play the music of the computer or MP3 via Bluetooth.
- ⑧ **LED indicator**
Charging mode: when being charged, the red indicator is on; when fully charged, the indicator is off.
Bluetooth mode: turn on and enter Bluetooth mode. The blue light blinks when pairing. The blue light is on after Bluetooth paired.
TF card playing mode: the red and blue LED indicator are both on.
LINE IN cable input mode: the red and blue LED indicator blink at the same time.

Pairing the Bluetooth speaker

The Bluetooth Speaker will search for Bluetooth devices automatically when powered on at the first time and is ready for pairing. Please enable the Bluetooth on your device, search for YBL2, and click to pair with it (some Bluetooth devices may require PIN (0000) while connecting.) When the speaker restarts, it will automatically connect with the devices without re-pairing with them as it keeps the pairing records. If no proper devices searched, it will turn into Waiting mode and ready to pair with other proper devices.

When the Bluetooth is not paired, the MP3 is not playing, and LINE IN is not working, the speaker will automatically turn off to save power.

Playing music

Turn on the device, insert the AUX cable to switch to LINE IN playing mode. The supportable devices (such as computer and MP3 etc.) connected to Bluetooth Speaker will transfer music to the speaker and be controlled by it.

You can also insert a TF card with MP3 format files to the speaker, and control music playing by Bluetooth Speaker.

FCC statement

Changes or modifications not expressly approved by the party responsible for compliance could void the user's authority to operate the equipment.

This equipment has been tested and found to comply with the limits for a Class B digital device, pursuant to part 15 of the FCC Rules. These limits are designed to provide reasonable protection against harmful interference in a residential installation. This equipment generates, uses and can radiate radio frequency energy and, if not installed and used in accordance with the instructions, may cause harmful interference to radio communications. However, there is no guarantee that interference will not occur in a particular installation. If this equipment does cause harmful interference to

radio or television reception, which can be determined by turning the equipment off and on, the user is encouraged to try to correct the interference by one or more of the following measures: —Reorient or relocate the receiving antenna. —Increase the separation between the equipment and receiver. —Connect the equipment into an outlet on a circuit different from that to which the receiver is connected. —Consult the dealer or an experienced radio/TV technician for help.

This device complies with part 15 of the FCC Rules. Operation is subject to the following two conditions: (1) This device may not cause harmful interference, and (2) this device must accept any interference received, including interference that may cause undesired operation.

Package Content

1	YBL2 Bluetooth Speaker	x1	2	Micro USB cable	x1
3	Adapter	x1	4	AUX cable	x1
5	Manual	x1			

Different countries may have different requirements for accessories, Please take actual product as the standard. Final interpretation is owned by YOUBAO company.

Safety Information

Notice: please read the below information carefully before you use the speaker.

1. Before you use the speaker, please pay attention to the related regulations or limitations in your country or region.
2. The supportable transfer distance for Bluetooth and the speaker is within 10 meters, please use the speaker near the Bluetooth devices within 10 meters.
3. Please do not use the speaker in dusty, moist, dirty place or the place close to the magnetic field in case of the circuit fault inside the speaker.
4. Please do not use the speaker at extremely high or low temperature.
5. Please do not drop, bend or cast the speaker. Violent usage may cause damage to the speaker.
6. If you do not use the speaker for a long time, please store it in dry and dust-free place at moderate temperature.
7. Radio signal may interfere the usage of electronic devices in the vehicles. If you need to use the speaker in the vehicles, please consult the vehicle manufacturer for detailed information to make sure that the speaker won't impact on the usage of other electronic equipments.
8. Before you board on the plane, please turn off the speaker in case of the interference for the electronic devices in the plane. Please do not use the speaker during the flight.
9. Please do not use the speaker in any places storing the flammable and explosive materials.
10. Children are not allowed to use the speaker in case of any accidents.
11. The built-in battery cannot be disassembled; Please do not replace the battery by yourself as it may damage the battery or speaker. If the battery hasn't been used for a long time, please charge it before using the speaker.

Technical Specification

Version	Bluetooth 4.0
Effective distance	About 10 meters
Frequency range	2.402GHz-2.480GHz
Support protocol	A2DP、GAVDP、AVDTP、AVCTP、AVRCP、HFP
Output power	2x5W
Speaker Impedance	4Ohm
Frequency response	60Hz-20kHz
Weight	555g
Dimension	150x150x60 MM
Battery capacity	19.2 Wh
Music time	About 10 hours
Charging standard	Micro USB, DC 5V \pm 2A
Charging time	About 4 hours

Warranty card

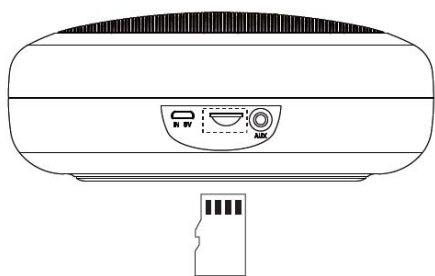
Warranty condition: When applying for the warranty service, please show this warranty card and fill in the blank. We provide six months warranty for YOUBAO users from the date when the product is purchased. Warranty scope: quality problems appeared on normally use or damages caused not by external force. We are not responsible for the inconvenience or loss caused by not being able to use the product during the repairing time. In principle, we do not charge if products are under warranty period, but human damage will be charge accordingly. Products beyond warranty period will be repaired at customers' expense.


The following circumstances are not under warranty conditions: Artificial damages: improper use; product appearance worn abnormally; dropping; circuitry burned; squeeze; foreign matter enter into product; got damp; the seal label on the product has been changed or damaged; other obvious artificial damages. Other problems caused by customers such as dismounting the device, improper use and operation or products get wet. Damages caused by force majeure such as earthquake, flood, fire, hurricane and war.

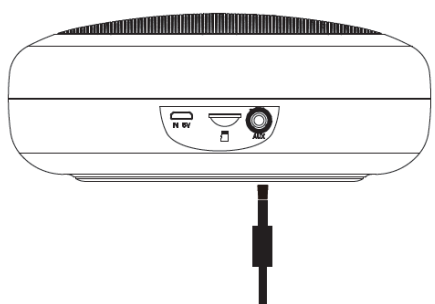
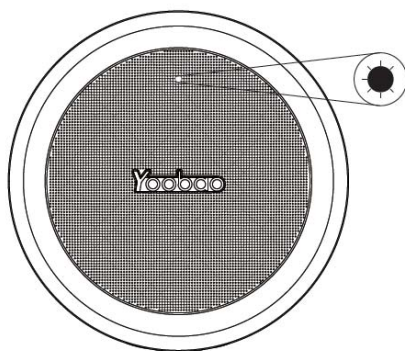
Name _____	Tel _____
Item _____	address _____
Date _____	No. _____



5. 



6. 



7. 

