



## **WLT8258 Antenna specification sheet**

Antenna model: CBT-RBT11

Antenna type: PCB Antenna

Antenna size: 9.8\*4.5mm

Antenna manufacturer company name: Shenzhen Tianditong Electronics Co. Ltd.

Address of antenna manufacturer : Shenzhen,Baoan District,West Village,iron Gang village,  
thePeach Garden science and Technology Innovation Park, second sub Park, A building.2-3 floor.

Latest version V1.1

Weilintong (Shanghai) Communication Technology Co., Ltd

COPYRIGHT © 2011-2023

# 1.overview

This antenna specification document describes the RF performance of the WT8258 module onboard antenna, ensuring that when connected to a 50 ohm source, the VSWR ratio of the antenna efficiency and gain values in different frequency bands at the 2.4GHz ISM frequency band is less than 3, and the gain maps of the antenna in different directions are shown.

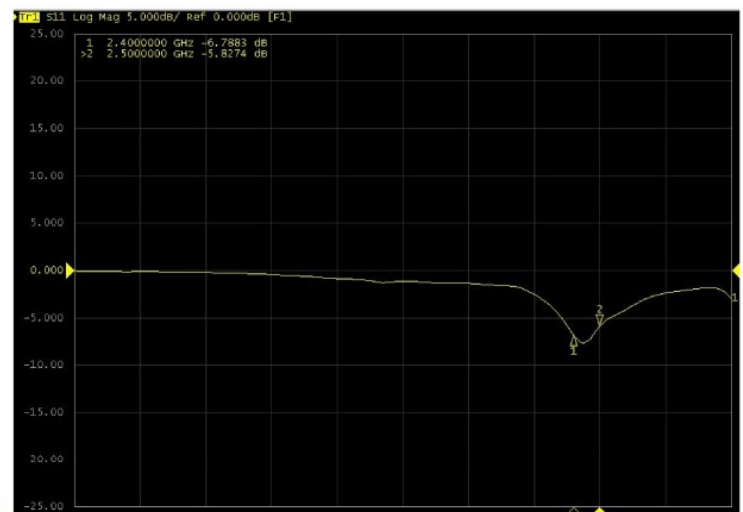


Figure 1-1: WLT8258 module

## 2. Return loss、 VSWR



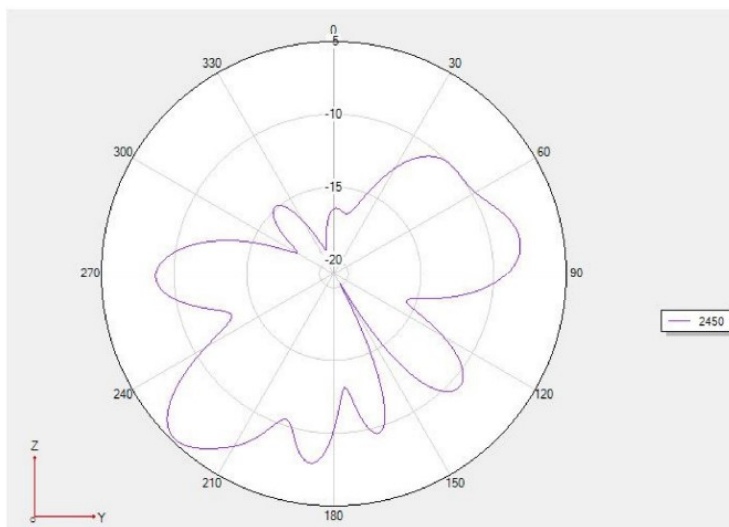
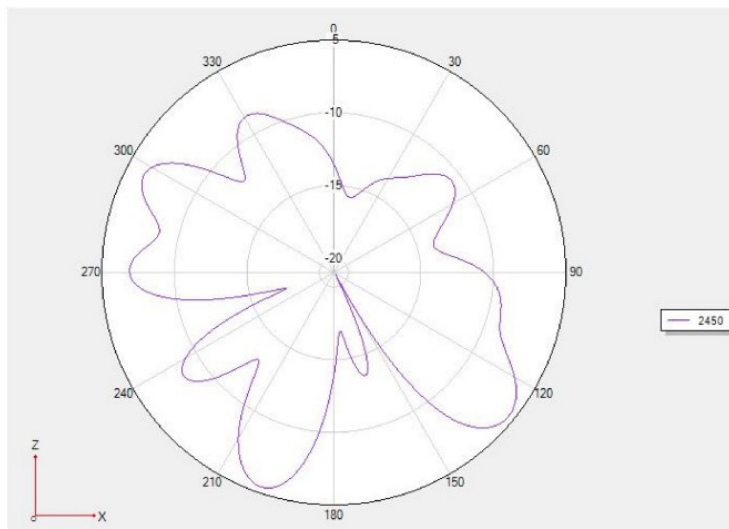
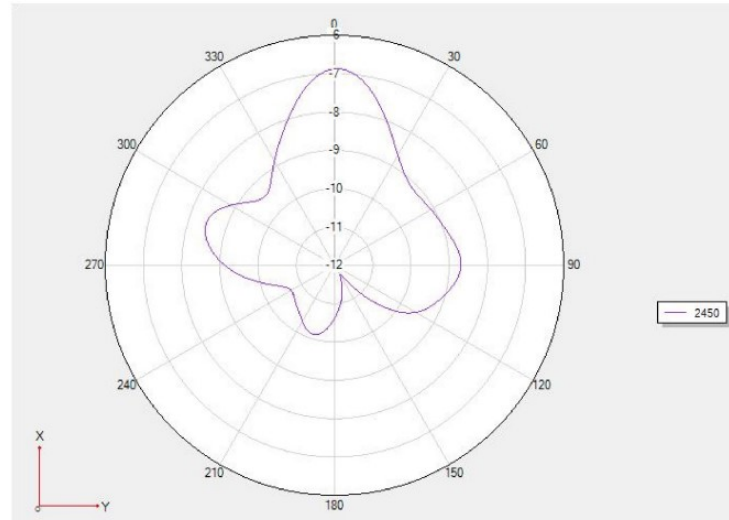
Return loss



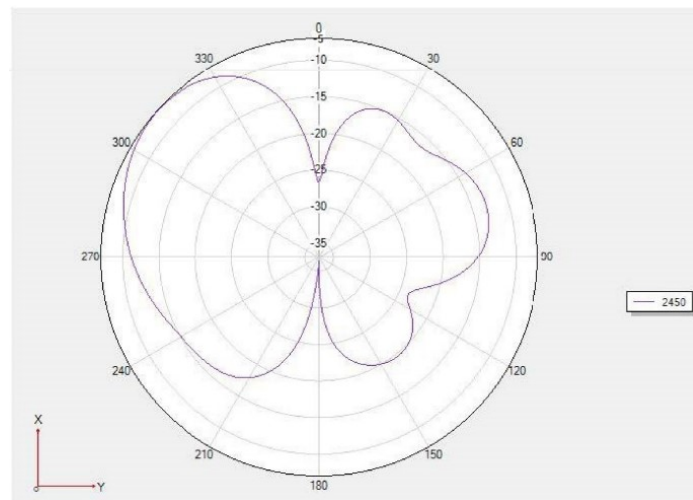
VSWR

### 3. Direction and gain diagram

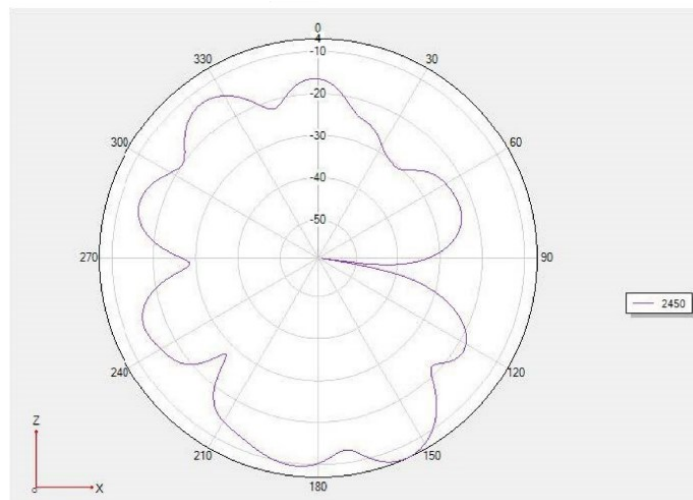
Etheta



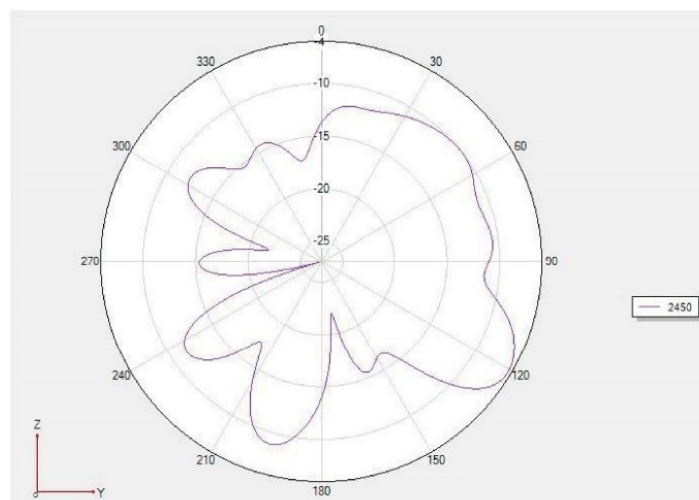
# Ephi



Gain:- 5.1dBi



Gain:- 4.4dBi



Gain:- 4.8dBi

## 4. Gain table

Frequency / MHz	Efficiency / dB	Efficiency / %	Gain/ dBi
2400	-8.49	14.16	-2.92
2405	-8.41	14.42	-2.99
2410	-8.35	14.62	-3.12
2415	-8.28	14.86	-2.67
2420	-8.32	14.72	-3.11
2425	-8.25	14.96	-2.75
2430	-8.1	15.49	-2.67
2435	-8.23	15.03	-3.14
2440	-8.18	15.21	-2.19
2445	-8.01	15.81	-2.44
2450	-8.11	15.45	-2.45
2455	-8.06	15.63	-2.07
2460	-8.12	15.42	-2.78
2465	-8.22	15.07	-2.25
2470	-8	15.85	-2.36
2475	-8.25	14.96	-2.84
2480	-8.39	14.49	-2.25
2485	-8.24	15	-2.53
2490	-8.44	14.32	-2.93
2495	-8.48	14.19	-2.97
2500	-8.56	13.93	-3.2