

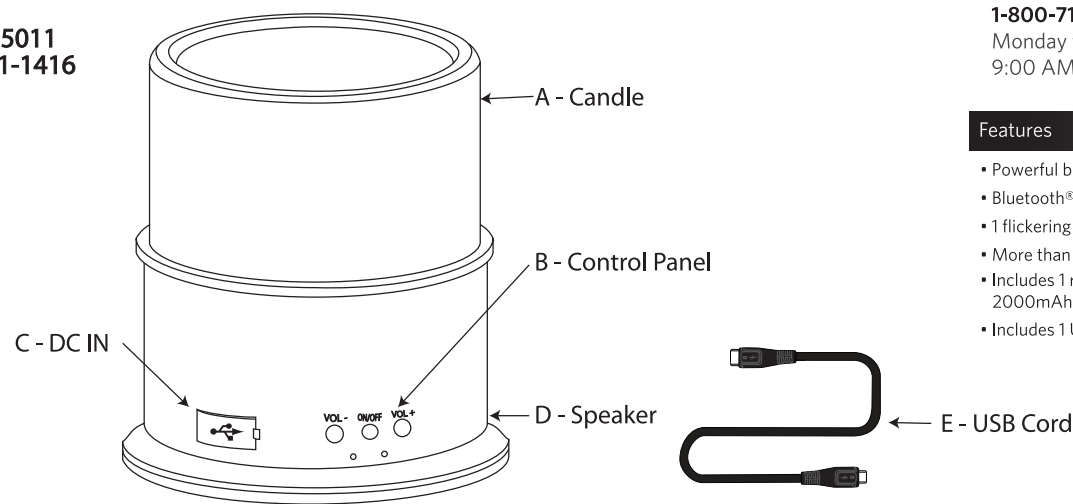
297mm

210mm

THRESHOLD™  
CANDLE LANTERN  
SPEAKER  
style # CLS-15011  
dpci # 009-11-1416

## Instruction Manual

Please read this guide completely before using this product.  
Save this guide for future reference.



## CARE AND USE INSTRUCTIONS

For assistance with assembly or installation, parts and customer service, please call  
**1-800-711-1585**  
Monday thru Friday  
9:00 AM to 5:00 PM (PST)

### Features

- Powerful built-in 2W speaker
- Bluetooth® connectivity
- 1 flickering LED light
- More than 5 hours of run time on a full charge
- Includes 1 rechargeable ICR18650H 3.7V 2000mAh Lithium Ion battery
- Includes 1 USB cord

### Choosing the Right Location

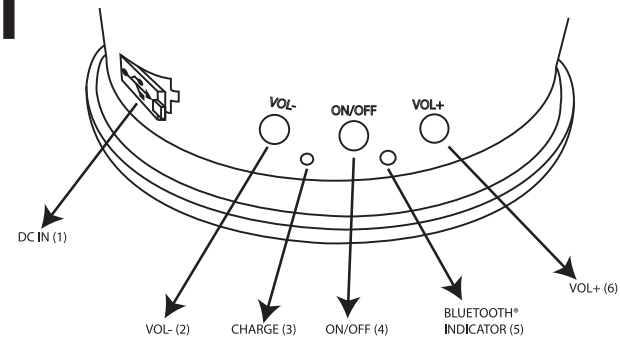
Your Candle Lantern Speaker can be used indoors and outdoors, but avoid prolonged exposure to adverse conditions. Water, ice and other extreme weather events can adversely effect the speaker and can result in permanent malfunctions.

### How the Candle Lantern Speaker Works

The Candle Lantern Speaker functions using Bluetooth® technology to wirelessly connect to a compatible device such as mobile phones, MP3 players, PCs, notebooks or tablet PCs, and other enabled devices. If your output device you intend to connect to the Candle Lantern Speaker with is not Bluetooth® compatible, there are options such as a Bluetooth® adapter. Please refer to the device's operation manual for options and availabilities. Since audio is transferred by Bluetooth® technology, performance and sound quality will be dependent on distance from the speaker.

## Usage

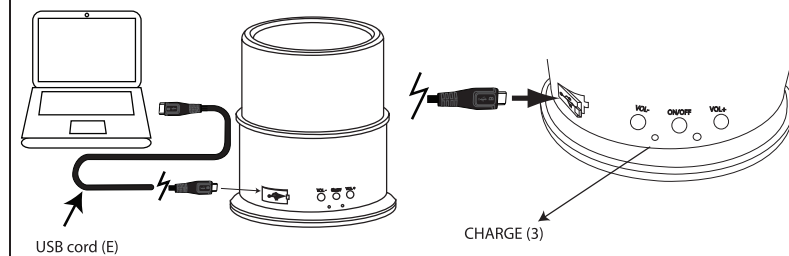
### 1 Knowing the control panel



**NOTE:** The ON/OFF button (4) controls both the Bluetooth® connection and the flickering candle light.

### 2 Connecting via USB cord

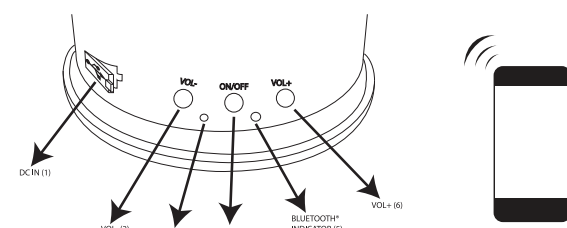
- Plug the USB cord (E) into the DC IN (1) using the mini-USB connector.
- Plug the other end of the USB cord (E) into your USB compatible device or charging adaptor (not included.)



**NOTE:** CHARGE (3) will change colors based off power levels.  
**RED:** Candle Speaker is charging.  
**GREEN:** Candle Speaker is charged.  
**NO LIGHT:** Candle Speaker is not charging.

### 3 Connecting the Candle Lantern Speaker via Bluetooth®

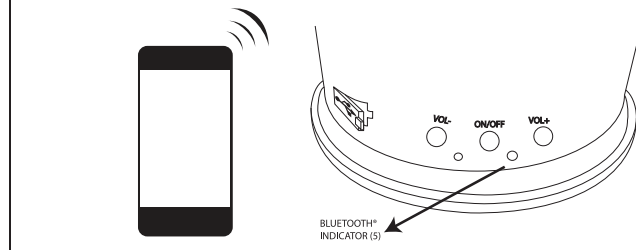
- Press the ON/OFF switch (4) until the Bluetooth® Indicator light (5) quickly flashes and a brief audio tone is heard.
- Activate the Bluetooth® output on your device. Allow your output device to search for the speaker (will display as "CLS-15011".)



- When the speaker is paired and connected, the Bluetooth® Indicator Light (5) will stay on.

### 4 Connecting the Candle Lantern Speaker via Bluetooth® (cont.)

- The Bluetooth® indicator light (5) will stay on after successfully establishing a connection. You can now enjoy your music or audio software via the Candle Lantern Speaker.



**NOTE:** When the Bluetooth® is still paired and connected to a device, that device must first close the connection before another device can be paired with the speaker. To reset the Bluetooth device, press the ON/OFF button (4) to turn off the speaker, then again to turn it on. The reset will be complete.

© Copyright 2015 Alpan Lighting Products, Inc. Camarillo, California 93012 U.S.A. Toll Free: 1-800-711-1585 www.alpan.com  
Made in China

正面

210mm

### Care & Cleaning

- Clean the Candle Lantern Speaker with a dry cloth. Do not use any chemicals or abrasives.
- Keep the Candle Lantern Speaker free of snow and debris as these may effect performance.

### Speaker Warnings

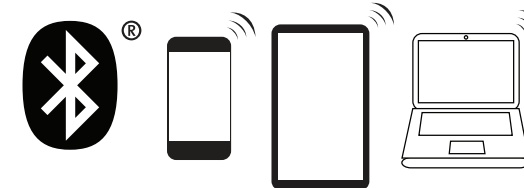
- Read instruction manual carefully and store for future reference. Comply with all warnings and notes provided.
- Only use the Candle Lantern Speaker as directed.
- Adverse conditions such as cold, extreme cold, extreme heat, humidity and dampness may effect speaker performance.
- Do not open, short circuit or disassemble speaker as injury may occur.
- Electronics must be recycled or disposed of properly.
- Always connect using the correct power supply.
- Ensure foreign objects such as pins, coins etc. do not enter the Candle Speaker.
- In order to prevent injury, ensure all maintenance is performed by a qualified professional.
- Do not listen to music or audio at high volumes. This may result in permanent hearing damage.
- Keep packaging and parts out of the reach of children. Films and other packaging materials pose the risk of suffocation.
- Do not place the unit near equipment that generates strong magnetic fields.
- **WARNING:** The battery (battery or batteries or battery pack) shall not be exposed to excessive heat such as sunshine, fire or other high temperatures.
- **CAUTION:** Danger of explosion if battery is incorrectly replaced. Replace only with the same or equivalent type.

### Maintenance

- Do not open the speaker.
- **NOTE:** There is no power indicator on this unit. If you experience problems, attempt to charge the battery first.
- Do not attempt to repair the Candle Lantern Speaker. For customer service or maintenance issues, please contact the manufacturer at **1-800-711-1585**

### Bluetooth® devices

**NOTE:** Not all Bluetooth® enabled devices function the same way. Please refer to the device's instruction manual regarding the use of this functionality. Bluetooth® is a registered trademark owned by BLUETOOTH SIG, INC.



**WARNING:** Changes or modifications to this unit not expressly approved by the party responsible for compliance could void the user's authority to operate the equipment.

**NOTE:** This equipment has been tested and found to comply with the limits for a Class B digital device, pursuant to Part 15 of the FCC Rules. These limits are designed to provide reasonable protection against harmful interference in a residential installation. This equipment generates, uses and can radiate radio frequency energy and, if not installed and used in accordance with the instructions, may cause harmful interference to radio communications.

However, there is no guarantee that interference will not occur in a particular installation. If this equipment does cause harmful interference to radio or television reception, which can be determined by turning the equipment off and on, the user is encouraged to try to correct the interference by one or more of the following measures:

- Reorient or relocate the receiving antenna.
- Increase the separation between the equipment and receiver.
- Connect the equipment into an outlet on a circuit different from that to which the receiver is connected.
- Consult the dealer or an experienced radio/TV technician for help.

**CAUTION:** Never leave children unattended with the Candle Lantern Speaker.

**IMPORTANT:** Dispose of electronics in accordance with local, state and federal regulations.

### Troubleshooting

Problem	Solution
Bluetooth® enabled device will not connect to the Candle Lantern Speaker.	<ul style="list-style-type: none"><li>□ The Bluetooth® enabled device is not properly functioning. Consult the device's instruction manual.</li><li>□ The device is too far away. The maximum distance between the Candle Lantern Speaker and output device should not exceed approximately 10 meters.</li><li>□ Path between output device and speaker might be blocked. Sound interferences can be caused by obstacles such as walls and other objects.</li><li>□ The Bluetooth® device and Candle Lantern Speaker were not properly connected. Please refer to Usage portion of this manual and re-try the steps.</li></ul>
Output device is connected but no sound is being produced.	<ul style="list-style-type: none"><li>□ There is no power. Check the power supply and the D/C port connection. Charge the battery.</li><li>□ The volume is too low. Adjust using the volume + &amp; - buttons on the control panel or on the output device.</li><li>□ The output device is not functioning properly. Refer to the device's instruction manual.</li></ul>

### One Year Limited Manufacturer's Warranty

Alpan Lighting Products, Inc. warrants this product to be free for one (1) year against any defects that are due to faulty materials or workmanship. Alpan Lighting Products, Inc. shall promptly correct such defects by repair or replacement, at its option. This warranty covers only product defects and shall expire one year after the date of purchase by the original purchaser. Proof of Purchase (Sales Receipt) is required.

This warranty does not apply to (1) bulbs and batteries or (2) defects caused by and resulting from misuse, neglect, accident or improper operation, maintenance, storage, transportation handling of the product. The warranty does not cover any transportation costs for return of the product or for reshipment of any repaired or replaced product, or cost associated with installation, removal or reinstallation of the product. This warranty extends to the original purchaser only and is not transferable or assignable to subsequent purchasers. This warranty does not cover surface scratches or weathering as this is considered normal wear.

Alpan Lighting Products, Inc. shall have no responsibility for damage to persons or property or other loss or injury resulting from a defect in the product or from improper use or installation. UNDER NO CIRCUMSTANCES SHALL ALPAN BE LIABLE SPECIAL OR CONSEQUENTIAL DAMAGES. ANY WARRANTIES IMPLIED BY LAW, INCLUDING THOSE OF MERCHANTABILITY AND FITNESS FOR A PARTICULAR PURPOSE, ARE LIMITED IN DURATION TO ONE YEAR AFTER THE DATE OF THE ORIGINAL PURCHASE. In no event shall Alpan Lighting Product, Inc.'s liability under this warranty exceed the cost of repair or replacing such defective product, and Alpan's maximum liability under any warranty is in lieu of all other warranties expressed or implied.

Some states do not allow the exclusion or limitation of special or consequential damages or allow limitations on how long an implied warranty lasts, so the above limitation may not apply to you. This warranty gives you specific legal rights, and you may have rights that vary from state to state. If you feel you have a claim under this warranty, contact consumer service for advice on handling the claim. Written notice of any defects must be given to Alpan Lighting Products, Inc. upon discovery.

For product or warranty inquiries, please contact **1-800-711-1585**  
Made in China

背面

蜡烛音响说明书

尺寸：210\*297mm (A4)

材质：铜版纸128G

用量：一个产品一份