

# TEST REPORT

**Product Name** : New Speaker Large  
**Model Number** : 33159, 33160, 33161  
**FCC ID** : 2AC37HPSPEAKER

**Prepared for** : Power beauty (Dong Guan) Industrial Co., Ltd.  
**Address** : No.1, Eastern Industry Park, Shujiu Village, Changping  
Town, Dong guan City, China

**Prepared by** : EMTEK (DONGGUAN) CO., LTD.  
**Address** : -1&2/F., Building 2, Zone A, Zhongda Marine Biotechnology  
Research and Development Base, No.9, Xincheng Avenue,  
Songshanhu High-technology Industrial Development Zone,  
Dongguan, Guangdong, China

TEL: +86-0769-22807078  
FAX: +86-0769-22807079

**Report Number** : EDG2410210052E00502R  
**Date(s) of Tests** : Oct 21, 2024 to Nov 05, 2024  
**Date of issue** : Nov 05, 2024

## Table of Contents

1. TEST RESULT CERTIFICATION .....	3
2. EUT SPECIFICATION .....	5
3. TEST REQUIREMENT .....	6
4. MEASUREMENT RESULT .....	7



## 1. TEST RESULT CERTIFICATION

Applicant : Power beauty (Dong Guan) Industrial Co., Ltd.  
Address : N o.1, Eastern Industry Park, Shujiu Village, Changping Town, Dong guan City, China  
Manufacturer : Power beauty (Dong Guan) Industrial Co., Ltd.  
Address : N o.1, Eastern Industry Park, Shujiu Village, Changping Town, Dong guan City, China  
EUT : New Speaker Large  
Model Name : 33159, 33160, 33161  
Trademark : N/A


Measurement Procedure Used:


APPLICABLE STANDARDS	
STANDARD	TEST RESULT
§ 15.247(i), § 2.1093	PASS


The above equipment was tested by EMTEK(DONGGUAN) CO., LTD. The test data, data evaluation, test procedures, and equipment configurations shown in this report were made in accordance with the procedures given in ANSI C63.10 (2013) and the energy emitted by the sample EUT tested as described in this report is in compliance with the requirements of FCC Rules FCC § 15.247(i), § 2.1093.

The test results of this report relate only to the tested sample identified in this report

Date of Test : Oct 21, 2024 to Nov 05, 2024

Prepared by :   
Jessica Zhang /Editor

Reviewer :   
Warren Deng /Supervisor

Approve & Authorized Signer :   
Sam Lv / Manager

## Modified History

Version	Report No.	Revision Date	Summary
	EDG2410210052E00502R	/	Original Report



## 2. EUT Specification

Characteristics	Description
<b>Product:</b>	New Speaker Large
<b>Model Number:</b>	33159, 33160, 33161 All models are the same, except the model name and color. Here, 33159 is selected to test all the test items.
<b>Sample:</b>	1#
<b>Data Rate:</b>	1Mbps for GFSK modulation 2Mbps for $\pi/4$ -DQPSK modulation 3Mbps for 8DPSK modulation
<b>Modulation:</b>	GFSK, $\pi/4$ -DQPSK, 8DPSK
<b>Operating Frequency Range(s) :</b>	2402-2480MHz
<b>Number of Channels:</b>	79 channels
<b>Transmit Power Max:</b>	4.03dBm(0.002529W)
<b>Antenna Gain:</b>	-0.58 dBi
<b>Rating:</b>	DC 5V from USB DC 3.7V from battery
<b>Evaluation applied:</b>	<input type="checkbox"/> MPE Evaluation <input checked="" type="checkbox"/> SAR Evaluation

### 3. Test Requirement

#### SAR Evaluation

According to 447498 D01 V06, systems operating under the provisions of this section shall be operated in a manner that ensures that the public is not exposed to radio frequency energy level in excess of the Commission's guidelines.

The 1-g and 10-g SAR test exclusion thresholds for 100 MHz to 6 GHz at *test separation distances*  $\leq 50$  mm are determined by:

$[(\text{max. power of channel, including tune-up tolerance, mW})/(\text{min. test separation distance, mm})] \cdot$

$[\sqrt{f_{\text{(GHz)}}}] \leq 3.0$  for 1-g SAR and  $\leq 7.5$  for 10-g extremity SAR,<sup>24</sup> where

- $f_{\text{(GHz)}}$  is the RF channel transmit frequency in GHz
- Power and distance are rounded to the nearest mW and mm before calculation<sup>25</sup>
- The result is rounded to one decimal place for comparison
- 3.0 and 7.5 are referred to as the numeric thresholds in the step 2 below

The test exclusions are applicable only when the minimum *test separation distance* is  $\leq 50$  mm and for transmission frequencies between 100 MHz and 6 GHz. When the minimum *test separation distance* is  $< 5$  mm, a distance of 5 mm according to 5) in section 4.1 is applied to determine SAR test exclusion.

Routine SAR evaluation refers to that specifically required by § 2.1093, using measurements or computer simulation. When routine SAR evaluation is not required, portable transmitters with output power greater than the applicable low threshold require SAR evaluation to qualify for TCB approval. One antenna is available for the EUT. The minimum separation distance is 5mm.

## 4. Measurement Result

Antenna gain: -0.58 dBi

Transmit Frequency (MHz)	Mode	Measured Power (dBm)	Tune upPower (dBm)	Max tune up power (dBm)	Calculation Result	1-g SAR
2402	GFSK	2.90	3±1	4	0.7815	3
2441	GFSK	2.94	3±1	4	0.7855	3
2480	GFSK	2.57	2±1	3	0.6272	3
2402	Π/4-DQPSK	3.59	3±1	4	0.7786	3
2441	Π/4-DQPSK	3.63	4±1	5	0.9881	3
2480	Π/4-DQPSK	3.34	3±1	4	0.7911	3
2402	8DPSK	4.03	4±1	5	0.9802	3
2441	8DPSK	3.94	4±1	5	0.9881	3
2480	8DPSK	3.75	4±1	5	0.9960	3

According to KDB 447498 D01 V06, no stand-alone required for BT antenna, and no simultaneous SAR measurement is required.

\*\*\* End of Report \*\*\*