





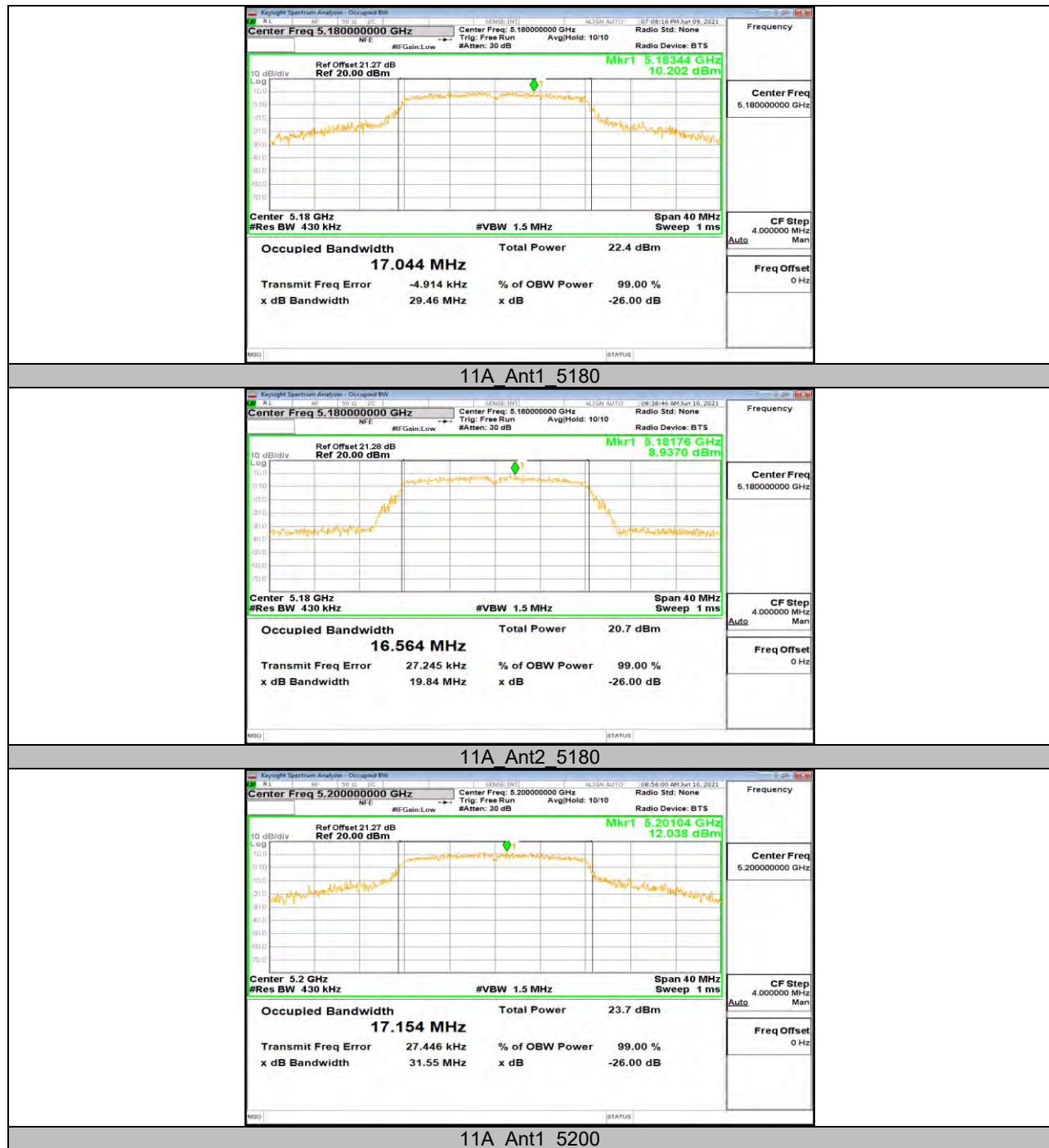
**12.2. Appendix A2: Occupied channel bandwidth****12.2.1. Test Result**

Test Mode	Antenna	Channel	OCB [MHz]	FL[MHz]	FH[MHz]	Verdict
11A20	Ant0	5180	17.044	5171.473	5188.517	PASS
	Ant1	5180	16.564	5171.745	5188.309	PASS
	Ant0	5200	17.154	5191.450	5208.604	PASS
	Ant1	5200	16.526	5191.683	5208.209	PASS
	Ant0	5240	16.659	5231.645	5248.304	PASS
	Ant1	5240	16.739	5231.648	5248.387	PASS
	Ant0	5260	16.994	5251.582	5268.576	PASS
	Ant1	5260	16.680	5251.554	5268.234	PASS
	Ant0	5280	16.704	5271.657	5288.361	PASS
	Ant1	5280	16.685	5271.699	5288.384	PASS
	Ant0	5320	18.076	5311.020	5329.096	PASS
	Ant1	5320	16.583	5311.693	5328.276	PASS
	Ant0	5500	16.552	5491.741	5508.293	PASS
	Ant1	5500	16.586	5491.700	5508.286	PASS
	Ant0	5580	17.290	5571.491	5588.781	PASS
	Ant1	5580	16.656	5571.687	5588.343	PASS
	Ant0	5700	16.588	5691.667	5708.255	PASS
	Ant1	5700	16.879	5691.536	5708.415	PASS
	Ant0	5720	16.676	5711.701	5728.377	PASS
	Ant1	5720	16.569	5711.688	5728.257	PASS
	Ant0	5720 UNII-2C	13.299	5711.701	5725	PASS
	Ant1	5720 UNII-2C	13.312	5711.688	5725	PASS
	Ant0	5720 UNII-3	3.377	5725	5728.377	PASS
	Ant1	5720 UNII-3	3.257	5725	5728.257	PASS
	Ant0	5745	16.791	5736.600	5753.391	PASS
	Ant1	5745	16.712	5736.667	5753.379	PASS
	Ant0	5785	17.170	5776.377	5793.547	PASS
	Ant1	5785	16.826	5776.575	5793.401	PASS
	Ant0	5825	17.003	5816.505	5833.508	PASS
	Ant1	5825	16.685	5816.604	5833.289	PASS
11N20MIMO	Ant0	5180	17.726	5171.185	5188.911	PASS
	Ant1	5180	17.598	5171.229	5188.827	PASS
	Ant0	5200	17.770	5191.167	5208.937	PASS
	Ant1	5200	17.636	5191.221	5208.857	PASS
	Ant0	5240	17.825	5231.097	5248.922	PASS
	Ant1	5240	17.824	5231.095	5248.919	PASS
	Ant0	5260	17.749	5251.104	5268.853	PASS
	Ant1	5260	17.819	5251.125	5268.944	PASS
	Ant0	5280	17.705	5271.217	5288.922	PASS
	Ant1	5280	17.704	5271.148	5288.852	PASS
	Ant0	5320	17.697	5311.190	5328.887	PASS
	Ant1	5320	17.725	5311.155	5328.880	PASS
	Ant0	5500	17.666	5491.219	5508.885	PASS
	Ant1	5500	17.704	5491.168	5508.872	PASS
	Ant0	5580	17.731	5571.194	5588.925	PASS
	Ant1	5580	17.664	5571.222	5588.886	PASS
	Ant0	5700	17.754	5691.161	5708.915	PASS
	Ant1	5700	17.800	5691.145	5708.945	PASS
	Ant0	5720	17.677	5711.187	5728.864	PASS
	Ant1	5720	17.710	5711.175	5728.885	PASS
	Ant0	5720 UNII-2C	13.813	5711.187	5725	PASS
	Ant1	5720 UNII-2C	13.825	5711.175	5725	PASS
	Ant0	5720 UNII-3	3.864	5725	5728.864	PASS



	Ant1	5720 UNII-3	3.885	5725	5728.885	PASS
	Ant0	5745	17.681	5736.207	5753.888	PASS
	Ant1	5745	17.801	5736.167	5753.968	PASS
	Ant0	5785	17.755	5776.156	5793.911	PASS
	Ant1	5785	17.811	5776.128	5793.939	PASS
	Ant0	5825	17.721	5816.119	5833.840	PASS
	Ant1	5825	17.634	5816.220	5833.854	PASS
11N40MIMO	Ant0	5190	36.163	5172.027	5208.190	PASS
	Ant1	5190	36.036	5171.997	5208.033	PASS
	Ant0	5230	36.121	5212.033	5248.154	PASS
	Ant1	5230	36.029	5211.994	5248.023	PASS
	Ant0	5270	36.125	5252.012	5288.137	PASS
	Ant1	5270	36.047	5252.036	5288.083	PASS
	Ant0	5310	36.090	5292.039	5328.129	PASS
	Ant1	5310	36.020	5292.142	5328.162	PASS
	Ant0	5510	36.089	5492.097	5528.186	PASS
	Ant1	5510	36.262	5492.105	5528.367	PASS
	Ant0	5550	36.177	5532.014	5568.191	PASS
	Ant1	5550	36.186	5532.042	5568.228	PASS
	Ant0	5670	36.045	5652.060	5688.105	PASS
	Ant1	5670	36.151	5652.104	5688.255	PASS
	Ant0	5710	36.216	5691.978	5728.194	PASS
	Ant1	5710	36.260	5691.922	5728.182	PASS
	Ant0	5710 UNII-2C	33.022	5691.978	5725	PASS
	Ant1	5710 UNII-2C	33.078	5691.922	5725	PASS
	Ant0	5710 UNII-3	3.194	5725	5728.194	PASS
	Ant1	5710 UNII-3	3.182	5725	5728.182	PASS
	Ant0	5755	36.203	5736.993	5773.196	PASS
	Ant1	5755	36.166	5737.012	5773.178	PASS
	Ant0	5795	35.995	5777.054	5813.049	PASS
	Ant1	5795	36.252	5776.999	5813.251	PASS

12.2.2. Test Graphs



















































12.3. Appendix A3: Min emission bandwidth

12.3.1. Test Result

Test Mode	Antenna	Channel	6db EBW [MHz]	FL[MHz]	FH[MHz]	Limit[MHz]	Verdict
11A20	Ant0	5720_UNII- 3	3.24	5725	5728.240	0.5	PASS
	Ant1	5720_UNII- 3	3.2	5725	5728.200	0.5	PASS
	Ant0	5745	16.120	5737.040	5753.160	0.5	PASS
	Ant1	5745	16.000	5737.200	5753.200	0.5	PASS
	Ant0	5785	16.360	5776.800	5793.160	0.5	PASS
	Ant1	5785	16.400	5776.800	5793.200	0.5	PASS
	Ant0	5825	16.120	5817.040	5833.160	0.5	PASS
	Ant1	5825	16.400	5816.800	5833.200	0.5	PASS
11N20MIMO	Ant0	5720_UNII- 3	3.84	5725	5728.840	0.5	PASS
	Ant1	5720_UNII- 3	3.84	5725	5728.840	0.5	PASS
	Ant0	5745	17.160	5736.680	5753.840	0.5	PASS
	Ant1	5745	17.360	5736.480	5753.840	0.5	PASS
	Ant0	5785	17.640	5776.200	5793.840	0.5	PASS
	Ant1	5785	17.320	5776.520	5793.840	0.5	PASS
	Ant0	5825	17.280	5816.560	5833.840	0.5	PASS
	Ant1	5825	17.600	5816.240	5833.840	0.5	PASS
11N40MIMO	Ant0	5710_UNII- 3	3.24	5725	5728.240	0.5	PASS
	Ant1	5710_UNII- 3	2.6	5725	5727.600	0.5	PASS
	Ant0	5755	35.360	5737.240	5772.600	0.5	PASS
	Ant1	5755	35.200	5737.400	5772.600	0.5	PASS
	Ant0	5795	35.840	5777.160	5813.000	0.5	PASS
	Ant1	5795	35.280	5776.760	5812.040	0.5	PASS



12.3.2. Test Graphs

















**12.4. Appendix B1: Maximum conducted output power(FCC)****12.4.1. Test Result**

Test Mode	Antenna	Channel	Result[dBm]	Limit[dBm]	Verdict
11A20	Ant0	5180	17.85	<=23.98	PASS
	Ant1	5180	18.32	<=23.98	PASS
	Ant0	5200	19.20	<=23.98	PASS
	Ant1	5200	19.00	<=23.98	PASS
	Ant0	5240	18.97	<=23.98	PASS
	Ant1	5240	18.55	<=23.98	PASS
	Ant0	5260	19.09	<=23.93	PASS
	Ant1	5260	18.68	<=23.94	PASS
	Ant0	5280	18.01	<=23.98	PASS
	Ant1	5280	18.38	<=23.91	PASS
	Ant0	5320	18.33	<=23.96	PASS
	Ant1	5320	17.62	<=23.91	PASS
	Ant0	5500	16.16	<=23.97	PASS
	Ant1	5500	16.03	<=23.97	PASS
	Ant0	5580	15.17	<=23.98	PASS
	Ant1	5580	14.77	<=23.98	PASS
	Ant0	5700	14.56	<=23.98	PASS
	Ant1	5700	14.59	<=23.98	PASS
	Ant0	5720 UNII-2C	12.87	<=22.75	PASS
	Ant1	5720 UNII-2C	11.86	<=22.71	PASS
	Ant0	5720 UNII-3	5.39	<=30	PASS
	Ant1	5720 UNII-3	4.13	<=30	PASS
	Ant0	5745	19.26	<=30	PASS
	Ant1	5745	18.82	<=30	PASS
	Ant0	5785	19.46	<=30	PASS
	Ant1	5785	18.65	<=30	PASS
	Ant0	5825	19.00	<=30	PASS
	Ant1	5825	18.40	<=30	PASS
11N20MIMO	Ant0	5180	15.69	<=23.98	PASS
	Ant1	5180	15.75	<=23.98	PASS
	total	5180	18.73	<=23.98	PASS
	Ant0	5200	15.59	<=23.98	PASS
	Ant1	5200	15.79	<=23.98	PASS
	total	5200	18.70	<=23.98	PASS
	Ant0	5240	15.55	<=23.98	PASS
	Ant1	5240	15.47	<=23.98	PASS
	total	5240	18.53	<=23.98	PASS
	Ant0	5260	15.57	<=23.98	PASS
	Ant1	5260	15.47	<=23.98	PASS
	total	5260	18.53	<=23.98	PASS
	Ant0	5280	15.22	<=23.98	PASS
	Ant1	5280	15.08	<=23.98	PASS
	total	5280	18.19	<=23.98	PASS
	Ant0	5320	15.17	<=23.98	PASS
	Ant1	5320	15.14	<=23.98	PASS
	total	5320	18.17	<=23.98	PASS
	Ant0	5500	12.18	<=23.98	PASS
	Ant1	5500	12.30	<=23.98	PASS
	total	5500	15.25	<=23.98	PASS
	Ant0	5580	12.81	<=23.98	PASS
	Ant1	5580	12.80	<=23.98	PASS
	total	5580	15.82	<=23.98	PASS
	Ant0	5700	13.23	<=23.98	PASS
	Ant1	5700	12.69	<=23.98	PASS
	total	5700	15.98	<=23.98	PASS



	Ant0	5720 UNII-2C	11.00	<=22.75	PASS
	Ant1	5720 UNII-2C	9.99	<=22.75	PASS
	total	5720 UNII-2C	13.53	<=22.75	PASS
	Ant0	5720 UNII-3	3.91	<=30	PASS
	Ant1	5720 UNII-3	2.81	<=30	PASS
	total	5720 UNII-3	6.41	<=30	PASS
	Ant0	5745	16.55	<=30	PASS
	Ant1	5745	16.48	<=30	PASS
	total	5745	19.53	<=30	PASS
	Ant0	5785	16.94	<=30	PASS
	Ant1	5785	16.61	<=30	PASS
	total	5785	19.79	<=30	PASS
	Ant0	5825	16.61	<=30	PASS
	Ant1	5825	16.27	<=30	PASS
	total	5825	19.45	<=30	PASS
11N40MIMO	Ant0	5190	15.97	<=23.98	PASS
	Ant1	5190	16.17	<=23.98	PASS
	total	5190	19.08	<=23.98	PASS
	Ant0	5230	16.01	<=23.98	PASS
	Ant1	5230	15.93	<=23.98	PASS
	total	5230	18.98	<=23.98	PASS
	Ant0	5270	15.68	<=23.98	PASS
	Ant1	5270	15.60	<=23.98	PASS
	total	5270	18.65	<=23.98	PASS
	Ant0	5310	15.38	<=23.98	PASS
	Ant1	5310	15.28	<=23.98	PASS
	total	5310	18.34	<=23.98	PASS
	Ant0	5510	12.68	<=23.98	PASS
	Ant1	5510	12.95	<=23.98	PASS
	total	5510	15.83	<=23.98	PASS
	Ant0	5550	12.74	<=23.98	PASS
	Ant1	5550	12.72	<=23.98	PASS
	total	5550	15.74	<=23.98	PASS
	Ant0	5670	13.06	<=23.98	PASS
	Ant1	5670	12.38	<=23.98	PASS
	total	5670	15.74	<=23.98	PASS
	Ant0	5710 UNII-2C	13.03	<=23.98	PASS
	Ant1	5710 UNII-2C	12.19	<=23.98	PASS
	total	5710 UNII-2C	15.64	<=23.98	PASS
	Ant0	5710 UNII-3	0.50	<=30	PASS
	Ant1	5710 UNII-3	-0.22	<=30	PASS
	total	5710 UNII-3	3.17	<=30	PASS
	Ant0	5755	16.74	<=30	PASS
	Ant1	5755	16.50	<=30	PASS
	total	5755	19.63	<=30	PASS
	Ant0	5795	16.66	<=30	PASS
	Ant1	5795	16.28	<=30	PASS
	total	5795	19.48	<=30	PASS

Note: 1. Conducted Power=Meas. Level+ Correction Factor

2. The Duty Cycle Factor (refer to section 7.1) had already compensated to the test data.

**12.4.1. Appendix C1: Maximum power spectral density(FCC)****12.4.2. Test Result**

Test Mode	Antenna	Channel	Result [dBm/MHz]	Limit[dBm/MHz]	Verdict
11A20	Ant0	5180	8.22	<=11	PASS
	Ant1	5180	8.24	<=11	PASS
	Ant0	5200	8.87	<=11	PASS
	Ant1	5200	8.8	<=11	PASS
	Ant0	5240	9.06	<=11	PASS
	Ant1	5240	8.7	<=11	PASS
	Ant0	5260	8.94	<=11	PASS
	Ant1	5260	8.61	<=11	PASS
	Ant0	5280	8.09	<=11	PASS
	Ant1	5280	8.23	<=11	PASS
	Ant0	5320	8.29	<=11	PASS
	Ant1	5320	7.62	<=11	PASS
	Ant0	5500	6.09	<=11	PASS
	Ant1	5500	6.04	<=11	PASS
	Ant0	5580	5.2	<=11	PASS
	Ant1	5580	4.66	<=11	PASS
	Ant0	5700	4.66	<=11	PASS
	Ant1	5700	4.16	<=11	PASS
	Ant0	5720 UNII-2C	3.72	<=11	PASS
	Ant1	5720 UNII-2C	1.7	<=11	PASS
	Ant0	5720 UNII-3	-1.15	<=11	PASS
	Ant1	5720 UNII-3	-3.35	<=11	PASS
	Ant0	5745	6.55	<=30	PASS
	Ant1	5745	6.04	<=30	PASS
	Ant0	5785	6.35	<=30	PASS
	Ant1	5785	5.8	<=30	PASS
	Ant0	5825	6.39	<=30	PASS
	Ant1	5825	5.45	<=30	PASS
11N20MIMO	Ant0	5180	5.74	<=11	PASS
	Ant1	5180	5.4	<=11	PASS
	total	5180	8.58	<=11	PASS
	Ant0	5200	5.32	<=11	PASS
	Ant1	5200	5.53	<=11	PASS
	total	5200	8.44	<=11	PASS
	Ant0	5240	5.15	<=11	PASS
	Ant1	5240	4.99	<=11	PASS
	total	5240	8.08	<=11	PASS
	Ant0	5260	5.18	<=11	PASS
	Ant1	5260	5.22	<=11	PASS
	total	5260	8.21	<=11	PASS
	Ant0	5280	5.1	<=11	PASS
	Ant1	5280	4.77	<=11	PASS
	total	5280	7.95	<=11	PASS
	Ant0	5320	4.86	<=11	PASS
	Ant1	5320	4.9	<=11	PASS
	total	5320	7.89	<=11	PASS
	Ant0	5500	3.97	<=11	PASS
	Ant1	5500	4.46	<=11	PASS
	total	5500	7.23	<=11	PASS
	Ant0	5580	4.52	<=11	PASS
	Ant1	5580	5.08	<=11	PASS
	total	5580	7.82	<=11	PASS
	Ant0	5700	2.9	<=11	PASS
	Ant1	5700	2.42	<=11	PASS
	total	5700	5.68	<=11	PASS



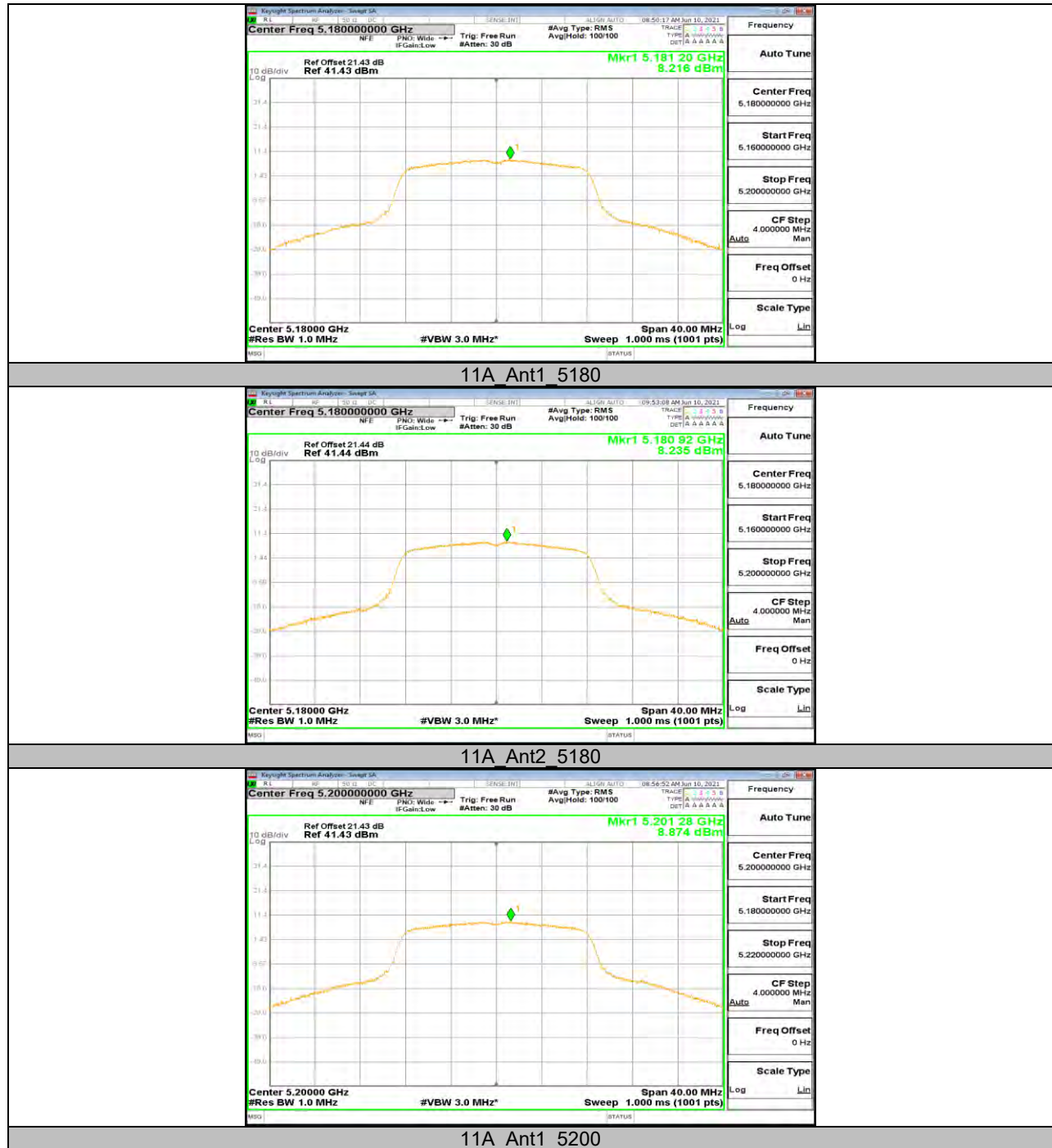
	Ant0	5720 UNII-2C	1.92	<=11	PASS
	Ant1	5720 UNII-2C	0.74	<=11	PASS
	total	5720 UNII-2C	4.38	<=11	PASS
	Ant0	5720 UNII-3	-2.78	<=11	PASS
	Ant1	5720 UNII-3	-3.71	<=11	PASS
	total	5720 UNII-3	-0.21	<=11	PASS
	Ant0	5745	3.81	<=30	PASS
	Ant1	5745	3.58	<=30	PASS
	total	5745	6.71	<=30	PASS
	Ant0	5785	3.57	<=30	PASS
	Ant1	5785	3.43	<=30	PASS
	total	5785	6.51	<=30	PASS
	Ant0	5825	3.61	<=30	PASS
	Ant1	5825	3.25	<=30	PASS
	total	5825	6.44	<=30	PASS
11N40MIMO	Ant0	5190	3.27	<=11	PASS
	Ant1	5190	3.01	<=11	PASS
	total	5190	6.15	<=11	PASS
	Ant0	5230	2.95	<=11	PASS
	Ant1	5230	2.72	<=11	PASS
	total	5230	5.85	<=11	PASS
	Ant0	5270	2.55	<=11	PASS
	Ant1	5270	2.75	<=11	PASS
	total	5270	5.66	<=11	PASS
	Ant0	5310	2.53	<=11	PASS
	Ant1	5310	2.39	<=11	PASS
	total	5310	5.47	<=11	PASS
	Ant0	5510	-0.43	<=11	PASS
	Ant1	5510	-0.42	<=11	PASS
	total	5510	2.59	<=11	PASS
	Ant0	5550	1.01	<=11	PASS
	Ant1	5550	1.18	<=11	PASS
	total	5550	4.11	<=11	PASS
	Ant0	5670	0.81	<=11	PASS
	Ant1	5670	0.93	<=11	PASS
	total	5670	3.88	<=11	PASS
	Ant0	5710 UNII-2C	1.15	<=11	PASS
	Ant1	5710 UNII-2C	-0.2	<=11	PASS
	total	5710 UNII-2C	3.54	<=11	PASS
	Ant0	5710 UNII-3	-5.18	<=11	PASS
	Ant1	5710 UNII-3	-6.7	<=11	PASS
	total	5710 UNII-3	-2.86	<=11	PASS
	Ant0	5755	0.39	<=30	PASS
	Ant1	5755	0.51	<=30	PASS
	total	5755	3.46	<=30	PASS
	Ant0	5795	0.34	<=30	PASS
	Ant1	5795	0.14	<=30	PASS
	total	5795	3.25	<=30	PASS

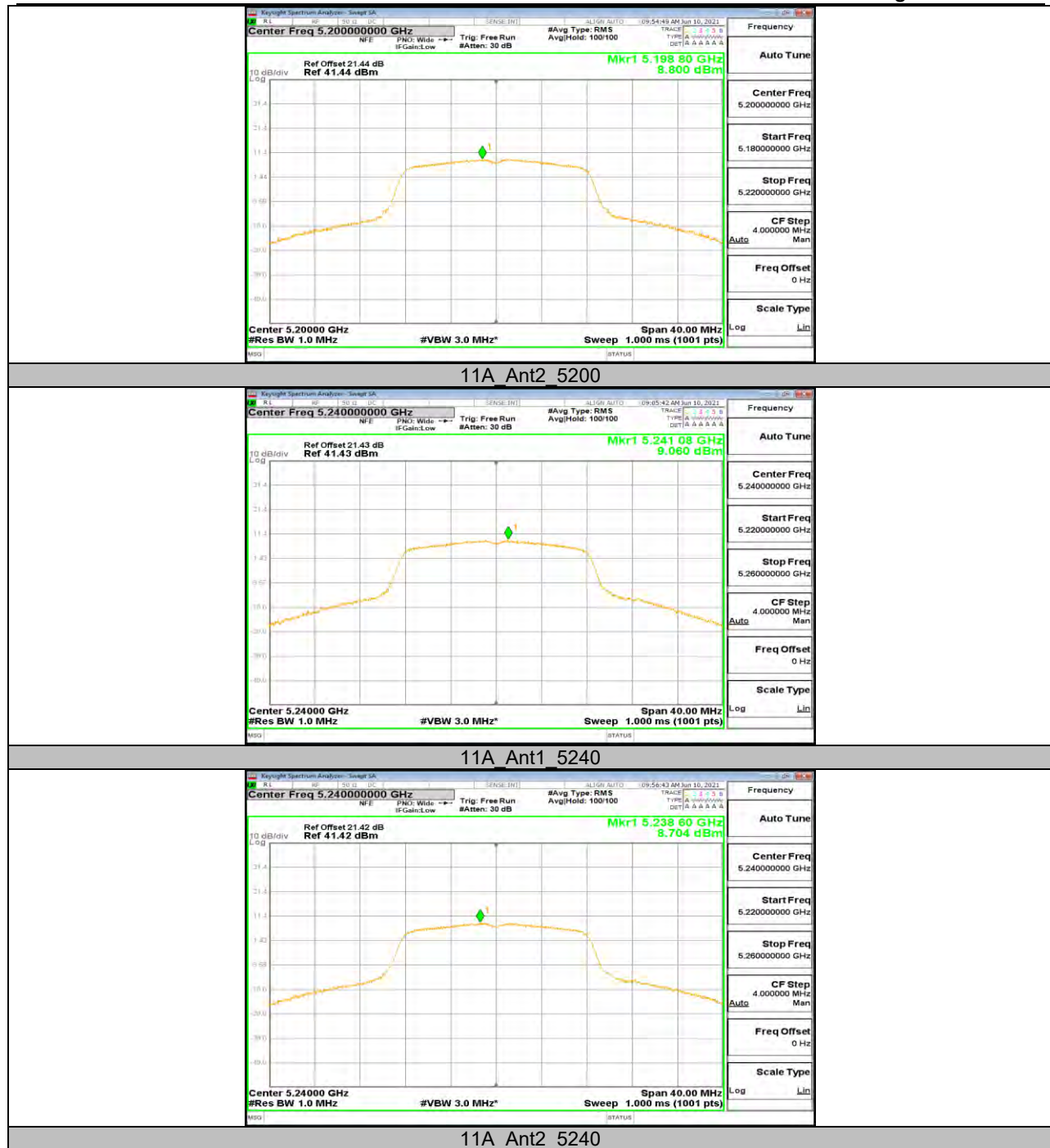
Note : 1.The Result and Limit Unit is dBm/500 kHz in the band 5.725–5.85 GHz.

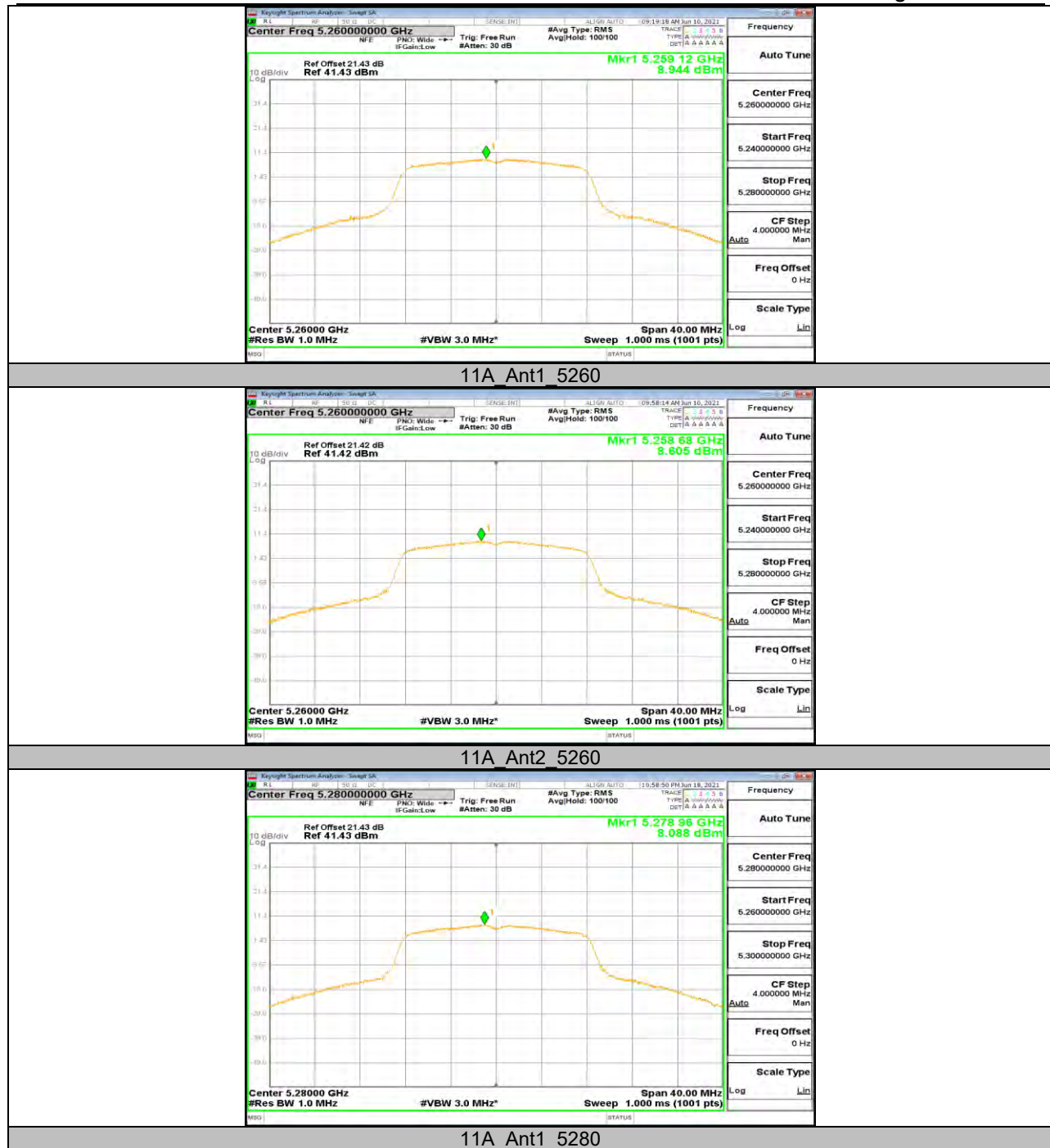
2.The Duty Cycle Factor and RBW Factor is compensated in the graph.

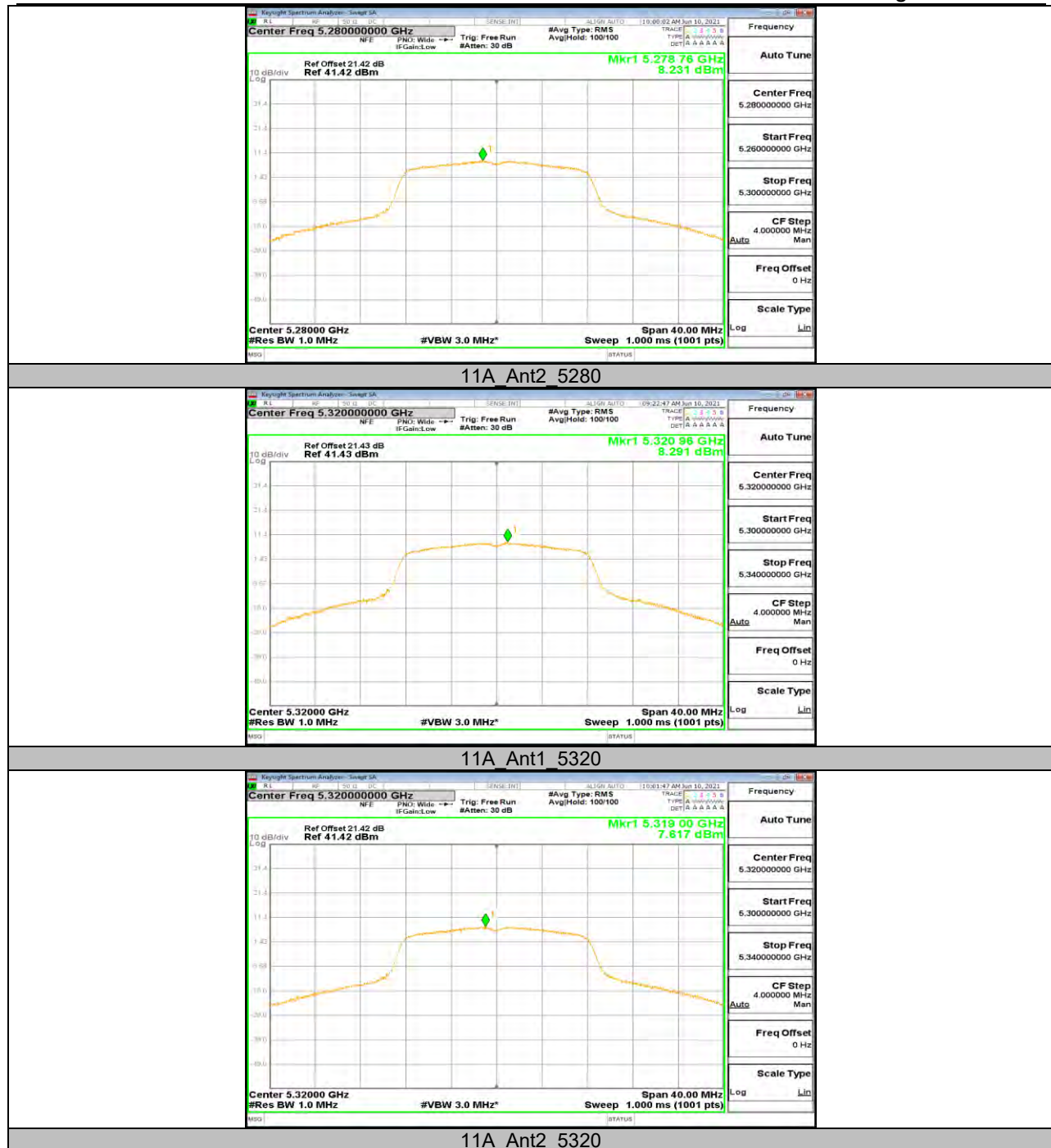


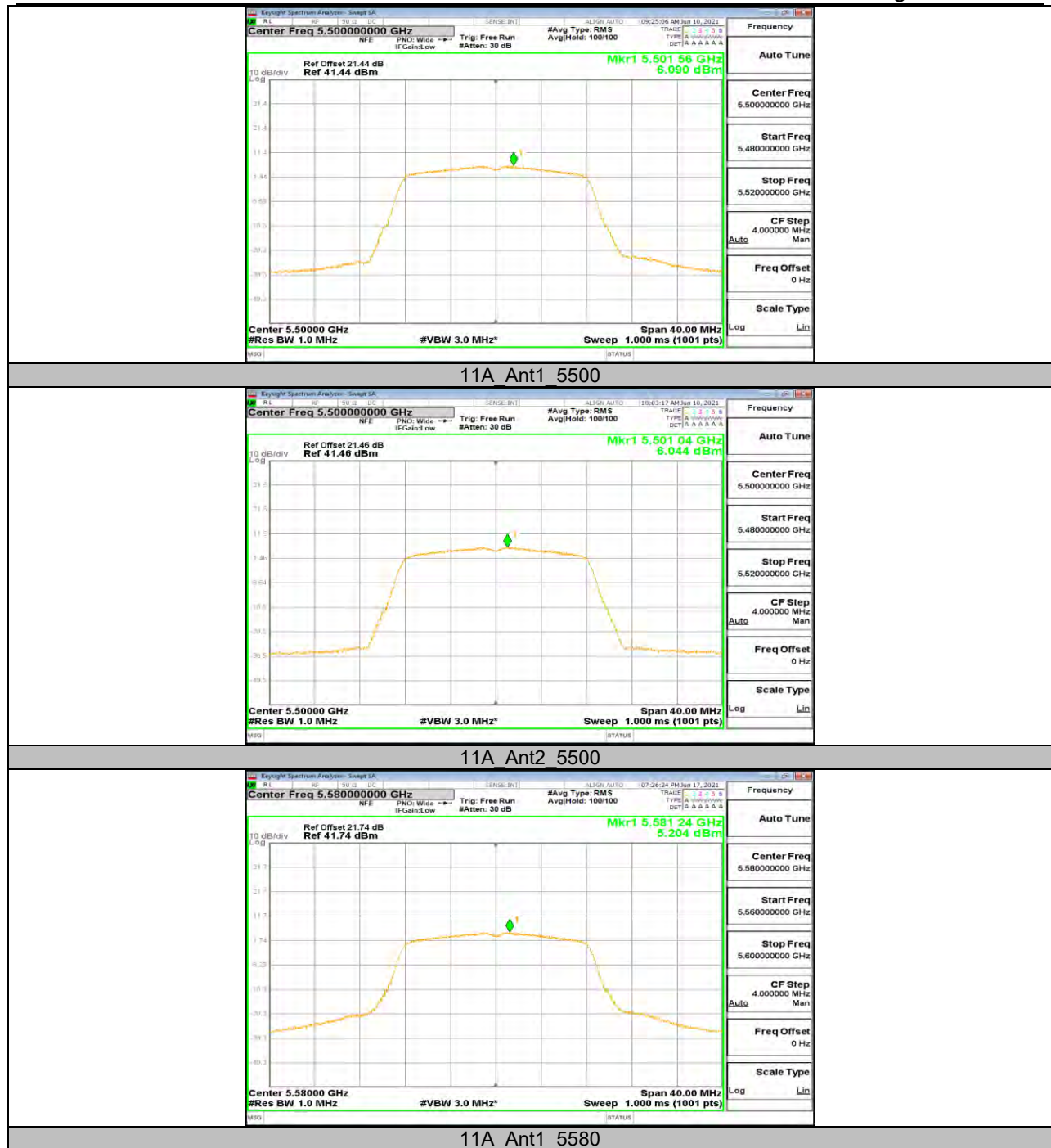
12.4.3. Test Graphs

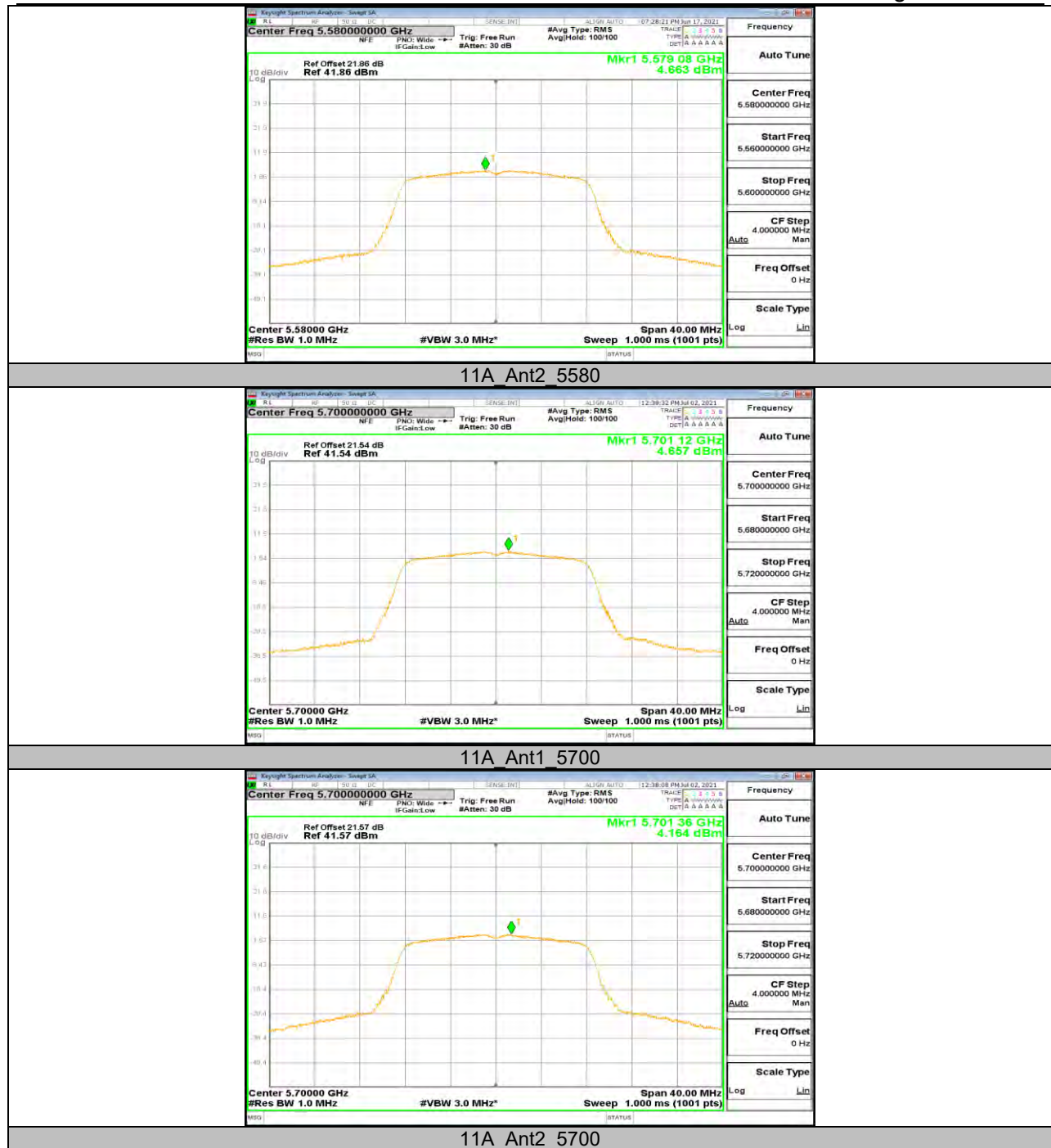


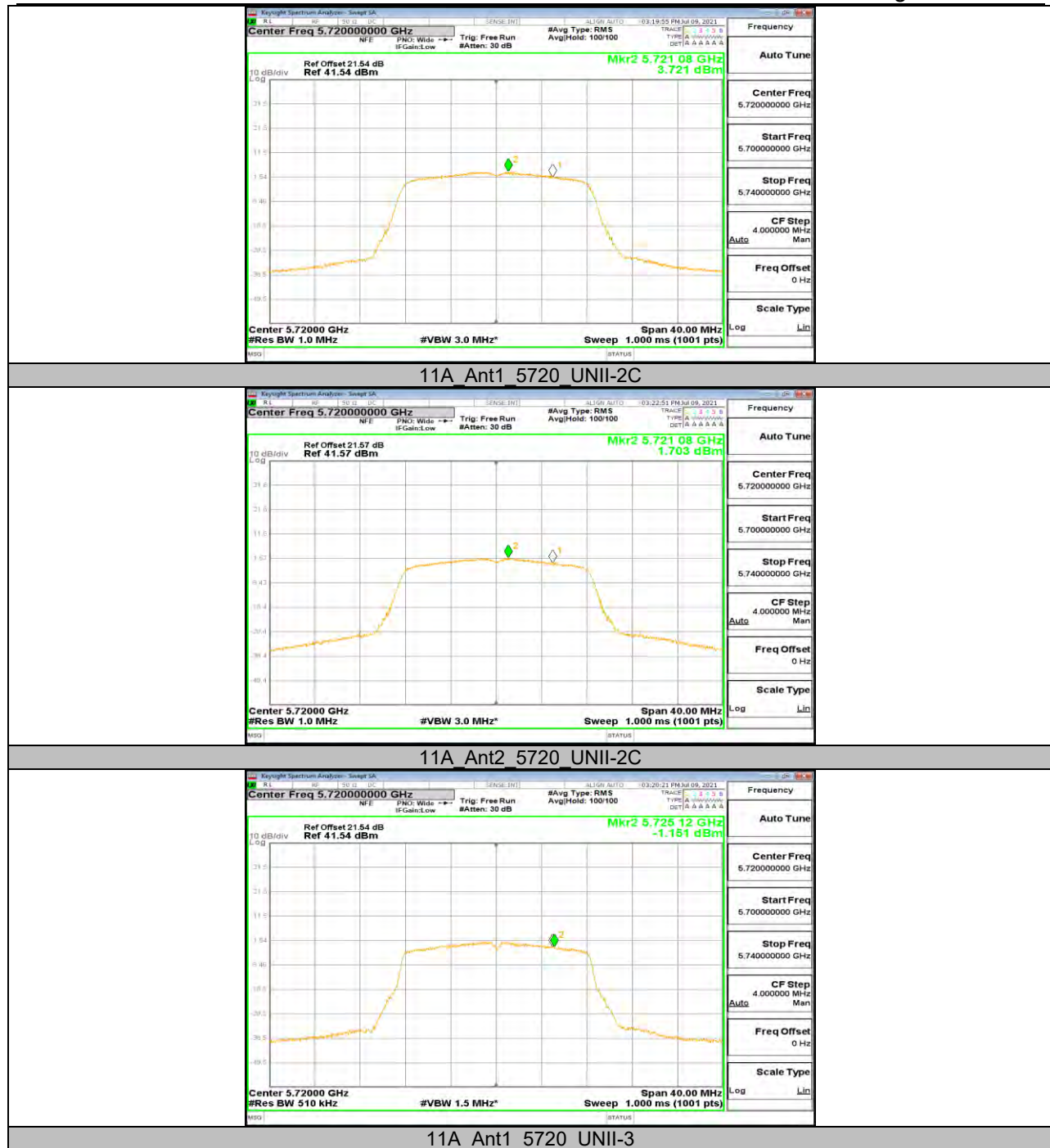


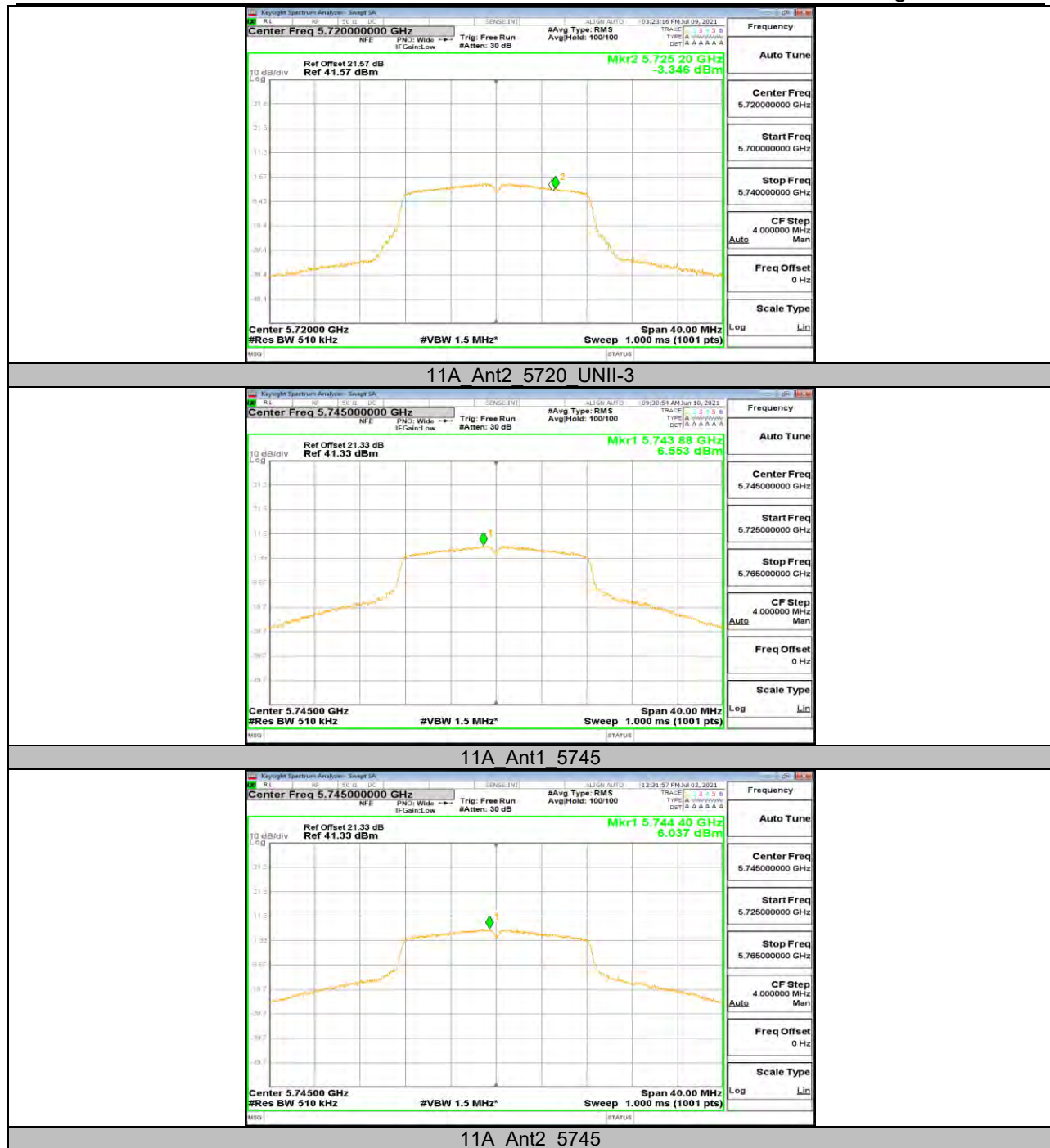


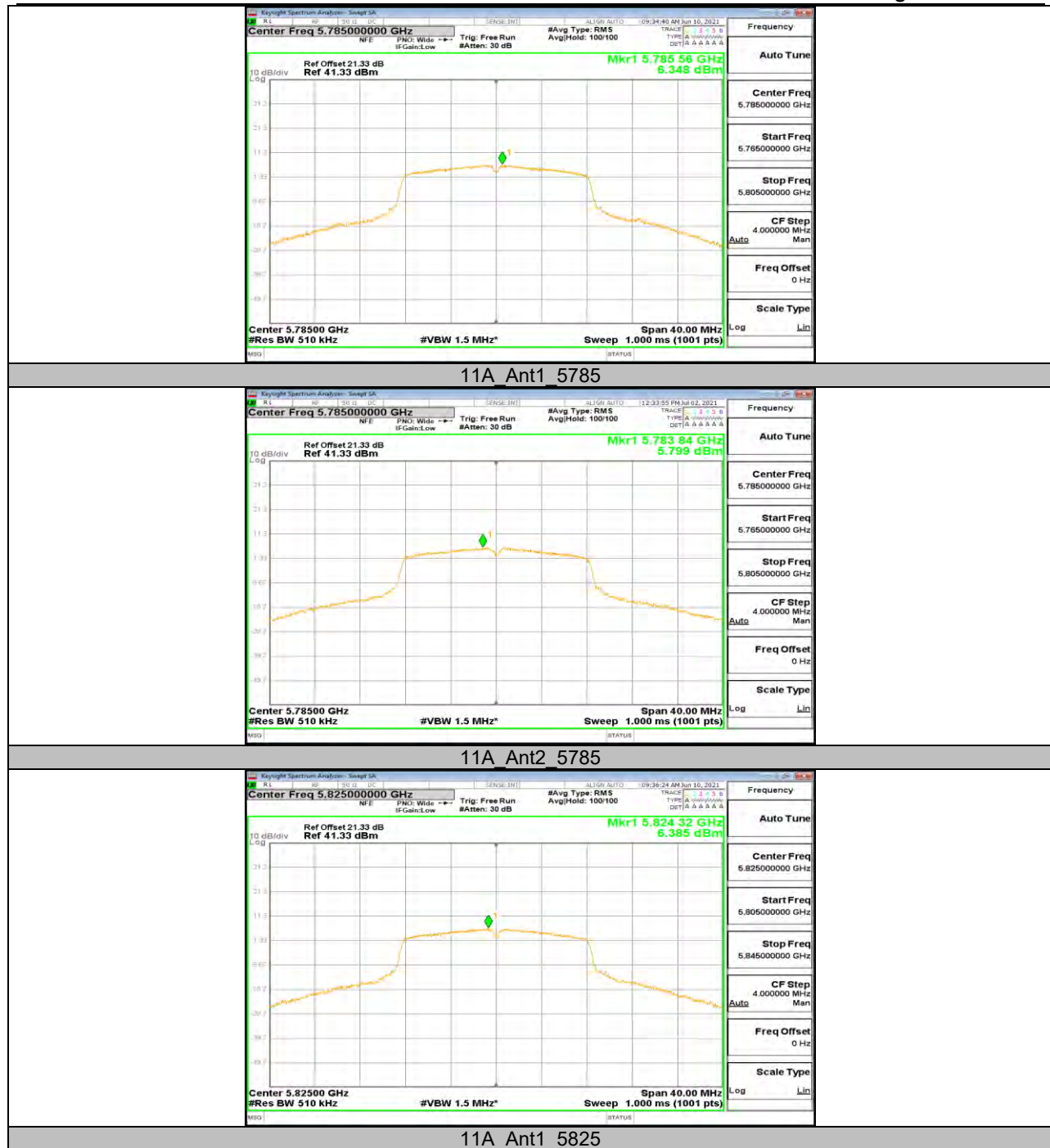


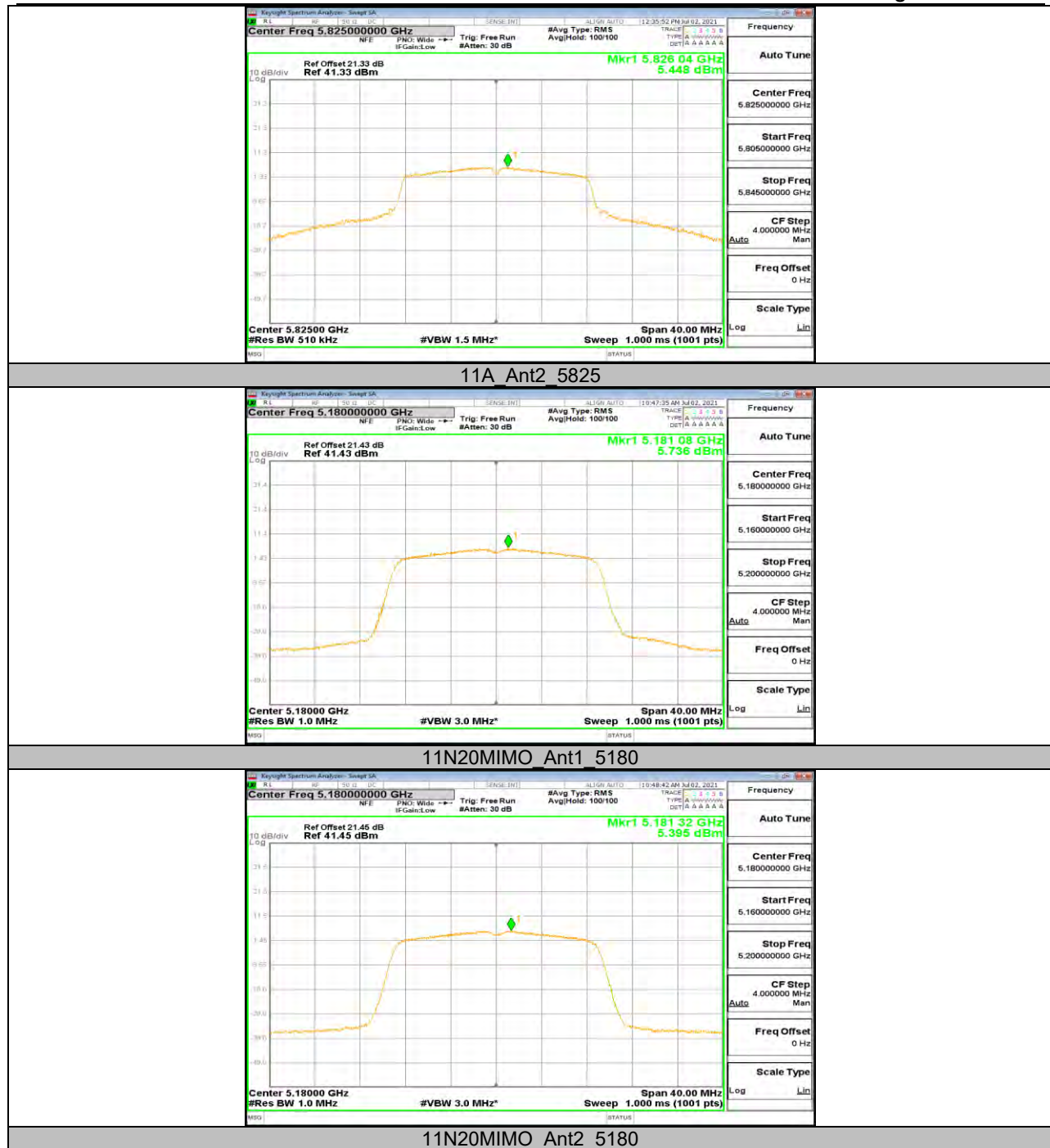


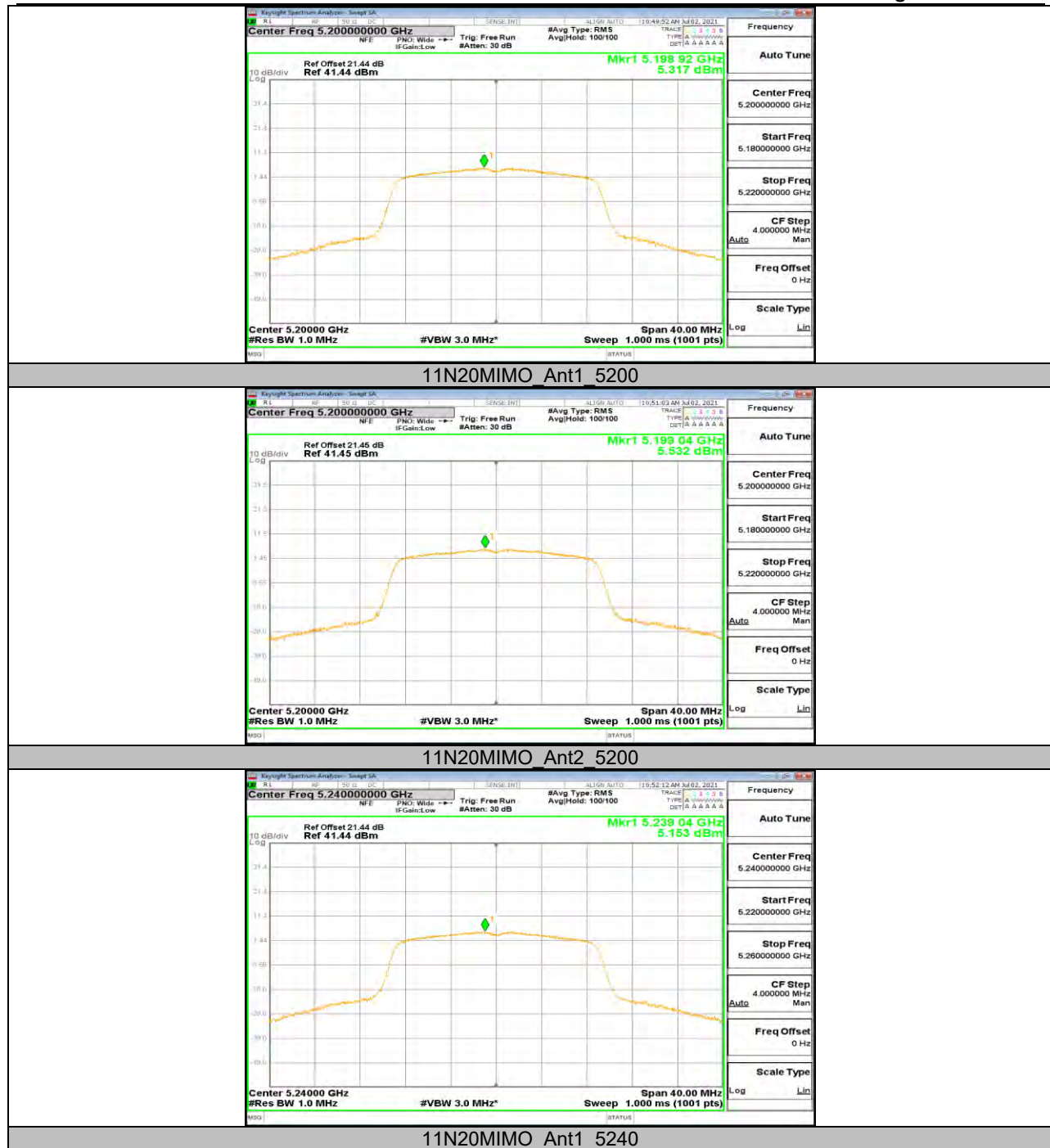


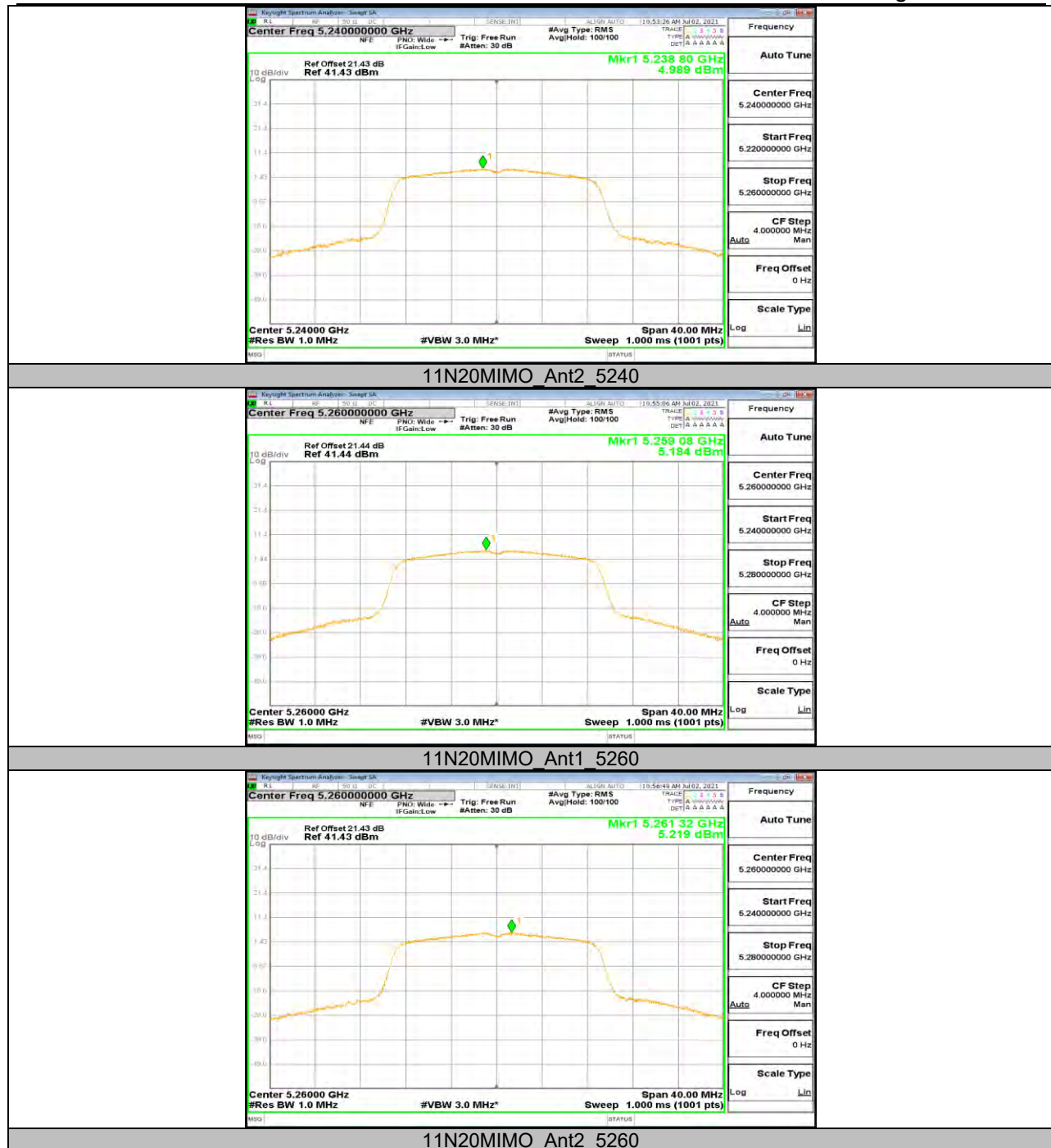


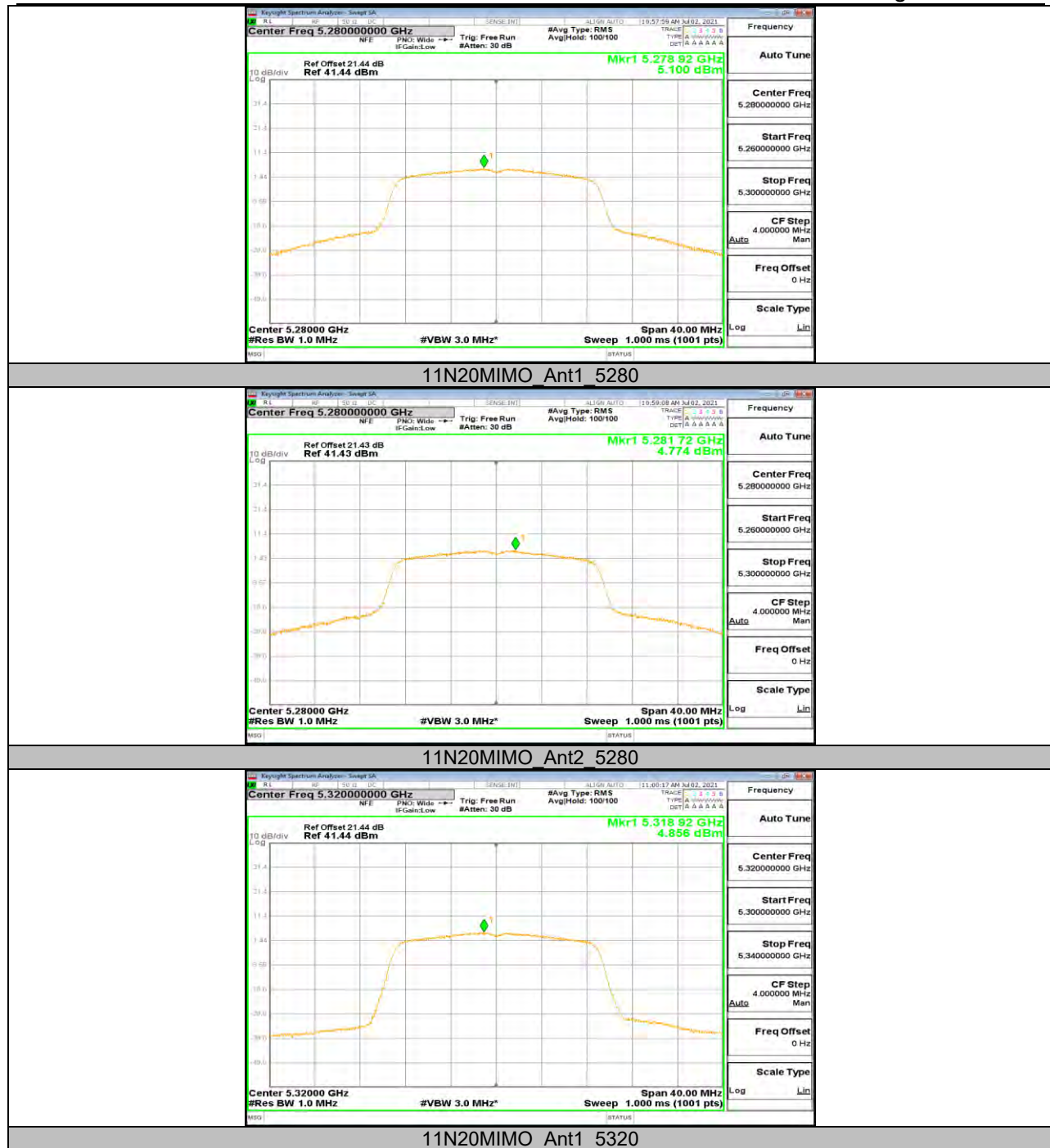


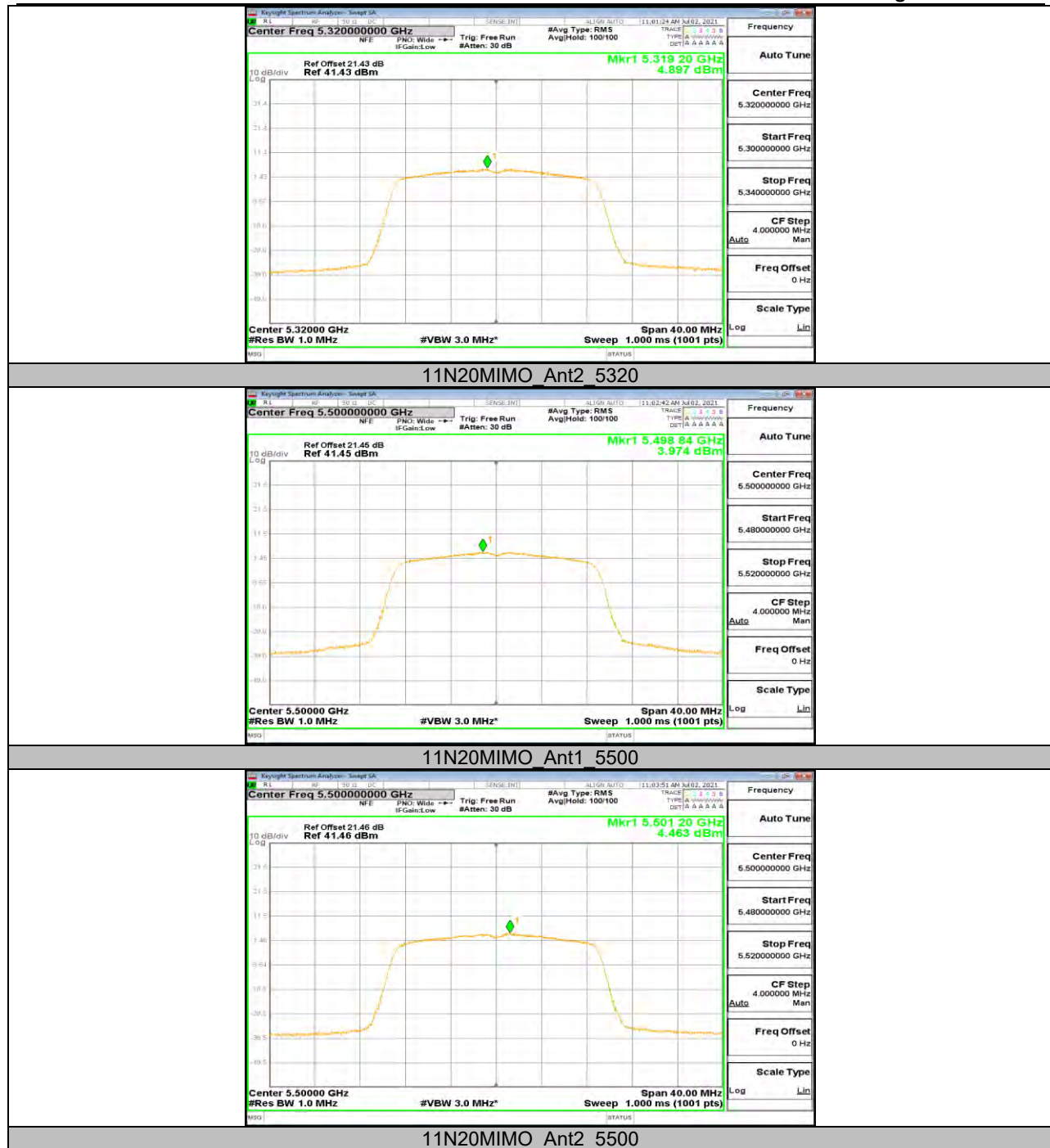


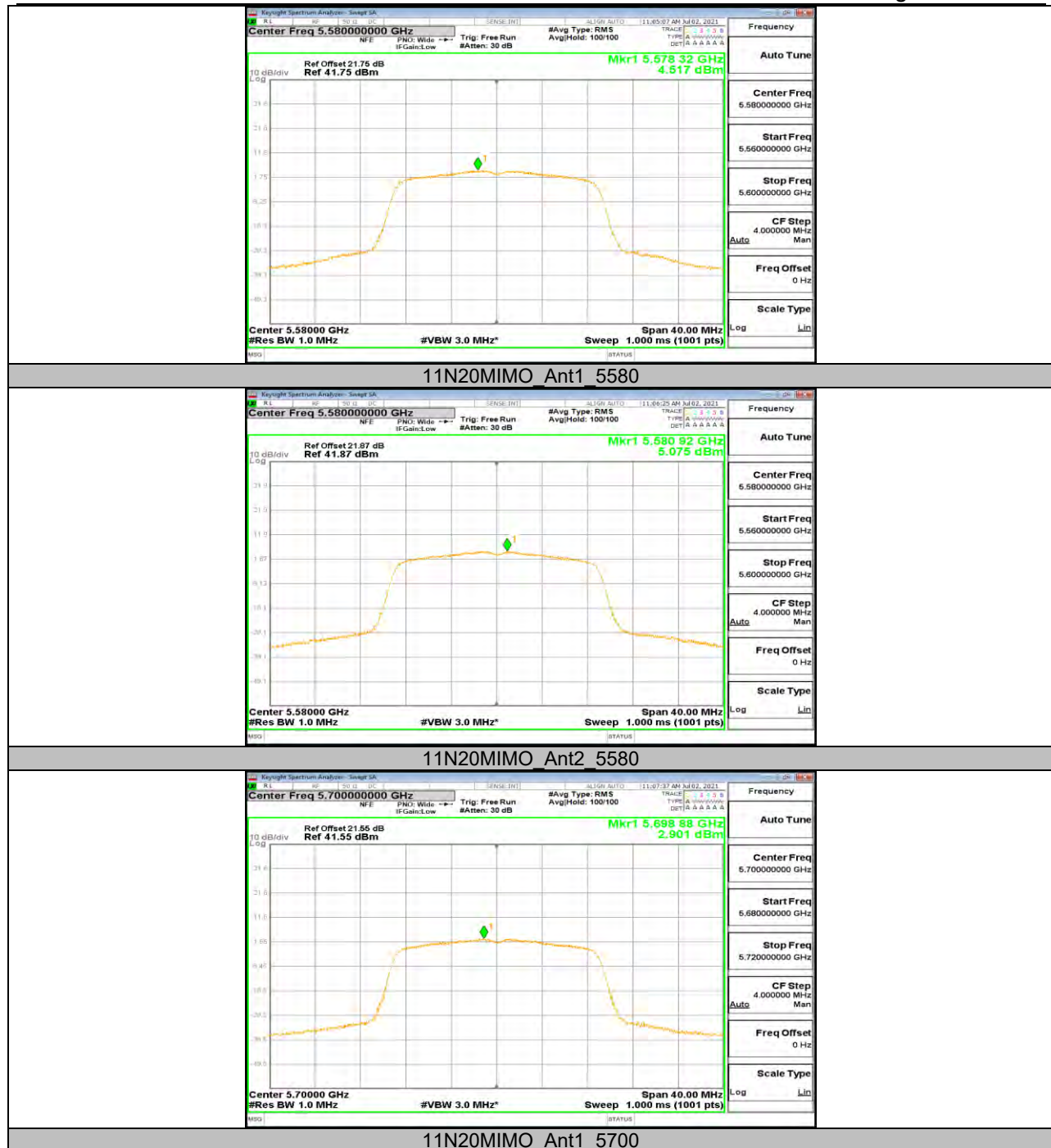


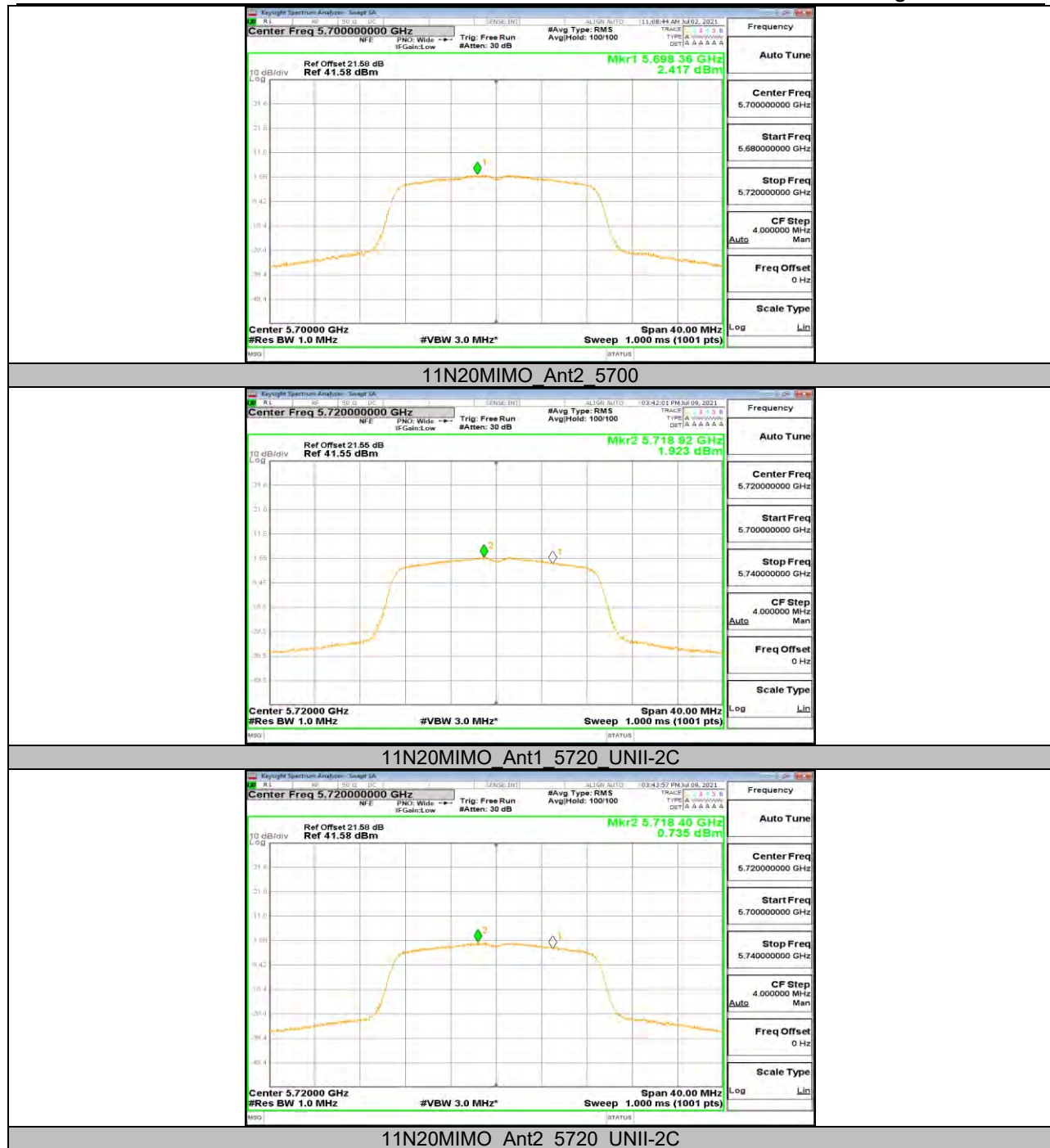


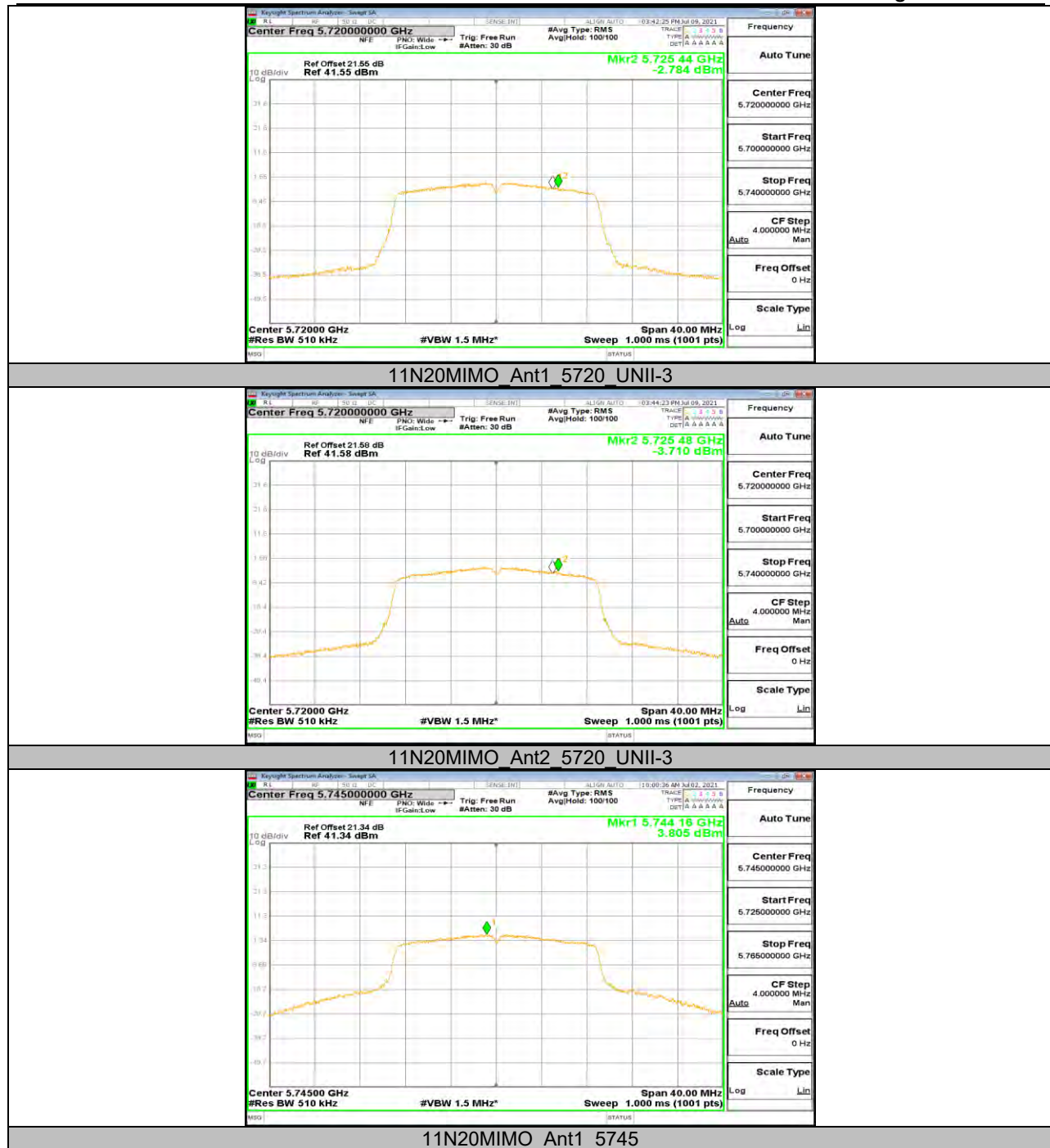


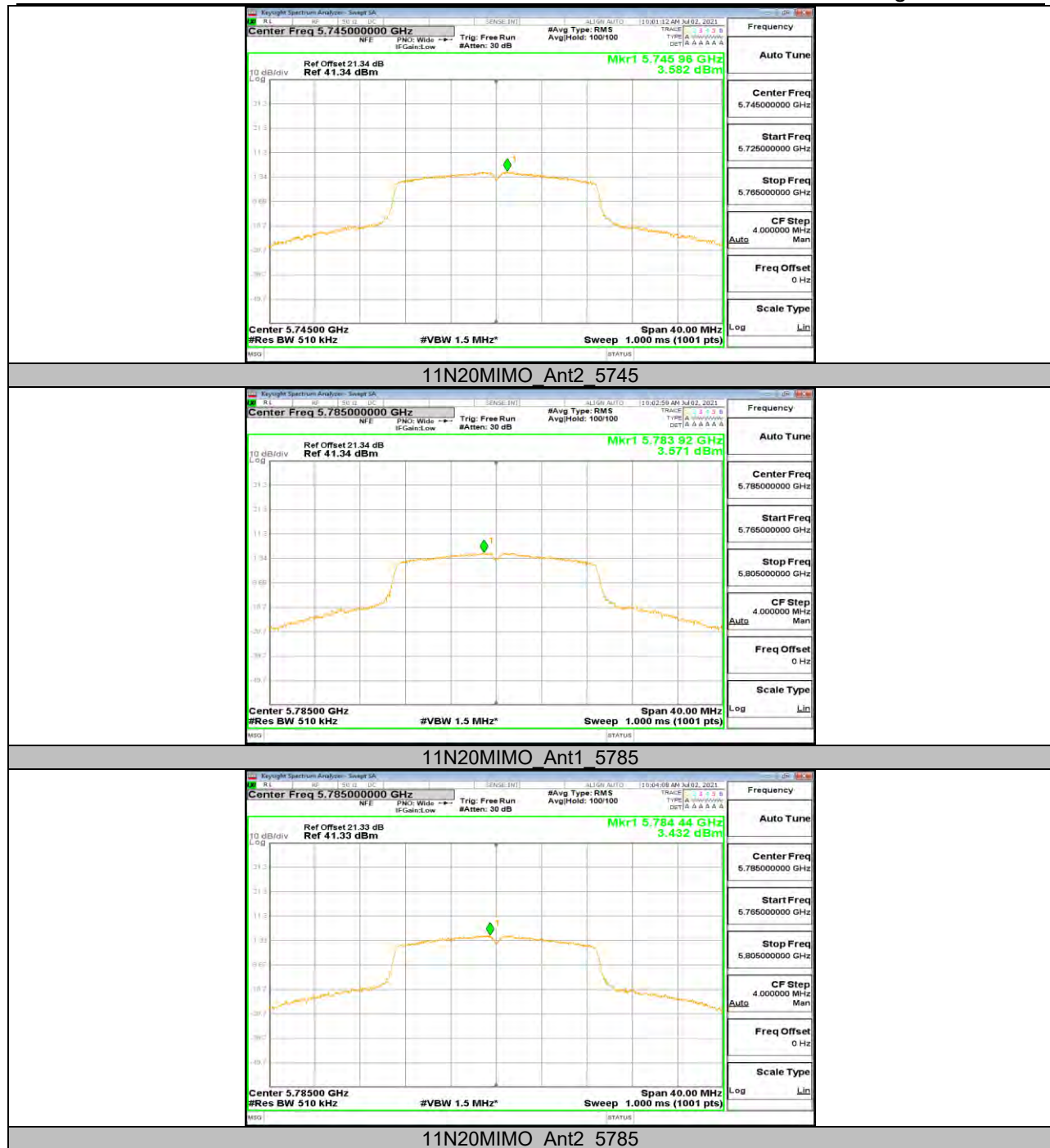


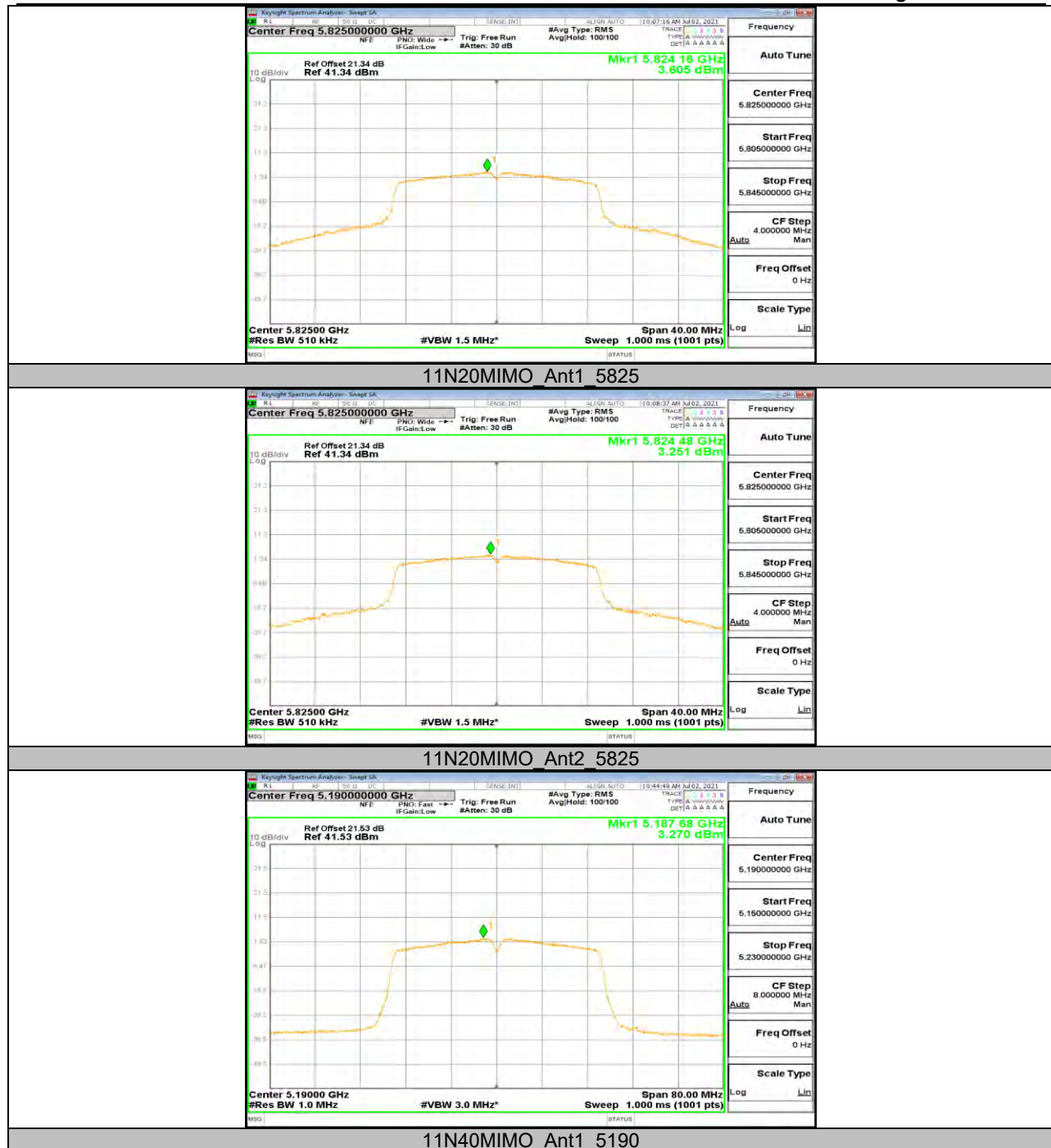


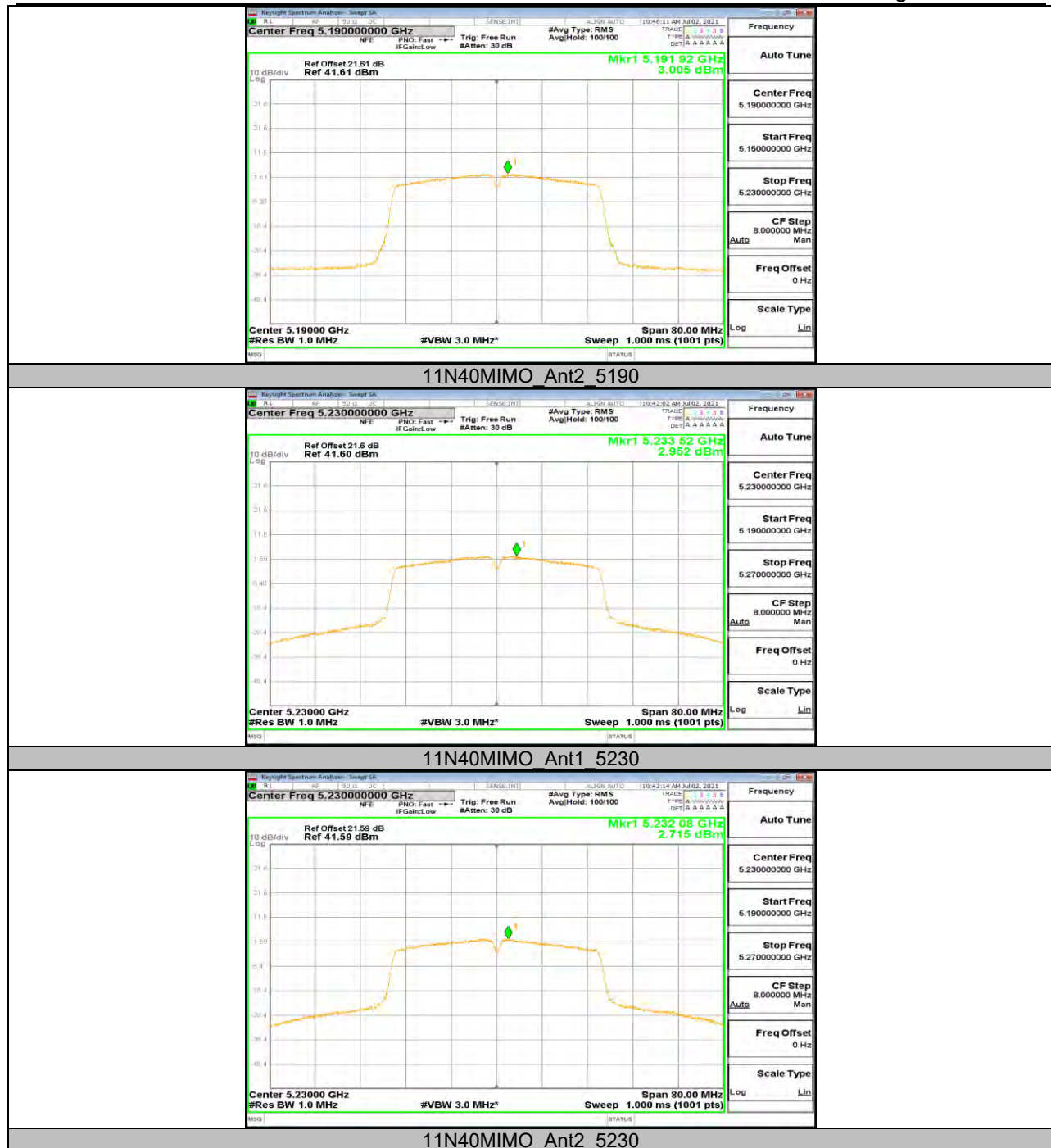


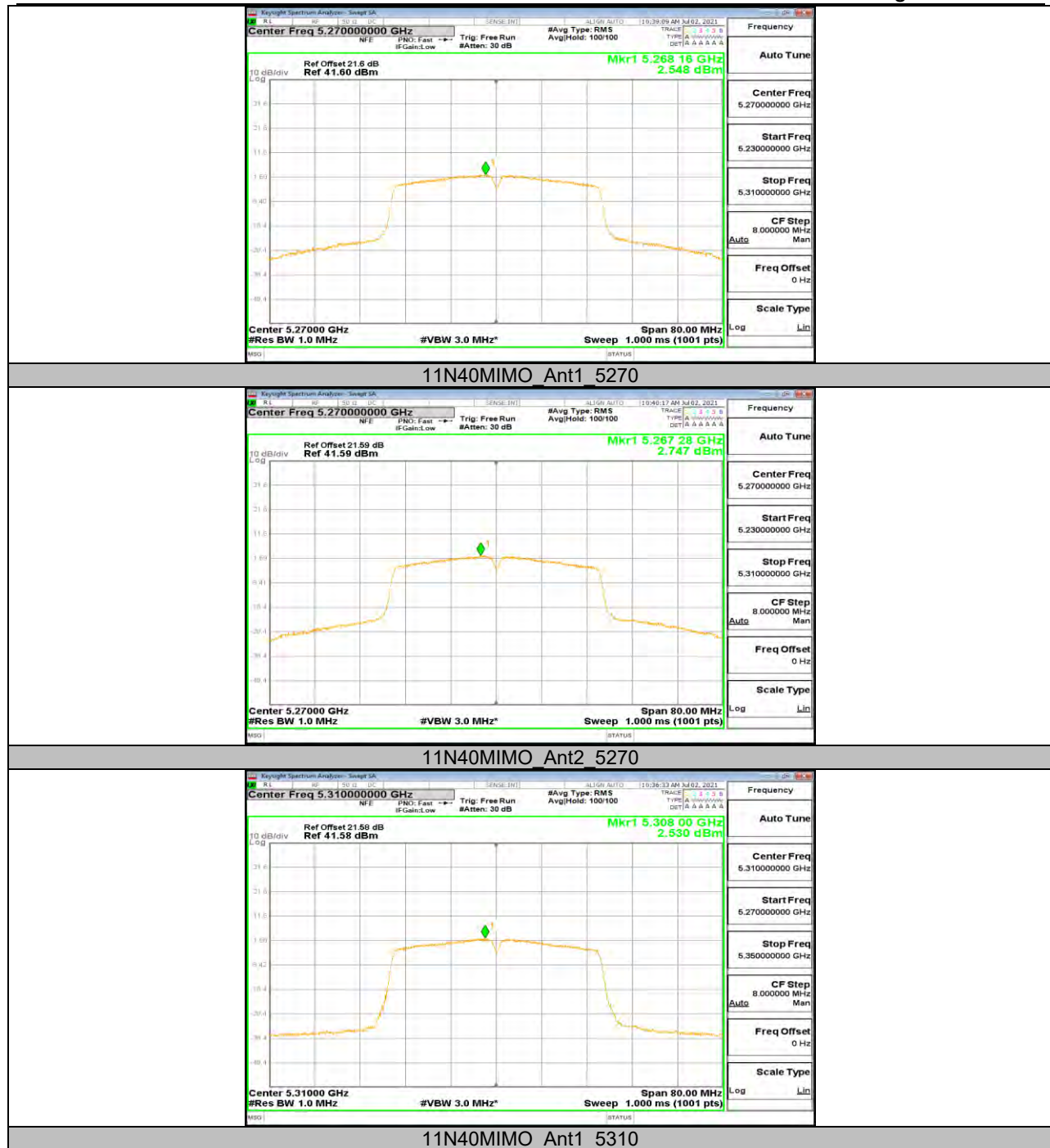


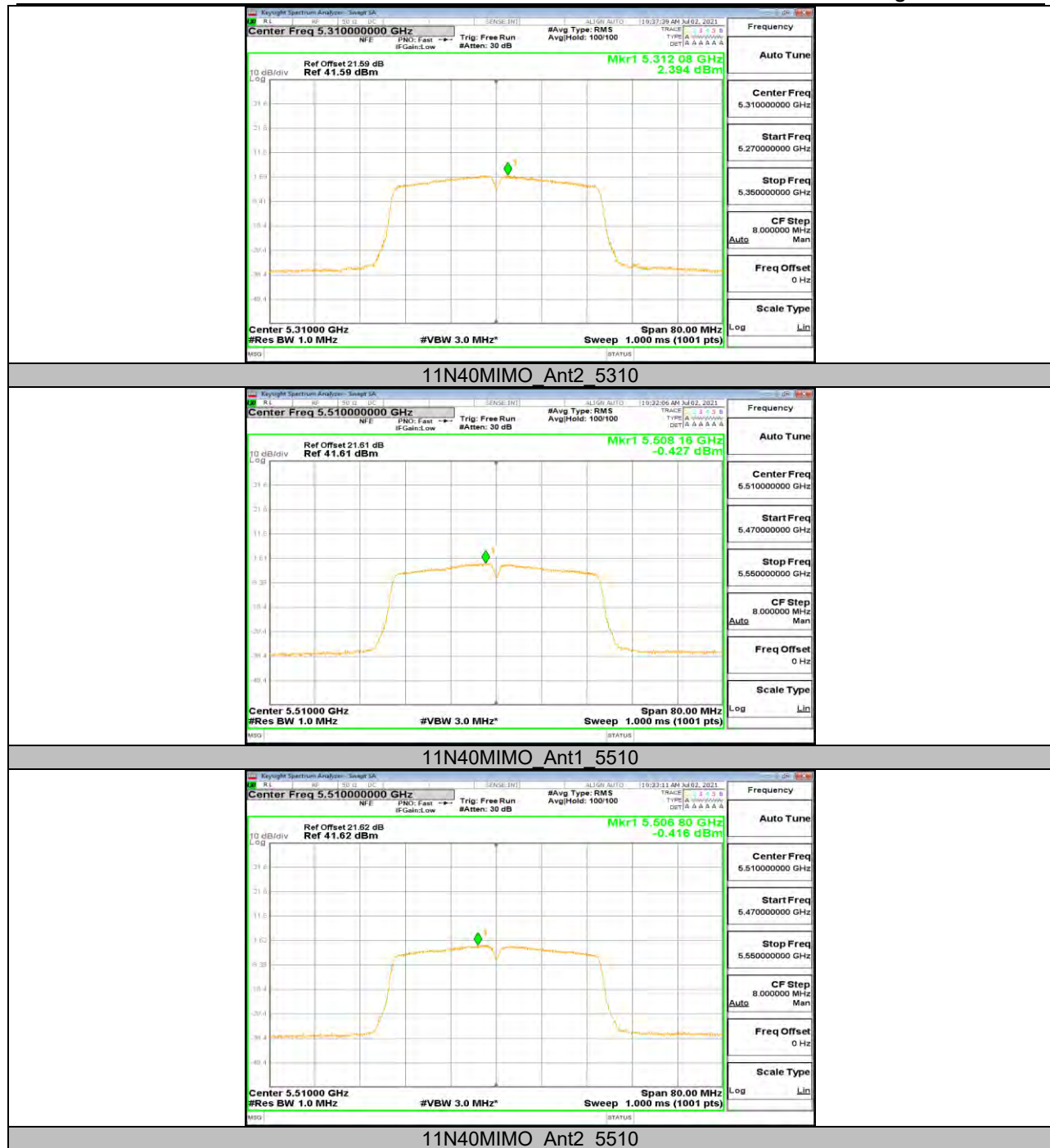


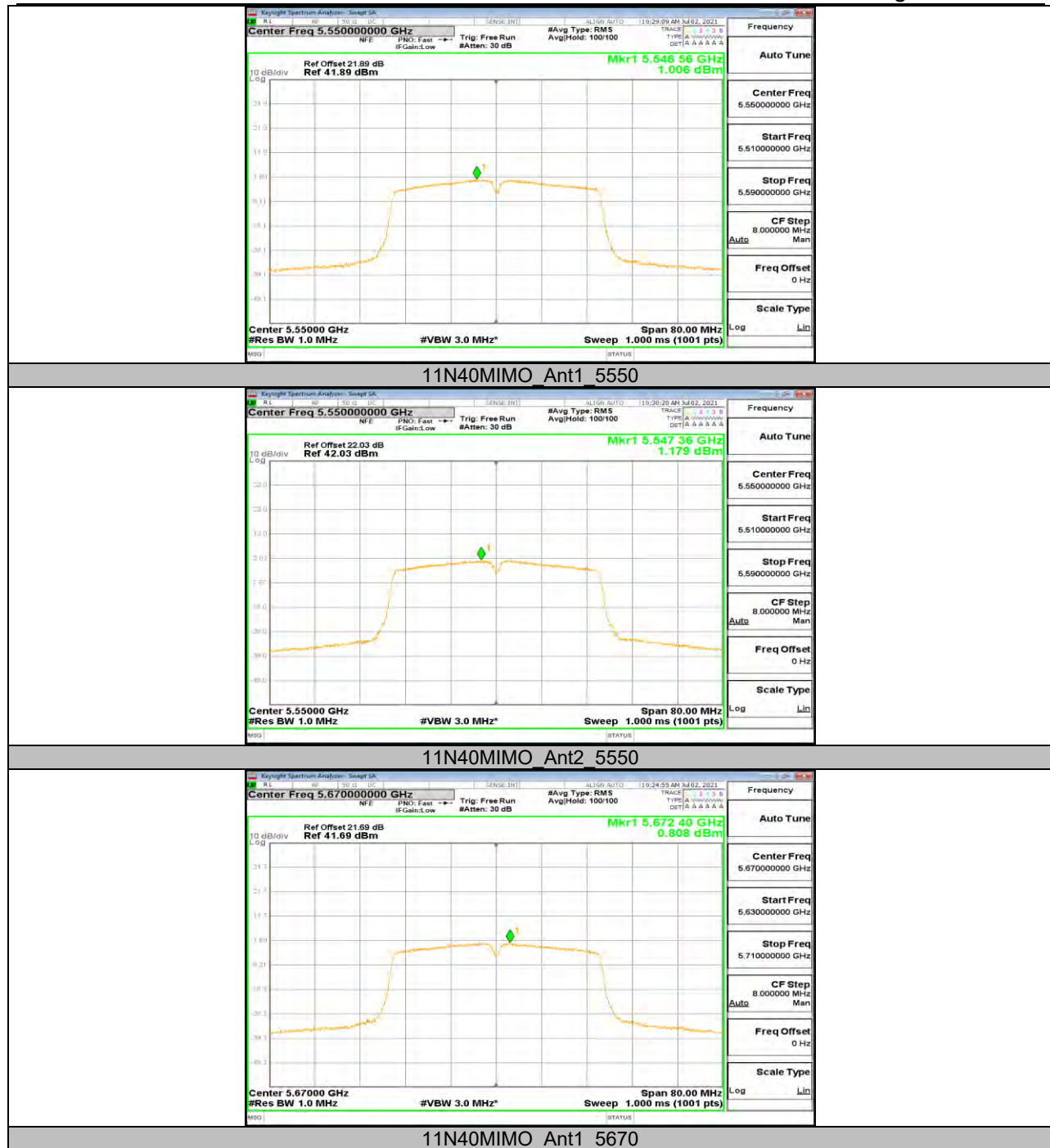


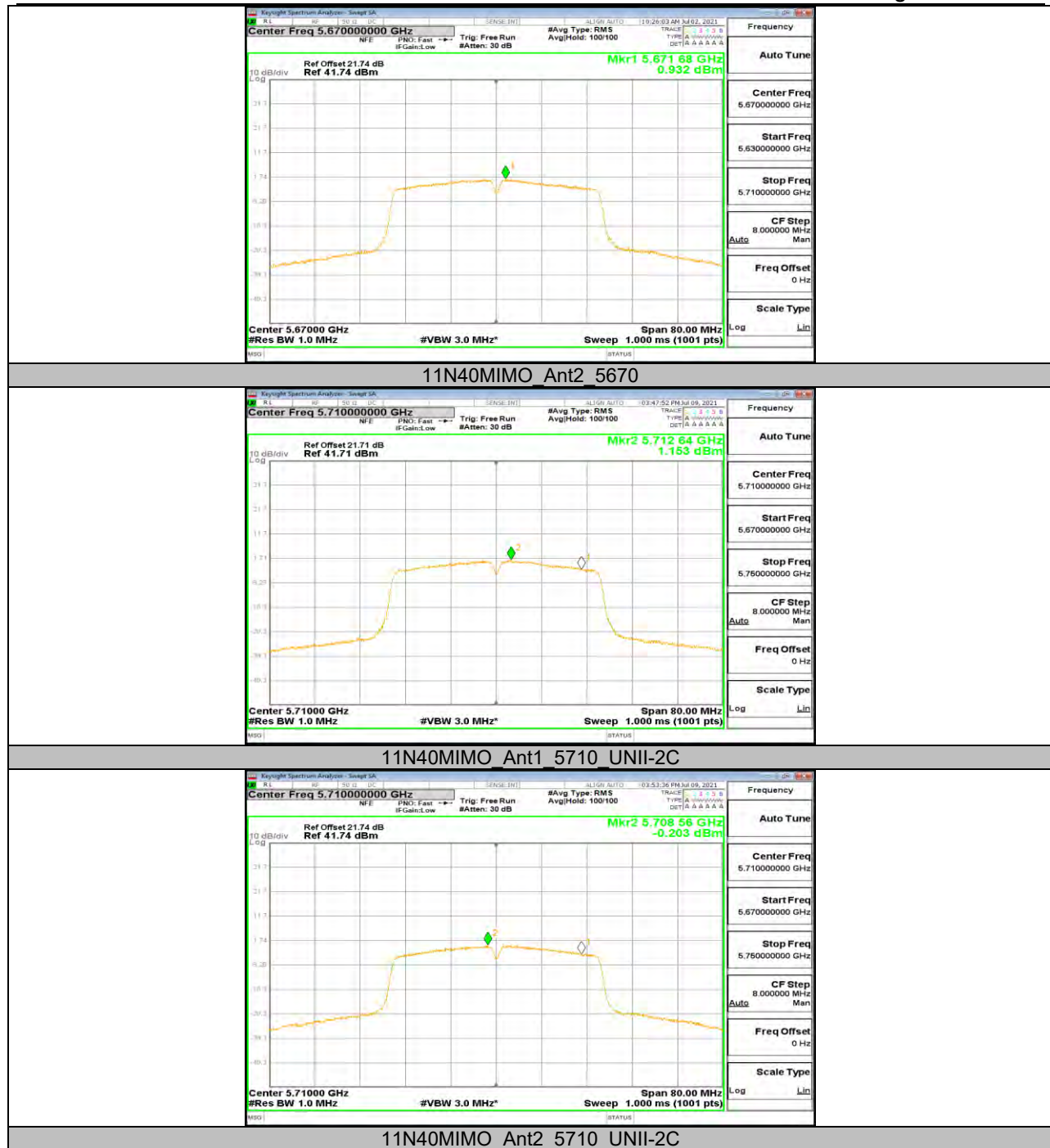


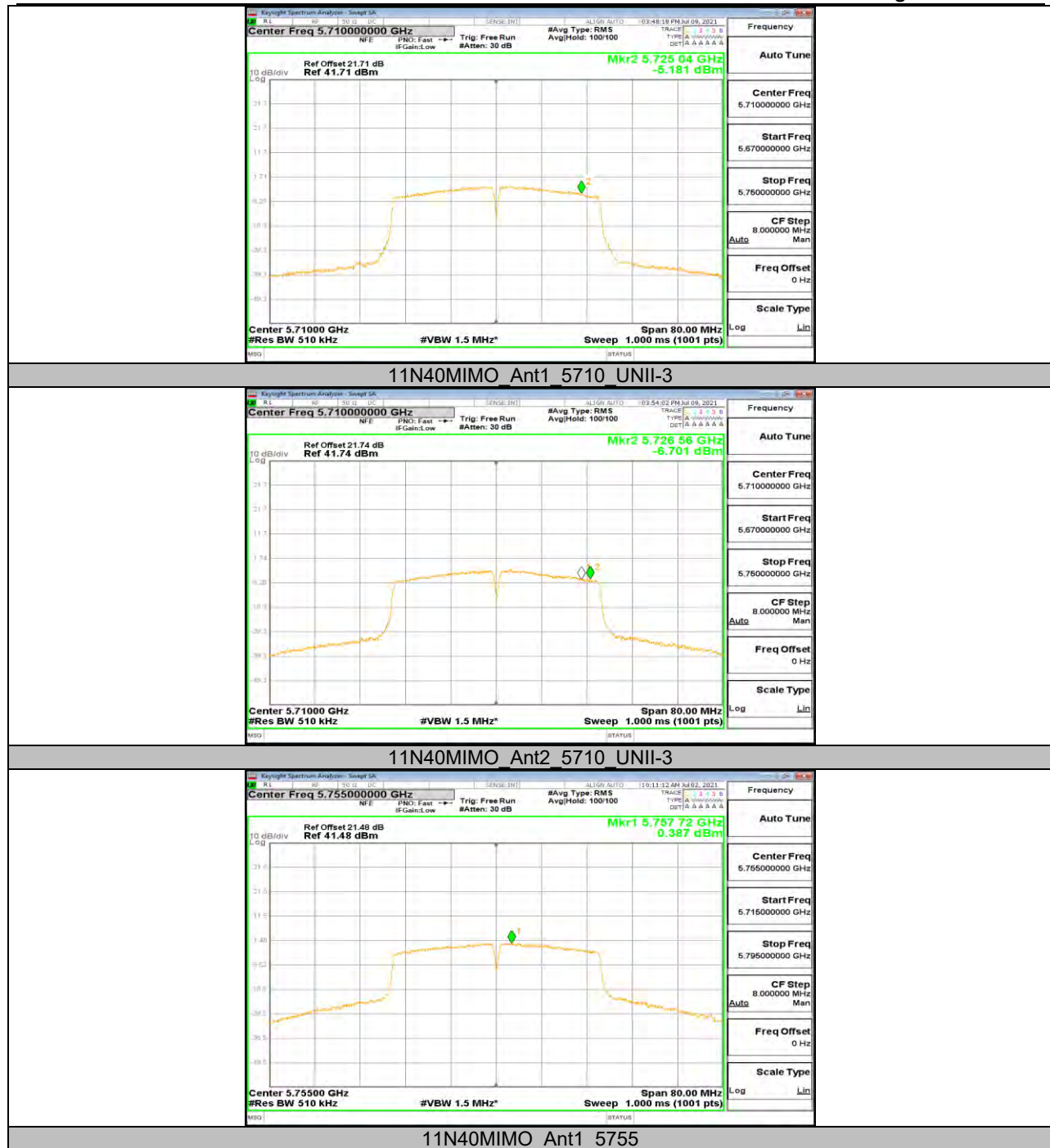


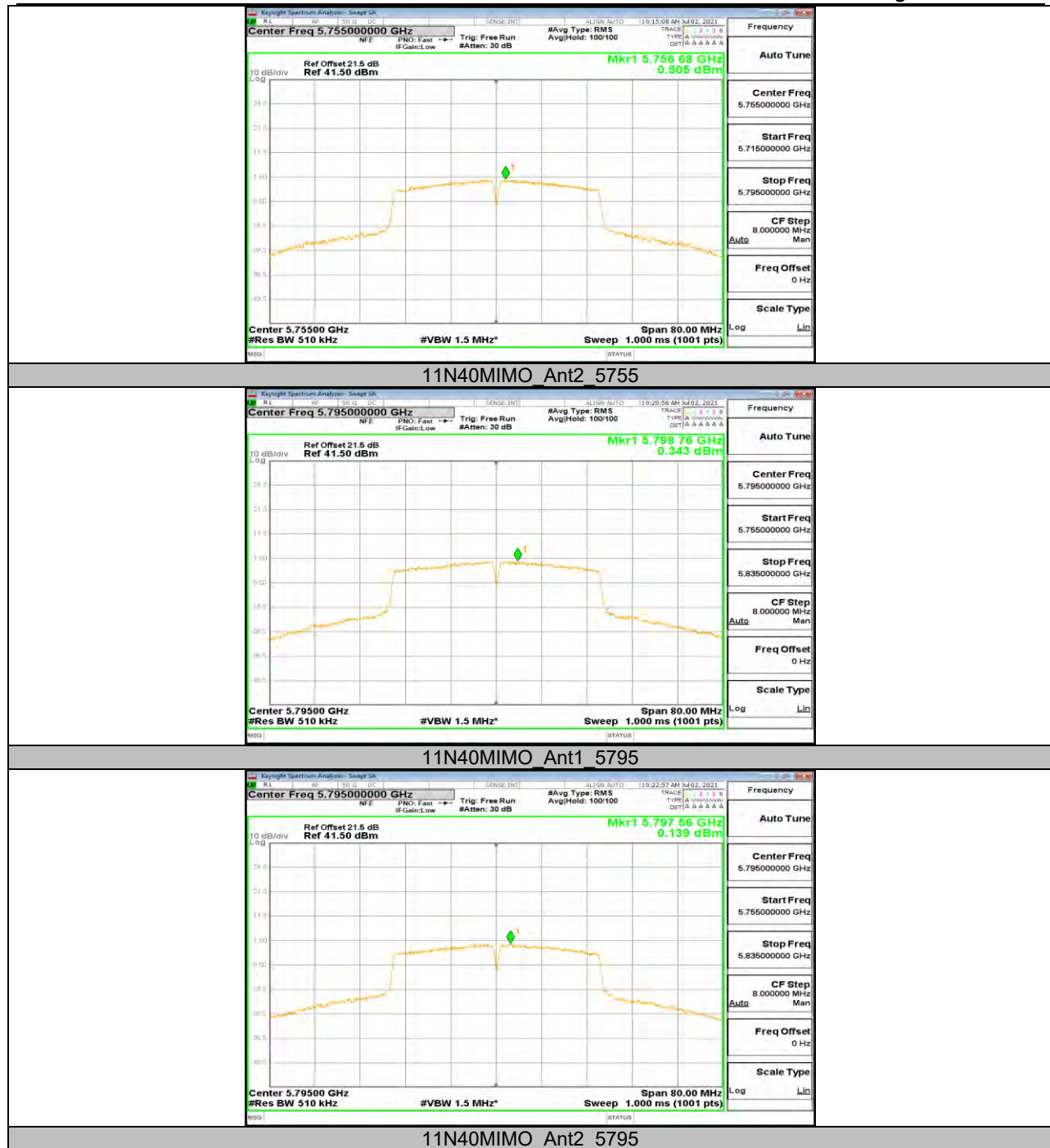














12.5. Appendix D: Duty Cycle

12.5.1. Test Result

Mode	On Time (msec)	Period (msec)	Duty Cycle x (Linear)	Duty Cycle (%)	Duty Cycle Correction Factor (dB)	1/T Minimum VBW (kHz)	Final setting For VBW (kHz)
11A20	1.39	1.44	0.9653	96.53	0.15	0.72	1
11N20MIMO	1.30	1.35	0.9630	96.30	0.16	0.77	1
11N40MIMO	0.65	0.69	0.9420	94.20	0.26	1.54	2

Note:

Duty Cycle Correction Factor= $10\log(1/x)$.

Where: x is Duty Cycle (Linear)

Where: T is On Time

If that calculated VBW is not available on the analyzer then the next higher value should be used.



12.5.2. Test Graphs





12.6. Appendix E: Frequency Stability Test Result

Frequency Error vs. Voltage									
802.11a:5200MHz									
Temp.	Volt.	0 Minute		2 Minute		5 Minute		10 Minute	
		Freq.Error (MHz)	Tolerance (ppm)	Freq.Error (MHz)	Tolerance (ppm)	Freq.Error (MHz)	Tolerance (ppm)	Freq.Error (MHz)	Tolerance (ppm)
TN	VL	5200.0189	3.63	5200.0229	4.41	5200.0022	0.43	5200.0107	2.06
TN	VN	5200.0246	4.73	5199.9910	-1.74	5199.9813	-3.59	5199.9768	-4.45
TN	VH	5200.0319	6.13	5200.0612	11.77	5200.0315	6.06	5200.0435	8.37
Frequency Error vs. Temperature									
802.11a:5200MHz									
Temp.	Volt.	0 Minute		2 Minute		5 Minute		10 Minute	
		Freq.Error (MHz)	Tolerance (ppm)	Freq.Error (MHz)	Tolerance (ppm)	Freq.Error (MHz)	Tolerance (ppm)	Freq.Error (MHz)	Tolerance (ppm)
70	VN	5200.0033	0.64	5200.0180	3.45	5200.0054	1.03	5199.9968	-0.62
60	VN	5200.0083	1.59	5199.9911	-1.72	5200.0058	1.12	5199.9844	-3.00
40	VN	5200.0303	5.83	5200.0333	6.40	5200.0119	2.29	5200.0224	4.31
30	VN	5200.0312	6.00	5200.0132	2.54	5200.0234	4.50	5200.0331	6.37
20	VN	5200.0079	1.53	5200.0145	2.79	5200.0068	1.31	5199.9848	-2.93
10	VN	5200.0184	3.53	5200.0071	1.36	5200.0002	0.04	5199.9910	-1.73
0	VN	5200.0311	5.98	5200.0365	7.02	5200.0331	6.37	5200.0456	8.77



Frequency Error vs. Voltage									
802.11a:5825MHz									
Temp.	Volt.	0 Minute		2 Minute		5 Minute		10 Minute	
		Freq.Error (MHz)	Tolerance (ppm)	Freq.Error (MHz)	Tolerance (ppm)	Freq.Error (MHz)	Tolerance (ppm)	Freq.Error (MHz)	Tolerance (ppm)
TN	VL	5824.9906	-1.61	5824.9876	-2.14	5825.0231	3.96	5824.9777	-3.82
TN	VN	5824.9992	-0.13	5825.0061	1.05	5824.9825	-3.00	5825.0066	1.13
TN	VH	5825.0345	5.92	5825.0401	6.88	5825.0478	8.21	5825.0302	5.18
Frequency Error vs. Temperature									
802.11a:5825MHz									
Temp.	Volt.	0 Minute		2 Minute		5 Minute		10 Minute	
		Freq.Error (MHz)	Tolerance (ppm)	Freq.Error (MHz)	Tolerance (ppm)	Freq.Error (MHz)	Tolerance (ppm)	Freq.Error (MHz)	Tolerance (ppm)
70	VN	5825.0132	2.26	5825.0044	0.75	5824.9840	-2.75	5825.0085	1.46
60	VN	5824.9920	-1.37	5824.9867	-2.28	5825.0242	4.15	5824.9962	-0.65
40	VN	5825.0235	4.04	5824.9940	-1.02	5825.0045	0.78	5825.0012	0.20
30	VN	5825.0094	1.61	5824.9914	-1.48	5825.0069	1.19	5825.0215	3.69
20	VN	5825.0139	2.39	5824.9851	-2.56	5824.9830	-2.92	5825.0112	1.93
10	VN	5825.0412	7.07	5825.0241	4.14	5825.0389	6.68	5825.0613	10.52
0	VN	5825.0331	5.68	5825.0338	5.80	5825.0298	5.12	5825.0200	3.43

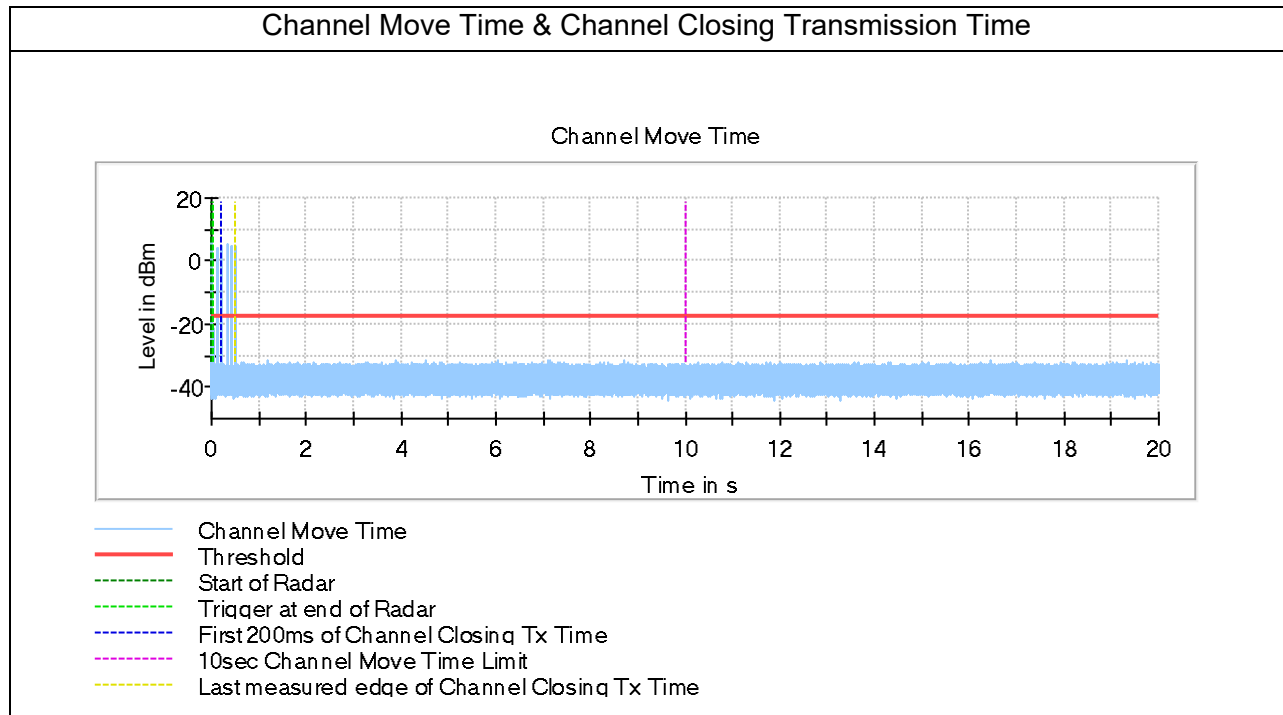
Note: All antennas and test modes have been tested, only the worst data record in the report.

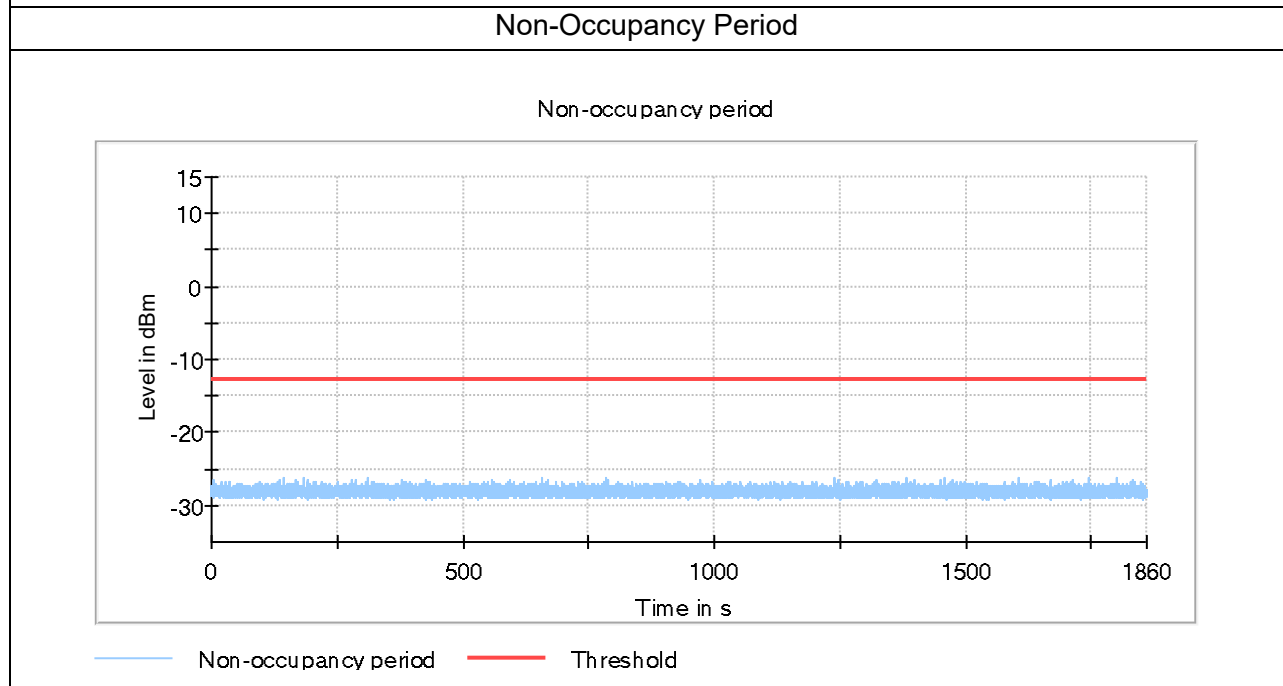
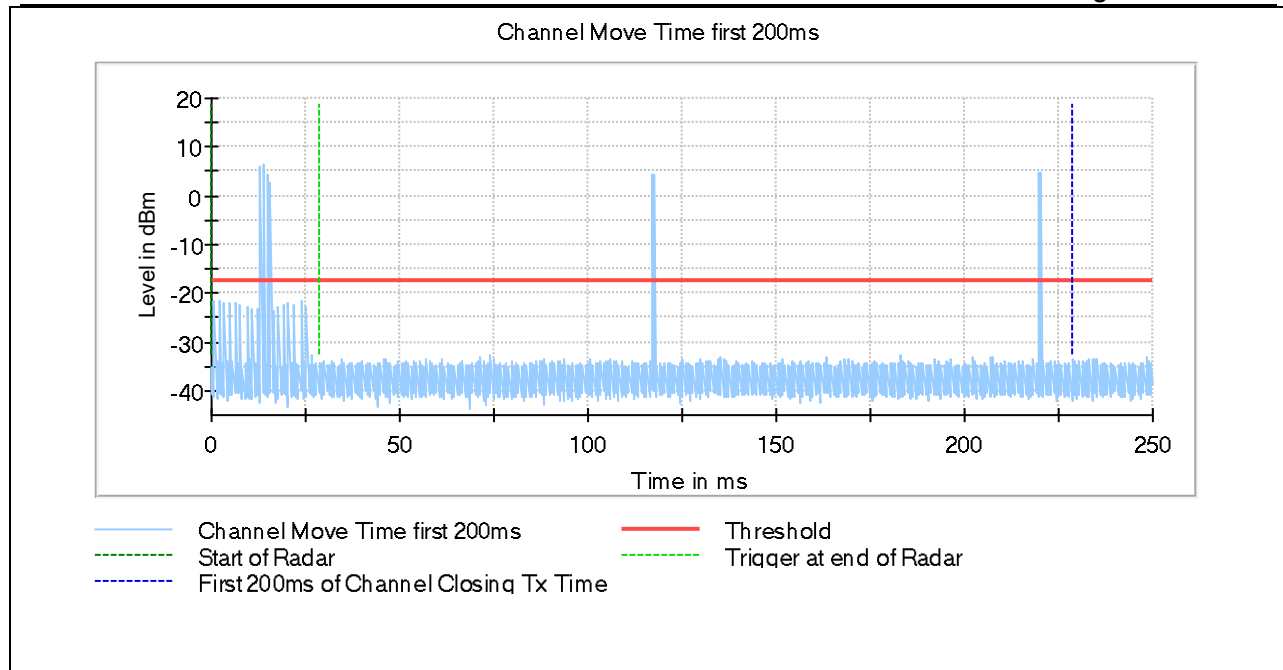
12.7. Appendix F DYNAMIC FREQUENCY SELECTION

802.11n HT40 Mode

BW/Channel	Test Item	Test Result	Limit	Results
40MHz / 5510MHz	Channel Move Time	0.499S	< 10 s	pass
	Channel Closing Transmission Time	0.0016S	200 milliseconds + an aggregate of 60 milliseconds over remaining 10 second period.	pass
	Non-Occupancy Period	Nothing appears	If the client moves with the master, the device is considered compliant if nothing appears in the client non-occupancy period test. For devices that shut down (rather than moving channels), no beacons should appear.	pass

Channel Move Time & Channel Closing Transmission Time





END OF REPORT