


## 13 Exhibit B - EUT Setup Photographs

### 13.1 Radiated Emission - below 1 GHz Front View




### 13.2 Radiated Emission - below 1 GHz Rear View




### 13.3 Radiated Emission - above 1 GHz Front View



### 13.4 Radiated Emission - above 1 GHz Rear View



### 13.5 AC Line Conducted Emission - Front View



### 13.6 AC Line Conducted Emission - Side View

