US 美版_OnePlus ChiliE_用户手册

出货区域：

加拿大、美国

语言：

英语-美式西班牙语-法语

技术要求：

尺寸：105×45mm
材质：封面：128g哑粉纸，正反面过哑油
　　内页：70g书写纸
颜色：单色
页数：XXP
装订方式：骑订

日期（Date）	版本（Version）	变更（Update）
2023.12.19	V0.1	初版

印刷　标注　刀线

User Manual

ONEPLUS

封面

ODM厂商代码

Google Play and Google Wallet are trademarks of Google LLC.

The N-Mark is a trademark or registered trademark of NFC Forum, Inc. in the United States and in other countries.

This manual is published by OnePlus. OnePlus may correct any misprints, errors, and inaccuracies in the manual or improve its apps and devices at any time if circumstances necessitate such. Such changes will be applied in the later versions of this manual. All images in this manual are for reference only and may differ from the actual device and UI.

Some content may differ from your device depending on the region, service provider, or software version, and is subject to change without prior notice.

© 2024 OnePlus All Rights Reserved All rights reserved.

Made in China
XXXXXXXXXXXX　V01

ODM厂商代码

封底

English

Product Overview

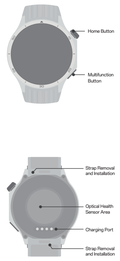

Buttons and Touch



1 FPS power on/off: Hold the crown for 1 second, then rotate it to the right.
Force restart: Rotate the crown and hold the home button simultaneously for 10 seconds.
Force restart: Rotate the crown and hold the home button simultaneously for 10 seconds.

1 2

Charging

Align and fit the watch's charging port with the metal contacts on the charging base until the battery level indication appears on the watch screen.

- Please use the charging base and USB-C charging cable provided with your OnePlus watch to charge.
- Watch VOOC flash charge: If the battery temperature is between 20–45°C (68–113°F) and the rated output of the adapter is 5 V ⎓ 2 A or higher, the watch supports VOOC flash charge.
- To avoid corrosion of metal contacts or any other undesirable effects caused by residual sweat, please ensure that the charging port is clean before charging your watch.
- To prolong the battery life, please charge your device promptly before the battery is completely depleted.
- If the device is stored for a long time, it should be recharged every 3 months to prevent permanent battery damage.
- Do not charge your device in a damp environment.

Connecting a watch

Download app

Search for the "OHealth" app in Google Play on your phone, download and install it. Pair and connect the watch to your phone via Bluetooth. Check the connection status, manage the watch face, and view the health information in the app.

Pair and connect a watch:

1. After the device is powered on, select the system language and view the device name as instructed.
2. Tap "Device > Add Device" in "OHealth" app, select the corresponding device, select the device name displayed on the watch, and follow the screen prompts to complete the connection.

- Only supports smartphones with Android 8.0 and above, which should support Bluetooth 4.2 and above. Currently not supported iOS and Android Go without devices are not supported.
- Before pairing, please ensure that the watch's battery level is above 50% and the phone's Bluetooth is enabled.
- During the pairing connection, please make sure that your phone's Bluetooth is enabled and the distance to the watch is within the effective connection range.

Data transmission via Bluetooth

When connected to the phone, the watch will instantly synchronize some data with the phone via Bluetooth, including contacts, call history, notification information, sports health data, and so on.

The data will not be synchronized if the connection is disconnected or Bluetooth is disabled.

NFC Description

This product is equipped with NFC chip and supports Google Wallet. You can open Google Wallet on your watch and follow the instructions to add bank cards and public transportation cards.

Notes on using the watch's NFC function:

(1) Complying with the standards of the "Catalog and Technical Requirements for Micro-Power Short-range Radio Transmitting Devices" for general-purpose micropower devices, Class C devices, with an antenna type of coil. NFC can be used in the state of the watch being unlocked, enter the app list, and tap "Settings > Connection > NFC".

(2) It shall be no unauthorized changes in the scene of use or conditions of use, expansion of the range of transmitting frequencies, increase in transmitting power (including additional installation of RF power amplifiers), or unauthorized changes in the technical indicators.

(3) It shall not cause harmful interference to other lawful radio stations (stations), nor shall it request protection from harmful interference.

(4) It shall withstand interference from industrial, scientific, medical, and other equipment that radiate RF energy or other legitimate radio station (stations) interference.

(5) If harmful interference is caused to other legitimate radio stations (stations), the use shall be stopped immediately, and measures shall be taken to eliminate the interference before continued use.

(6) The use of micropower equipment in aircraft and in the protection zone of civilian airport and the protection zone of radio astronomy stations, meteorological radar stations, satellite earth stations (including meteorological satellite earth stations, navigation and navigation stations) and other military and civilian radio stations and airports designated in accordance with laws, regulations, state regulations, and standards shall comply with the relevant laws, regulations and standards and the provisions of the competent authorities in respect of the relevant industries.

(7) It shall not be used in the types of model remote controls within a radius of 5000 meters from the center of the airport runway.

(8) Please use the device within the temperature range of 0-35°C (32°F-95°F). Battery voltage: 3.85 V.

Some features or Google Wallet are only available in certain countries or regions and in certain devices.

Packing list

Watch body × 1

Performance Parameters

Product name: Smart Watch

Model: OPW38231

Dimension:
45.9mm (including lugs)*45.6mm*11.75mm
(excluding bosses and raised parts of decorative parts)

Display screen: 1.50 inches

Battery type: rechargeable lithium-ion battery packs

Battery capacity: 631 mAh

Input: 5 V ⎓ 2 A

IP rating: 5 ATM

Software version:
Go to watch "Settings > Other > About watch" to view

Sensor: Acceleration sensor + gyroscope sensor + barometric pressure sensor + ambient light sensor + optical pulse oximeter sensor + ECG sensor + wrist temperature sensor + geomagnetic sensor + ambient light sensor + air pressure sensor

Bluetooth: BT5.2

Wi-Fi: Wi-Fi 5G / 2.4G, 802.11 a/b/g/n

Satellite location: Beidou, GPS, Galileo, GLONASS, QZSS

SAR

FCC/ISED SAR
Limits (SAR): 1.6 W/kg
Limit (Head SAR): 2.35 W/kg (Head SAR limit is also applicable on the front of face SAR)

1. Ensure that all SAR tests for the face approaching scene have been carried out at a distance of 1 cm from the front of the device, and the SAR value of the face approaching scene has been confirmed to comply with the RF exposure guidelines during the face approaching use, the device should be positioned at least 1 cm from the face.
2. The SAR values above are the highest values reported for this device.

Safety instructions

Read all information before using the device to ensure safe and proper use.

- This smart watch is suitable for working in an environment with 5–35°C (41–95°F) RH. Temperatures for storage should be between -10°C (14°F) and 50°C (122°F). Excessively high or low temperatures may cause the smart watch or reduce the battery's lifespan.
- When charging, please keep the device in a well-ventilated area. Please charge the smart watch in an environment between 5°C (41°F) and 35°C (95 °F). If the battery temperature is below 20°C (68°F), it may not be able to enter the flash charging mode when the temperature is below 20°C (68°F) or over 45°C (113°F).
- The adapter, as the disconnected device from the mains, shall be installed near the device and easily accessible.
- Use manufacturer-approved chargers, data cables, batteries, and other accessories to avoid fire, electric shock, fire, explosion or other hazards.
- Back cover can't be removed.
- Do not place the device or battery directly in sunlight, near/inside sources of heat or in a low air pressure area, which may lead to an explosion or battery leakage.
- To prevent damage to your device's parts or internal circuitry, do not use it in dusty, damp, or dirty environments or near magnetic fields.
- Power off your device in any area with a potentially explosive atmosphere, or blasting areas/near blasting caps and comply with all signs and instructions.
- Power off your device in an area where wireless devices are prohibited, or when it may cause danger.
- Use caution when on your pace while walking.
- Do not leave your (apparel) to be battery exposed directly/exposed to sunlight, heat, or fire. Do not place your (apparel) in a microwave oven, dryer, or high pressure container. Improper use of (apparel) may cause battery leakage, overheating, explosion or fire.
- Do not use your device in the rain.
- Observe all safety instructions for any places, especially in hospitals/health care facilities, service stations, schools, professional garages and in an airplane.
- Some people may experience skin irritation if they are allergic to certain substances. If you notice any signs of skin redness or swelling, please discontinue use and consult a physician.
- Persons with pacemaker implants (pacemakers, insulin pumps, neurostimulators, etc.) are recommended to place the device 15 cm away from the implant or on the opposite side of the implant.
- Do not use your device and adhere to all safety warnings/regulations regarding mobile device usage in a car.
- Pregnant women should keep the mobile device away from their abdomen and teenagers should keep the mobile device away from their lower abdomen.
- Your device supports water and dust resistance. However, it may not be able to enter the water and dust resistance of your device. Failure to do so may result in damage to your device.
- Water and dust resistance capabilities are not permanent conditions and resistance might decrease as a result of normal wear. Do not charge your device in wet conditions.
- Do not use your device while diving into the water, playing watersports or moving in fast-flowing water. It is also not suitable for water-related activities/conditions, such as for swimming pools or beaches. Some features such as the touchscreen may not work properly if the device is used in water.
- To prevent hearing damage by high sound pressure, do not listen to high volume levels for long periods.
- Listening to a portable device at high volume may damage the user's ears and cause auditory disorders (temporary or permanent deafness, buzzing in the ears, etc.). It is recommended that the user adjust the volume to a comfortable level and avoid prolonged use of headphones or other audio apparel.
- If you notice any abnormal phenomena, please discontinue use immediately and contact the OnePlus Service Center.
- The battery can be charged and discharged hundreds of times at least, but it will eventually wear out.
- Do not charge the battery over 12 hours.
- Do not replace, disassemble, modify, mechanically crush or cut the battery, as it may cause battery leakage, overheating, explosion or fire.
- Do not puncture the battery.
- Observe all safety instructions for any places, especially in hospitals/health care facilities, service stations, schools, professional garages and in an airplane.
- Some people may experience skin irritation if they are allergic to certain substances. If you notice any signs

English

- To better understand how we protect your personal information please see the privacy policy at OnePlus.

FCC Regulatory Conformance

FCC Statement

This device complies with part 15 of the FCC rules. Operation is subject to the following two conditions:
(1) This device may not cause harmful interference; and
(2) This device must accept any interference received, including interference that may cause undesired operation.

NOTE: The manufacturer is not responsible for any radio or TV interference caused by unauthorized modifications to this equipment. Such modifications or changes could void the user's authority to operate the equipment.

This device has been tested and found to comply with the limits for a Class B digital device, pursuant to part 15 of the FCC Rules. These limits are designed to provide reasonable protection against harmful to part interference in a residential installation. This equipment generates uses and can radiate radio frequency energy and, if not installed and used in accordance with the instructions, may cause harmful interference to radio communications.

However, there is no guarantee that interference will not occur in a particular installation. If the equipment does cause harmful interference to radio or television reception, which can be determined by turning the equipment off and on, the user is encouraged to try to correct the interference by one or more of the following measures:
- Reorient or relocate the receiving antenna.
- Increase the separation between the equipment and receiver.
- Connect the equipment into an outlet on a circuit different from that to which the receiver is connected.
- Consult the dealer or an experienced radio/TV technician for help.

FCC Caution

- Any changes or modifications not expressly approved by the party responsible for compliance could void the user's authority to operate the equipment.
- The antenna(s) used for this transmitter must not be co-located or operate in conjunction with any other antenna or transmitter.
- The country code selection is for non-US model only and is

English

not available for all US models. Per FCC regulation, all Wi-Fi products marketed in US must be fixed to US operation channels only.

RF Exposure Information (SAR)

This product complies with general public RF exposure guidelines. Front of face SAR tested is 1.06W/kg, and Limbs SAR limit is 4.0W/kg. And please see the "User Manual" to find the highest SAR value.

In the human exposure compliance assessment, Front of face SAR tested for the face approaching scene has been carried out at a distance of 1 cm from the front of the device, and limbs SAR test of the wrist-worn scene has been carried out under the condition of direct contact with the back of the device. To comply with RF exposure guidelines during the face approaching use, the device should be positioned at least 1 cm from the face.

If you are using medical or similar devices such as cardiac pacemakers, hearing aids, cochlear implants, etc., please use this product according to the instructions of your doctor.

If you are using medical or similar devices such as cardiac pacemakers, hearing aids, cochlear implants, etc., please use this product according to the

English

information or the use of respective codes where required by the technology. The device for operation in the band 5150-5250(MHz) is only for indoor use to reduce the potential for harmful interference to co-channel mobile satellite systems.

RLAN devices

Devices shall not be used for control of or communications with unmanned aircraft systems.

RF Exposure Information (SAR)

This product complies with general public RF exposure guidelines. Front of face SAR tested is 1.06W/kg, and Limbs SAR limit is 4.0W/kg. And please see the "User Manual" to find the highest SAR value.

In the human exposure compliance assessment, Front of face SAR tested for the face approaching scene has been carried out at a distance of 1 cm from the front of the device, and limbs SAR test of the wrist-worn scene has been carried out under the condition of direct contact with the back of the device. To comply with RF exposure guidelines during the face approaching use, the device should be positioned at least 1 cm from the face.

If you are using medical or similar devices such as cardiac pacemakers, hearing aids, cochlear implants, etc., please use this product according to the instructions of your doctor.

ISED Regulatory Conformance

ISED Statement

This device contains licence-exempt transmitter(s)/receiver(s) that comply with Innovation, Science and Economic Development Canada's licence-exempt RSS(s).

Operation is subject to the following two conditions:
(1) This device may not cause interference;
(2) This device must accept any interference, including interference that may cause undesired operation of the device.

This device complies with the Canadian ICES-003 Class B specifications.
CAN ICES-003(B)/ NMB-003(B).

This equipment complies with IC RSS - 102 radiation exposure limits set forth for an uncontrolled environment.

Restrictions in 5GHz band

The device could automatically discontinue transmission in case of absence of information to transmit, or operational failure. Note that this is not intended to prohibit transmission of control or signaling

English

information or data needed for proper execution of the device operation. Equipment for operation in the band 5150-5250(MHz) is only for indoor use to reduce the potential for harmful interference to co-channel mobile satellite systems.

RF Exposure Information (SAR)

This product complies with general public RF exposure guidelines. Front of face SAR tested is 1.06W/kg, and Limbs SAR limit is 4.0W/kg. And please see the "User Manual" to find the highest SAR value.

In the human exposure compliance assessment, Front of face SAR tested for the face approaching scene has been carried out at a distance of 1 cm from the front of the device, and limbs SAR test of the wrist-worn scene has been carried out under the condition of direct contact with the back of the device. To comply with RF exposure guidelines during the face approaching use, the device should be positioned at least 1 cm from the face.

If you are using medical or similar devices such as cardiac pacemakers, hearing aids, cochlear implants, etc., please use this product according to the instructions of your doctor.

Statement

and OnePlus are trademarks or registered trademarks of OnePlus Technology (Shenzhen) Co., Ltd.

The Bluetooth® word mark and logos are registered trademarks owned by Bluetooth SIG,Inc. and any use of such marks by OnePlus is under license.

Other trademarks and trade names are the property of their respective owners.

Copyright © 2024 OnePlus Technology (Shenzhen) Co., Ltd. All rights reserved.

This manual is for informational purposes only and does not constitute a commitment of any kind.

Company Information
OnePlus Technology (Shen)Zhen) Co., Ltd.
Address: 18/2GE, 18/2GL, 18/2HL and 18/2GS, Shum Yip Tera Building, Binhe Avenue North, Futian District, ShenZhen, GuangDong, PR. China.

Service and Support

Please contact OnePlus Customer Support to request a return at oneplus.com/support.

For user manuals, please visit
https://service.oneplus.com/global/user-manual.

OnePlus Device Warranty Information

OnePlus devices purchased on oneplus.com or authorized sales channels come with a limited warranty. The warranty period is one year from the date of original country or region of purchase and is only redeemable within the original country or region. Unless otherwise specified, this warranty covers the hardware components of the product as originally supplied and does not cover software, accessories, consumable items, or accessories, even if packaged or sold together with the product. The limited warranty only covers functional defects of product caused by workmanship or build materials. For more details, please contact OnePlus Customer Support by visiting oneplus.com/support.

The Limited Warranty Does Not Cover

1. Defects or damage resulting from accidents, neglect, misuse, or abnormal use; abnormal conditions or improper storage; exposure to liquid, moisture or corrosion; or any other external physical, electrical or electromechanical stress.
2. Scratches, dents and cosmetic damage, unless caused by OnePlus.
3. Defects or damage resulting from excessive force or use of metallic objects on the touch screen.
4. Devices that have the serial number or the IMEI number altered, defaced, damaged, altered or made illegible.
5. Ordinary wear and tear.
6. Defects or damage resulting from the use of the product in conjunction or connection with accessories or other peripheral or ancillary equipment not furnished or approved by OnePlus.
7. Any physical feature defects or damage resulting from improper testing, operation, maintenance, installation, service, or adjustment not furnished or approved by OnePlus.
8. Defects or damage resulting from external causes such as collision with an object, fire, flooding, dirt, sand, weeping or spilled food or liquid, or weather conditions, theft, blown fuse, or improper use of any electrical source.
9. Defects or damage resulting from cellular signal reception or transmission, or viruses and 3rd party software problems introduced into the product.
10. Free warranty replacements and repairs are only valid for the products purchased in market. Please contact OnePlus Customer Support for more details.

Note: The above warranty is only valid for the products placed on market in this country or region.

English

Statement

and OnePlus are trademarks or registered trademarks of OnePlus Technology (Shenzhen) Co., Ltd.

The Bluetooth® word mark and logos are registered trademarks owned by Bluetooth SIG,Inc. and any use of such marks by OnePlus is under license.

Other trademarks and trade names are the property of their respective owners.

Copyright © 2024 OnePlus Technology (Shenzhen) Co., Ltd. All rights reserved.

This manual is for informational purposes only and does not constitute a commitment of any kind.

Company Information
OnePlus Technology (Shen)Zhen) Co., Ltd.
Address: 18/2GE, 18/2GL, 18/2HL and 18/2GS, Shum Yip Tera Building, Binhe Avenue North, Futian District, ShenZhen, GuangDong, PR. China.

Service and Support

Please contact OnePlus Customer Support to request a return at oneplus.com/support.

For user manuals, please visit
https://service.oneplus.com/global/user-manual.

OnePlus Device Warranty Information

OnePlus devices purchased on oneplus.com or authorized sales channels come with a limited warranty. The warranty period is one year from the date of original country or region of purchase and is only redeemable within the original country or region. Unless otherwise specified, this warranty covers the hardware components of the product as originally supplied and does not cover software, accessories, consumable items, or accessories, even if packaged or sold together with the product. The limited warranty only covers functional defects of product caused by workmanship or build materials. For more details, please contact OnePlus Customer Support by visiting oneplus.com/support.

The Limited Warranty Does Not Cover

1. Defects or damage resulting from accidents, neglect, misuse, or abnormal use; abnormal conditions or improper storage; exposure to liquid, moisture or corrosion; or any other external physical, electrical or electromechanical stress.
2. Scratches, dents and cosmetic damage, unless caused by OnePlus.
3. Defects or damage resulting from excessive force or use of metallic objects on the touch screen.
4. Devices that have the serial number or the IMEI number altered, defaced, damaged, altered or made illegible.
5. Ordinary wear and tear.
6. Defects or damage resulting from the use of the product in conjunction or connection with accessories or other peripheral or ancillary equipment not furnished or approved by OnePlus.
7. Any physical feature defects or damage resulting from improper testing, operation, maintenance, installation, service, or adjustment not furnished or approved by OnePlus.
8. Defects or damage resulting from external causes such as collision with an object, fire, flooding, dirt, sand, weeping or spilled food or liquid, or weather conditions, theft, blown fuse, or improper use of any electrical source.
9. Defects or damage resulting from cellular signal reception or transmission, or viruses and 3rd party software problems introduced into the product.
10. Free warranty replacements and repairs are only valid for the products purchased in market. Please contact OnePlus Customer Support for more details.

Note: The above warranty is only valid for the products placed on market in this country or region.

Español

Descripción del producto



Botones y pantalla táctil

El tiempo en el encendido/apagado de la pantalla de reposo: 5 segundos, cargar el dispositivo e intentarlo nuevamente.
Forzar el reinicio: Mantenga presionado el botón multifunción simultáneamente durante 10 segundos. Forzar reinicio.

13 14

Cómo conectar un reloj

Descargar aplicación:

Buscar el reloj "OHealth" en Google Play junto a su teléfono, descárgalo e instálalo. Empareje y conectar el reloj con el teléfono a través de Bluetooth. Ver el estado de la conexión, administrar la esfera del reloj y ver la información de salud en la aplicación.

Emparejar y conectar un reloj:

1. Después de encender el dispositivo, selecciona el idioma del sistema y ver el nombre del dispositivo según las indicaciones.
2. Pulse "Dispositivo > Agregar dispositivo" en la aplicación "OHealth", seleccione el dispositivo correspondiente, seleccione el nombre del dispositivo que aparece en el reloj y siga las instrucciones en pantalla para completar el emparejamiento.

- Solo es compatible con teléfonos inteligentes con Android 8.0 y superior, que deben admitir Bluetooth 4.2 y superior. Actualmente no se admite iOS y Android Go sin dispositivos son compatibles.
- Antes de emparejar, asegúrese de que el nivel de batería del reloj sea superior al 50% y que la función Bluetooth del teléfono esté activada.
- Durante la conexión de emparejamiento, asegúrese de que el Bluetooth de su teléfono esté habilitado y que la distancia al reloj sea inferior a la distancia efectiva de conexión.

Transmisión de datos a través de Bluetooth

Cuando se conecte al teléfono, el reloj sincronizará instantáneamente algunos datos con el teléfono a través de Bluetooth, incluidos los contactos, el historial de llamadas, la información de las notificaciones, los datos de salud deportiva, etc.

Los datos no se sincronizarán si la conexión se pierde o el Bluetooth está desactivado.

Descripción de NFC

Este producto está equipado con un chip NFC y es compatible con Google Wallet. Puede abrir Google Wallet en su reloj y seguir las instrucciones para agregar tarjetas bancarias y tarjetas de transporte públicas.

Notas sobre el uso de la función NFC del reloj:

(1) De delta cumplir con los requisitos del "Requisitos técnicos y de catálogo para dispositivos transmisores de radio de alcance corto de potencia micro para dispositivos de microfrecuencia de uso general", dispositivos Clase C, con antena tipo espiral. La función NFC puede usarse en el reloj desbloqueado, entrar en la aplicación lista para ingresar a la lista de aplicaciones y pulse "Configuración > Conexión > NFC".

(2) No se podrá hacer ningún cambio, salvo cambios autorizados en la escena de uso o las condiciones de uso, ampliar el rango de frecuencia de transmisión, aumentar la potencia de transmisión (incluida la instalación adicional de amplificadores de potencia de RF) o cambiar los indicadores técnicos autorizados en la ambos de transmisión.

(3) El dispositivo no podrá causar interferencias perjudiciales a otras estaciones de radio legítimas (estaciones), ni solicitar ser protegido contra interferencias perjudiciales.

(4) Debe soportar la interferencia de dispositivos de radiofrecuencia industriales, científicos y médicos Industrial, Scientific, and Medical, ISM) que irradian energía de radiofrecuencia o otras estaciones de radio legítimas (estaciones).

(5) En caso de interferencia dañina a otras estaciones de radio legítimas (estaciones), se suspenderá el uso inmediatamente y se tomarán medidas para eliminar la interferencia antes de continuar el uso.

(6) Los equipos de micropotencia en aeronaves y en las áreas de protección ambiental electromagnética de aeropuertos civiles y las áreas de protección de radiometría, estaciones meteorológicas de satélites (incluidas estaciones de medición y control, de satélites meteorológicos, estaciones de navegación y estaciones de radio militares y civiles y aeropuertos designados de conformidad con las leyes, los reglamentos, las normas estatales y estándares deben cumplir con las normas de protección ambiental electromagnética y las disposiciones de las autoridades competentes con respecto a las industrias relevantes.

(7) Está prohibido utilizar cualquier tipo de modelos de control remoto dentro de un radio de 5000 metros del centro de la pista de aterrizaje.

(8) Utilice el dispositivo dentro del rango de temperatura de 0°C-35°C (32°F-95°F). Voltaje de la batería: 3.85 V.

Algunas funciones de Google Wallet solo están disponibles en ciertos países o regiones y en ciertos dispositivos.

Lista de embalaje

Cuerpo del reloj × 1

Parámetros de rendimiento

Nombre del producto: reloj inteligente

Modelo: OPW38231

Dimensión:
32.8 mm (incluidas las orejetas)*46.6 mm*11.75 mm
(excluidos los resaltes y los partes elevadas de las partes decorativas)

Pantalla de visualización: 1.50 pulgadas

Tipo de batería: baterías recargables de iones de litio

Capacidad de batería: 631 mAh

Entrada: 5 V ⎓ 2 A

Clasificación IP: 5 ATM

Versión del software:
Vaya a "Configuración > Otros > Acerca del reloj" para consultarlo.

Sensores: Sensor de aceleración + sensor giroscopio + sensor óptico de frecuencia cardíaca de 8 canales + sensor de pulsioximetría + sensor ECG + sensor de temp. de la muñeca + sensor geomagnético + ambiente + sensor de luz ambiental + sensor de presión del aire

Bluetooth: BT5.2

Wi-Fi: Wi-Fi 5 GHz / 2.4 G, 802.11 a/b/g/n

Localización por satélite: Beidou, GPS, Galileo, GLONASS, QZSS

SAR

DAS de la FCC/ISED
DAS para las manetas: 0.91 W/kg
DAS para la cara: 1.06 W/kg (Límite de DAS para la cara superior en la cara)

1. La tasa DAS para la cara de la cara de la cara de