Mode	210	
	Band Edge - R	
	U-NII-2A_5.25-5.35_802.11n HT40_CH62_5310MHz	
ANT	SISO 15	
Pol.	Vertical	Fundamental
Peak	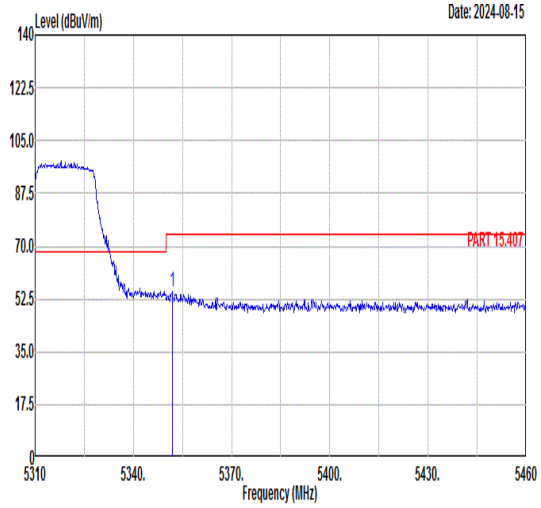 Freq Level Limit Line Margin Read Level Ant Factor Cable Loss Preamp Factor APos TPos Remark MHz dBuV/m dBuV/m dB dBuV dB/m dB dB cm deg 1 5351.85 54.84 74.00 -19.16 42.11 35.99 9.37 32.63 100 29 PEAK	Blank
Avg	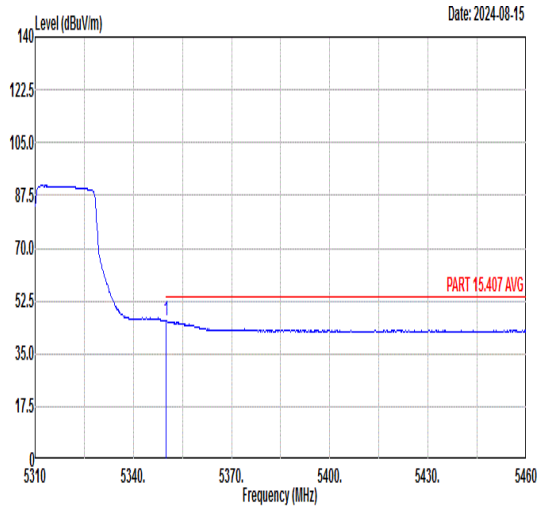 Freq Level Limit Line Margin Read Level Ant Factor Cable Loss Preamp Factor APos TPos Remark MHz dBuV/m dBuV/m dB dBuV dB/m dB dB cm deg 1 5350.05 45.90 54.00 -8.10 33.17 35.99 9.37 32.63 100 29 AVERAGE	Blank

Mode	210	
	Harmonic	
	U-NII-2A_5.25-5.35_802.11n HT40_CH62_5310MHz	
ANT	SISO 15	
Pol.	Horizontal	Vertical
Peak Avg	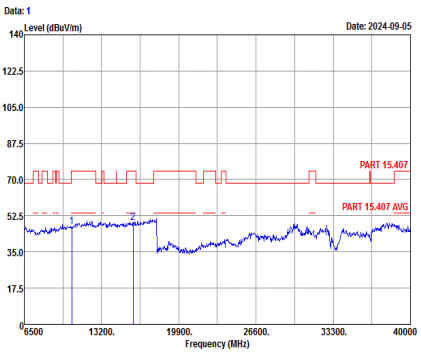 Freq Level Over Limit Limit Line ReadAntenna Level Factor Cable Loss Preamp Factor A/Pos T/Pos Remark MHz dBuV/m dB dBuV/m dBuV dB/m dB dB cm deg 1 10620.00 47.06 -26.94 74.00 59.84 38.52 12.26 63.56 126 248 Peak 2 * 15930.00 49.09 -24.91 74.00 56.89 41.56 14.76 64.12 --- --- Peak	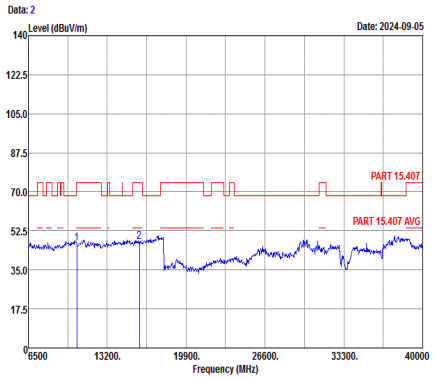 Freq Level Over Limit Limit Line ReadAntenna Level Factor Cable Loss Preamp Factor A/Pos T/Pos Remark MHz dBuV/m dB dBuV/m dBuV dB/m dB dB cm deg 1 10620.00 46.62 -27.38 74.00 59.40 38.52 12.26 63.56 150 220 Peak 2 * 15930.00 47.47 -26.53 74.00 55.27 41.56 14.76 64.12 120 149 Peak

Mode	211	
	Band Edge - L	
	U-NII-2C_5.47-5.725_802.11n HT40_CH102_5510MHz	
ANT	SISO 15	
Pol.	Horizontal	Fundamental
Peak	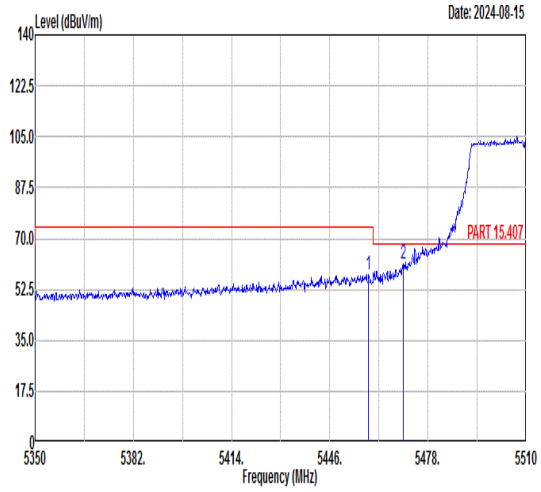 Freq Level Limit Line Margin Read Level Ant Factor Cable Loss Preamp Factor APos TPos Remark MHz dBuV/m dBuV/m dB dBuV dB/m dB dB cm deg 1 5458.64 57.57 74.00 -16.43 44.57 35.92 9.69 32.61 207 36 PEAK 2 5469.84 61.02 68.30 -7.28 48.02 35.92 9.69 32.61 207 36 PEAK	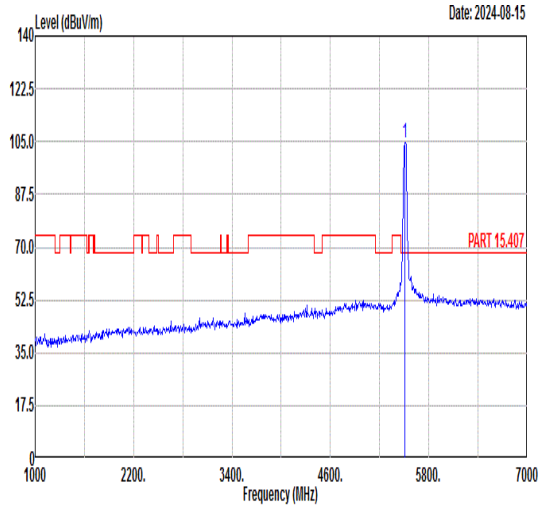 Freq Level Limit Line Margin Read Level Ant Factor Cable Loss Preamp Factor APos TPos Remark MHz dBuV/m dBuV/m dB dBuV dB/m dB dB cm deg 1 5510.00 104.81 ------ ------ 91.78 35.92 9.71 32.60 207 36 PEAK
Avg	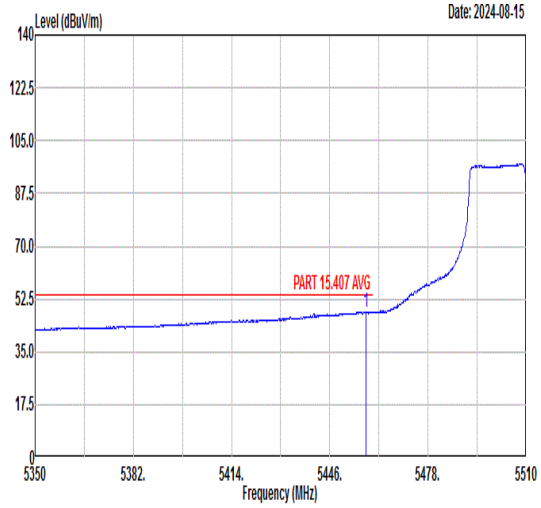 Freq Level Limit Line Margin Read Level Ant Factor Cable Loss Preamp Factor APos TPos Remark MHz dBuV/m dBuV/m dB dBuV dB/m dB dB cm deg 1 5457.68 48.32 54.00 -5.68 35.31 35.93 9.69 32.61 207 36 AVERAGE	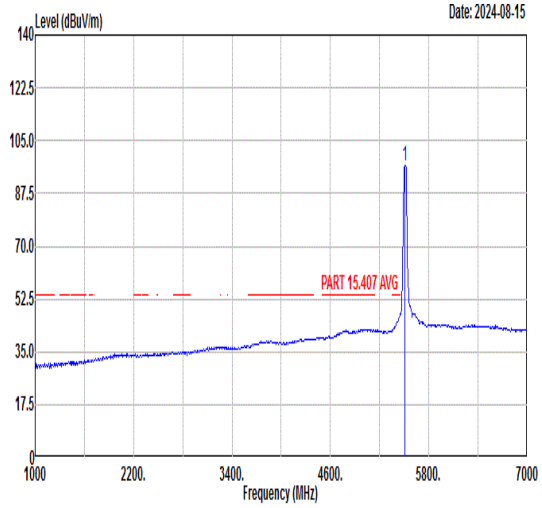 Freq Level Limit Line Margin Read Level Ant Factor Cable Loss Preamp Factor APos TPos Remark MHz dBuV/m dBuV/m dB dBuV dB/m dB dB cm deg 1 5510.00 96.89 ------ ------ 83.86 35.92 9.71 32.60 207 36 AVERAGE

Mode	211	
	Band Edge - R	
	U-NII-2C_5.47-5.725_802.11n HT40_CH102_5510MHz	
ANT	SISO 15	
Pol.	Horizontal	Fundamental
Peak	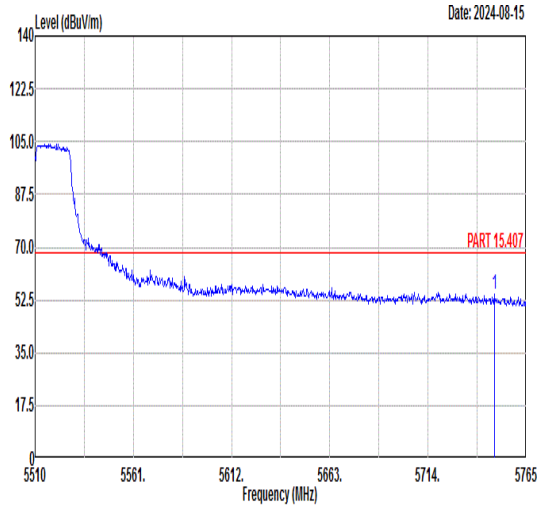 Freq Level Limit Line Margin Read Level Ant Factor Cable Loss Preamp Factor APos TPos Remark MHz dBuV/m dBuV/m dB dBuV dB/m dB dB cm deg 1 5748.68 54.64 68.30 -13.66 41.02 36.25 10.07 32.70 207 36 PEAK	Blank

Mode	211	
	Band Edge - L	
	U-NII-2C_5.47-5.725_802.11n HT40_CH102_5510MHz	
ANT	SISO 15	
Pol.	Vertical	Fundamental
Peak	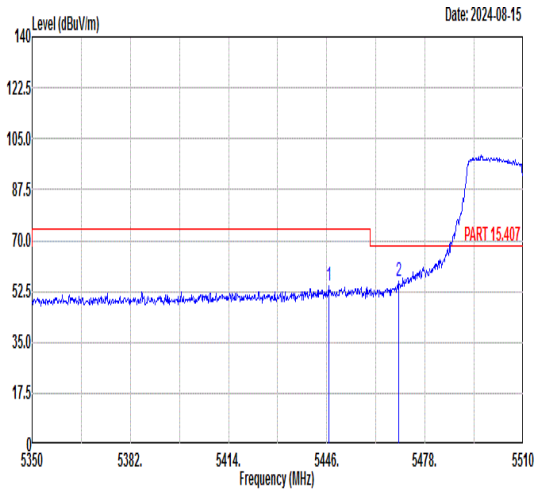 Freq Level Limit Line Margin Read Level Ant Factor Cable Loss Preamp Factor APos TPos Remark MHz dBuV/m dBuV/m dB dBuV dB/m dB dB cm deg 1 5446.64 54.33 74.00 -19.67 41.33 35.93 9.68 32.61 100 54 PEAK 2 5469.52 55.82 68.30 -12.48 42.82 35.92 9.69 32.61 100 54 PEAK	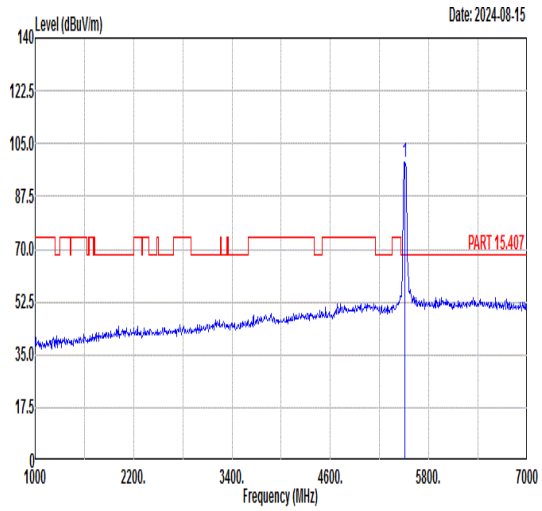 Freq Level Limit Line Margin Read Level Ant Factor Cable Loss Preamp Factor APos TPos Remark MHz dBuV/m dBuV/m dB dBuV dB/m dB dB cm deg 1 5510.00 98.92 ------ ------ 85.89 35.92 9.71 32.60 100 54 PEAK
Avg	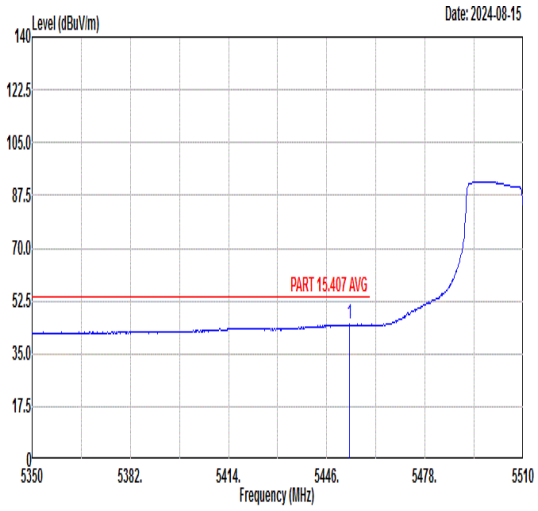 Freq Level Limit Line Margin Read Level Ant Factor Cable Loss Preamp Factor APos TPos Remark MHz dBuV/m dBuV/m dB dBuV dB/m dB dB cm deg 1 5453.36 44.70 54.00 -9.30 31.70 35.93 9.68 32.61 100 54 AVERAGE	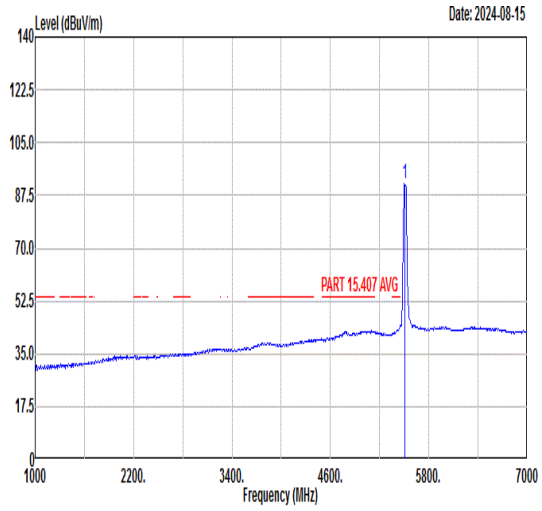 Freq Level Limit Line Margin Read Level Ant Factor Cable Loss Preamp Factor APos TPos Remark MHz dBuV/m dBuV/m dB dBuV dB/m dB dB cm deg 1 5510.00 91.63 ------ ------ 78.63 35.90 9.70 32.60 100 54 AVERAGE

Mode	211	
	Band Edge - R	
	U-NII-2C_5.47-5.725_802.11n HT40_CH102_5510MHz	
ANT	SISO 15	
Pol.	Vertical	Fundamental
Peak	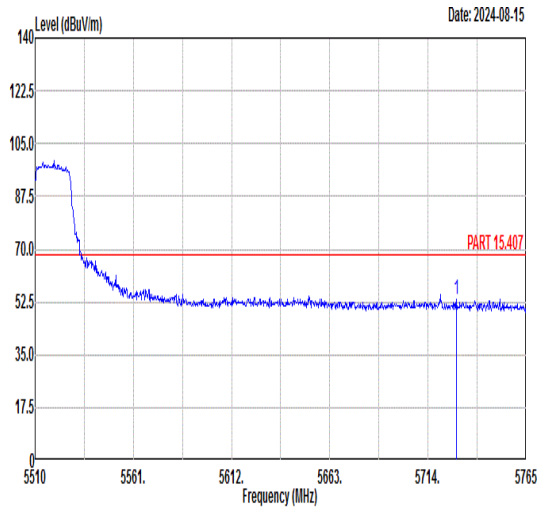 Freq Level Limit Line Margin Read Level Ant Factor Cable Loss Preamp Factor APos TPos Remark MHz dBuV/m dBuV/m dB dBuV dB/m dB dB cm deg 1 5728.79 53.33 68.30 -14.97 39.77 36.22 10.03 32.69 100 54 PEAK	Blank

Mode	212	
	Band Edge - L	
	U-NII-2C_5.47-5.725_802.11n HT40_CH134_5670MHz	
ANT	SISO 15	
Pol.	Horizontal	Fundamental
Peak	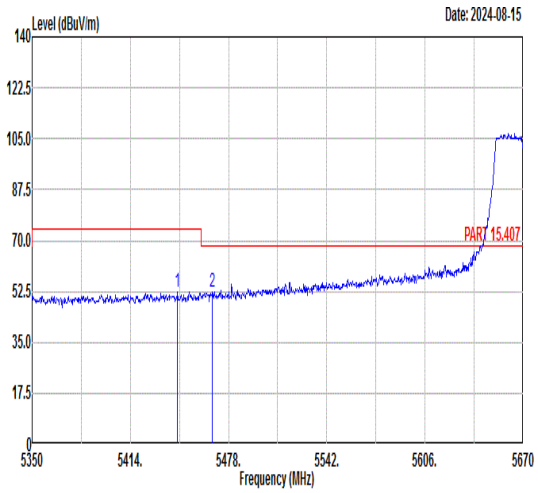 Freq Level Limit Line Margin Read Level Ant Factor Cable Loss Preamp Factor APos TPos Remark MHz dBuV/m dBuV/m dB dBuV dB/m dB dB cm deg 1 5444.72 52.19 74.00 -21.81 39.19 35.93 9.68 32.61 105 31 PEAK 2 5467.44 52.39 68.30 -15.91 39.39 35.92 9.69 32.61 105 31 PEAK	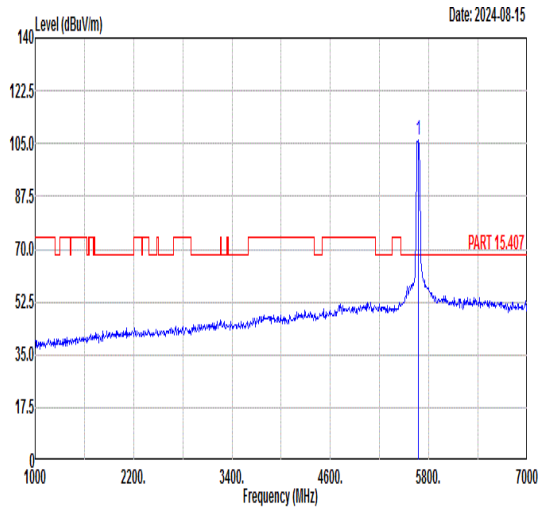 Freq Level Limit Line Margin Read Level Ant Factor Cable Loss Preamp Factor APos TPos Remark MHz dBuV/m dBuV/m dB dBuV dB/m dB dB cm deg 1 5670.00 106.09 ------ ------ 92.72 36.14 9.90 32.67 105 31 PEAK
Avg	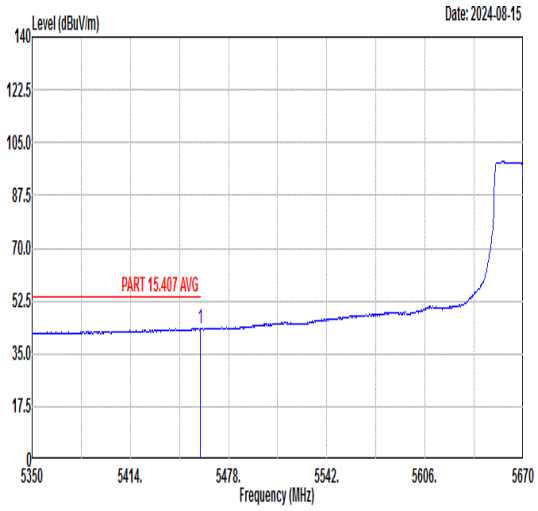 Freq Level Limit Line Margin Read Level Ant Factor Cable Loss Preamp Factor APos TPos Remark MHz dBuV/m dBuV/m dB dBuV dB/m dB dB cm deg 1 5459.76 43.33 54.00 -10.67 30.33 35.92 9.69 32.61 105 31 AVERAGE	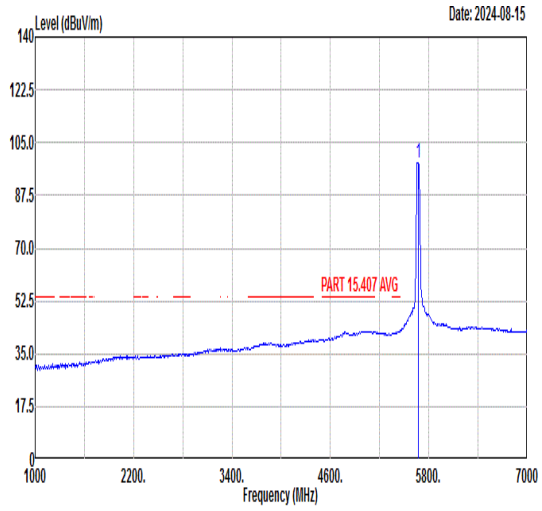 Freq Level Limit Line Margin Read Level Ant Factor Cable Loss Preamp Factor APos TPos Remark MHz dBuV/m dBuV/m dB dBuV dB/m dB dB cm deg 1 5670.00 98.49 ------ ------ 85.16 36.12 9.87 32.66 105 31 AVERAGE

Mode	212	
	Band Edge - R	
	U-NII-2C_5.47-5.725_802.11n HT40_CH134_5670MHz	
ANT	SISO 15	
Pol.	Horizontal	Fundamental
Peak	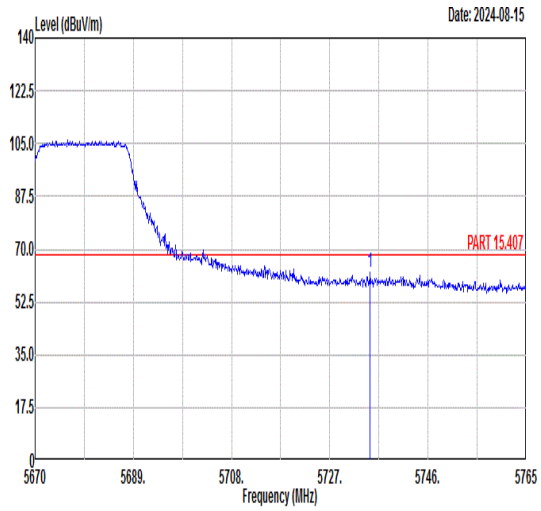 Freq Level Limit Line Margin Read Level Ant Factor Cable Loss Preamp Factor APos TPos Remark MHz dBuV/m dBuV/m dB dBuV dB/m dB dB cm deg 1 5734.79 62.15 68.30 -6.15 48.57 36.23 10.04 32.69 105 31 PEAK	Blank

Mode	212	
	Band Edge - L	
	U-NII-2C_5.47-5.725_802.11n HT40_CH134_5670MHz	
ANT	SISO 15	
Pol.	Vertical	Fundamental
Peak	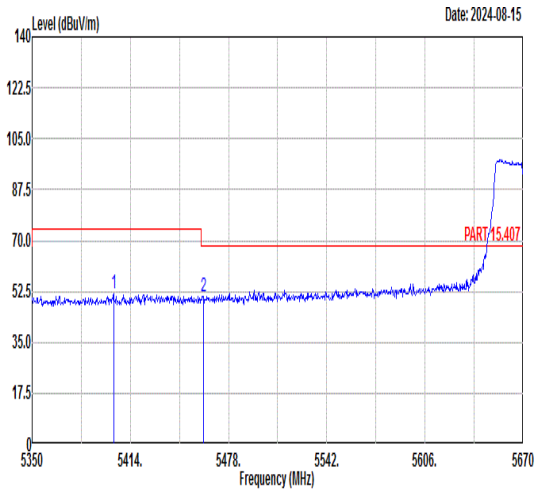 Freq Level Limit Line Margin Read Level Ant Factor Cable Loss Preamp Factor APos TPos Remark MHz dBuV/m dBuV/m dB dBuV dB/m dB dB cm deg 1 5403.12 51.58 74.00 -22.42 38.60 35.96 9.64 32.62 100 61 PEAK 2 5461.68 50.84 68.30 -17.46 37.84 35.92 9.69 32.61 100 61 PEAK	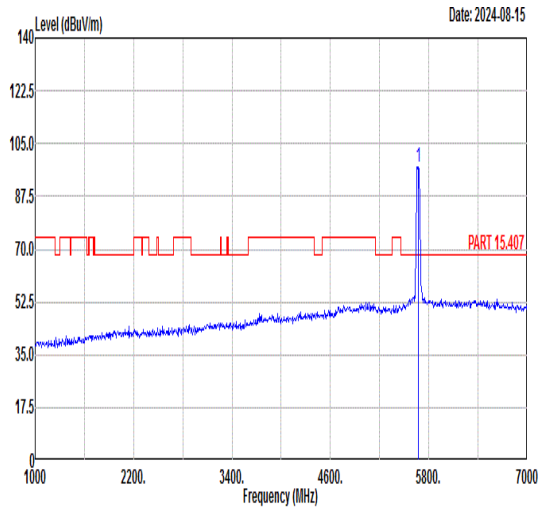 Freq Level Limit Line Margin Read Level Ant Factor Cable Loss Preamp Factor APos TPos Remark MHz dBuV/m dBuV/m dB dBuV dB/m dB dB cm deg 1 5670.00 97.43 ------ ------ 84.10 36.12 9.87 32.66 100 61 PEAK
Avg	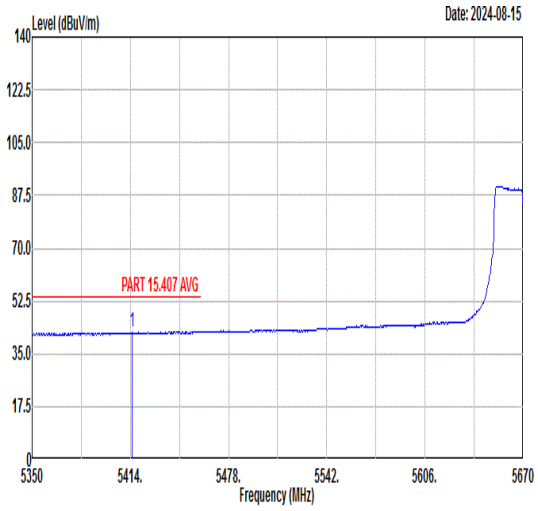 Freq Level Limit Line Margin Read Level Ant Factor Cable Loss Preamp Factor APos TPos Remark MHz dBuV/m dBuV/m dB dBuV dB/m dB dB cm deg 1 5415.28 42.31 54.00 -11.69 29.32 35.95 9.66 32.62 100 61 AVERAGE	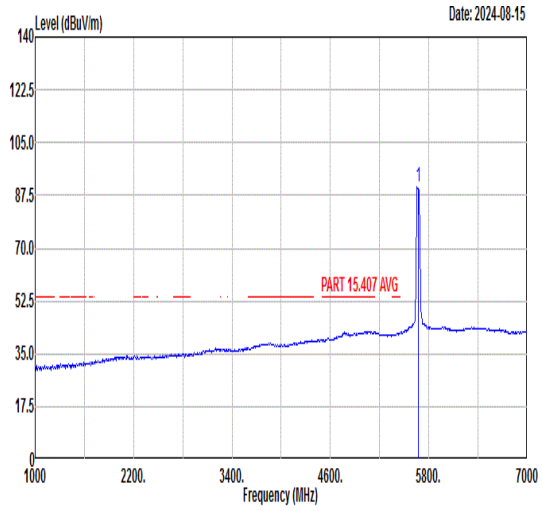 Freq Level Limit Line Margin Read Level Ant Factor Cable Loss Preamp Factor APos TPos Remark MHz dBuV/m dBuV/m dB dBuV dB/m dB dB cm deg 1 5670.00 90.24 ------ ------ 76.91 36.12 9.87 32.66 100 61 AVERAGE

Mode	212	
	Band Edge - R	
	U-NII-2C_5.47-5.725_802.11n HT40_CH134_5670MHz	
ANT	SISO 15	
Pol.	Vertical	Fundamental
Peak	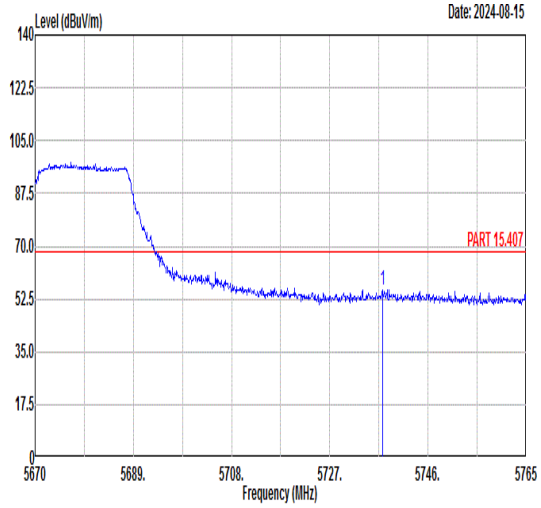 Freq Level Limit Line Margin Read Level Ant Factor Cable Loss Preamp Factor APos TPos Remark MHz dBuV/m dBuV/m dB dBuV dB/m dB dB cm deg 1 5737.17 55.41 68.30 -12.89 41.83 36.23 10.04 32.69 100 61 PEAK	Blank

Mode	213	
	Band Edge - L	
	U-NII-1_5.15-5.25_802.11ac VHT80_CH42_5210MHz	
ANT	SISO 15	
Pol.	Horizontal	Fundamental
Peak	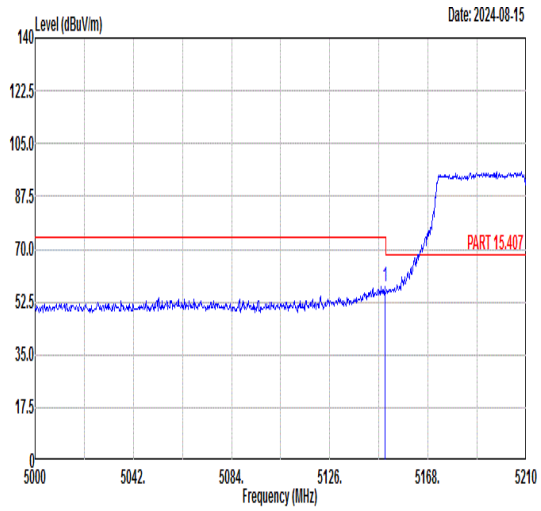 Freq Level Limit Line Margin Read Level Ant Factor Cable Loss Preamp Factor APos TPos Remark MHz dBuV/m dBuV/m dB dBuV dB/m dB dB cm deg 1 5149.52 57.50 74.00 -16.50 45.53 36.11 8.53 32.67 100 55 PEAK	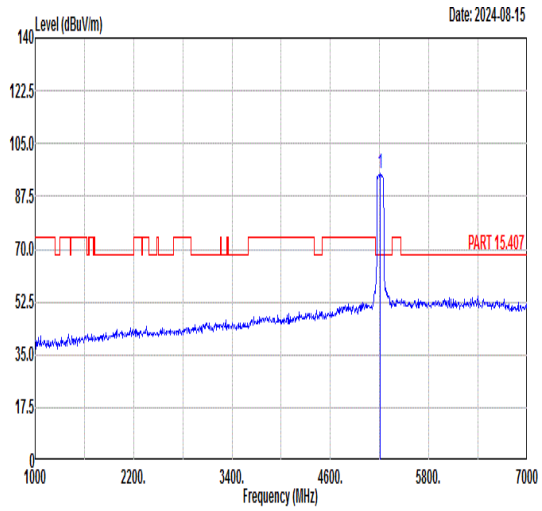 Freq Level Limit Line Margin Read Level Ant Factor Cable Loss Preamp Factor APos TPos Remark MHz dBuV/m dBuV/m dB dBuV dB/m dB dB cm deg 1 5210.00 94.96 ------ ------ 82.90 36.08 8.64 32.66 100 55 PEAK
Avg	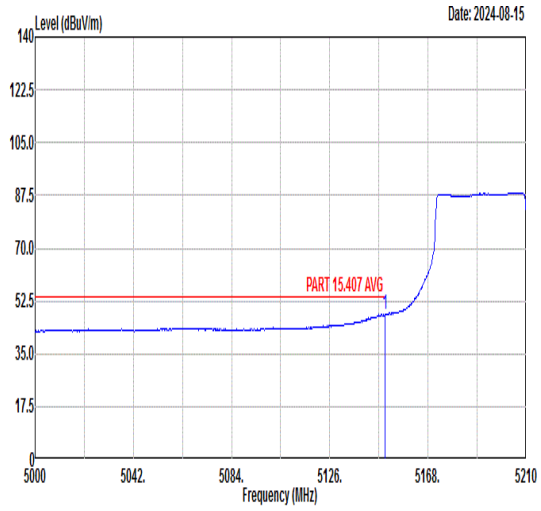 Freq Level Limit Line Margin Read Level Ant Factor Cable Loss Preamp Factor APos TPos Remark MHz dBuV/m dBuV/m dB dBuV dB/m dB dB cm deg 1 5149.73 48.19 54.00 -5.81 36.21 36.11 8.54 32.67 100 55 AVERAGE	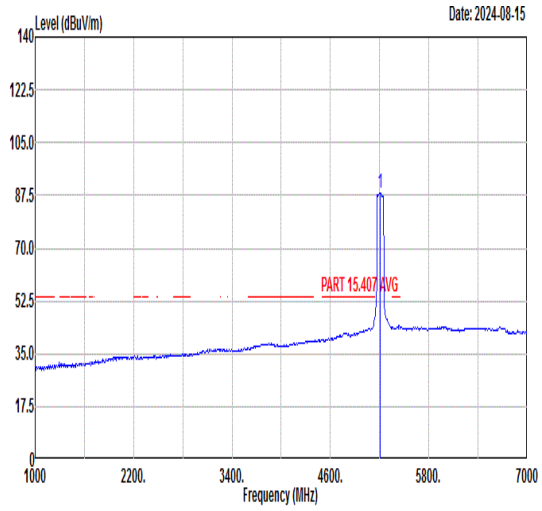 Freq Level Limit Line Margin Read Level Ant Factor Cable Loss Preamp Factor APos TPos Remark MHz dBuV/m dBuV/m dB dBuV dB/m dB dB cm deg 1 5210.00 88.43 ------ ------ 76.37 36.08 8.64 32.66 100 55 AVERAGE

Mode	213	
	Band Edge - R	
	U-NII-1_5.15-5.25_802.11ac VHT80_CH42_5210MHz	
ANT	SISO 15	
Pol.	Horizontal	Fundamental
Peak	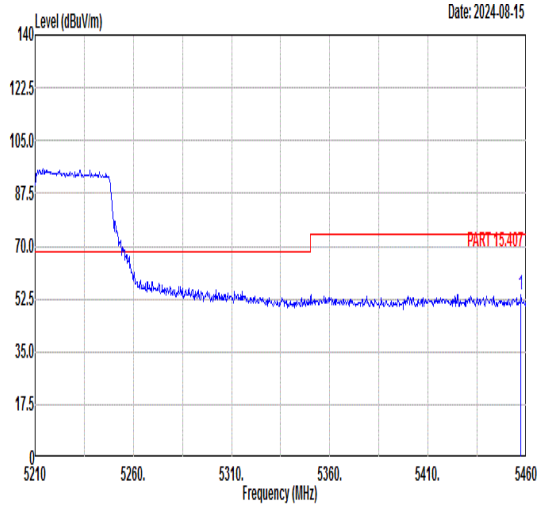 Freq Level Limit Line Margin Read Level Ant Factor Cable Loss Preamp Factor APos TPos Remark MHz dBuV/m dBuV/m dB dBuV dB/m dB dB cm deg 1 5457.25 54.04 74.00 -19.96 41.03 35.93 9.69 32.61 100 55 PEAK	Blank
Avg	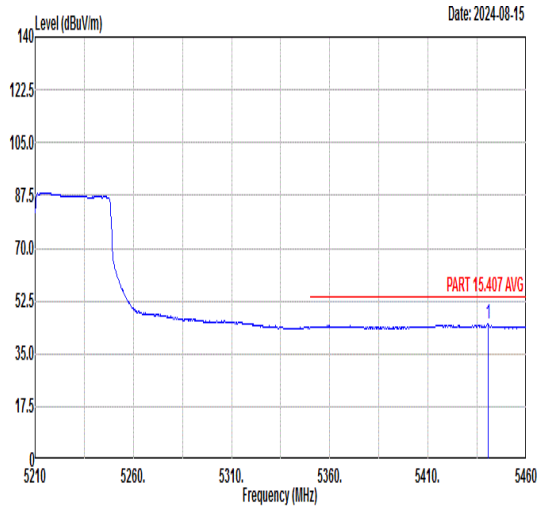 Freq Level Limit Line Margin Read Level Ant Factor Cable Loss Preamp Factor APos TPos Remark MHz dBuV/m dBuV/m dB dBuV dB/m dB dB cm deg 1 5440.50 44.84 54.00 -9.16 31.83 35.94 9.68 32.61 100 55 AVERAGE	Blank

Mode	213	
	Band Edge - L	
	U-NII-1_5.15-5.25_802.11ac VHT80_CH42_5210MHz	
ANT	SISO 15	
Pol.	Vertical	Fundamental
Peak	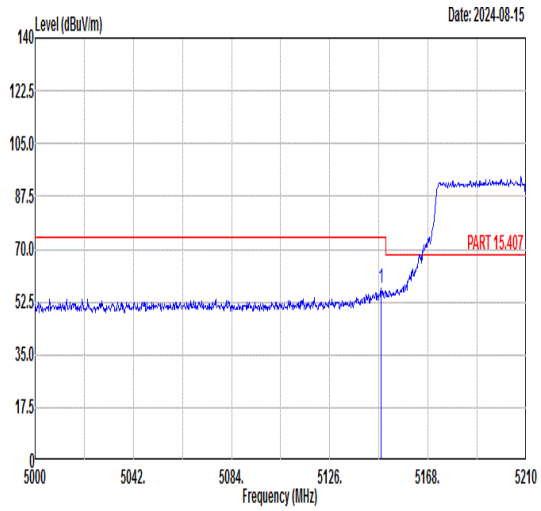 Freq Level Limit Line Margin Read Level Ant Factor Cable Loss Preamp Factor APos TPos Remark MHz dBuV/m dBuV/m dB dBuV dB/m dB dB cm deg 1 5148.05 56.88 74.00 -17.12 44.91 36.11 8.53 32.67 107 19 PEAK	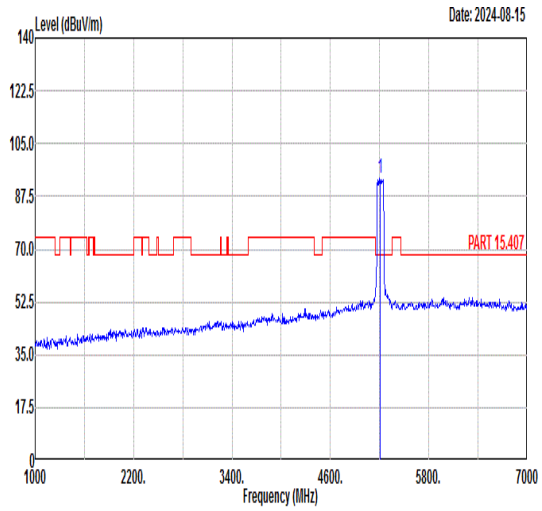 Freq Level Limit Line Margin Read Level Ant Factor Cable Loss Preamp Factor APos TPos Remark MHz dBuV/m dBuV/m dB dBuV dB/m dB dB cm deg 1 5210.00 93.26 ------ ------ 81.22 36.08 8.62 32.66 107 19 PEAK
Avg	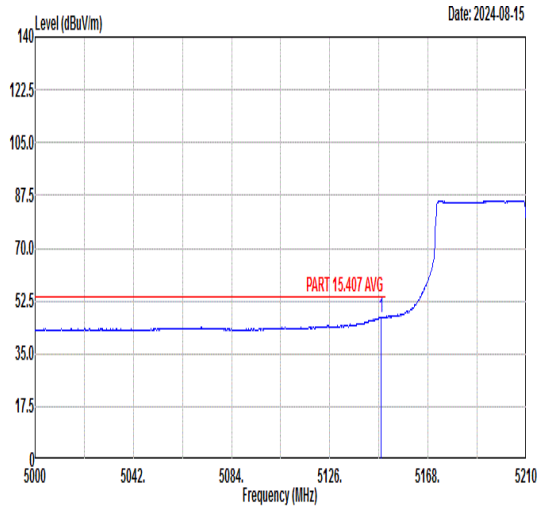 Freq Level Limit Line Margin Read Level Ant Factor Cable Loss Preamp Factor APos TPos Remark MHz dBuV/m dBuV/m dB dBuV dB/m dB dB cm deg 1 5147.84 47.19 54.00 -6.81 35.22 36.11 8.53 32.67 107 19 AVERAGE	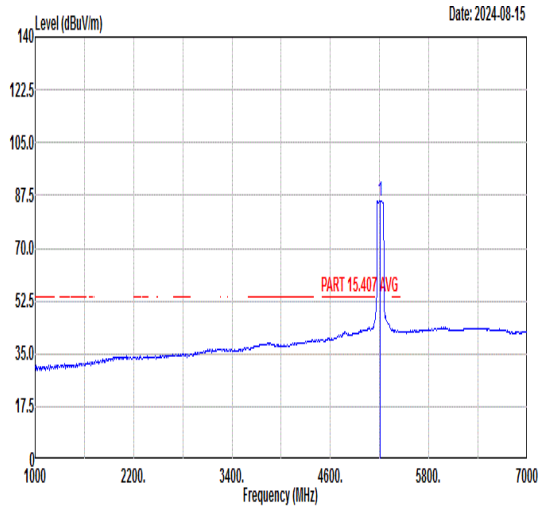 Freq Level Limit Line Margin Read Level Ant Factor Cable Loss Preamp Factor APos TPos Remark MHz dBuV/m dBuV/m dB dBuV dB/m dB dB cm deg 1 5210.00 85.65 ------ ------ 73.59 36.07 8.65 32.66 107 19 AVERAGE

Mode	213	
	Band Edge - R	
	U-NII-1_5.15-5.25_802.11ac VHT80_CH42_5210MHz	
ANT	SISO 15	
Pol.	Vertical	Fundamental
Peak	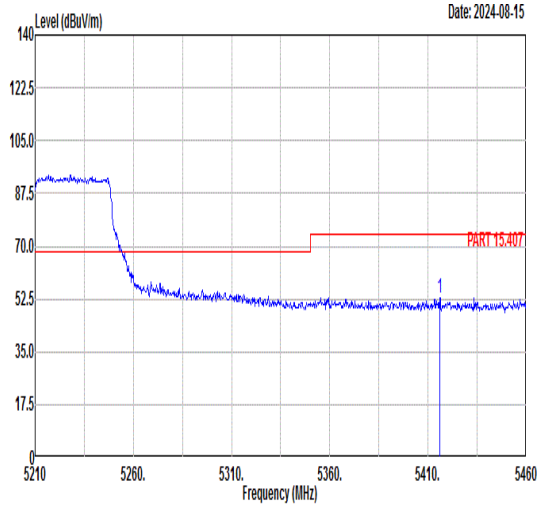 Freq Level Limit Line Margin Read Level Ant Factor Cable Loss Preamp Factor APos TPos Remark MHz dBuV/m dBuV/m dB dBuV dB/m dB dB cm deg 1 5416.00 52.97 74.00 -21.03 39.98 35.95 9.66 32.62 107 19 PEAK	Blank
Avg	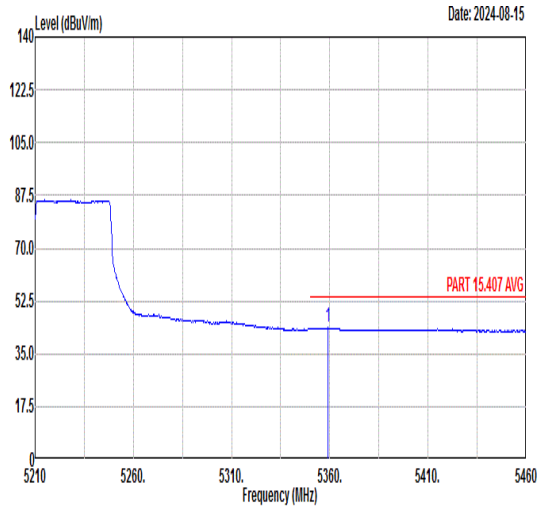 Freq Level Limit Line Margin Read Level Ant Factor Cable Loss Preamp Factor APos TPos Remark MHz dBuV/m dBuV/m dB dBuV dB/m dB dB cm deg 1 5359.00 43.63 54.00 -10.37 30.87 35.98 9.41 32.63 107 19 AVERAGE	Blank

Mode	214	
	Band Edge - L	
	U-NII-2A_5.25-5.35_802.11ac VHT80_CH58_5290MHz	
ANT	SISO 15	
Pol.	Horizontal	Fundamental
Peak	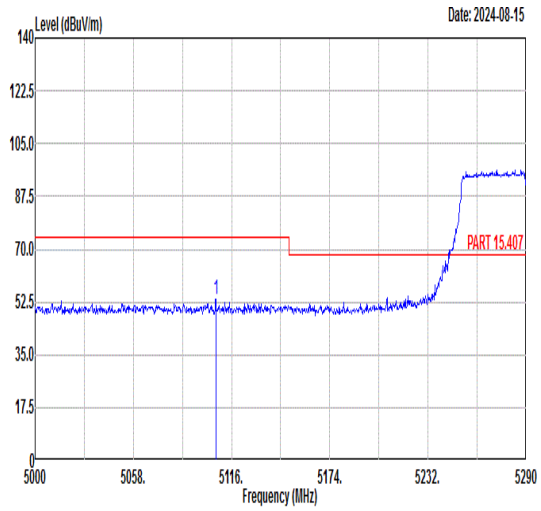 Freq Level Limit Line Margin Read Level Ant Factor Cable Loss Preamp Factor APos TPos Remark MHz dBuV/m dBuV/m dB dBuV dB/m dB dB cm deg 1 5106.72 53.16 74.00 -20.84 41.24 36.14 8.46 32.68 100 28 PEAK	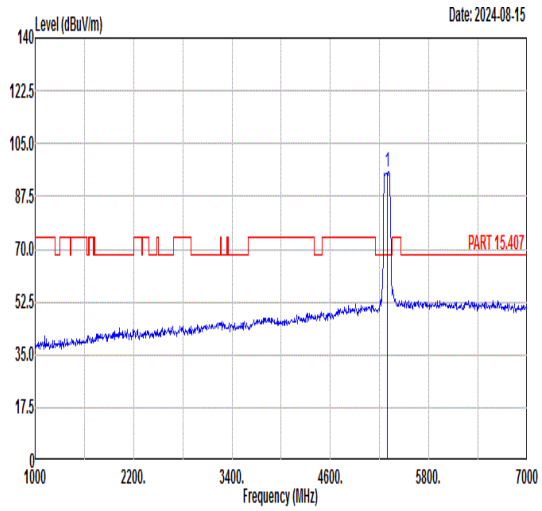 Freq Level Limit Line Margin Read Level Ant Factor Cable Loss Preamp Factor APos TPos Remark MHz dBuV/m dBuV/m dB dBuV dB/m dB dB cm deg 1 5290.00 95.68 ------ ------ 83.13 36.01 9.18 32.64 100 28 PEAK
Avg	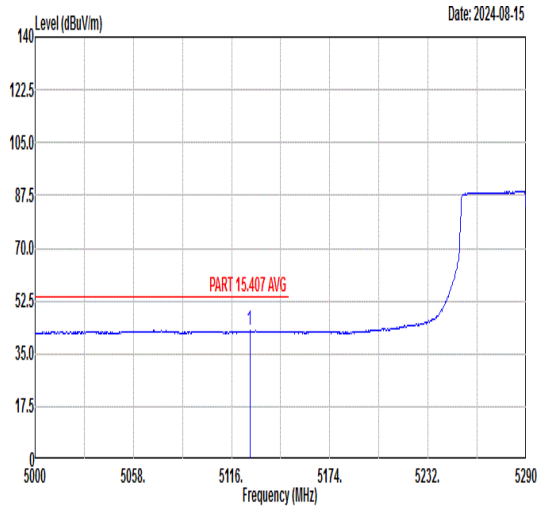 Freq Level Limit Line Margin Read Level Ant Factor Cable Loss Preamp Factor APos TPos Remark MHz dBuV/m dBuV/m dB dBuV dB/m dB dB cm deg 1 5126.73 42.62 54.00 -11.38 30.68 36.12 8.49 32.67 100 28 AVERAGE	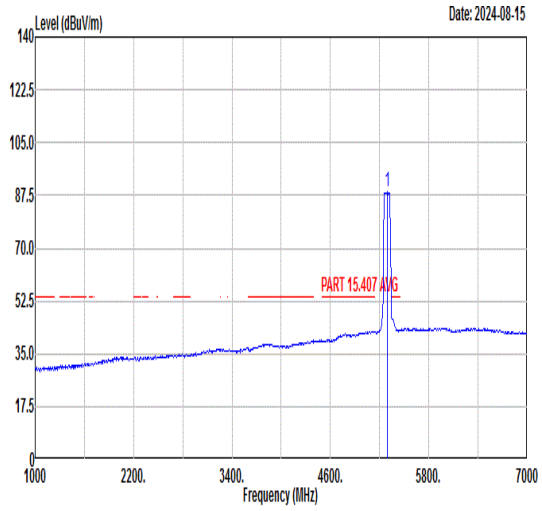 Freq Level Limit Line Margin Read Level Ant Factor Cable Loss Preamp Factor APos TPos Remark MHz dBuV/m dBuV/m dB dBuV dB/m dB dB cm deg 1 5290.00 88.56 ------ ------ 76.12 36.03 9.05 32.64 100 28 AVERAGE

Mode	214	
	Band Edge - R	
	U-NII-2A_5.25-5.35_802.11ac VHT80_CH58_5290MHz	
ANT	SISO 15	
Pol.	Horizontal	Fundamental
Peak	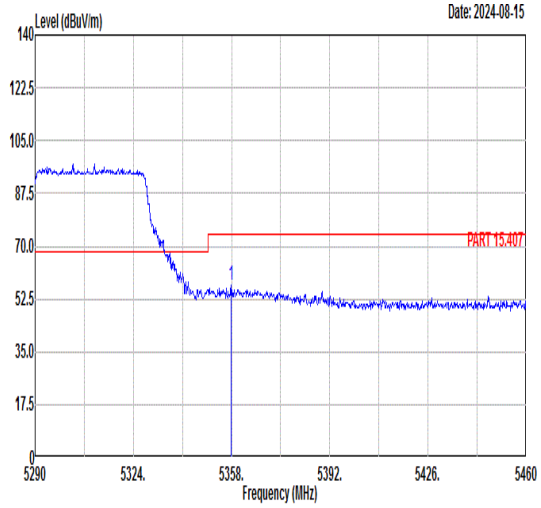 Freq Level Limit Line Margin Read Level Ant Factor Cable Loss Preamp Factor APos TPos Remark MHz dBuV/m dBuV/m dB dBuV dB/m dB dB cm deg 1 5357.83 57.02 74.00 -16.98 44.25 35.99 9.41 32.63 100 28 PEAK	Blank
Avg	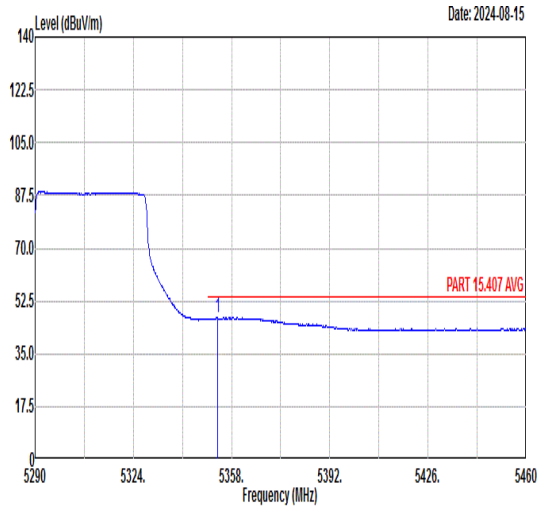 Freq Level Limit Line Margin Read Level Ant Factor Cable Loss Preamp Factor APos TPos Remark MHz dBuV/m dBuV/m dB dBuV dB/m dB dB cm deg 1 5353.07 47.15 54.00 -6.85 34.41 35.99 9.38 32.63 100 28 AVERAGE	Blank

Mode	214	
	Band Edge - L	
	U-NII-2A_5.25-5.35_802.11ac VHT80_CH58_5290MHz	
ANT	SISO 15	
Pol.	Vertical	Fundamental
Peak	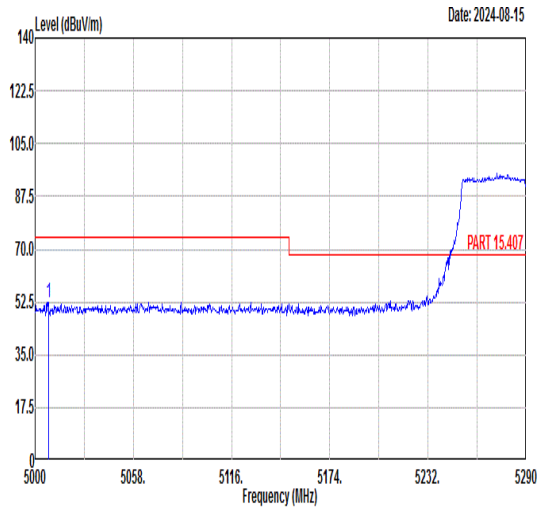 Freq Level Limit Line Margin Read Level Ant Factor Cable Loss Preamp Factor APos TPos Remark MHz dBuV/m dBuV/m dB dBuV dB/m dB dB cm deg 1 5007.83 52.25 74.00 -21.75 40.43 36.20 8.32 32.70 100 17 PEAK	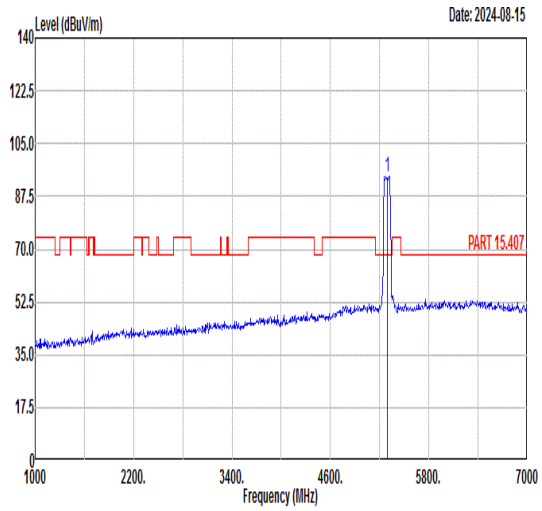 Freq Level Limit Line Margin Read Level Ant Factor Cable Loss Preamp Factor APos TPos Remark MHz dBuV/m dBuV/m dB dBuV dB/m dB dB cm deg 1 5290.00 94.16 ------ ------ 81.61 36.01 9.18 32.64 100 17 PEAK
Avg	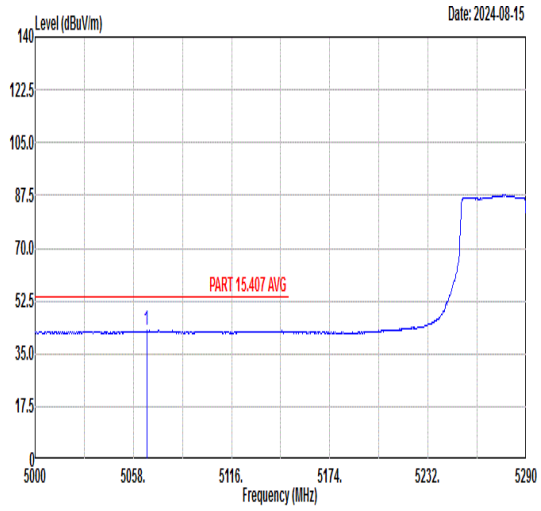 Freq Level Limit Line Margin Read Level Ant Factor Cable Loss Preamp Factor APos TPos Remark MHz dBuV/m dBuV/m dB dBuV dB/m dB dB cm deg 1 5065.83 42.78 54.00 -11.22 30.93 36.16 8.38 32.69 100 17 AVERAGE	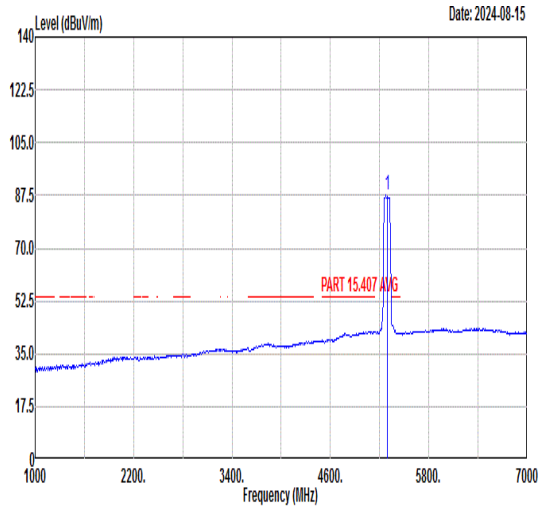 Freq Level Limit Line Margin Read Level Ant Factor Cable Loss Preamp Factor APos TPos Remark MHz dBuV/m dBuV/m dB dBuV dB/m dB dB cm deg 1 5290.00 87.47 ------ ------ 75.09 36.03 8.99 32.64 100 17 AVERAGE

Mode	214	
	Band Edge - R	
	U-NII-2A_5.25-5.35_802.11ac VHT80_CH58_5290MHz	
ANT	SISO 15	
Pol.	Vertical	Fundamental
Peak	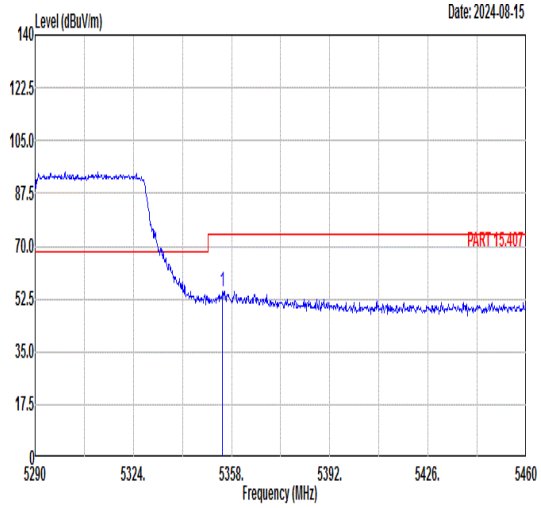 Freq Level Limit Line Margin Read Level Ant Factor Cable Loss Preamp Factor APos TPos Remark MHz dBuV/m dBuV/m dB dBuV dB/m dB dB cm deg 1 5354.94 55.04 74.00 -18.96 42.29 35.99 9.39 32.63 100 17 PEAK	Blank
Avg	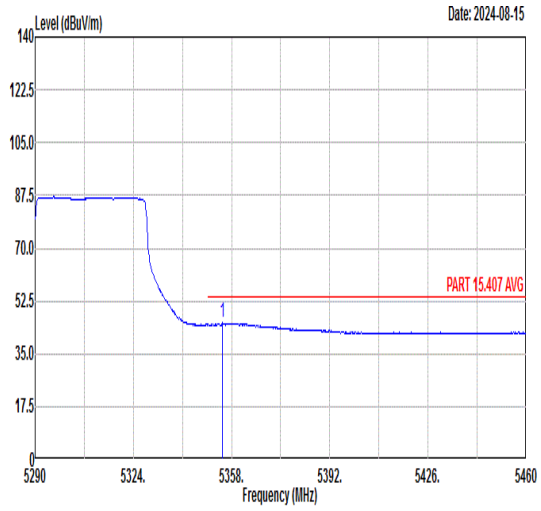 Freq Level Limit Line Margin Read Level Ant Factor Cable Loss Preamp Factor APos TPos Remark MHz dBuV/m dBuV/m dB dBuV dB/m dB dB cm deg 1 5354.77 45.31 54.00 -8.69 32.56 35.99 9.39 32.63 100 17 AVERAGE	Blank

Mode	215	
	Band Edge - L	
	U-NII-2C_5.47-5.725_802.11ac VHT80_CH106_5530MHz	
ANT	SISO 15	
Pol.	Horizontal	Fundamental
Peak	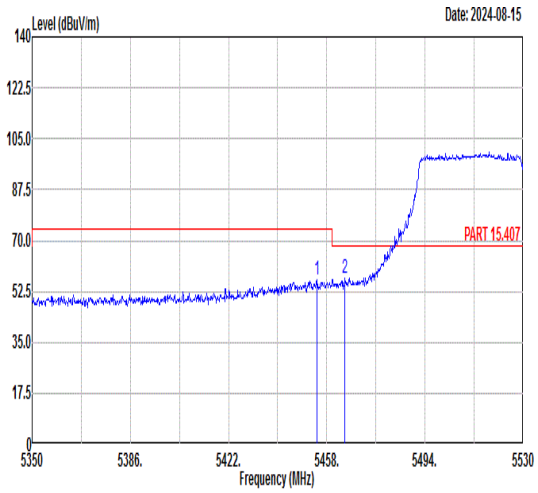 Freq Level Limit Line Margin Read Level Ant Factor Cable Loss Preamp Factor APos TPos Remark MHz dBuV/m dBuV/m dB dBuV dB/m dB dB cm deg 1 5454.40 56.76 74.00 -17.24 43.76 35.93 9.68 32.61 103 26 PEAK 2 5464.66 56.99 68.30 -11.31 43.99 35.92 9.69 32.61 103 26 PEAK	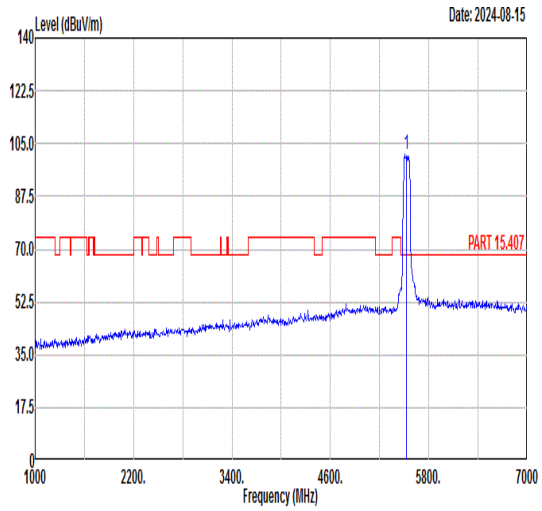 Freq Level Limit Line Margin Read Level Ant Factor Cable Loss Preamp Factor APos TPos Remark MHz dBuV/m dBuV/m dB dBuV dB/m dB dB cm deg 1 5530.00 101.29 ------ ------ 88.27 35.91 9.71 32.60 103 26 PEAK
Avg	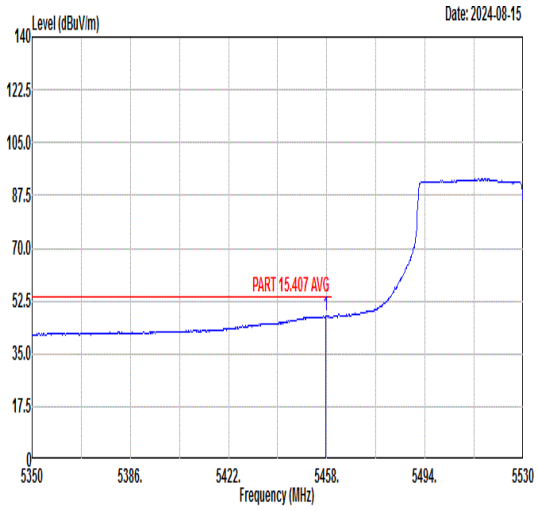 Freq Level Limit Line Margin Read Level Ant Factor Cable Loss Preamp Factor APos TPos Remark MHz dBuV/m dBuV/m dB dBuV dB/m dB dB cm deg 1 5457.64 47.40 54.00 -6.60 34.39 35.93 9.69 32.61 103 26 AVERAGE	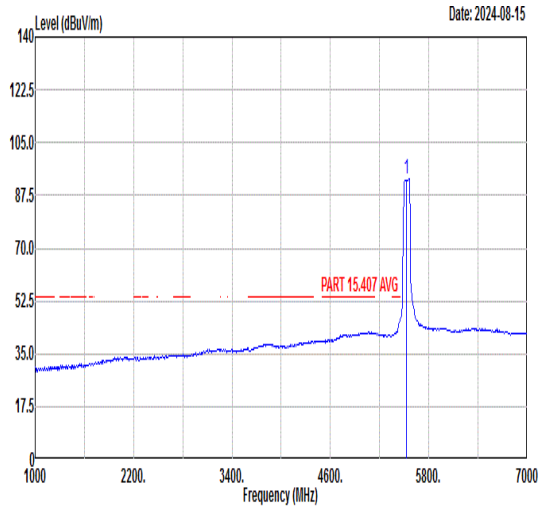 Freq Level Limit Line Margin Read Level Ant Factor Cable Loss Preamp Factor APos TPos Remark MHz dBuV/m dBuV/m dB dBuV dB/m dB dB cm deg 1 5530.00 93.23 ------ ------ 80.13 35.98 9.74 32.62 103 26 AVERAGE

Mode	215	
	Band Edge - R	
	U-NII-2C_5.47-5.725_802.11ac VHT80_CH106_5530MHz	
ANT	SISO 15	
Pol.	Horizontal	Fundamental
Peak	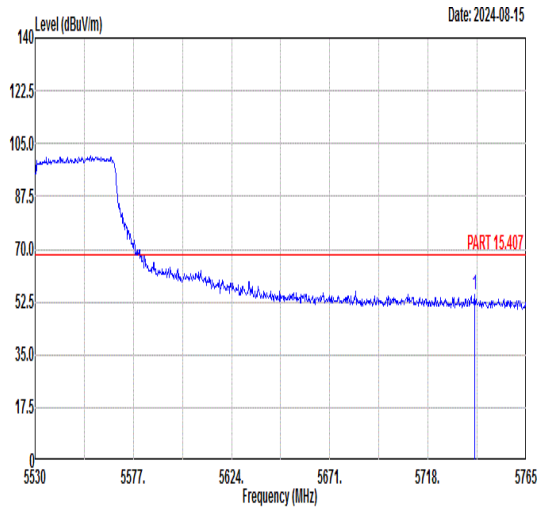 Freq Level Limit Line Margin Read Level Ant Factor Cable Loss Preamp Factor APos TPos Remark MHz dBuV/m dBuV/m dB dBuV dB/m dB dB cm deg 1 5740.33 54.69 68.30 -13.61 41.10 36.24 10.05 32.70 103 26 PEAK	Blank

Mode	215	
	Band Edge - L	
	U-NII-2C_5.47-5.725_802.11ac VHT80_CH106_5530MHz	
ANT	SISO 15	
Pol.	Vertical	Fundamental
Peak	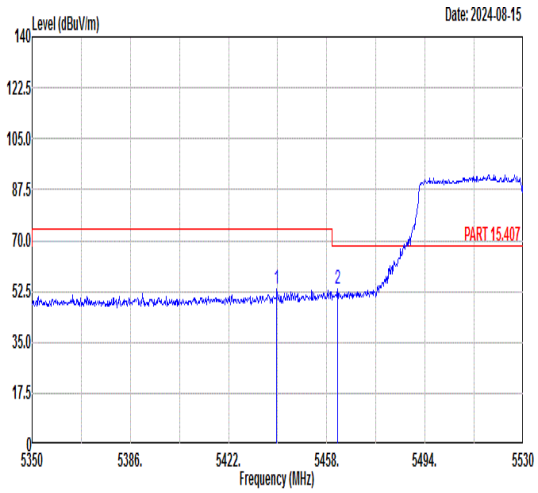 Freq Level Limit Line Margin Read Level Ant Factor Cable Loss Preamp Factor APos TPos Remark 1 5439.64 53.49 74.00 -20.51 40.48 35.94 9.68 32.61 200 23 PEAK 2 5461.96 53.38 68.30 -14.92 40.38 35.92 9.69 32.61 200 23 PEAK	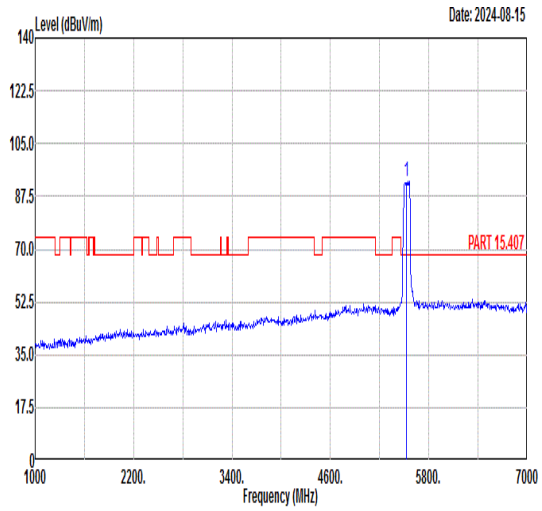 Freq Level Limit Line Margin Read Level Ant Factor Cable Loss Preamp Factor APos TPos Remark 1 5530.00 92.53 ------ ------ 79.46 35.96 9.73 32.62 200 23 PEAK
Avg	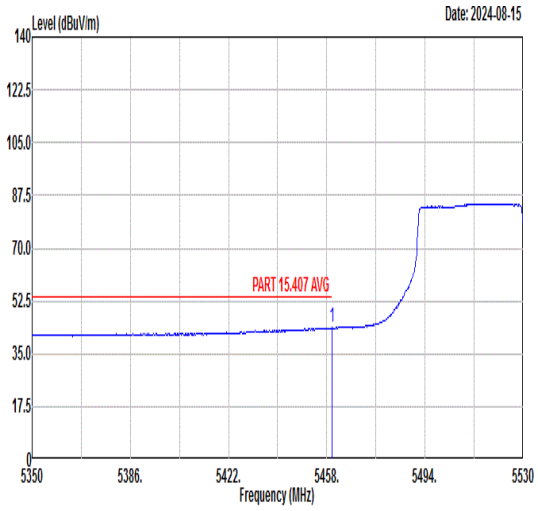 Freq Level Limit Line Margin Read Level Ant Factor Cable Loss Preamp Factor APos TPos Remark 1 5459.80 43.68 54.00 -10.32 30.68 35.92 9.69 32.61 200 23 AVERAGE	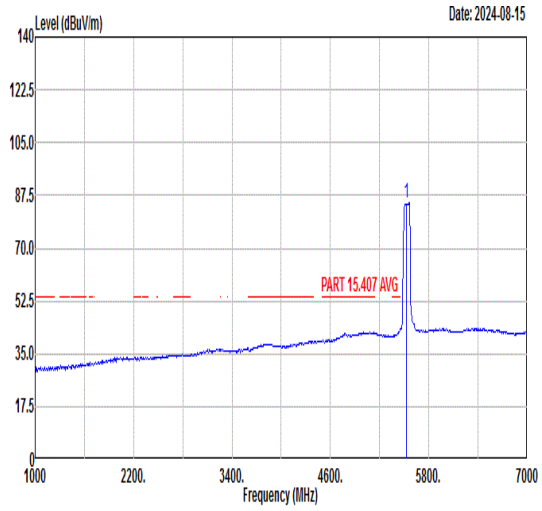 Freq Level Limit Line Margin Read Level Ant Factor Cable Loss Preamp Factor APos TPos Remark 1 5530.00 84.97 ------ ------ 71.87 35.99 9.74 32.63 200 23 AVERAGE

Mode	215	
	Band Edge - R	
	U-NII-2C_5.47-5.725_802.11ac VHT80_CH106_5530MHz	
ANT	SISO 15	
Pol.	Vertical	Fundamental
Peak	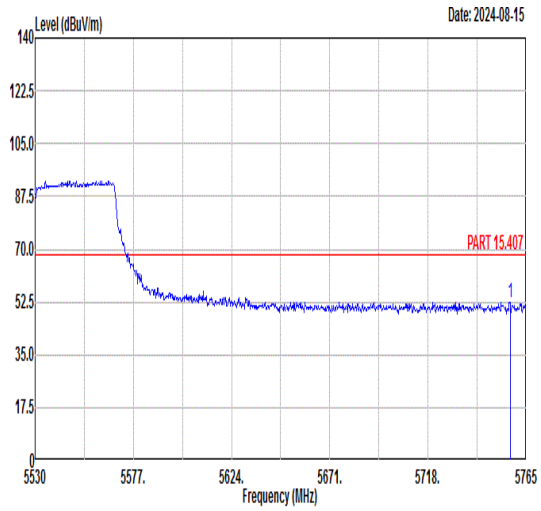 Freq Level Limit Line Margin Read Level Ant Factor Cable Loss Preamp Factor APos TPos Remark MHz dBuV/m dBuV/m dB dBuV dB/m dB dB cm deg 1 5757.25 52.54 68.30 -15.76 38.89 36.26 10.09 32.70 200 23 PEAK	Blank

Mode	216	
	Band Edge - L	
	U-NII-2C_5.47-5.725_802.11ac VHT80_CH122_5610MHz	
ANT	SISO 15	
Pol.	Horizontal	Fundamental
Peak	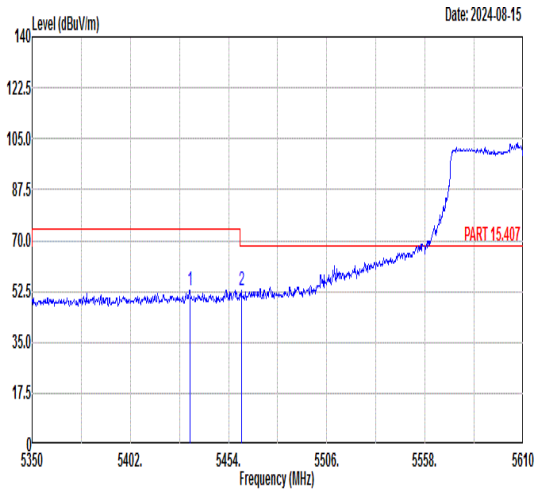 Freq Level Limit Line Margin Read Level Ant Factor Cable Loss Preamp Factor APos TPos Remark MHz dBuV/m dBuV/m dB dBuV dB/m dB dB cm deg 1 5433.46 52.89 74.00 -21.11 39.89 35.94 9.67 32.61 100 27 PEAK 2 5460.76 52.58 68.30 -15.72 39.58 35.92 9.69 32.61 100 27 PEAK	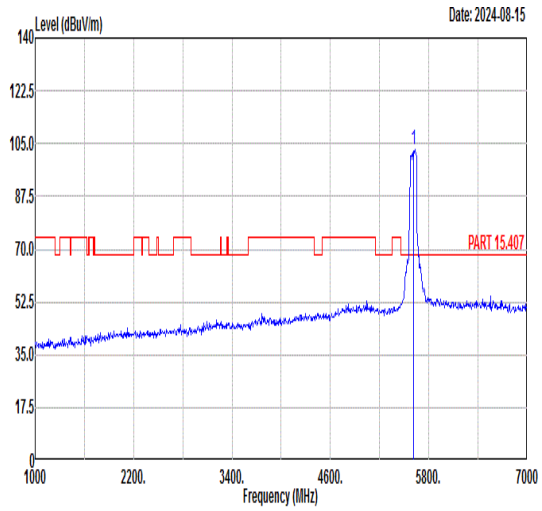 Freq Level Limit Line Margin Read Level Ant Factor Cable Loss Preamp Factor APos TPos Remark MHz dBuV/m dBuV/m dB dBuV dB/m dB dB cm deg 1 5610.00 103.25 ------ ------ 90.00 36.08 9.82 32.65 100 27 PEAK
Avg	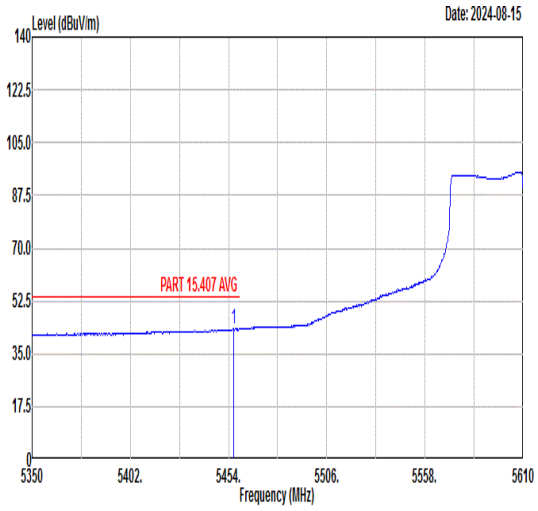 Freq Level Limit Line Margin Read Level Ant Factor Cable Loss Preamp Factor APos TPos Remark MHz dBuV/m dBuV/m dB dBuV dB/m dB dB cm deg 1 5456.60 43.41 54.00 -10.59 30.40 35.93 9.69 32.61 100 27 AVERAGE	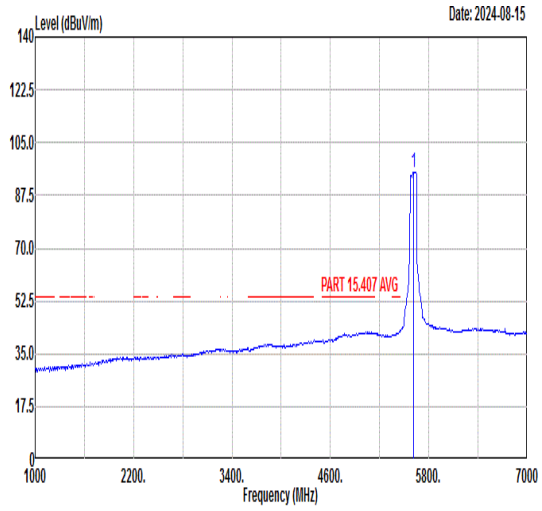 Freq Level Limit Line Margin Read Level Ant Factor Cable Loss Preamp Factor APos TPos Remark MHz dBuV/m dBuV/m dB dBuV dB/m dB dB cm deg 1 5610.00 95.33 ------ ------ 82.11 36.07 9.80 32.65 100 27 AVERAGE

Mode	216	
	Band Edge - R	
	U-NII-2C_5.47-5.725_802.11ac VHT80_CH122_5610MHz	
ANT	SISO 15	
Pol.	Horizontal	Fundamental
Peak	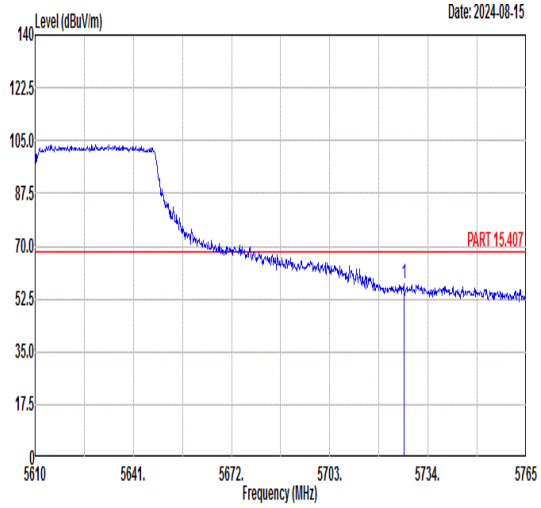 Freq Level Limit Line Margin Read Level Ant Factor Cable Loss Preamp Factor APos TPos Remark MHz dBuV/m dBuV/m dB dBuV dB/m dB dB cm deg 1 5726.41 57.61 68.30 -10.69 44.06 36.22 10.02 32.69 100 27 PEAK	Blank

Mode	216	
	Band Edge - L	
	U-NII-2C_5.47-5.725_802.11ac VHT80_CH122_5610MHz	
ANT	SISO 15	
Pol.	Vertical	Fundamental
Peak	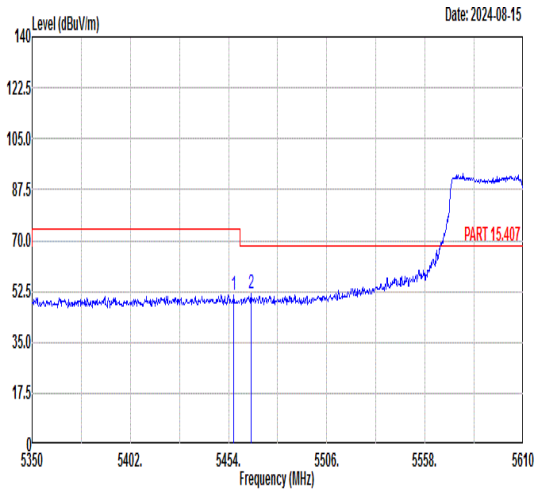 Freq Level Limit Line Margin Read Level Ant Factor Cable Loss Preamp Factor APos TPos Remark MHz dBuV/m dBuV/m dB dBuV dB/m dB dB cm deg 1 5456.86 51.11 74.00 -22.89 38.10 35.93 9.69 32.61 100 254 PEAK 2 5465.96 51.64 68.30 -16.66 38.64 35.92 9.69 32.61 100 254 PEAK	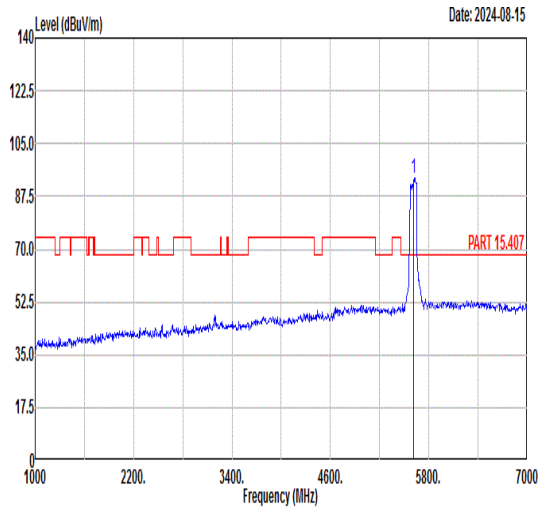 Freq Level Limit Line Margin Read Level Ant Factor Cable Loss Preamp Factor APos TPos Remark MHz dBuV/m dBuV/m dB dBuV dB/m dB dB cm deg 1 5610.00 93.56 ------ ------ 80.32 36.08 9.81 32.65 100 254 PEAK
Avg	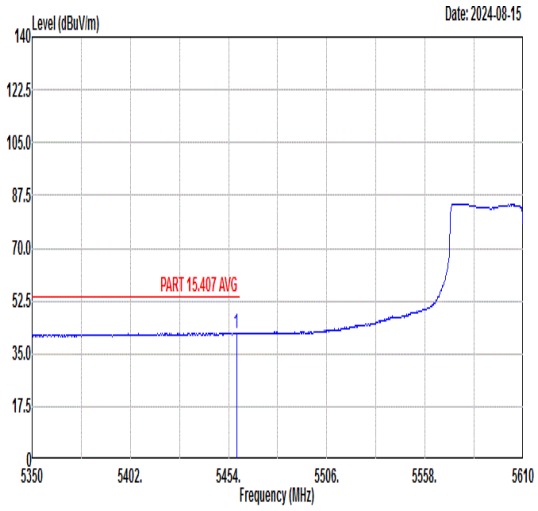 Freq Level Limit Line Margin Read Level Ant Factor Cable Loss Preamp Factor APos TPos Remark MHz dBuV/m dBuV/m dB dBuV dB/m dB dB cm deg 1 5458.16 41.98 54.00 -12.02 28.97 35.93 9.69 32.61 100 254 AVERAGE	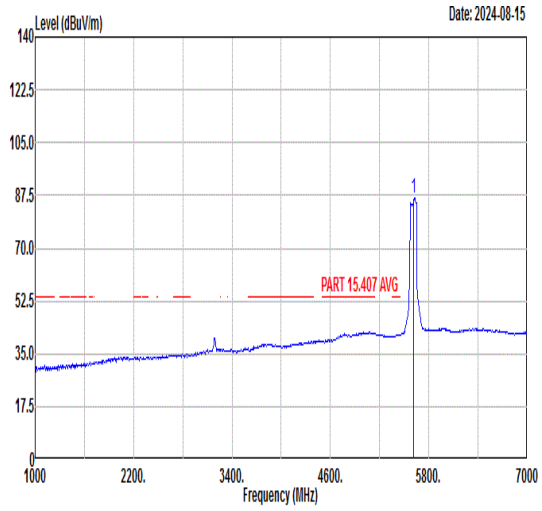 Freq Level Limit Line Margin Read Level Ant Factor Cable Loss Preamp Factor APos TPos Remark MHz dBuV/m dBuV/m dB dBuV dB/m dB dB cm deg 1 5610.00 86.70 ------ ------ 73.46 36.08 9.81 32.65 100 254 AVERAGE

Mode	216	
	Band Edge - R	
	U-NII-2C_5.47-5.725_802.11ac VHT80_CH122_5610MHz	
ANT	SISO 15	
Pol.	Vertical	Fundamental
Peak	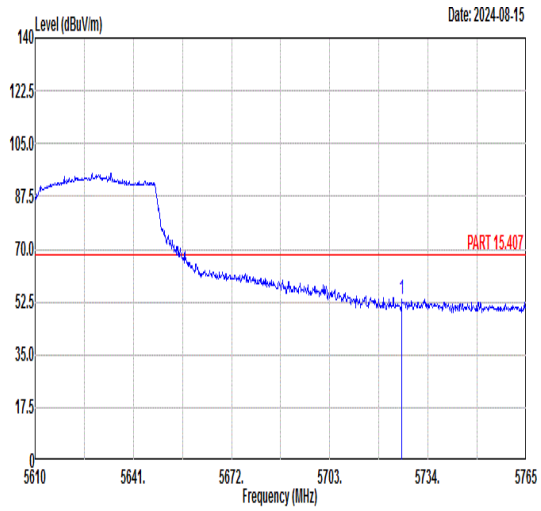 Freq Level Limit Line Margin Read Level Ant Factor Cable Loss Preamp Factor APos TPos Remark MHz dBuV/m dBuV/m dB dBuV dB/m dB dB cm deg 1 5725.79 53.34 68.30 -14.96 39.79 36.22 10.02 32.69 100 254 PEAK	Blank

Mode	219	
	Band Edge	
	U-NII-1_5.15-5.25_802.11ax HE20_CH36_Full RU_5180MHz	
ANT	SISO 15	
Pol.	Horizontal	Fundamental
Peak	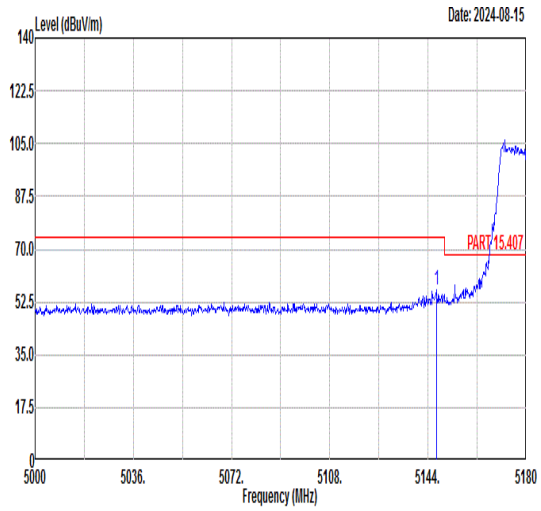 Freq Level Limit Line Margin Read Level Ant Factor Cable Loss Preamp Factor APos TPos Remark MHz dBuV/m dBuV/m dB dBuV dB/m dB dB cm deg 1 5147.06 56.54 74.00 -17.46 44.57 36.11 8.53 32.67 100 40 PEAK	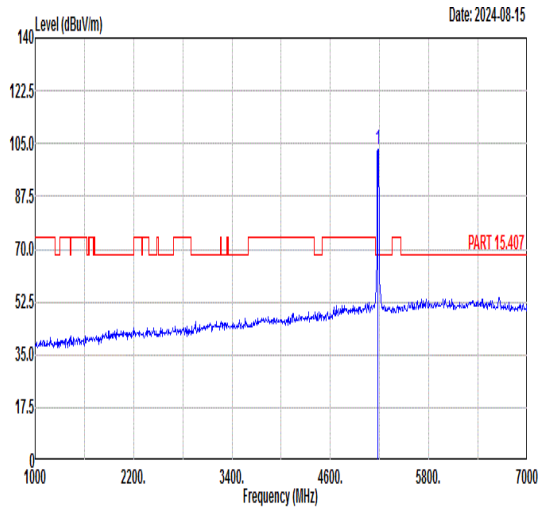 Freq Level Limit Line Margin Read Level Ant Factor Cable Loss Preamp Factor APos TPos Remark MHz dBuV/m dBuV/m dB dBuV dB/m dB dB cm deg 1 5180.00 103.27 ------ ------ 91.26 36.09 8.58 32.66 100 40 PEAK
Avg	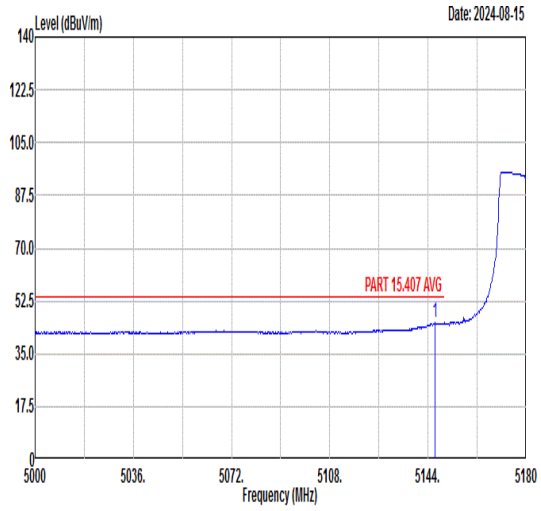 Freq Level Limit Line Margin Read Level Ant Factor Cable Loss Preamp Factor APos TPos Remark MHz dBuV/m dBuV/m dB dBuV dB/m dB dB cm deg 1 5146.52 45.28 54.00 -8.72 33.31 36.11 8.53 32.67 100 40 AVERAGE	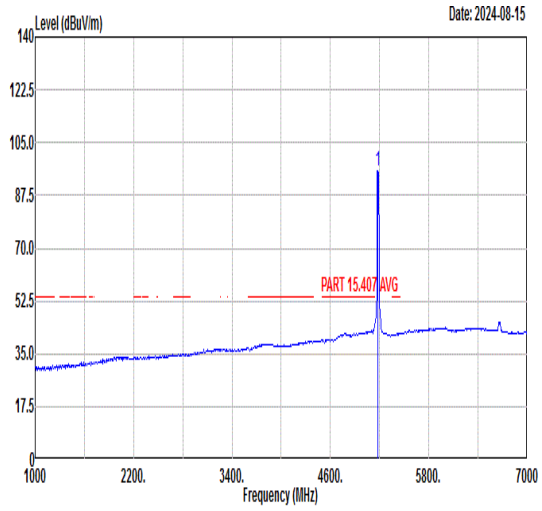 Freq Level Limit Line Margin Read Level Ant Factor Cable Loss Preamp Factor APos TPos Remark MHz dBuV/m dBuV/m dB dBuV dB/m dB dB cm deg 1 5180.00 95.53 ------ ------ 83.53 36.10 8.57 32.67 100 40 AVERAGE

Mode	219	
	Band Edge	
	U-NII-1_5.15-5.25_802.11ax HE20_CH36_Full RU_5180MHz	
ANT	SISO 15	
Pol.	Vertical	Fundamental
Peak	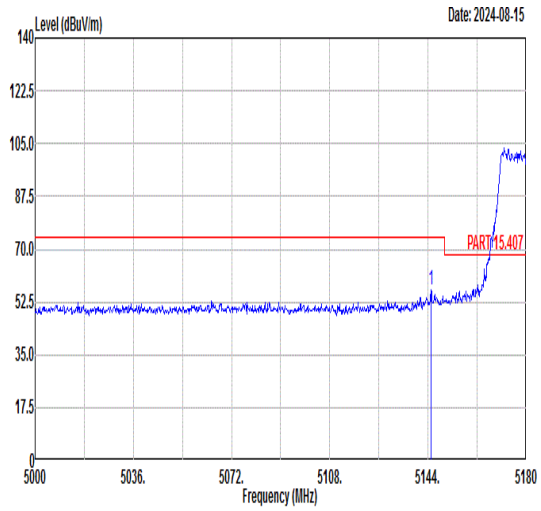 Freq Level Limit Line Margin Read Level Ant Factor Cable Loss Preamp Factor APos TPos Remark MHz dBuV/m dBuV/m dB dBuV dB/m dB dB cm deg 1 5145.08 56.64 74.00 -17.36 44.67 36.11 8.53 32.67 116 26 PEAK	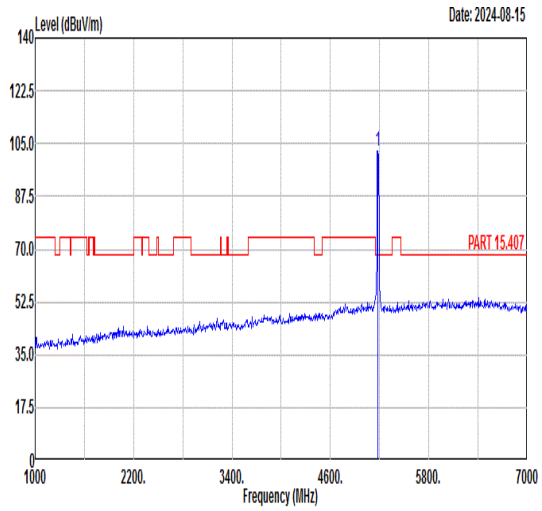 Freq Level Limit Line Margin Read Level Ant Factor Cable Loss Preamp Factor APos TPos Remark MHz dBuV/m dBuV/m dB dBuV dB/m dB dB cm deg 1 5180.00 102.64 ------ ------ 90.62 36.09 8.59 32.66 116 26 PEAK
Avg	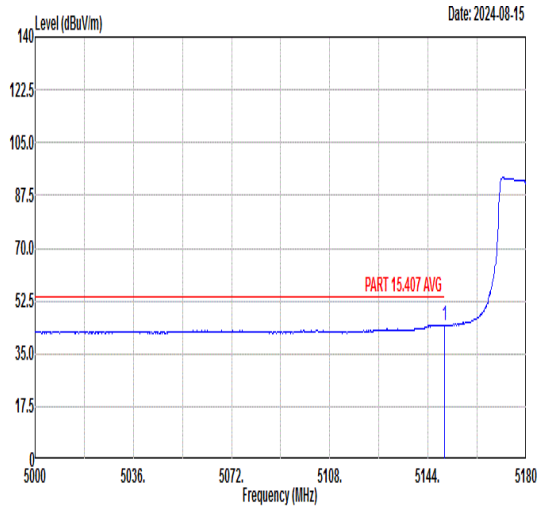 Freq Level Limit Line Margin Read Level Ant Factor Cable Loss Preamp Factor APos TPos Remark MHz dBuV/m dBuV/m dB dBuV dB/m dB dB cm deg 1 5149.94 44.61 54.00 -9.39 32.63 36.11 8.54 32.67 116 26 AVERAGE	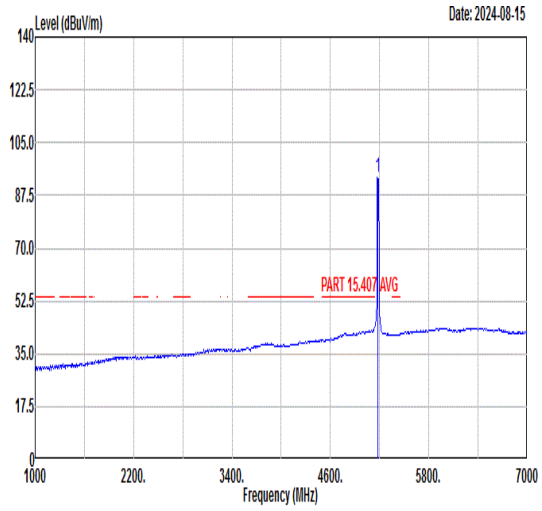 Freq Level Limit Line Margin Read Level Ant Factor Cable Loss Preamp Factor APos TPos Remark MHz dBuV/m dBuV/m dB dBuV dB/m dB dB cm deg 1 5180.00 93.43 ------ ------ 81.43 36.10 8.57 32.67 116 26 AVERAGE

Mode	219	
	Harmonic	
	U-NII-1_5.15-5.25_802.11ax HE20_CH36_Full RU_5180MHz	
ANT	SISO 15	
Pol.	Horizontal	Vertical
Peak Avg	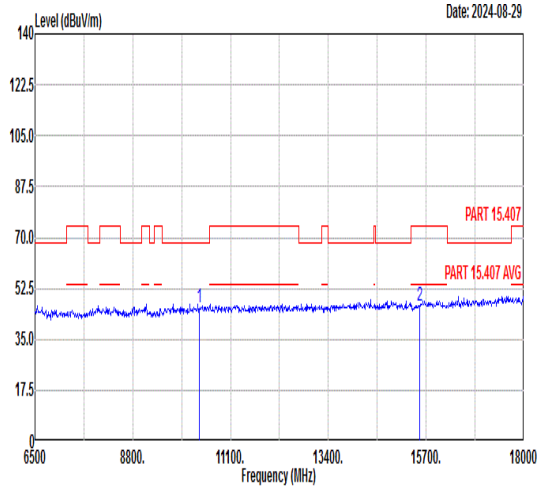 Freq Level Limit Line Margin Read Level Ant Factor Cable Loss Preamp Factor APos TPos Remark MHz dBuV/m dBuV/m dB dBuV dB/m dB dB cm deg 1 10360.00 45.75 68.30 -22.55 58.61 38.74 12.06 63.66 --- --- Peak 2 15540.00 46.63 74.00 -27.37 55.31 40.73 14.58 63.99 --- --- Peak	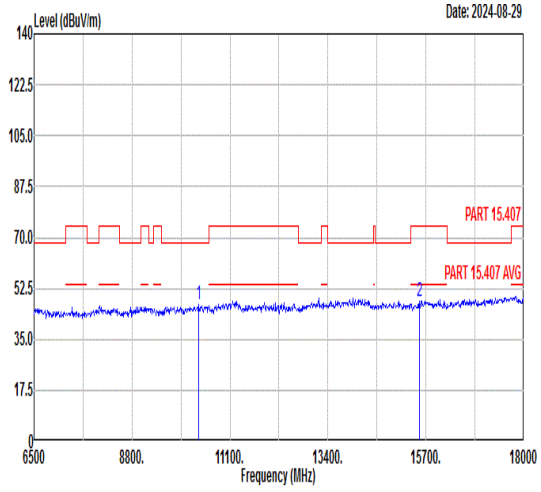 Freq Level Limit Line Margin Read Level Ant Factor Cable Loss Preamp Factor APos TPos Remark MHz dBuV/m dBuV/m dB dBuV dB/m dB dB cm deg 1 10360.00 46.76 68.30 -21.54 59.62 38.74 12.06 63.66 --- --- Peak 2 15540.00 47.98 74.00 -26.02 56.66 40.73 14.58 63.99 --- --- Peak

Mode	220	
	Harmonic	
	U-NII-1_5.15-5.25_802.11ax HE20_CH44_Full RU_5220MHz	
ANT	SISO 15	
Pol.	Horizontal	Vertical
Peak Avg	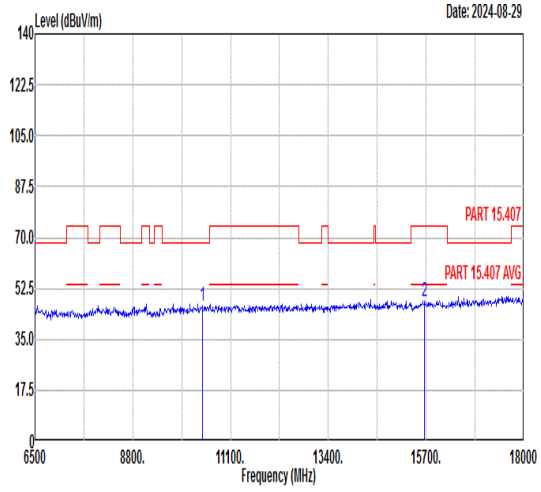 Freq Level Limit Line Margin Read Level Ant Factor Cable Loss Preamp Factor APos TPos Remark MHz dBuV/m dBuV/m dB dBuV dB/m dB dB cm deg 1 10440.00 46.38 68.30 -21.92 59.11 38.78 12.12 63.63 --- --- Peak 2 15660.00 48.15 74.00 -25.85 56.71 40.83 14.64 64.03 --- --- Peak	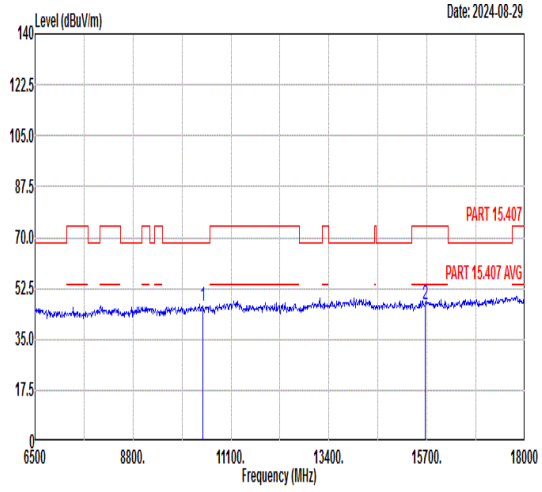 Freq Level Limit Line Margin Read Level Ant Factor Cable Loss Preamp Factor APos TPos Remark MHz dBuV/m dBuV/m dB dBuV dB/m dB dB cm deg 1 10440.00 46.62 68.30 -21.68 59.35 38.78 12.12 63.63 --- --- Peak 2 15660.00 47.24 74.00 -26.76 55.80 40.83 14.64 64.03 --- --- Peak

Mode	221	
	Harmonic	
	U-NII-1_5.15-5.25_802.11ax HE20_CH48_Full RU_5240MHz	
ANT	SISO 15	
Pol.	Horizontal	Vertical
Peak Avg	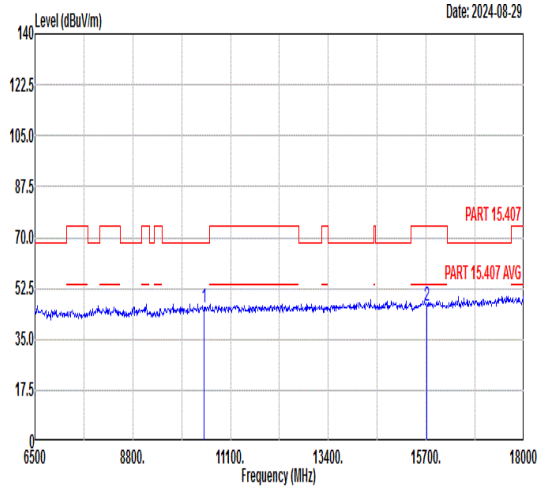 Freq Level Limit Line Margin Read Level Ant Factor Cable Loss Preamp Factor APos TPos Remark MHz dBuV/m dBuV/m dB dBuV dB/m dB dB cm deg 1 10480.00 45.83 68.30 -22.47 58.50 38.79 12.15 63.61 --- --- Peak 2 15720.00 46.67 74.00 -27.33 55.18 40.88 14.66 64.05 --- --- Peak	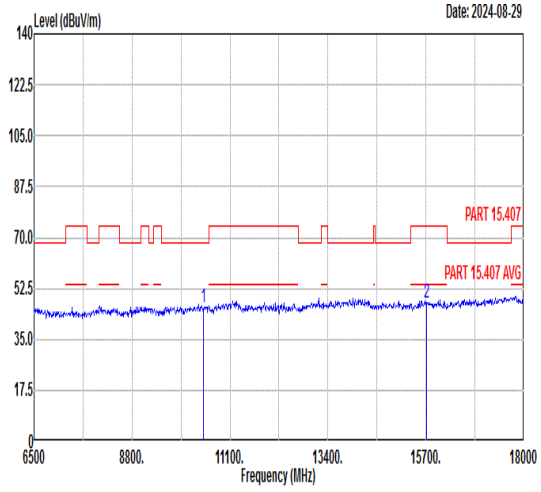 Freq Level Limit Line Margin Read Level Ant Factor Cable Loss Preamp Factor APos TPos Remark MHz dBuV/m dBuV/m dB dBuV dB/m dB dB cm deg 1 10480.00 45.92 68.30 -22.38 58.59 38.79 12.15 63.61 --- --- Peak 2 15720.00 47.56 74.00 -26.44 56.07 40.88 14.66 64.05 --- --- Peak

Mode	222	
	Harmonic	
	U-NII-2A_5.25-5.35_802.11ax HE20_CH52_Full RU_5260MHz	
ANT	SISO 15	
Pol.	Horizontal	Vertical
Peak Avg	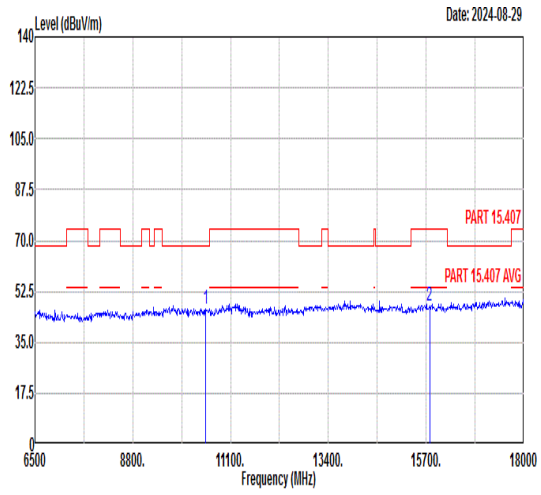 Freq Level Limit Line Margin Read Level Ant Factor Cable Loss Preamp Factor APos TPos Remark MHz dBuV/m dBuV/m dB dBuV dB/m dB dB cm deg 1 10520.00 46.43 68.30 -21.87 59.04 38.81 12.18 63.60 --- --- Peak 2 15780.00 47.32 74.00 -26.68 55.78 40.92 14.69 64.07 --- --- Peak	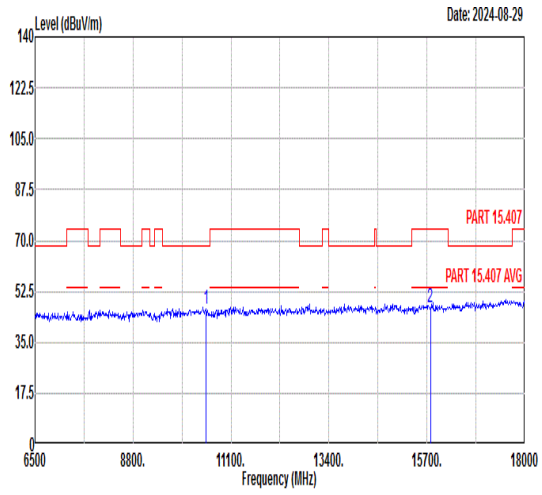 Freq Level Limit Line Margin Read Level Ant Factor Cable Loss Preamp Factor APos TPos Remark MHz dBuV/m dBuV/m dB dBuV dB/m dB dB cm deg 1 10520.00 46.39 68.30 -21.91 59.00 38.81 12.18 63.60 --- --- Peak 2 15780.00 47.10 74.00 -26.90 55.56 40.92 14.69 64.07 --- --- Peak

Mode	223	
	Harmonic	
	U-NII-2A_5.25-5.35_802.11ax HE20_CH60_Full RU_5300MHz	
ANT	SISO 15	
Pol.	Horizontal	Vertical
Peak Avg	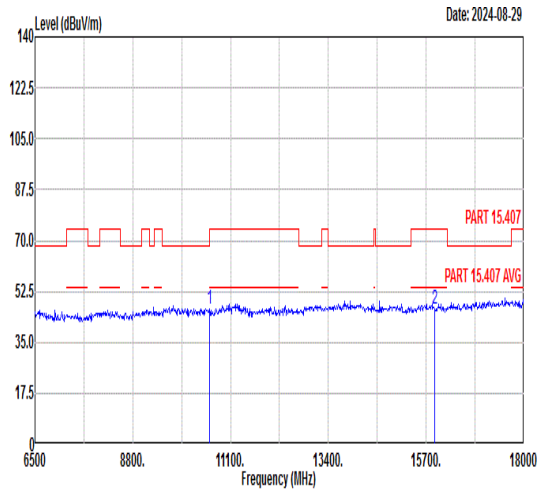 Freq Level Limit Line Margin Read Level Ant Factor Cable Loss Preamp Factor APos TPos Remark MHz dBuV/m dBuV/m dB dBuV dB/m dB dB cm deg 1 10600.00 46.50 74.00 -27.50 59.00 38.84 12.23 63.57 --- --- Peak 2 15900.00 46.52 74.00 -27.48 54.86 41.02 14.75 64.11 --- --- Peak	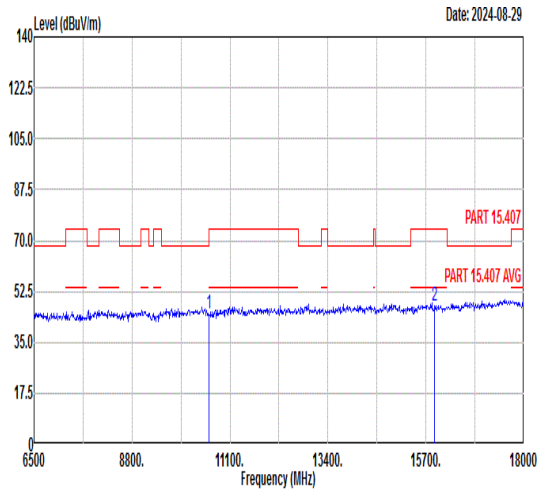 Freq Level Limit Line Margin Read Level Ant Factor Cable Loss Preamp Factor APos TPos Remark MHz dBuV/m dBuV/m dB dBuV dB/m dB dB cm deg 1 10600.00 44.66 74.00 -29.34 57.16 38.84 12.23 63.57 --- --- Peak 2 15900.00 47.78 74.00 -26.22 56.12 41.02 14.75 64.11 --- --- Peak

Mode	224	
	Band Edge	
	U-NII-2A_5.25-5.35_802.11ax HE20_CH64_Full RU_5320MHz	
ANT	SISO 15	
Pol.	Horizontal	Fundamental
Peak	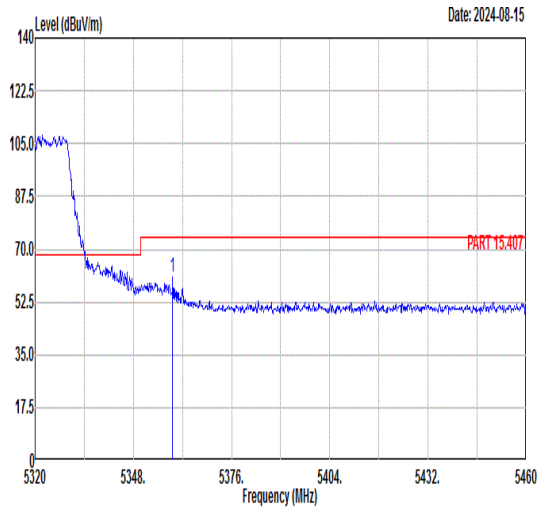 Freq Level Limit Line Margin Read Level Ant Factor Cable Loss Preamp Factor APos TPos Remark MHz dBuV/m dBuV/m dB dBuV dB/m dB dB cm deg 1 5359.20 60.54 74.00 -13.46 47.78 35.98 9.41 32.63 120 36 PEAK	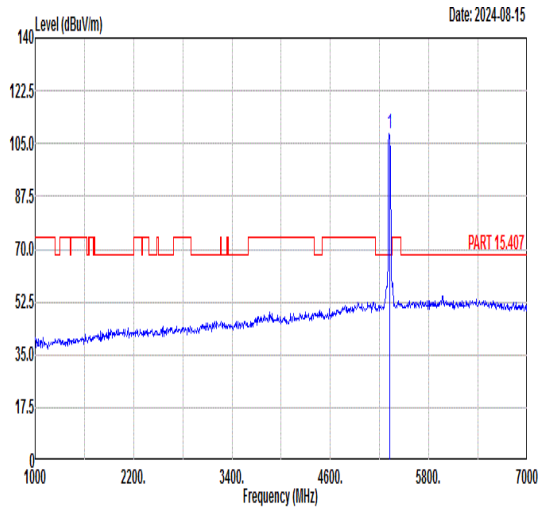 Freq Level Limit Line Margin Read Level Ant Factor Cable Loss Preamp Factor APos TPos Remark MHz dBuV/m dBuV/m dB dBuV dB/m dB dB cm deg 1 5320.00 108.42 ------ ------ 95.87 36.01 9.18 32.64 120 36 PEAK
Avg	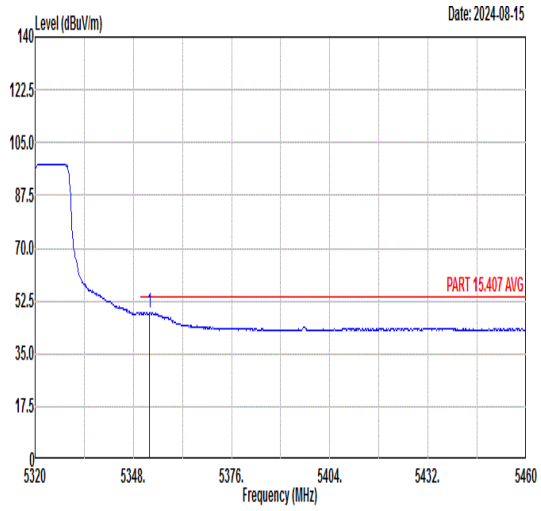 Freq Level Limit Line Margin Read Level Ant Factor Cable Loss Preamp Factor APos TPos Remark MHz dBuV/m dBuV/m dB dBuV dB/m dB dB cm deg 1 5352.62 48.84 54.00 -5.16 36.10 35.99 9.38 32.63 120 36 AVERAGE	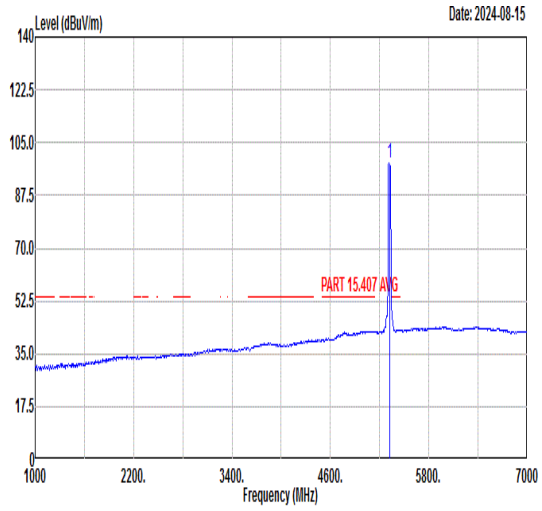 Freq Level Limit Line Margin Read Level Ant Factor Cable Loss Preamp Factor APos TPos Remark MHz dBuV/m dBuV/m dB dBuV dB/m dB dB cm deg 1 5320.00 98.06 ------ ------ 85.51 36.01 9.18 32.64 120 36 AVERAGE

Mode	224	
	Band Edge	
	U-NII-2A_5.25-5.35_802.11ax HE20_CH64_Full RU_5320MHz	
ANT	SISO 15	
Pol.	Vertical	Fundamental
Peak	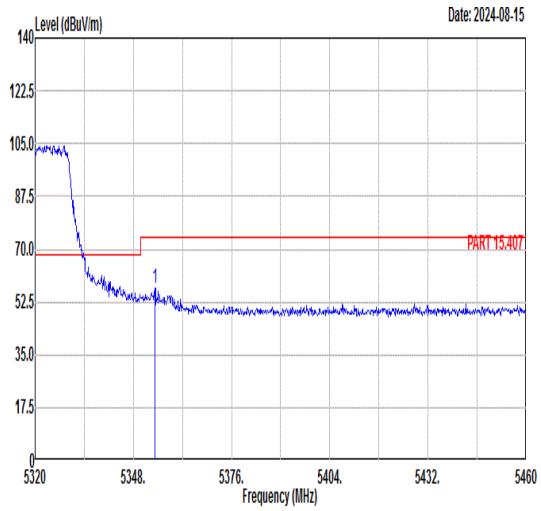 Freq Level Limit Line Margin Read Level Ant Factor Cable Loss Preamp Factor APos TPos Remark MHz dBuV/m dBuV/m dB dBuV dB/m dB dB cm deg 1 5354.16 56.92 74.00 -17.08 44.17 35.99 9.39 32.63 100 19 PEAK	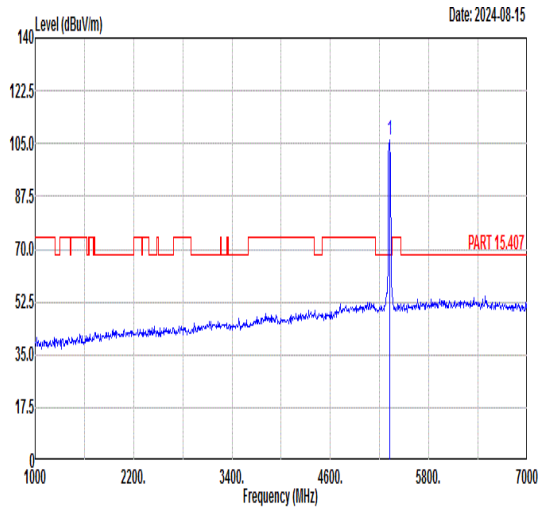 Freq Level Limit Line Margin Read Level Ant Factor Cable Loss Preamp Factor APos TPos Remark MHz dBuV/m dBuV/m dB dBuV dB/m dB dB cm deg 1 5320.00 106.10 ------ ------ 93.52 36.01 9.21 32.64 100 19 PEAK
Avg	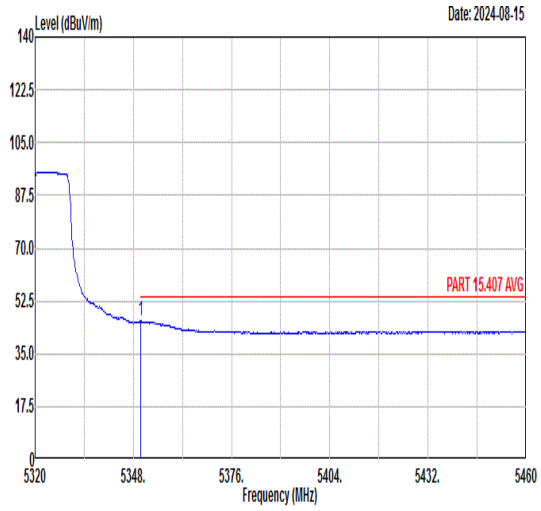 Freq Level Limit Line Margin Read Level Ant Factor Cable Loss Preamp Factor APos TPos Remark MHz dBuV/m dBuV/m dB dBuV dB/m dB dB cm deg 1 5350.10 45.85 54.00 -8.15 33.12 35.99 9.37 32.63 100 19 AVERAGE	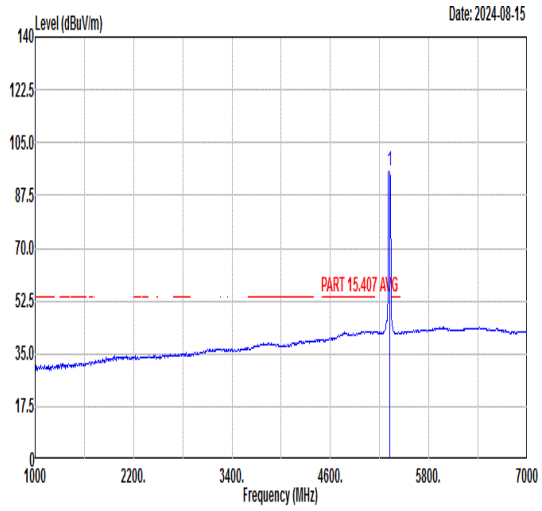 Freq Level Limit Line Margin Read Level Ant Factor Cable Loss Preamp Factor APos TPos Remark MHz dBuV/m dBuV/m dB dBuV dB/m dB dB cm deg 1 5320.00 95.65 ------ ------ 83.10 36.01 9.18 32.64 100 19 AVERAGE

Mode	224	
	Harmonic	
	U-NII-2A_5.25-5.35_802.11ax HE20_CH64_Full RU_5320MHz	
ANT	SISO 15	
Pol.	Horizontal	Vertical
Peak Avg	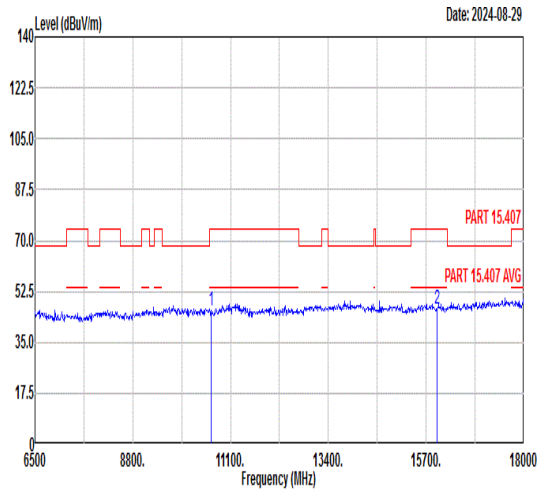 Freq Level Limit Line Margin Read Level Ant Factor Cable Loss Preamp Factor APos TPos Remark MHz dBuV/m dBuV/m dB dBuV dB/m dB dB cm deg 1 10640.00 45.94 74.00 -28.06 58.37 38.86 12.26 63.55 --- --- Peak 2 15960.00 46.71 74.00 -27.29 55.00 41.07 14.77 64.13 --- --- Peak	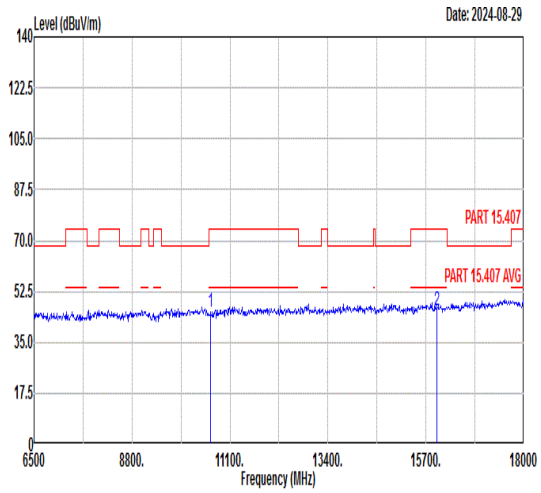 Freq Level Limit Line Margin Read Level Ant Factor Cable Loss Preamp Factor APos TPos Remark MHz dBuV/m dBuV/m dB dBuV dB/m dB dB cm deg 1 10640.00 45.31 74.00 -28.69 57.74 38.86 12.26 63.55 --- --- Peak 2 15960.00 46.14 74.00 -27.86 54.43 41.07 14.77 64.13 --- --- Peak

Mode	225	
	Band Edge	
	U-NII-2C_5.47-5.725_802.11ax HE20_CH100_Full RU_5500MHz	
ANT	SISO 15	
Pol.	Horizontal	Fundamental
Peak	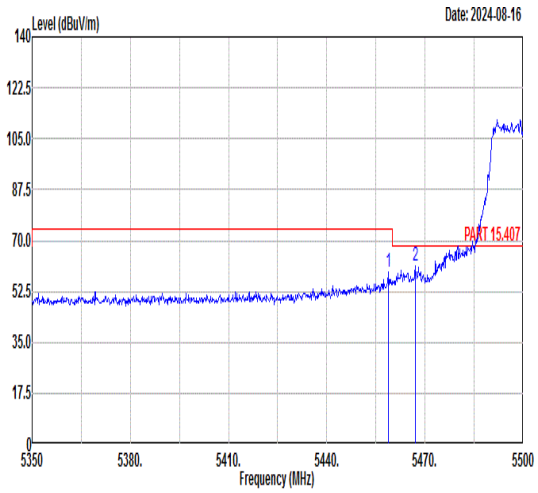 Freq Level Limit Line Margin Read Level Ant Factor Cable Loss Preamp Factor APos TPos Remark 1 5458.75 59.38 74.00 -14.62 46.38 35.92 9.69 32.61 100 33 PEAK 2 5467.00 61.11 68.30 -7.19 48.11 35.92 9.69 32.61 100 33 PEAK	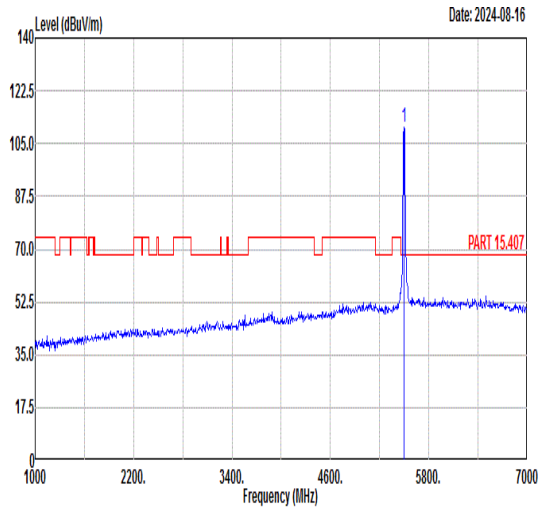 Freq Level Limit Line Margin Read Level Ant Factor Cable Loss Preamp Factor APos TPos Remark 1 5500.00 110.64 ------ ------ 97.63 35.90 9.71 32.60 100 33 PEAK
Avg	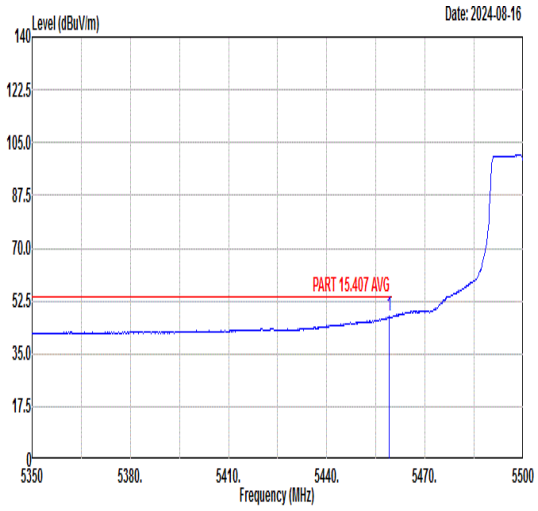 Freq Level Limit Line Margin Read Level Ant Factor Cable Loss Preamp Factor APos TPos Remark 1 5459.05 47.40 54.00 -6.60 34.40 35.92 9.69 32.61 100 33 AVERAGE	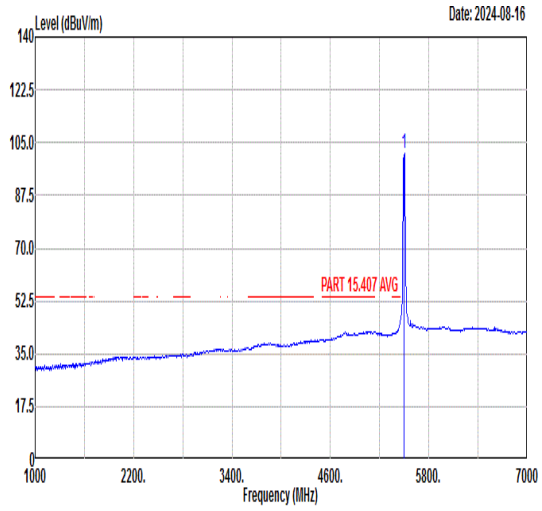 Freq Level Limit Line Margin Read Level Ant Factor Cable Loss Preamp Factor APos TPos Remark 1 5500.00 101.24 ------ ------ 88.22 35.91 9.71 32.60 100 33 AVERAGE

Mode	225	
	Band Edge	
	U-NII-2C_5.47-5.725_802.11ax HE20_CH100_Full RU_5500MHz	
ANT	SISO 15	
Pol.	Vertical	Fundamental
Peak	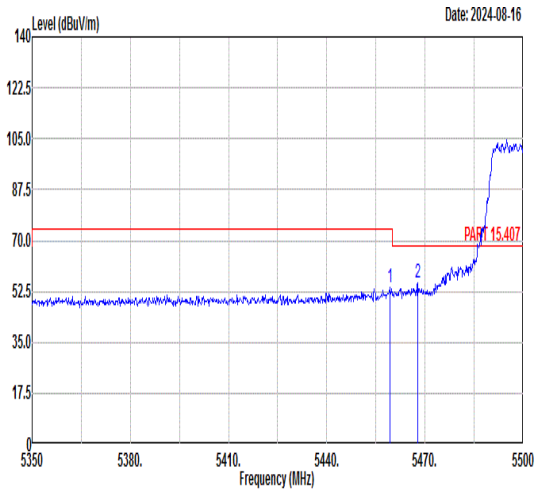 Freq Level Limit Line Margin Read Level Ant Factor Cable Loss Preamp Factor APos TPos Remark MHz dBuV/m dBuV/m dB dBuV dB/m dB dB cm deg 1 5459.20 53.86 74.00 -20.14 40.86 35.92 9.69 32.61 100 45 PEAK 2 5467.75 55.51 68.30 -12.79 42.51 35.92 9.69 32.61 100 45 PEAK	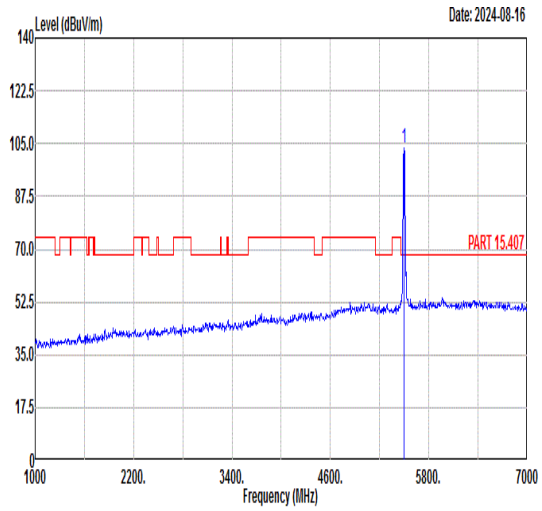 Freq Level Limit Line Margin Read Level Ant Factor Cable Loss Preamp Factor APos TPos Remark MHz dBuV/m dBuV/m dB dBuV dB/m dB dB cm deg 1 5500.00 103.66 ------ ------ 90.66 35.90 9.70 32.60 100 45 PEAK
Avg	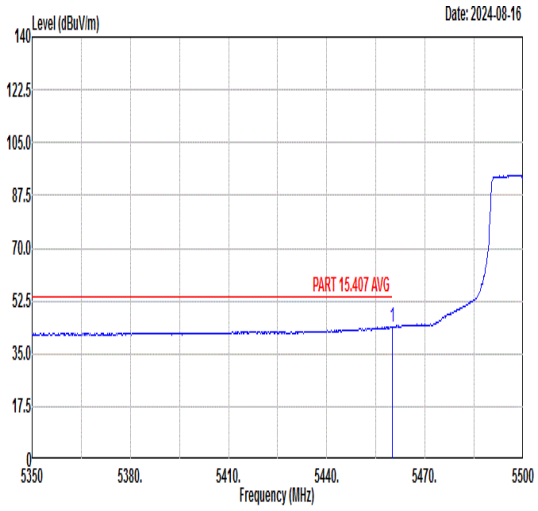 Freq Level Limit Line Margin Read Level Ant Factor Cable Loss Preamp Factor APos TPos Remark MHz dBuV/m dBuV/m dB dBuV dB/m dB dB cm deg 1 5459.95 43.91 54.00 -10.09 30.91 35.92 9.69 32.61 100 45 AVERAGE	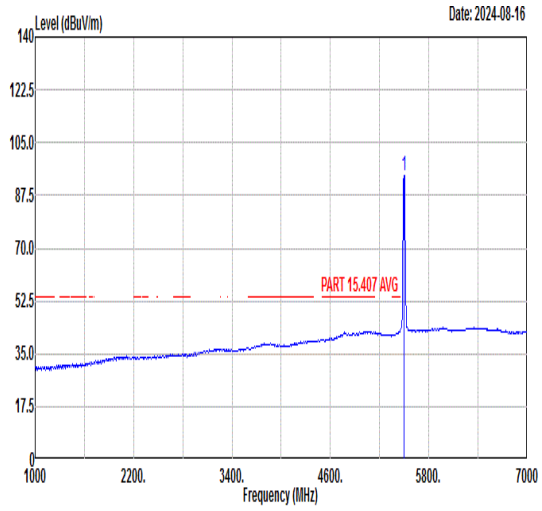 Freq Level Limit Line Margin Read Level Ant Factor Cable Loss Preamp Factor APos TPos Remark MHz dBuV/m dBuV/m dB dBuV dB/m dB dB cm deg 1 5500.00 94.06 ------ ------ 81.04 35.91 9.71 32.60 100 45 AVERAGE

Mode	225	
	Harmonic	
	U-NII-2C_5.47-5.725_802.11ax HE20_CH100_Full RU_5500MHz	
ANT	SISO 15	
Pol.	Horizontal	Vertical
Peak Avg	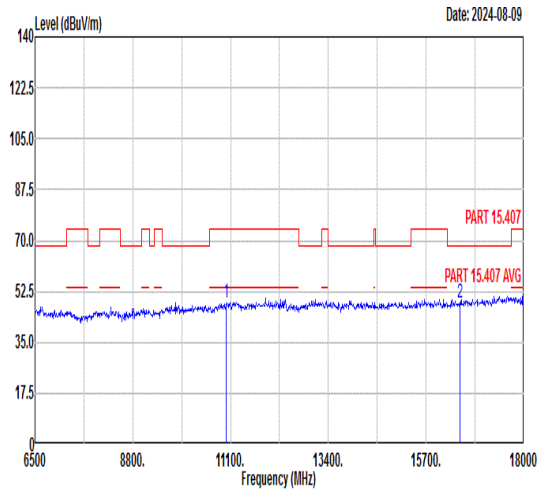 Freq Level Limit Line Margin Read Level Ant Factor Cable Loss Preamp Factor APos TPos Remark MHz dBuV/m dBuV/m dB dBuV dB/m dB dB cm deg 1 11000.00 48.64 74.00 -25.36 60.54 39.00 12.52 63.42 --- --- Peak 2 16500.00 48.71 68.30 -19.59 56.85 41.35 15.17 64.66 --- --- Peak	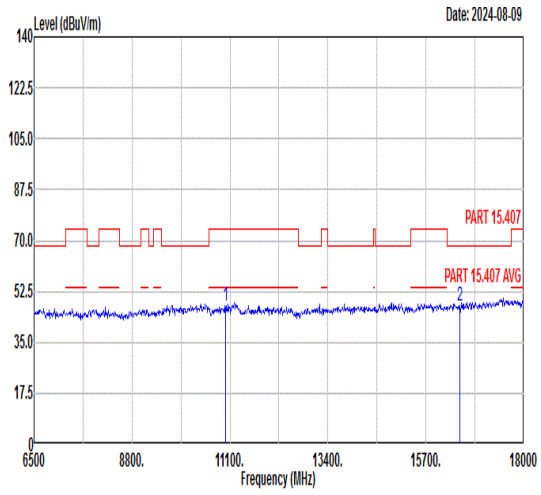 Freq Level Limit Line Margin Read Level Ant Factor Cable Loss Preamp Factor APos TPos Remark MHz dBuV/m dBuV/m dB dBuV dB/m dB dB cm deg 1 11000.00 47.39 74.00 -26.61 59.29 39.00 12.52 63.42 --- --- Peak 2 16500.00 47.33 68.30 -20.97 55.47 41.35 15.17 64.66 --- --- Peak

Mode	226	
	Harmonic	
	U-NII-2C_5.47-5.725_802.11ax HE20_CH116_Full RU_5580MHz	
ANT	SISO 15	
Pol.	Horizontal	Vertical
Peak Avg	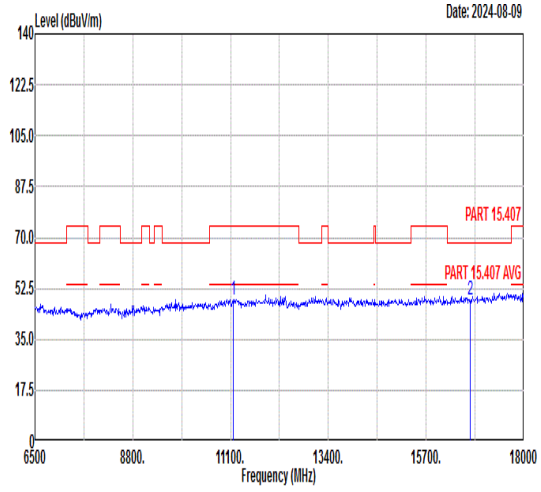 Freq Level Limit Line Margin Read Level Ant Factor Cable Loss Preamp Factor APos TPos Remark MHz dBuV/m dBuV/m dB dBuV dB/m dB dB cm deg 1 11160.00 48.34 74.00 -25.66 60.07 39.06 12.64 63.43 --- --- Peak 2 16740.00 48.58 68.30 -19.72 56.67 41.47 15.35 64.91 --- --- Peak	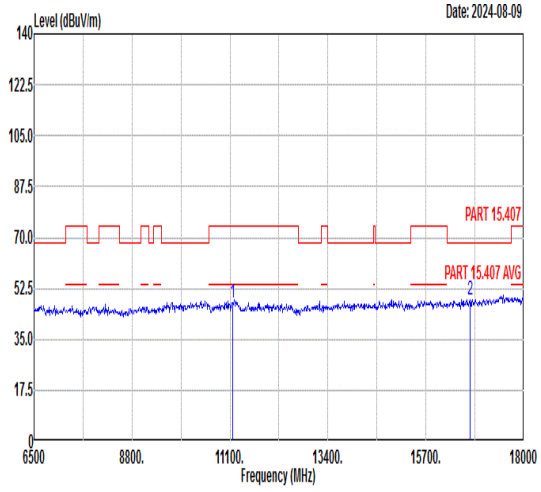 Freq Level Limit Line Margin Read Level Ant Factor Cable Loss Preamp Factor APos TPos Remark MHz dBuV/m dBuV/m dB dBuV dB/m dB dB cm deg 1 11160.00 47.60 74.00 -26.40 59.33 39.06 12.64 63.43 --- --- Peak 2 16740.00 48.54 68.30 -19.76 56.63 41.47 15.35 64.91 --- --- Peak

Mode	227	
	Band Edge	
	U-NII-2C_5.47-5.725_802.11ax HE20_CH140_Full RU_5700MHz	
ANT	SISO 15	
Pol.	Horizontal	Fundamental
Peak	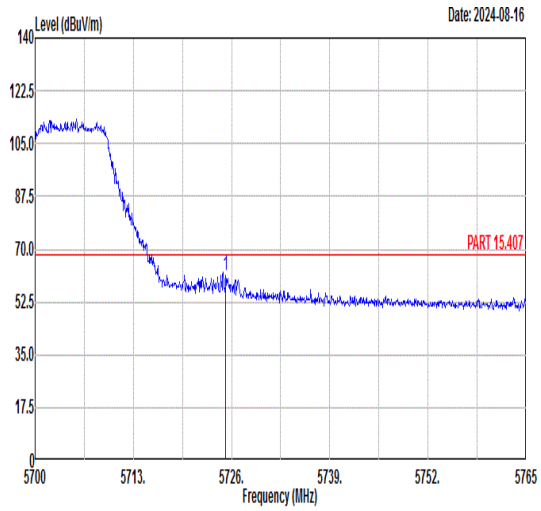 Freq Level Limit Line Margin Read Level Ant Factor Cable Loss Preamp Factor APos TPos Remark MHz dBuV/m dBuV/m dB dBuV dB/m dB dB cm deg 1 5725.22 61.22 68.30 -7.08 47.67 36.22 10.02 32.69 102 21 PEAK	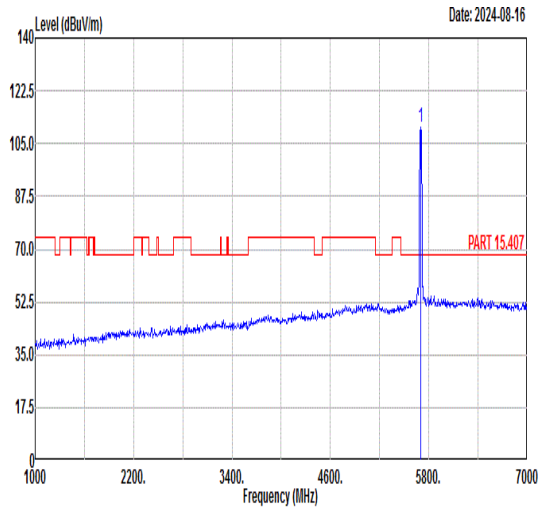 Freq Level Limit Line Margin Read Level Ant Factor Cable Loss Preamp Factor APos TPos Remark MHz dBuV/m dBuV/m dB dBuV dB/m dB dB cm deg 1 5700.00 110.62 ------ ------ 97.14 36.19 9.97 32.68 102 21 PEAK
Avg	Blank	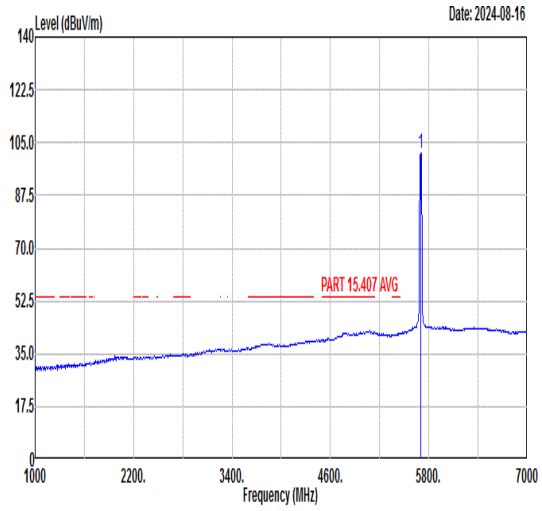 Freq Level Limit Line Margin Read Level Ant Factor Cable Loss Preamp Factor APos TPos Remark MHz dBuV/m dBuV/m dB dBuV dB/m dB dB cm deg 1 5700.00 101.53 ------ ------ 88.05 36.19 9.97 32.68 102 21 AVERAGE

Mode	227	
	Band Edge	
	U-NII-2C_5.47-5.725_802.11ax HE20_CH140_Full RU_5700MHz	
ANT	SISO 15	
Pol.	Vertical	Fundamental
Peak	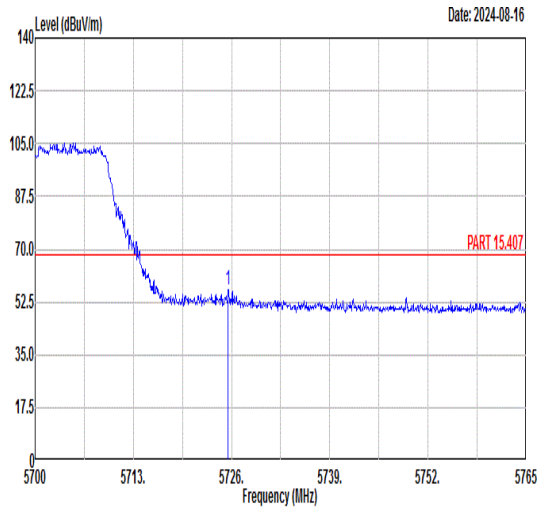 Freq Level Limit Line Margin Read Level Ant Factor Cable Loss Preamp Factor APos TPos Remark MHz dBuV/m dBuV/m dB dBuV dB/m dB dB cm deg 1 5725.55 56.41 68.30 -11.89 42.86 36.22 10.02 32.69 111 42 PEAK	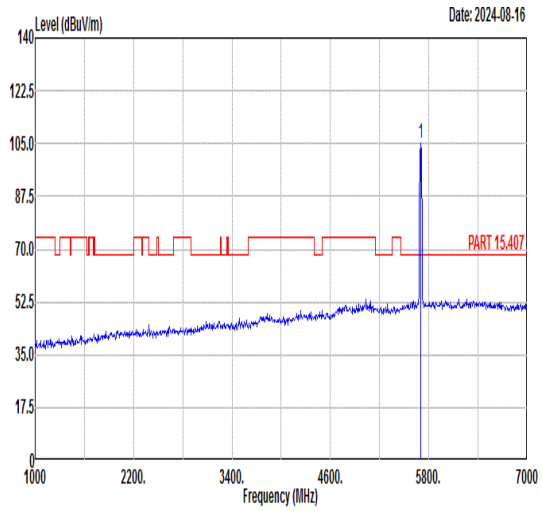 Freq Level Limit Line Margin Read Level Ant Factor Cable Loss Preamp Factor APos TPos Remark MHz dBuV/m dBuV/m dB dBuV dB/m dB dB cm deg 1 5700.00 105.34 ------ ------ 91.86 36.19 9.97 32.68 111 42 PEAK
Avg	Blank	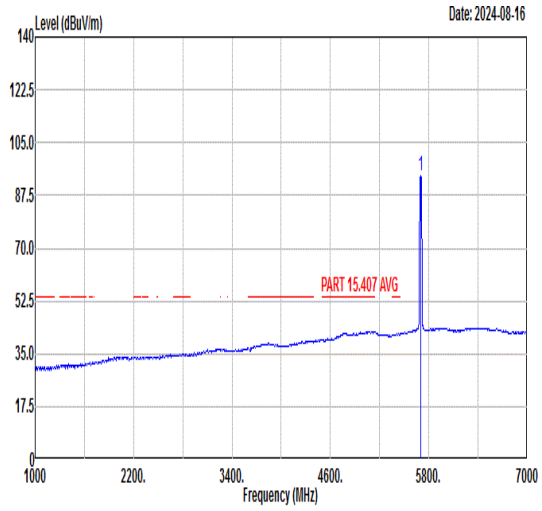 Freq Level Limit Line Margin Read Level Ant Factor Cable Loss Preamp Factor APos TPos Remark MHz dBuV/m dBuV/m dB dBuV dB/m dB dB cm deg 1 5700.00 94.25 ------ ------ 80.77 36.19 9.97 32.68 111 42 AVERAGE

Mode	227	
	Harmonic	
	U-NII-2C_5.47-5.725_802.11ax HE20_CH140_Full RU_5700MHz	
ANT	SISO 15	
Pol.	Horizontal	Vertical
Peak Avg	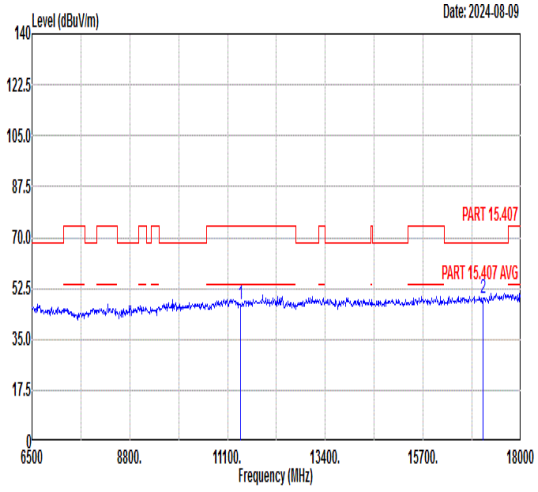 Freq Level Limit Line Margin Read Level Ant Factor Cable Loss Preamp Factor APos TPos Remark MHz dBuV/m dBuV/m dB dBuV dB/m dB dB cm deg 1 11400.00 47.28 74.00 -26.72 58.75 39.16 12.81 63.44 --- --- Peak 2 17100.00 49.21 68.30 -19.09 57.11 41.71 15.62 65.23 --- --- Peak	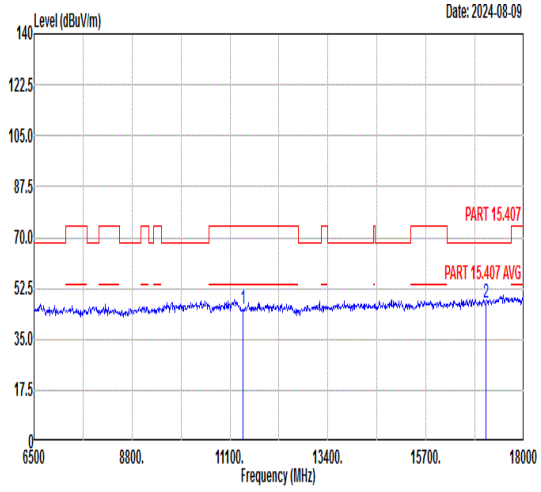 Freq Level Limit Line Margin Read Level Ant Factor Cable Loss Preamp Factor APos TPos Remark MHz dBuV/m dBuV/m dB dBuV dB/m dB dB cm deg 1 11400.00 45.57 74.00 -28.43 57.04 39.16 12.81 63.44 --- --- Peak 2 17100.00 47.77 68.30 -20.53 55.67 41.71 15.62 65.23 --- --- Peak

Mode	228	
	Band Edge - L	
	U-NII-1_5.15-5.25_802.11ax HE40_CH38_Full RU_5190MHz	
ANT	SISO 15	
Pol.	Horizontal	Fundamental
Peak	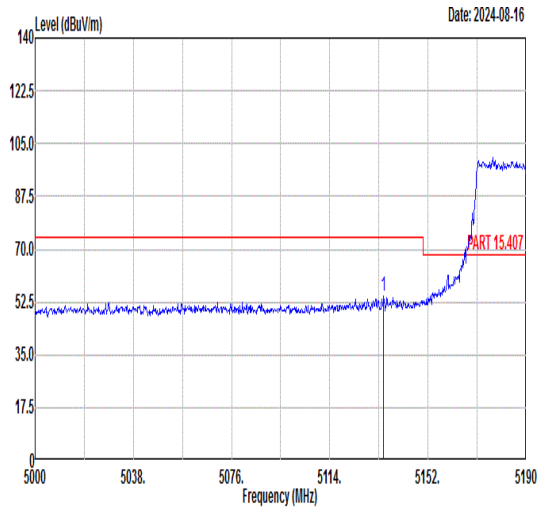 Freq Level Limit Line Margin Read Level Ant Factor Cable Loss Preamp Factor APos TPos Remark MHz dBuV/m dBuV/m dB dBuV dB/m dB dB cm deg 1 5134.90 54.22 74.00 -19.78 42.26 36.12 8.51 32.67 100 61 PEAK	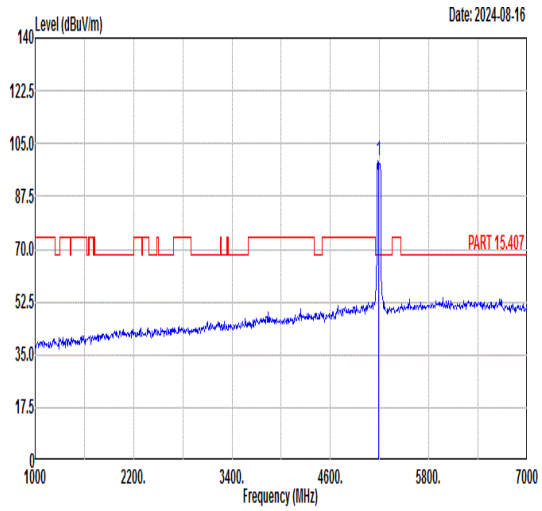 Freq Level Limit Line Margin Read Level Ant Factor Cable Loss Preamp Factor APos TPos Remark MHz dBuV/m dBuV/m dB dBuV dB/m dB dB cm deg 1 5190.00 99.41 ------ ------ 87.40 36.09 8.58 32.66 100 61 PEAK
Avg	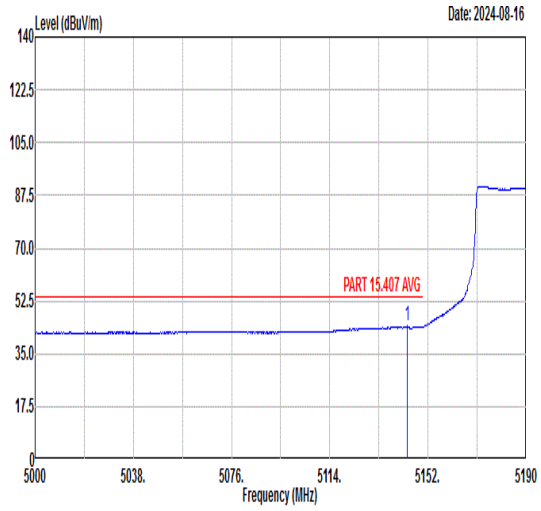 Freq Level Limit Line Margin Read Level Ant Factor Cable Loss Preamp Factor APos TPos Remark MHz dBuV/m dBuV/m dB dBuV dB/m dB dB cm deg 1 5144.02 44.12 54.00 -9.88 32.16 36.11 8.52 32.67 100 61 AVERAGE	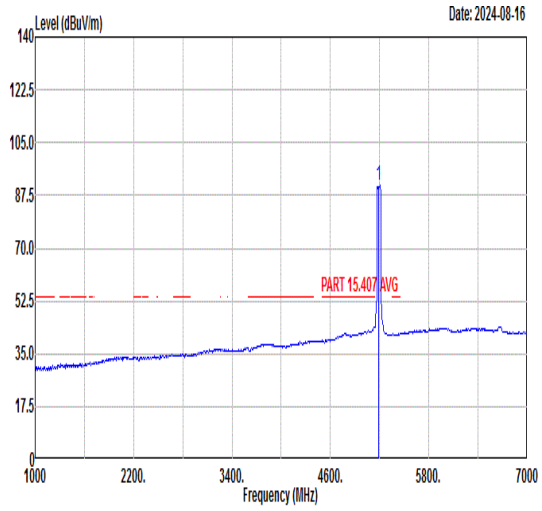 Freq Level Limit Line Margin Read Level Ant Factor Cable Loss Preamp Factor APos TPos Remark MHz dBuV/m dBuV/m dB dBuV dB/m dB dB cm deg 1 5190.00 90.74 ------ ------ 78.68 36.08 8.64 32.66 100 61 AVERAGE

Mode	228	
	Band Edge - R	
	U-NII-1_5.15-5.25_802.11ax HE40_CH38_Full RU_5190MHz	
ANT	SISO 15	
Pol.	Horizontal	Fundamental
Peak	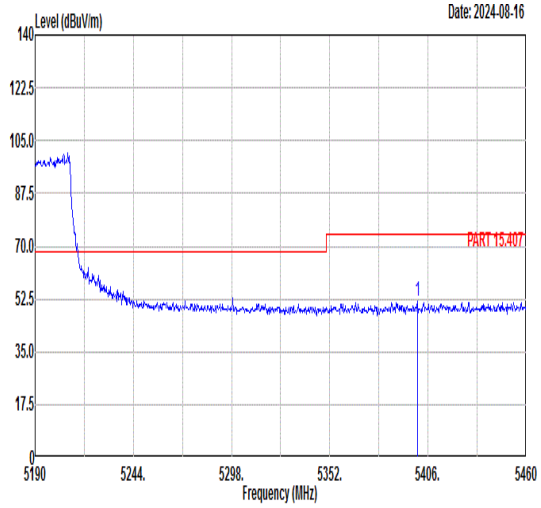 Freq Level Limit Line Margin Read Level Ant Factor Cable Loss Preamp Factor APos TPos Remark MHz dBuV/m dBuV/m dB dBuV dB/m dB dB cm deg 1 5400.06 52.01 74.00 -21.99 39.05 35.96 9.62 32.62 100 61 PEAK	Blank
Avg	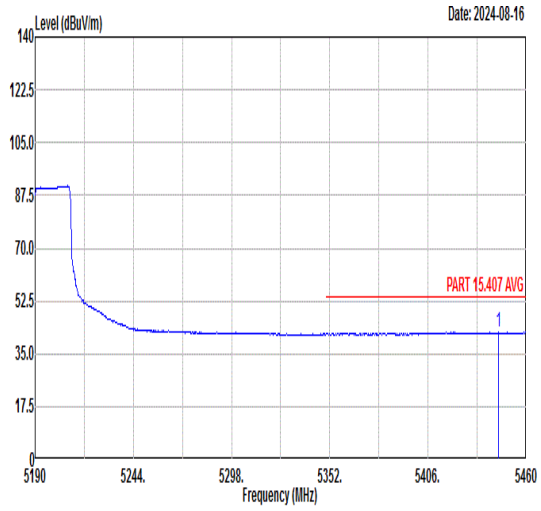 Freq Level Limit Line Margin Read Level Ant Factor Cable Loss Preamp Factor APos TPos Remark MHz dBuV/m dBuV/m dB dBuV dB/m dB dB cm deg 1 5444.61 42.18 54.00 -11.82 29.18 35.93 9.68 32.61 100 61 AVERAGE	Blank

Mode	228	
	Band Edge - L	
	U-NII-1_5.15-5.25_802.11ax HE40_CH38_Full RU_5190MHz	
ANT	SISO 15	
Pol.	Vertical	Fundamental
Peak	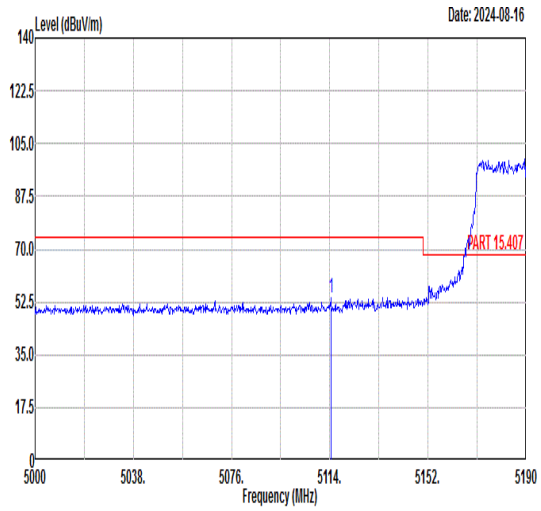 Freq Level Limit Line Margin Read Level Ant Factor Cable Loss Preamp Factor APos TPos Remark MHz dBuV/m dBuV/m dB dBuV dB/m dB dB cm deg 1 5114.38 53.95 74.00 -20.05 42.03 36.13 8.47 32.68 100 37 PEAK	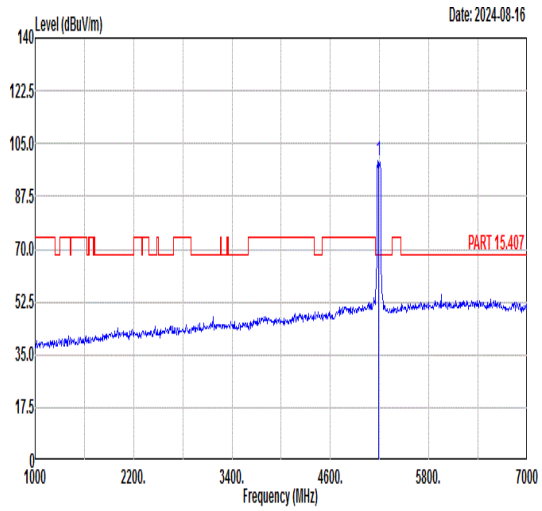 Freq Level Limit Line Margin Read Level Ant Factor Cable Loss Preamp Factor APos TPos Remark MHz dBuV/m dBuV/m dB dBuV dB/m dB dB cm deg 1 5190.00 99.37 ------ ------ 87.36 36.09 8.58 32.66 100 37 PEAK
Avg	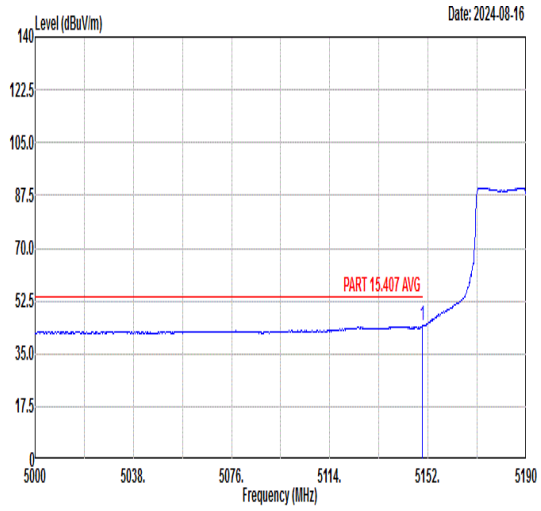 Freq Level Limit Line Margin Read Level Ant Factor Cable Loss Preamp Factor APos TPos Remark MHz dBuV/m dBuV/m dB dBuV dB/m dB dB cm deg 1 5149.91 44.11 54.00 -9.89 32.13 36.11 8.54 32.67 100 37 AVERAGE	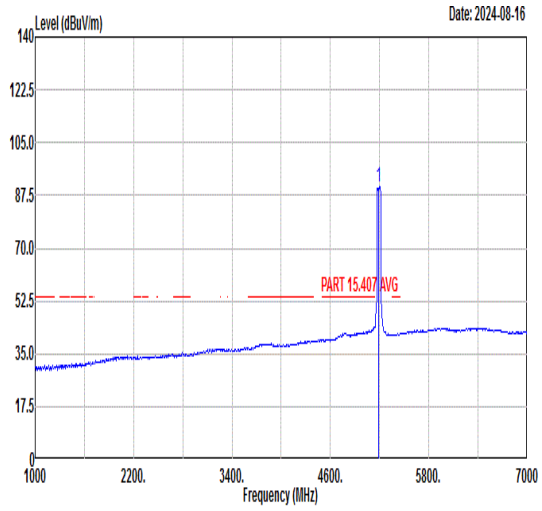 Freq Level Limit Line Margin Read Level Ant Factor Cable Loss Preamp Factor APos TPos Remark MHz dBuV/m dBuV/m dB dBuV dB/m dB dB cm deg 1 5190.00 90.42 ------ ------ 78.36 36.08 8.64 32.66 100 37 AVERAGE

Mode	228	
	Band Edge - R	
	U-NII-1_5.15-5.25_802.11ax HE40_CH38_Full RU_5190MHz	
ANT	SISO 15	
Pol.	Vertical	Fundamental
Peak	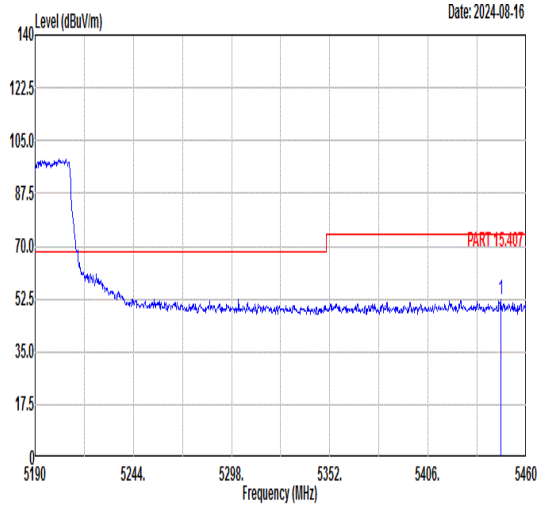 Freq Level Limit Line Margin Read Level Ant Factor Cable Loss Preamp Factor APos TPos Remark MHz dBuV/m dBuV/m dB dBuV dB/m dB dB cm deg 1 5446.23 52.32 74.00 -21.68 39.32 35.93 9.68 32.61 100 37 PEAK	Blank
Avg	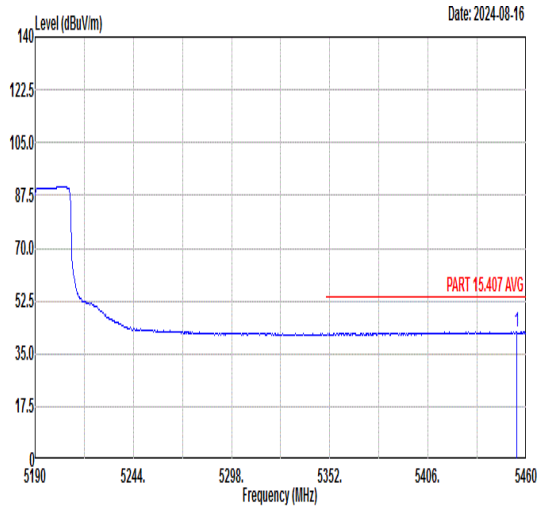 Freq Level Limit Line Margin Read Level Ant Factor Cable Loss Preamp Factor APos TPos Remark MHz dBuV/m dBuV/m dB dBuV dB/m dB dB cm deg 1 5454.87 42.19 54.00 -11.81 29.19 35.93 9.68 32.61 100 37 AVERAGE	Blank

Mode	229	
	Band Edge - L	
	U-NII-1_5.15-5.25_802.11ax HE40_CH46_Full RU_5230MHz	
ANT	SISO 15	
Pol.	Horizontal	Fundamental
Peak	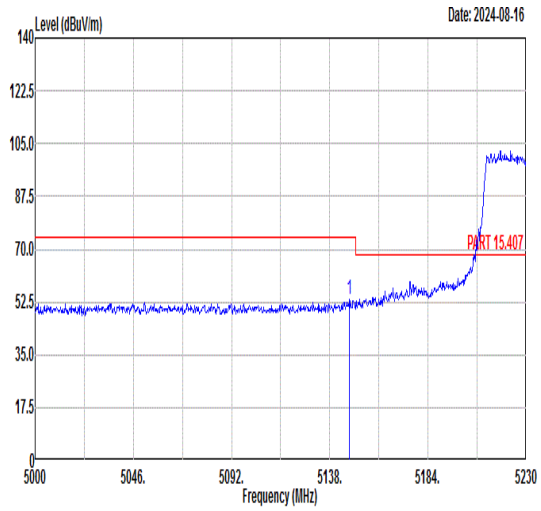 Freq Level Limit Line Margin Read Level Ant Factor Cable Loss Preamp Factor APos TPos Remark MHz dBuV/m dBuV/m dB dBuV dB/m dB dB cm deg 1 5147.20 53.28 74.00 -20.72 41.31 36.11 8.53 32.67 100 26 PEAK	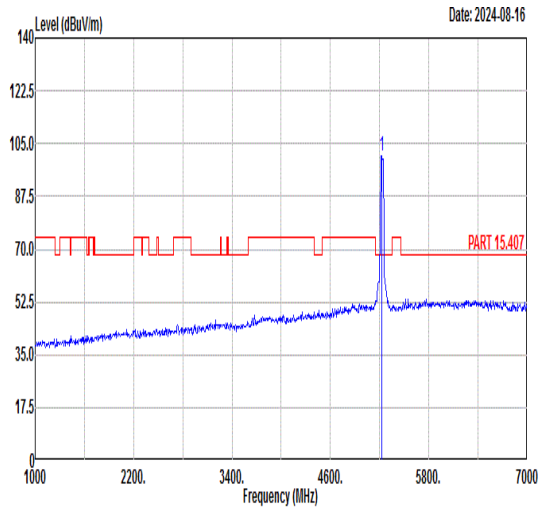 Freq Level Limit Line Margin Read Level Ant Factor Cable Loss Preamp Factor APos TPos Remark MHz dBuV/m dBuV/m dB dBuV dB/m dB dB cm deg 1 5230.00 101.11 ------ ------ 88.99 36.07 8.71 32.66 100 26 PEAK
Avg	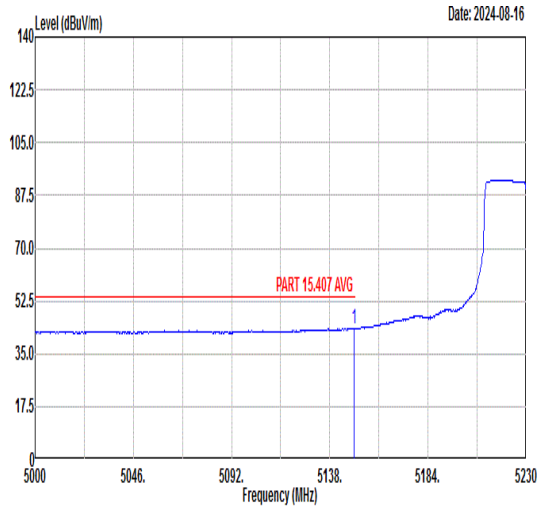 Freq Level Limit Line Margin Read Level Ant Factor Cable Loss Preamp Factor APos TPos Remark MHz dBuV/m dBuV/m dB dBuV dB/m dB dB cm deg 1 5149.50 43.49 54.00 -10.51 31.52 36.11 8.53 32.67 100 26 AVERAGE	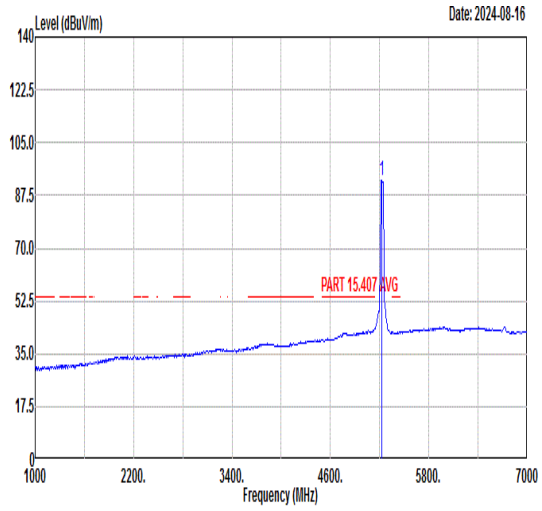 Freq Level Limit Line Margin Read Level Ant Factor Cable Loss Preamp Factor APos TPos Remark MHz dBuV/m dBuV/m dB dBuV dB/m dB dB cm deg 1 5230.00 92.62 ------ ------ 80.53 36.07 8.68 32.66 100 26 AVERAGE

Mode	229	
	Band Edge - R	
	U-NII-1_5.15-5.25_802.11ax HE40_CH46_Full RU_5230MHz	
ANT	SISO 15	
Pol.	Horizontal	Fundamental
Peak	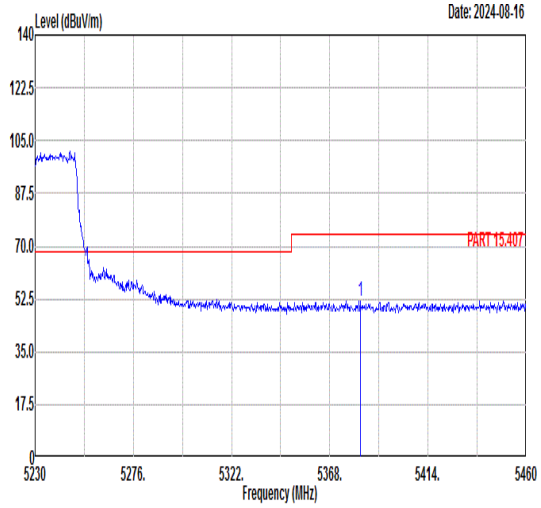 Freq Level Limit Line Margin Read Level Ant Factor Cable Loss Preamp Factor APos TPos Remark MHz dBuV/m dBuV/m dB dBuV dB/m dB dB cm deg 1 5382.26 51.87 74.00 -22.13 38.99 35.97 9.53 32.62 100 26 PEAK	Blank
Avg	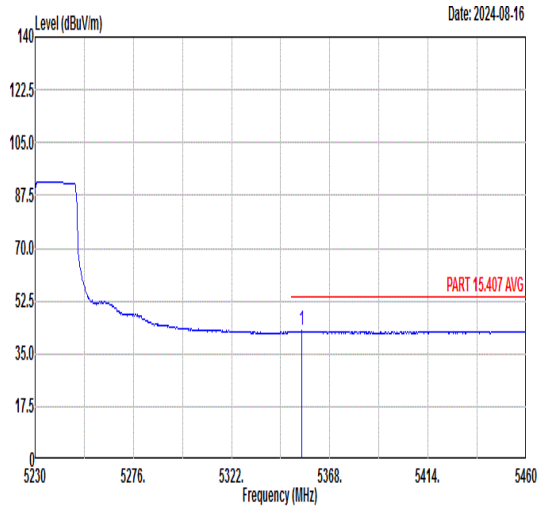 Freq Level Limit Line Margin Read Level Ant Factor Cable Loss Preamp Factor APos TPos Remark MHz dBuV/m dBuV/m dB dBuV dB/m dB dB cm deg 1 5354.89 42.56 54.00 -11.44 29.81 35.99 9.39 32.63 100 26 AVERAGE	Blank

Mode	229	
	Band Edge - L	
	U-NII-1_5.15-5.25_802.11ax HE40_CH46_Full RU_5230MHz	
ANT	SISO 15	
Pol.	Vertical	Fundamental
Peak	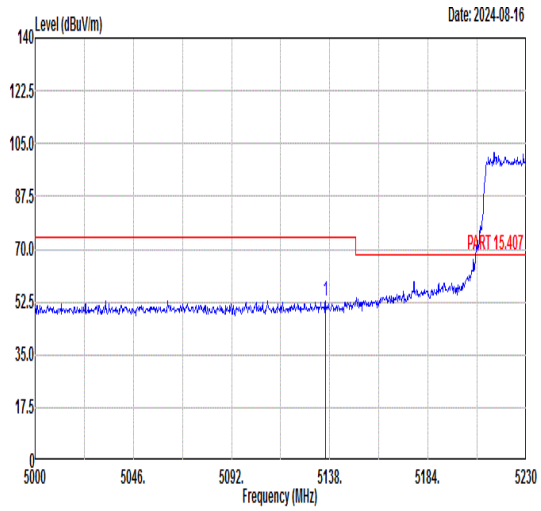 Freq Level Limit Line Margin Read Level Ant Factor Cable Loss Preamp Factor APos TPos Remark MHz dBuV/m dBuV/m dB dBuV dB/m dB dB cm deg 1 5135.93 53.02 74.00 -20.98 41.06 36.12 8.51 32.67 114 26 PEAK	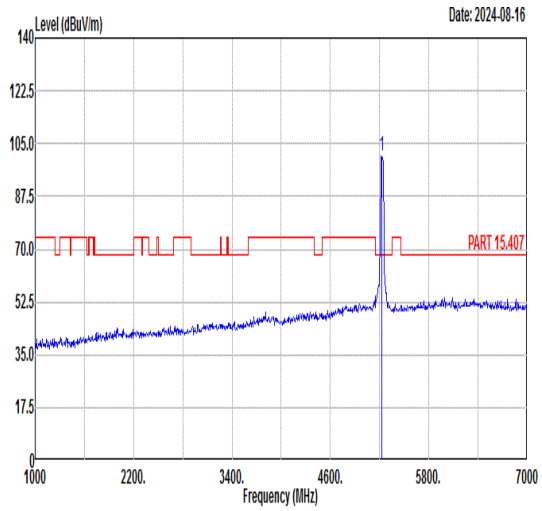 Freq Level Limit Line Margin Read Level Ant Factor Cable Loss Preamp Factor APos TPos Remark MHz dBuV/m dBuV/m dB dBuV dB/m dB dB cm deg 1 5230.00 100.72 ------ ------ 88.63 36.07 8.68 32.66 114 26 PEAK
Avg	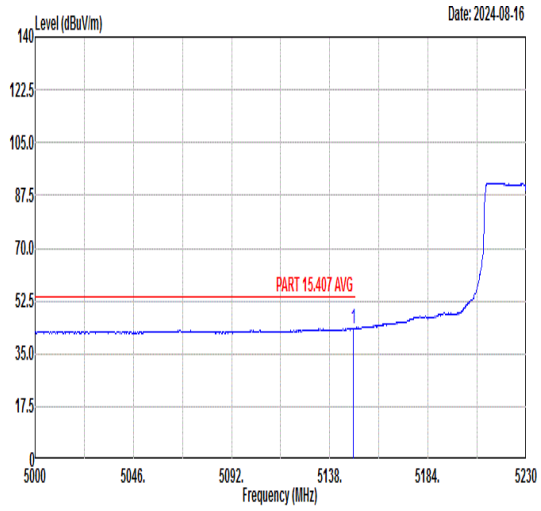 Freq Level Limit Line Margin Read Level Ant Factor Cable Loss Preamp Factor APos TPos Remark MHz dBuV/m dBuV/m dB dBuV dB/m dB dB cm deg 1 5149.04 43.49 54.00 -10.51 31.52 36.11 8.53 32.67 114 26 AVERAGE	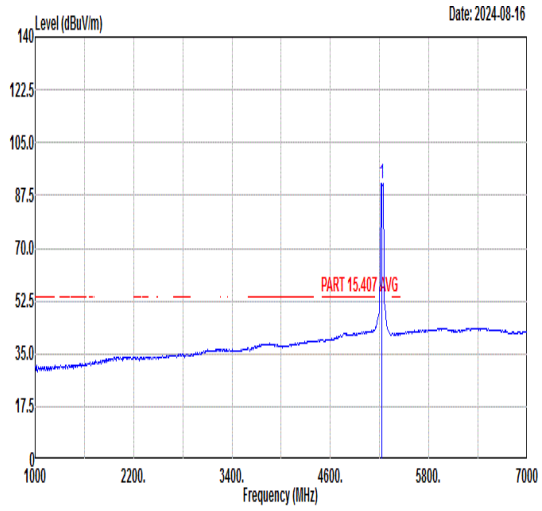 Freq Level Limit Line Margin Read Level Ant Factor Cable Loss Preamp Factor APos TPos Remark MHz dBuV/m dBuV/m dB dBuV dB/m dB dB cm deg 1 5230.00 91.39 ------ ------ 79.33 36.07 8.65 32.66 114 26 AVERAGE

Mode	229	
	Band Edge - R	
	U-NII-1_5.15-5.25_802.11ax HE40_CH46_Full RU_5230MHz	
ANT	SISO 15	
Pol.	Vertical	Fundamental
Peak	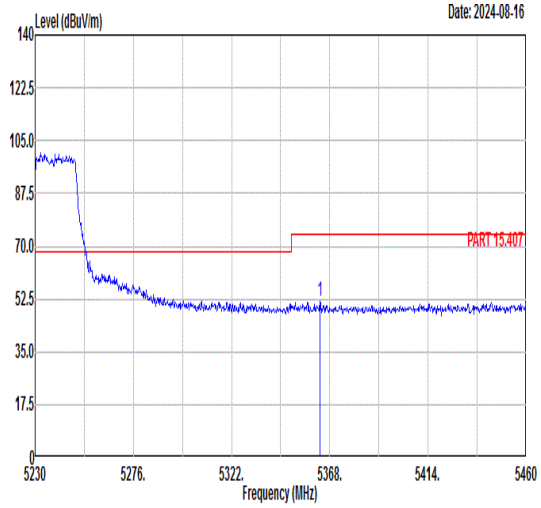 Freq Level Limit Line Margin Read Level Ant Factor Cable Loss Preamp Factor APos TPos Remark MHz dBuV/m dBuV/m dB dBuV dB/m dB dB cm deg 1 5363.40 51.53 74.00 -22.47 38.75 35.98 9.43 32.63 114 26 PEAK	Blank
Avg	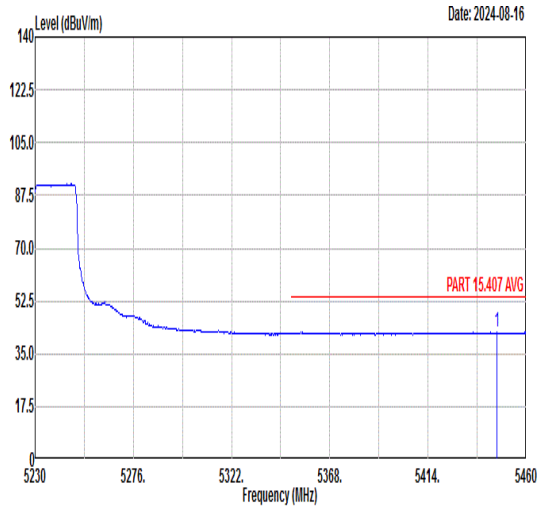 Freq Level Limit Line Margin Read Level Ant Factor Cable Loss Preamp Factor APos TPos Remark MHz dBuV/m dBuV/m dB dBuV dB/m dB dB cm deg 1 5446.20 42.13 54.00 -11.87 29.13 35.93 9.68 32.61 114 26 AVERAGE	Blank

Mode	230	
	Band Edge - L	
	U-NII-2A_5.25-5.35_802.11ax HE40_CH54_Full RU_5270MHz	
ANT	SISO 15	
Pol.	Horizontal	Fundamental
Peak	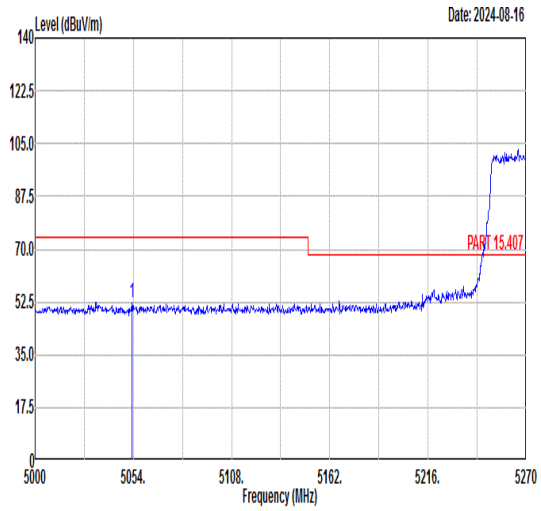 Freq Level Limit Line Margin Read Level Ant Factor Cable Loss Preamp Factor APos TPos Remark MHz dBuV/m dBuV/m dB dBuV dB/m dB dB cm deg 1 5053.19 52.41 74.00 -21.59 40.57 36.17 8.36 32.69 139 27 PEAK	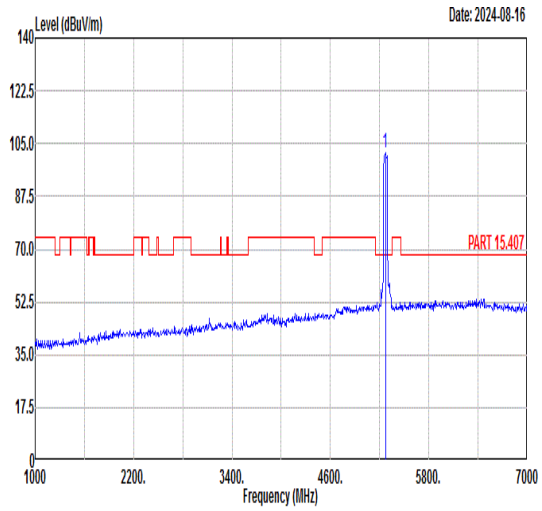 Freq Level Limit Line Margin Read Level Ant Factor Cable Loss Preamp Factor APos TPos Remark MHz dBuV/m dBuV/m dB dBuV dB/m dB dB cm deg 1 5270.00 101.90 ------ ------ 89.55 36.04 8.96 32.65 139 27 PEAK
Avg	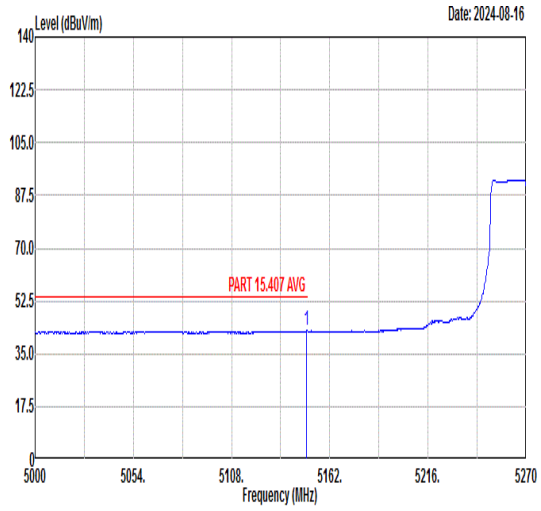 Freq Level Limit Line Margin Read Level Ant Factor Cable Loss Preamp Factor APos TPos Remark MHz dBuV/m dBuV/m dB dBuV dB/m dB dB cm deg 1 5149.31 42.63 54.00 -11.37 30.66 36.11 8.53 32.67 139 27 AVERAGE	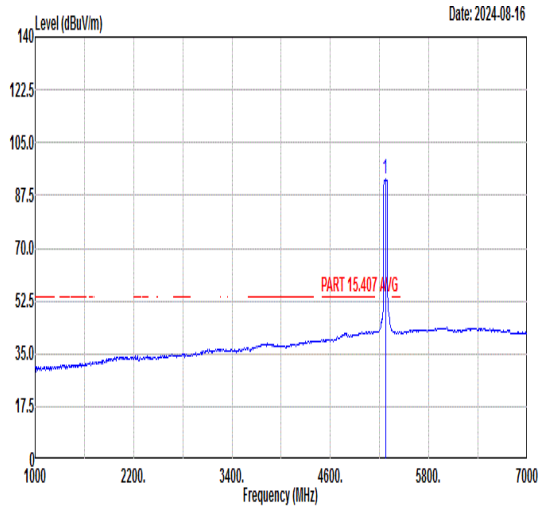 Freq Level Limit Line Margin Read Level Ant Factor Cable Loss Preamp Factor APos TPos Remark MHz dBuV/m dBuV/m dB dBuV dB/m dB dB cm deg 1 5270.00 92.82 ------ ------ 80.44 36.03 8.99 32.64 139 27 AVERAGE

Mode	230	
	Band Edge - R	
	U-NII-2A_5.25-5.35_802.11ax HE40_CH54_Full RU_5270MHz	
ANT	SISO 15	
Pol.	Horizontal	Fundamental
Peak	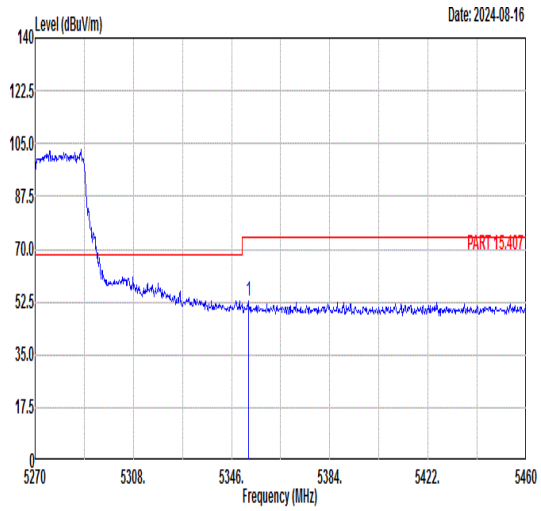 Freq Level Limit Line Margin Read Level Ant Factor Cable Loss Preamp Factor APos TPos Remark MHz dBuV/m dBuV/m dB dBuV dB/m dB dB cm deg 1 5352.46 52.67 74.00 -21.33 39.93 35.99 9.38 32.63 139 27 PEAK	Blank
Avg	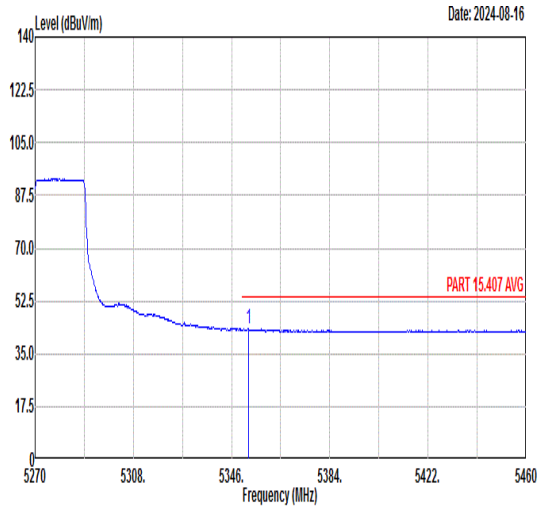 Freq Level Limit Line Margin Read Level Ant Factor Cable Loss Preamp Factor APos TPos Remark MHz dBuV/m dBuV/m dB dBuV dB/m dB dB cm deg 1 5352.46 43.34 54.00 -10.66 30.60 35.99 9.38 32.63 139 27 AVERAGE	Blank

Mode	230	
	Band Edge - L	
	U-NII-2A_5.25-5.35_802.11ax HE40_CH54_Full RU_5270MHz	
ANT	SISO 15	
Pol.	Vertical	Fundamental
Peak	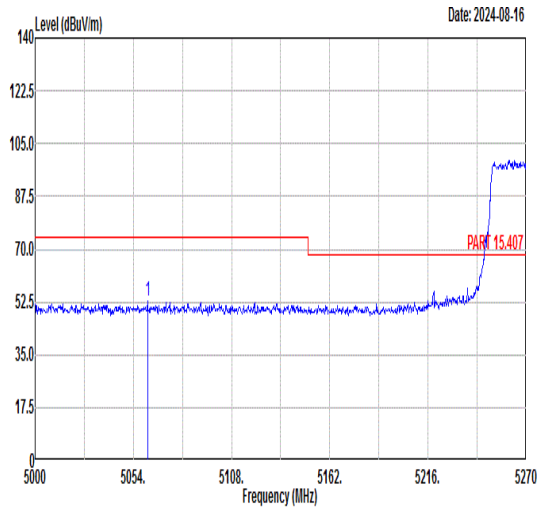 Freq Level Limit Line Margin Read Level Ant Factor Cable Loss Preamp Factor APos TPos Remark MHz dBuV/m dBuV/m dB dBuV dB/m dB dB cm deg 1 5061.83 52.80 74.00 -21.20 40.96 36.16 8.37 32.69 200 25 PEAK	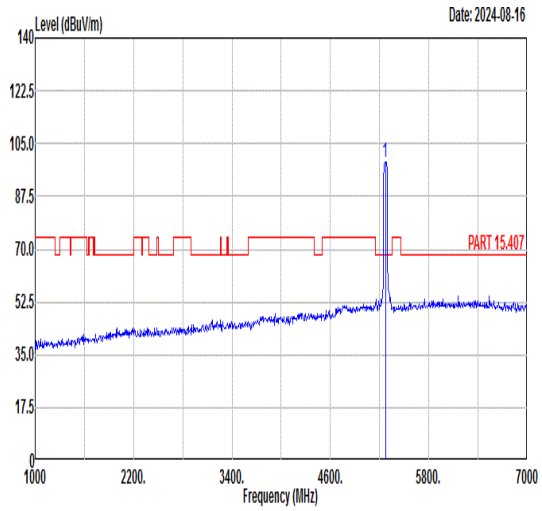 Freq Level Limit Line Margin Read Level Ant Factor Cable Loss Preamp Factor APos TPos Remark MHz dBuV/m dBuV/m dB dBuV dB/m dB dB cm deg 1 5270.00 98.99 ------ ------ 86.67 36.04 8.93 32.65 200 25 PEAK
Avg	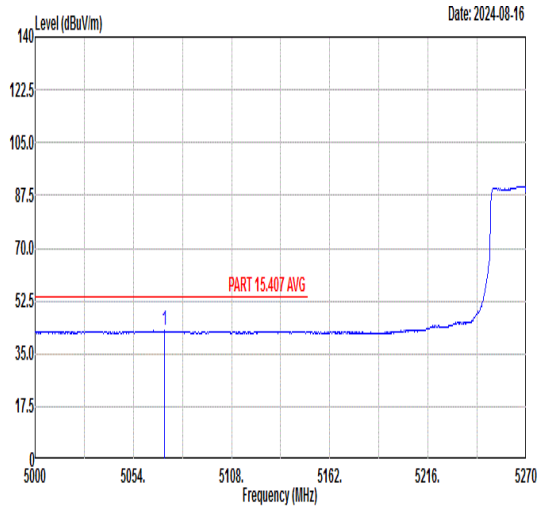 Freq Level Limit Line Margin Read Level Ant Factor Cable Loss Preamp Factor APos TPos Remark MHz dBuV/m dBuV/m dB dBuV dB/m dB dB cm deg 1 5071.01 42.60 54.00 -11.40 30.74 36.16 8.39 32.69 200 25 AVERAGE	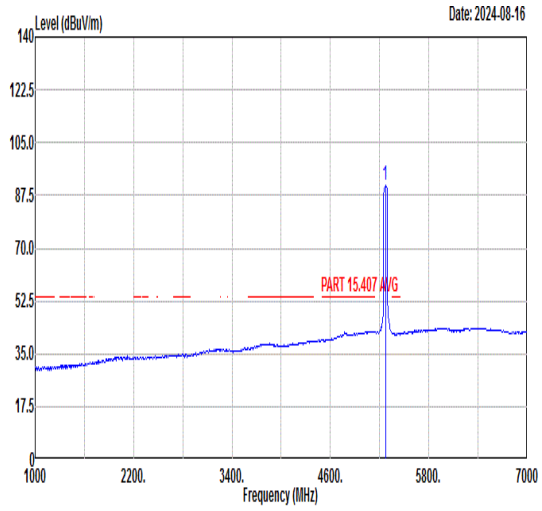 Freq Level Limit Line Margin Read Level Ant Factor Cable Loss Preamp Factor APos TPos Remark MHz dBuV/m dBuV/m dB dBuV dB/m dB dB cm deg 1 5270.00 90.78 ------ ------ 78.40 36.03 8.99 32.64 200 25 AVERAGE

Mode	230	
	Band Edge - R	
	U-NII-2A_5.25-5.35_802.11ax HE40_CH54_Full RU_5270MHz	
ANT	SISO 15	
Pol.	Vertical	Fundamental
Peak	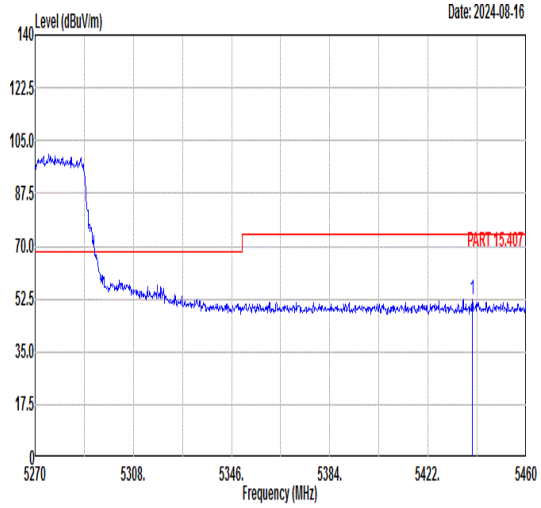 Freq Level Limit Line Margin Read Level Ant Factor Cable Loss Preamp Factor APos TPos Remark MHz dBuV/m dBuV/m dB dBuV dB/m dB dB cm deg 1 5439.10 52.27 74.00 -21.73 39.26 35.94 9.68 32.61 200 25 PEAK	Blank
Avg	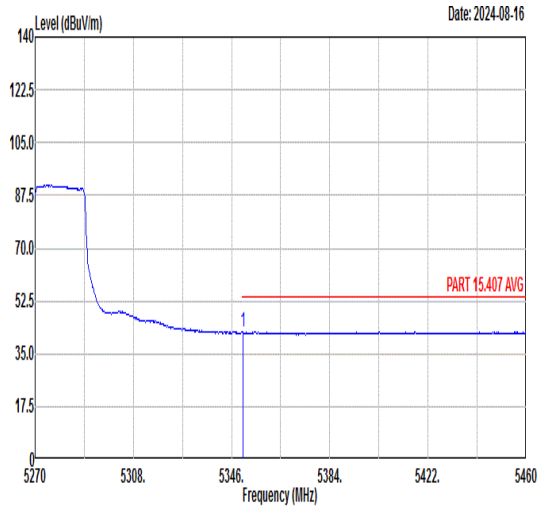 Freq Level Limit Line Margin Read Level Ant Factor Cable Loss Preamp Factor APos TPos Remark MHz dBuV/m dBuV/m dB dBuV dB/m dB dB cm deg 1 5350.37 42.15 54.00 -11.85 29.42 35.99 9.37 32.63 200 25 AVERAGE	Blank

Mode	231	
	Band Edge - L	
	U-NII-2A_5.25-5.35_802.11ax HE40_CH62_Full RU_5310MHz	
ANT	SISO 15	
Pol.	Horizontal	Fundamental
Peak	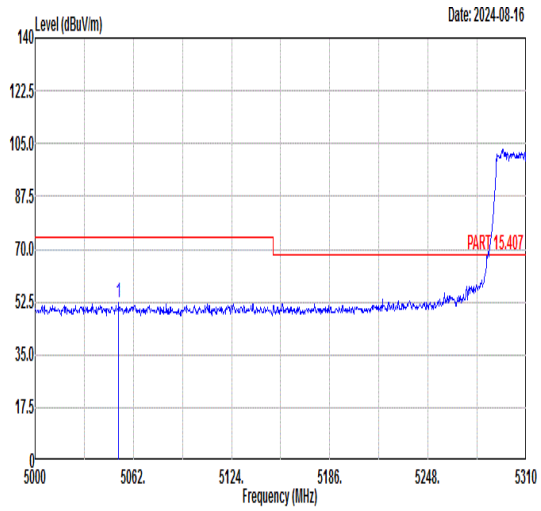 Freq Level Limit Line Margin Read Level Ant Factor Cable Loss Preamp Factor APos TPos Remark MHz dBuV/m dBuV/m dB dBuV dB/m dB dB cm deg 1 5052.70 52.32 74.00 -21.68 40.48 36.17 8.36 32.69 100 30 PEAK	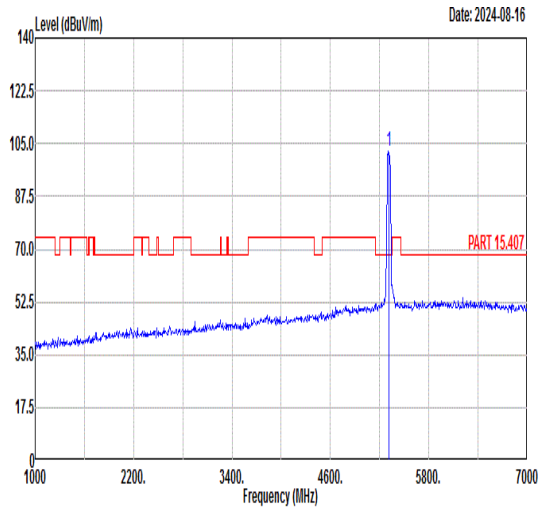 Freq Level Limit Line Margin Read Level Ant Factor Cable Loss Preamp Factor APos TPos Remark MHz dBuV/m dBuV/m dB dBuV dB/m dB dB cm deg 1 5310.00 102.23 ------ ------ 89.73 36.02 9.12 32.64 100 30 PEAK
Avg	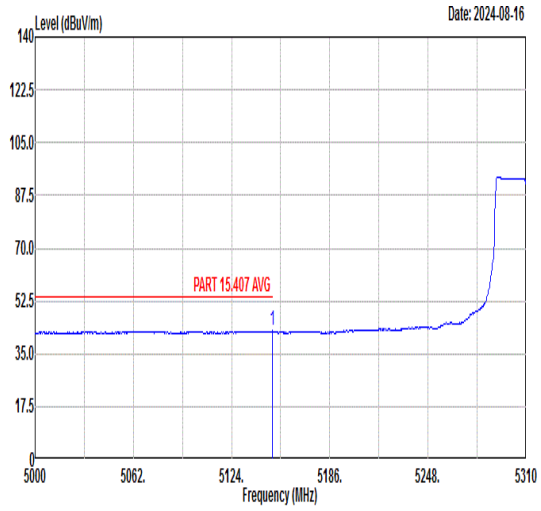 Freq Level Limit Line Margin Read Level Ant Factor Cable Loss Preamp Factor APos TPos Remark MHz dBuV/m dBuV/m dB dBuV dB/m dB dB cm deg 1 5149.73 42.56 54.00 -11.44 30.58 36.11 8.54 32.67 100 30 AVERAGE	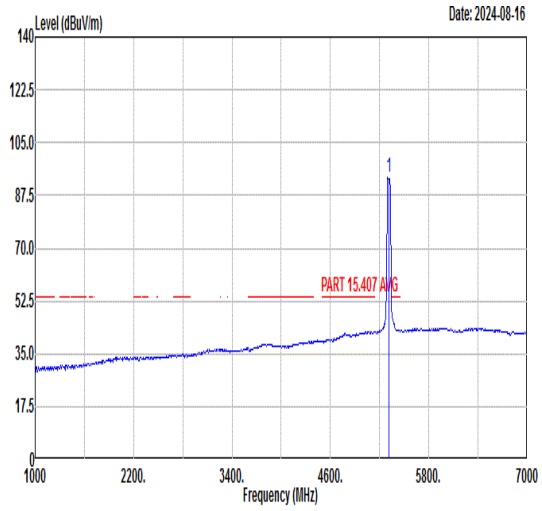 Freq Level Limit Line Margin Read Level Ant Factor Cable Loss Preamp Factor APos TPos Remark MHz dBuV/m dBuV/m dB dBuV dB/m dB dB cm deg 1 5310.00 93.26 ------ ------ 80.82 36.03 9.05 32.64 100 30 AVERAGE

Mode	231	
	Band Edge - R	
	U-NII-2A_5.25-5.35_802.11ax HE40_CH62_Full RU_5310MHz	
ANT	SISO 15	
Pol.	Horizontal	Fundamental
Peak	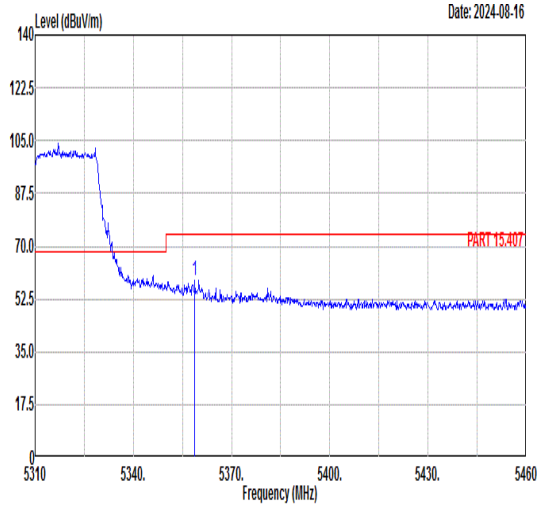 Freq Level Limit Line Margin Read Level Ant Factor Cable Loss Preamp Factor APos TPos Remark MHz dBuV/m dBuV/m dB dBuV dB/m dB dB cm deg 1 5358.75 58.60 74.00 -15.40 45.84 35.98 9.41 32.63 100 30 PEAK	Blank
Avg	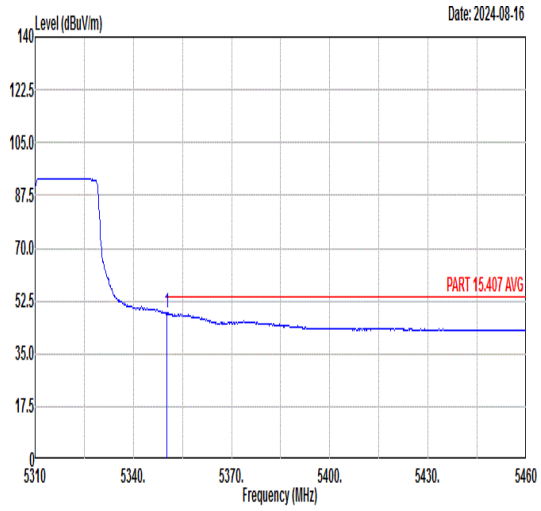 Freq Level Limit Line Margin Read Level Ant Factor Cable Loss Preamp Factor APos TPos Remark MHz dBuV/m dBuV/m dB dBuV dB/m dB dB cm deg 1 5350.20 48.59 54.00 -5.41 35.86 35.99 9.37 32.63 100 30 AVERAGE	Blank

Mode	231	
	Band Edge - L	
	U-NII-2A_5.25-5.35_802.11ax HE40_CH62_Full RU_5310MHz	
ANT	SISO 15	
Pol.	Vertical	Fundamental
Peak	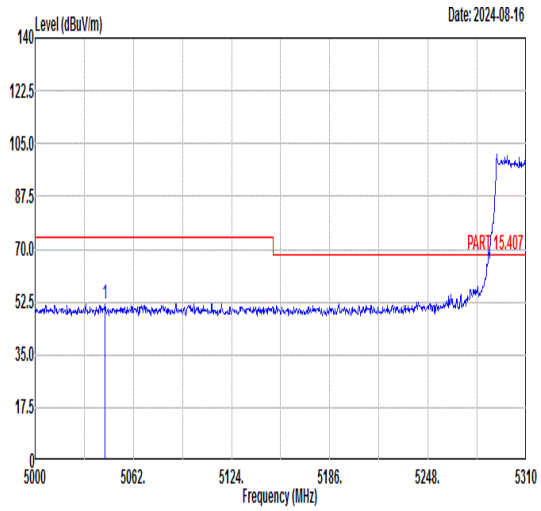 Freq Level Limit Line Margin Read Level Ant Factor Cable Loss Preamp Factor APos TPos Remark MHz dBuV/m dBuV/m dB dBuV dB/m dB dB cm deg 1 5044.02 51.73 74.00 -22.27 39.91 36.17 8.34 32.69 100 16 PEAK	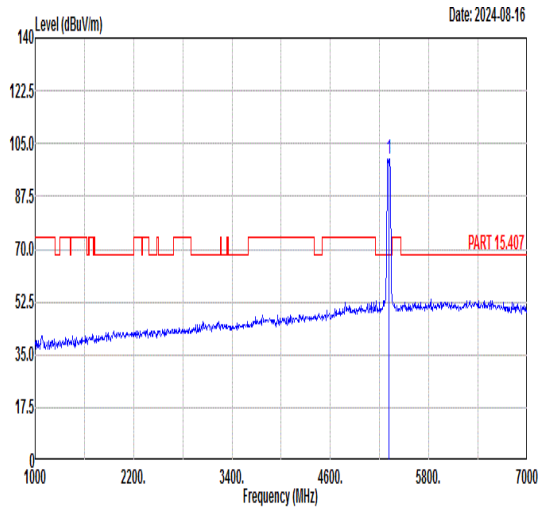 Freq Level Limit Line Margin Read Level Ant Factor Cable Loss Preamp Factor APos TPos Remark MHz dBuV/m dBuV/m dB dBuV dB/m dB dB cm deg 1 5310.00 99.94 ------ ------ 87.39 36.01 9.18 32.64 100 16 PEAK
Avg	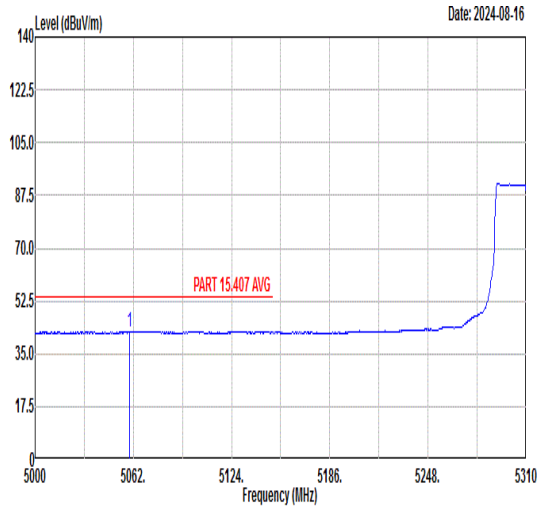 Freq Level Limit Line Margin Read Level Ant Factor Cable Loss Preamp Factor APos TPos Remark MHz dBuV/m dBuV/m dB dBuV dB/m dB dB cm deg 1 5059.83 42.46 54.00 -11.54 30.62 36.16 8.37 32.69 100 16 AVERAGE	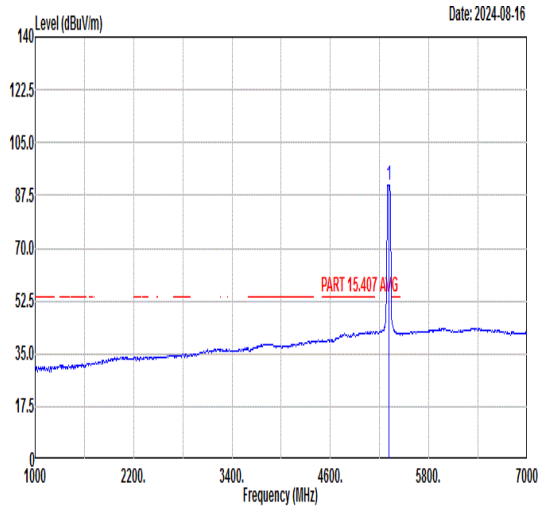 Freq Level Limit Line Margin Read Level Ant Factor Cable Loss Preamp Factor APos TPos Remark MHz dBuV/m dBuV/m dB dBuV dB/m dB dB cm deg 1 5310.00 91.10 ------ ------ 78.63 36.02 9.09 32.64 100 16 AVERAGE

Mode	231	
	Band Edge - R	
	U-NII-2A_5.25-5.35_802.11ax HE40_CH62_Full RU_5310MHz	
ANT	SISO 15	
Pol.	Vertical	Fundamental
Peak	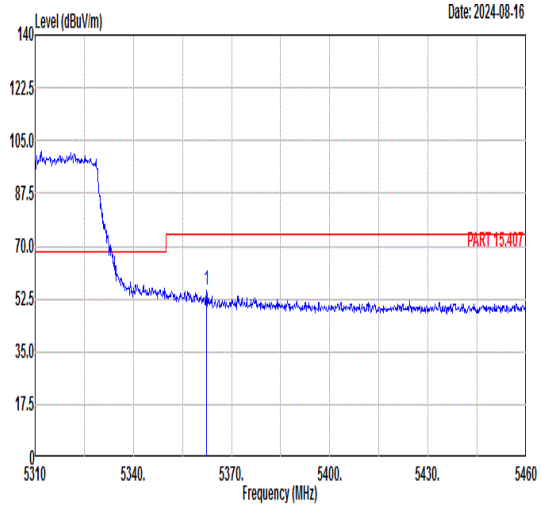 Freq Level Limit Line Margin Read Level Ant Factor Cable Loss Preamp Factor APos TPos Remark MHz dBuV/m dBuV/m dB dBuV dB/m dB dB cm deg 1 5362.35 55.56 74.00 -18.44 42.78 35.98 9.43 32.63 100 16 PEAK	Blank
Avg	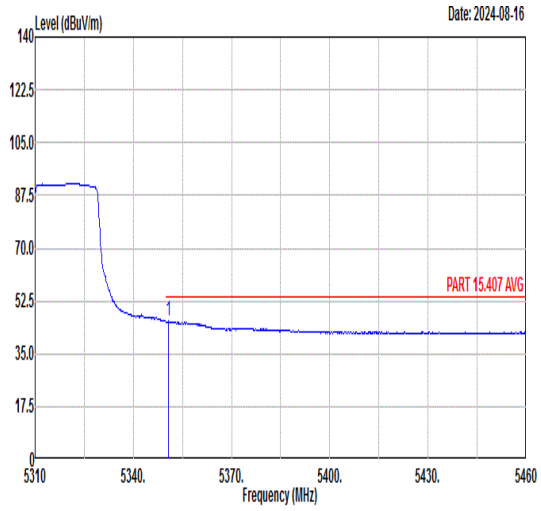 Freq Level Limit Line Margin Read Level Ant Factor Cable Loss Preamp Factor APos TPos Remark MHz dBuV/m dBuV/m dB dBuV dB/m dB dB cm deg 1 5350.65 45.71 54.00 -8.29 32.98 35.99 9.37 32.63 100 16 AVERAGE	Blank

Mode	232	
	Band Edge - L	
	U-NII-2C_5.47-5.725_802.11ax HE40_CH102_Full RU_5510MHz	
ANT	SISO 15	
Pol.	Horizontal	Fundamental
Peak	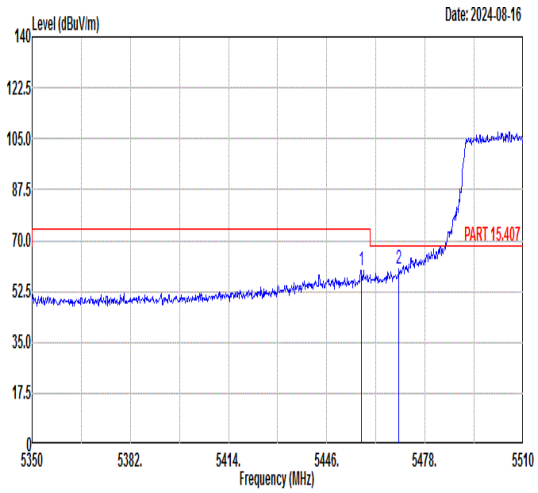 Freq Level Limit Line Margin Read Level Ant Factor Cable Loss Preamp Factor APos TPos Remark MHz dBuV/m dBuV/m dB dBuV dB/m dB dB cm deg 1 5457.20 59.75 74.00 -14.25 46.74 35.93 9.69 32.61 100 33 PEAK 2 5469.52 60.21 68.30 -8.09 47.21 35.92 9.69 32.61 100 33 PEAK	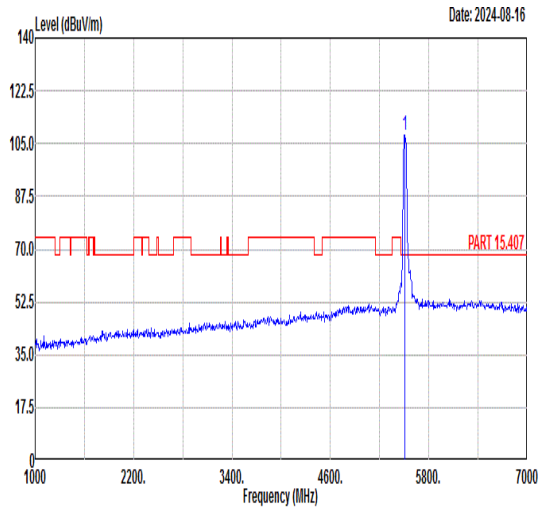 Freq Level Limit Line Margin Read Level Ant Factor Cable Loss Preamp Factor APos TPos Remark MHz dBuV/m dBuV/m dB dBuV dB/m dB dB cm deg 1 5510.00 107.69 ------ ------ 94.69 35.90 9.70 32.60 100 33 PEAK
Avg	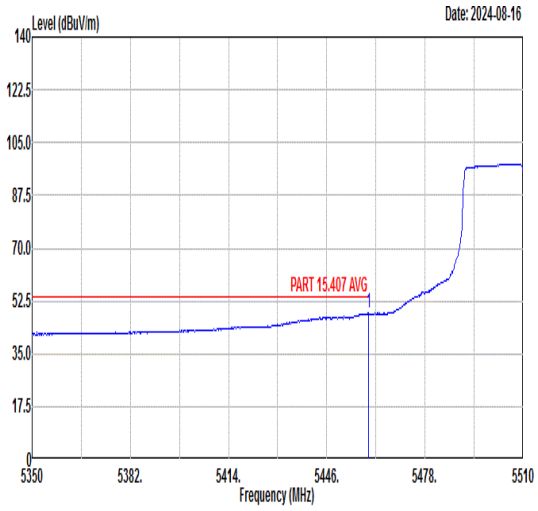 Freq Level Limit Line Margin Read Level Ant Factor Cable Loss Preamp Factor APos TPos Remark MHz dBuV/m dBuV/m dB dBuV dB/m dB dB cm deg 1 5459.60 48.40 54.00 -5.60 35.40 35.92 9.69 32.61 100 33 AVERAGE	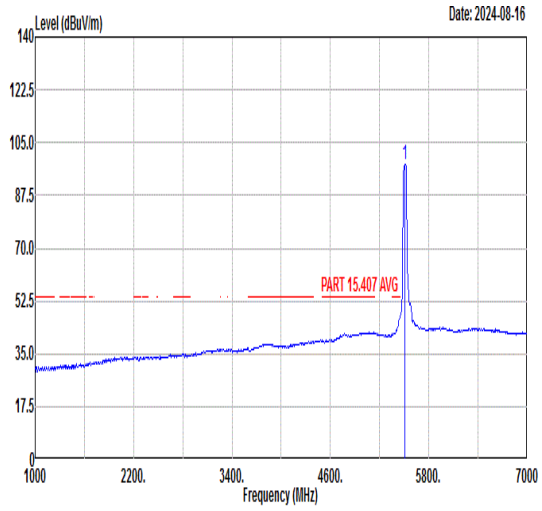 Freq Level Limit Line Margin Read Level Ant Factor Cable Loss Preamp Factor APos TPos Remark MHz dBuV/m dBuV/m dB dBuV dB/m dB dB cm deg 1 5510.00 97.77 ------ ------ 84.75 35.91 9.71 32.60 100 33 AVERAGE

Mode	232	
	Band Edge - R	
	U-NII-2C_5.47-5.725_802.11ax HE40_CH102_Full RU_5510MHz	
ANT	SISO 15	
Pol.	Horizontal	Fundamental
Peak	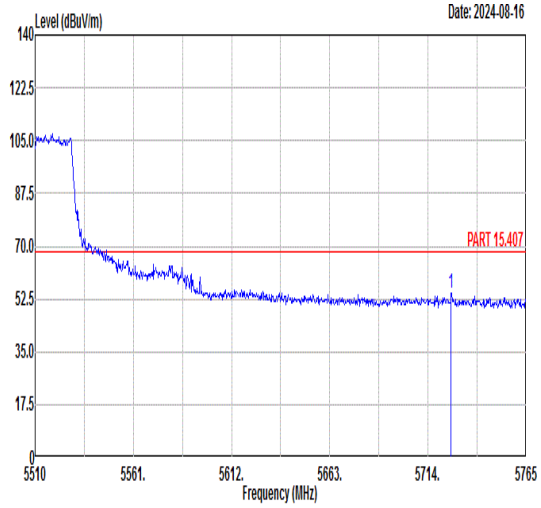 Freq Level Limit Line Margin Read Level Ant Factor Cable Loss Preamp Factor APos TPos Remark MHz dBuV/m dBuV/m dB dBuV dB/m dB dB cm deg 1 5725.99 54.61 68.30 -13.69 41.06 36.22 10.02 32.69 100 33 PEAK	Blank

Mode	232	
	Band Edge - L	
	U-NII-2C_5.47-5.725_802.11ax HE40_CH102_Full RU_5510MHz	
ANT	SISO 15	
Pol.	Vertical	Fundamental
Peak	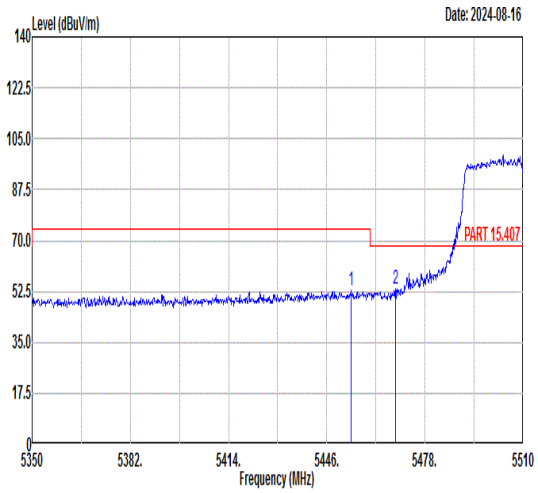 Freq Level Limit Line Margin Read Level Ant Factor Cable Loss Preamp Factor APos TPos Remark MHz dBuV/m dBuV/m dB dBuV dB/m dB dB cm deg 1 5453.84 52.60 74.00 -21.40 39.60 35.93 9.68 32.61 100 33 PEAK 2 5468.40 53.42 68.30 -14.88 40.42 35.92 9.69 32.61 100 33 PEAK	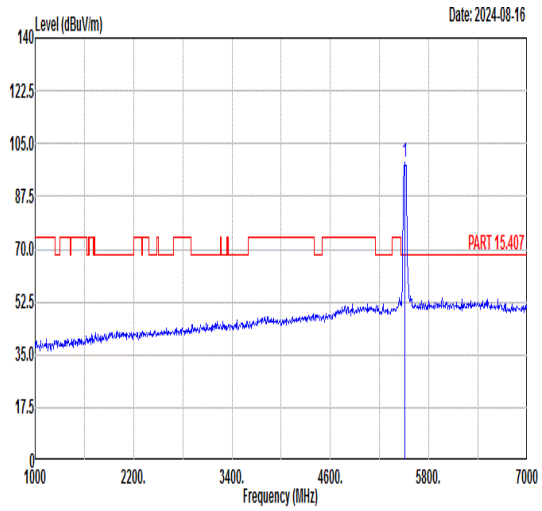 Freq Level Limit Line Margin Read Level Ant Factor Cable Loss Preamp Factor APos TPos Remark MHz dBuV/m dBuV/m dB dBuV dB/m dB dB cm deg 1 5510.00 98.61 ------ ------ 85.58 35.92 9.71 32.60 100 33 PEAK
Avg	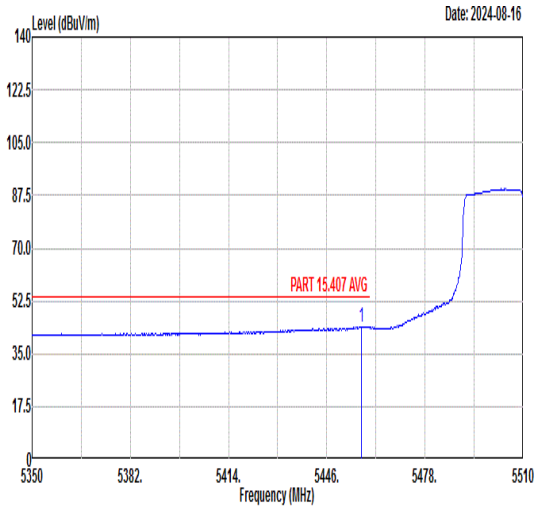 Freq Level Limit Line Margin Read Level Ant Factor Cable Loss Preamp Factor APos TPos Remark MHz dBuV/m dBuV/m dB dBuV dB/m dB dB cm deg 1 5457.36 43.94 54.00 -10.06 30.93 35.93 9.69 32.61 100 33 AVERAGE	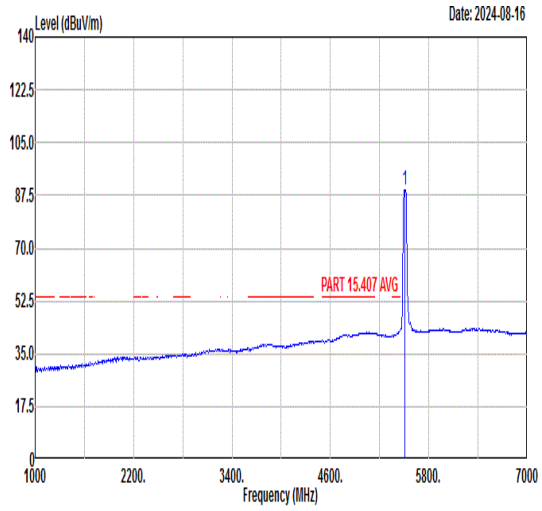 Freq Level Limit Line Margin Read Level Ant Factor Cable Loss Preamp Factor APos TPos Remark MHz dBuV/m dBuV/m dB dBuV dB/m dB dB cm deg 1 5510.00 89.49 ------ ------ 76.47 35.91 9.71 32.60 100 33 AVERAGE

Mode	232	
	Band Edge - R	
	U-NII-2C_5.47-5.725_802.11ax HE40_CH102_Full RU_5510MHz	
ANT	SISO 15	
Pol.	Vertical	Fundamental
Peak	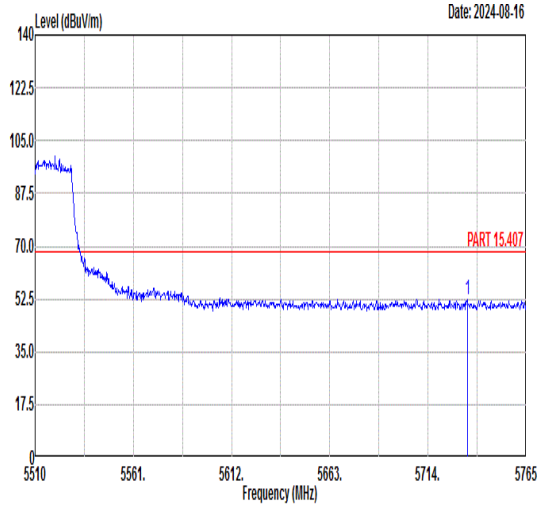 Freq Level Limit Line Margin Read Level Ant Factor Cable Loss Preamp Factor APos TPos Remark MHz dBuV/m dBuV/m dB dBuV dB/m dB dB cm deg 1 5734.40 52.12 68.30 -16.18 38.54 36.23 10.04 32.69 100 33 PEAK	Blank

Mode	233	
	Band Edge - L	
	U-NII-2C_5.47-5.725_802.11ax HE40_CH134_Full RU_5670MHz	
ANT	SISO 15	
Pol.	Horizontal	Fundamental
Peak	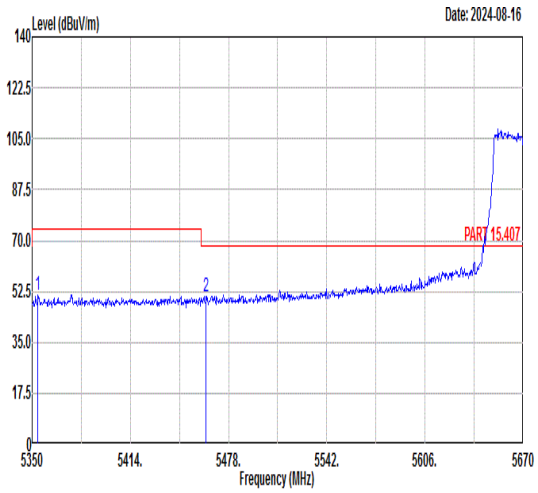 Freq Level Limit Line Margin Read Level Ant Factor Cable Loss Preamp Factor APos TPos Remark MHz dBuV/m dBuV/m dB dBuV dB/m dB dB cm deg 1 5353.84 51.08 74.00 -22.92 38.34 35.99 9.38 32.63 100 30 PEAK 2 5463.28 50.78 68.30 -17.52 37.78 35.92 9.69 32.61 100 30 PEAK	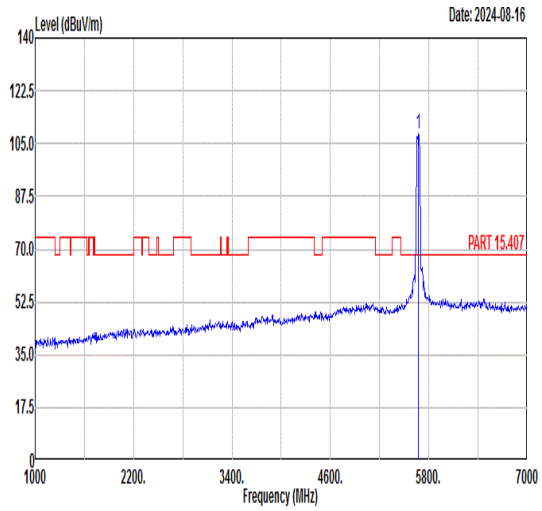 Freq Level Limit Line Margin Read Level Ant Factor Cable Loss Preamp Factor APos TPos Remark MHz dBuV/m dBuV/m dB dBuV dB/m dB dB cm deg 1 5670.00 108.29 ------ ------ 94.92 36.14 9.90 32.67 100 30 PEAK
Avg	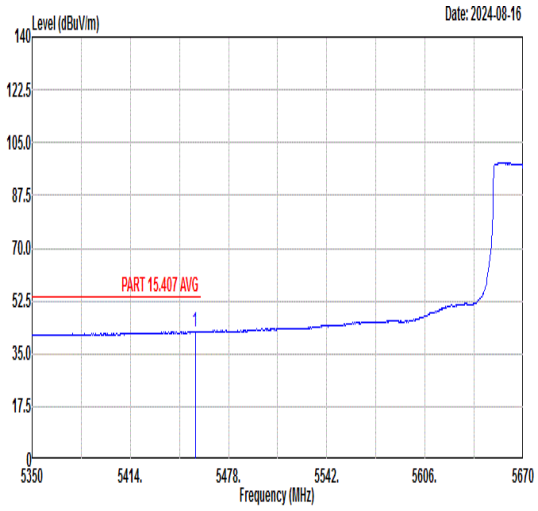 Freq Level Limit Line Margin Read Level Ant Factor Cable Loss Preamp Factor APos TPos Remark MHz dBuV/m dBuV/m dB dBuV dB/m dB dB cm deg 1 5456.24 42.44 54.00 -11.56 29.43 35.93 9.69 32.61 100 30 AVERAGE	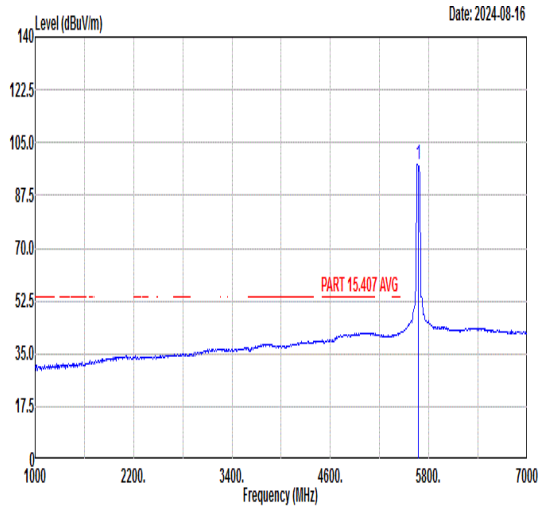 Freq Level Limit Line Margin Read Level Ant Factor Cable Loss Preamp Factor APos TPos Remark MHz dBuV/m dBuV/m dB dBuV dB/m dB dB cm deg 1 5670.00 97.79 ------ ------ 84.46 36.12 9.87 32.66 100 30 AVERAGE

Mode	233	
	Band Edge - R	
	U-NII-2C_5.47-5.725_802.11ax HE40_CH134_Full RU_5670MHz	
ANT	SISO 15	
Pol.	Horizontal	Fundamental
Peak	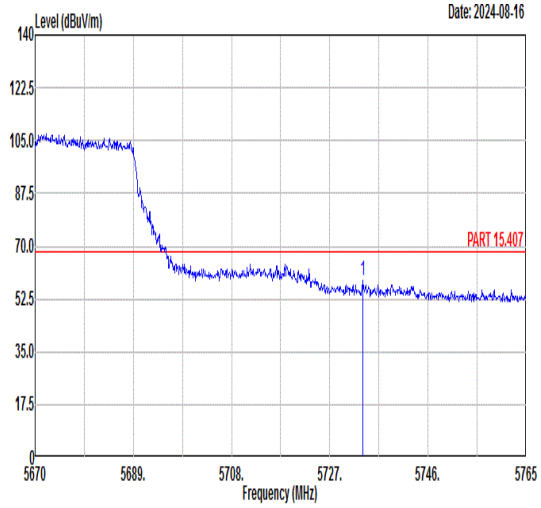 Freq Level Limit Line Margin Read Level Ant Factor Cable Loss Preamp Factor APos TPos Remark MHz dBuV/m dBuV/m dB dBuV dB/m dB dB cm deg 1 5733.46 58.78 68.30 -9.52 45.20 36.23 10.04 32.69 100 30 PEAK	Blank

Mode	233	
	Band Edge - L	
	U-NII-2C_5.47-5.725_802.11ax HE40_CH134_Full RU_5670MHz	
ANT	SISO 15	
Pol.	Vertical	Fundamental
Peak	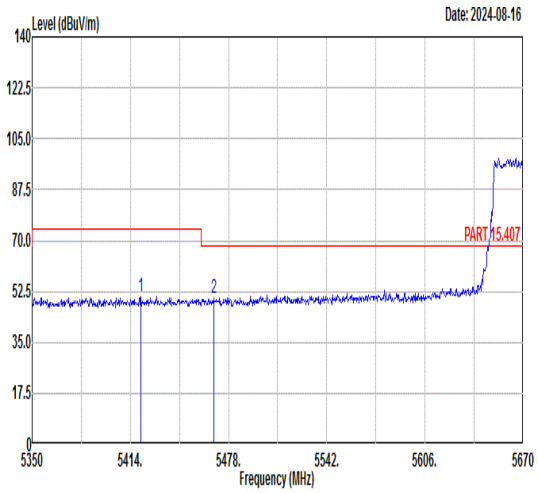 Freq Level Limit Line Margin Read Level Ant Factor Cable Loss Preamp Factor APos TPos Remark MHz dBuV/m dBuV/m dB dBuV dB/m dB dB cm deg 1 5421.04 50.70 74.00 -23.30 37.70 35.95 9.67 32.62 118 49 PEAK 2 5468.40 49.93 68.30 -18.37 36.93 35.92 9.69 32.61 118 49 PEAK	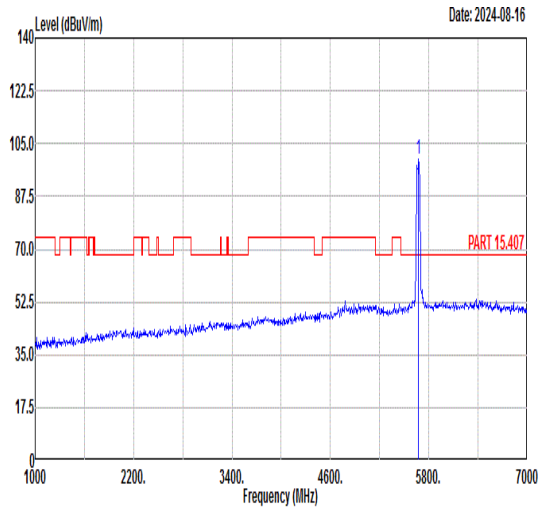 Freq Level Limit Line Margin Read Level Ant Factor Cable Loss Preamp Factor APos TPos Remark MHz dBuV/m dBuV/m dB dBuV dB/m dB dB cm deg 1 5670.00 99.79 ------ ------ 86.41 36.14 9.91 32.67 118 49 PEAK
Avg	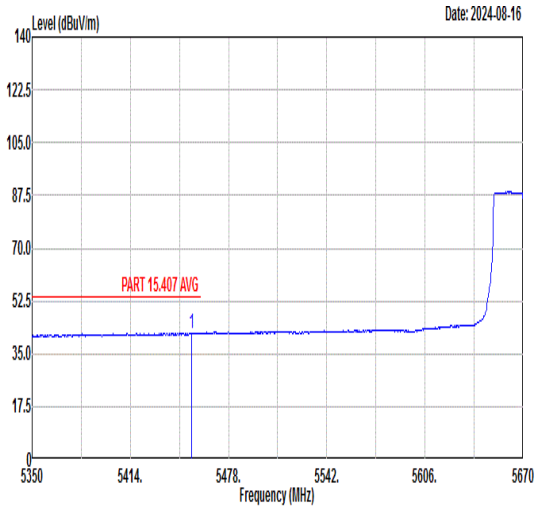 Freq Level Limit Line Margin Read Level Ant Factor Cable Loss Preamp Factor APos TPos Remark MHz dBuV/m dBuV/m dB dBuV dB/m dB dB cm deg 1 5453.68 41.81 54.00 -12.19 28.81 35.93 9.68 32.61 118 49 AVERAGE	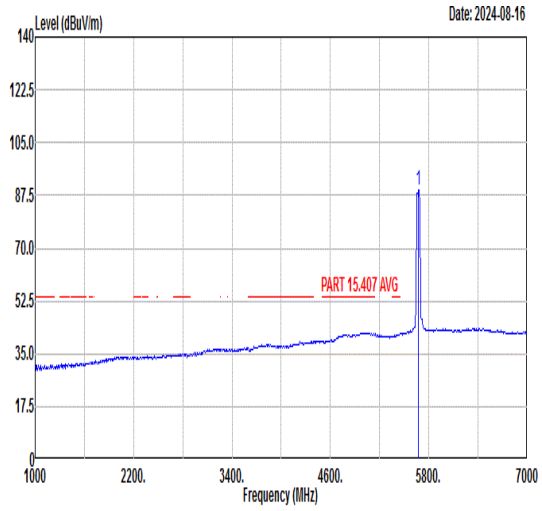 Freq Level Limit Line Margin Read Level Ant Factor Cable Loss Preamp Factor APos TPos Remark MHz dBuV/m dBuV/m dB dBuV dB/m dB dB cm deg 1 5670.00 89.13 ------ ------ 75.75 36.14 9.91 32.67 118 49 AVERAGE

Mode	233	
	Band Edge - R	
	U-NII-2C_5.47-5.725_802.11ax HE40_CH134_Full RU_5670MHz	
ANT	SISO 15	
Pol.	Vertical	Fundamental
Peak	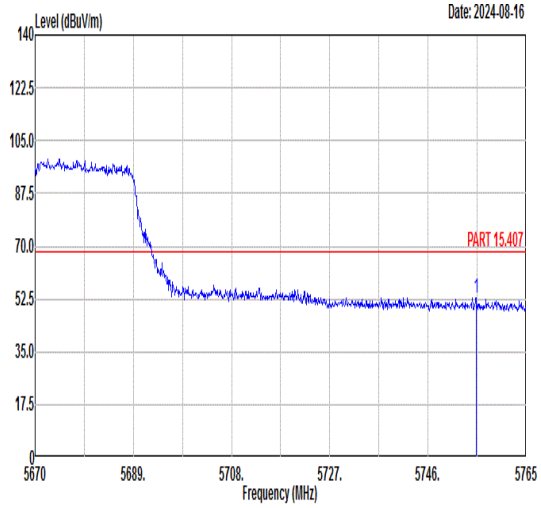 Freq Level Limit Line Margin Read Level Ant Factor Cable Loss Preamp Factor APos TPos Remark MHz dBuV/m dBuV/m dB dBuV dB/m dB dB cm deg 1 5755.31 53.06 68.30 -15.24 39.42 36.26 10.08 32.70 118 49 PEAK	Blank

Mode	234	
	Band Edge - L	
	U-NII-1_5.15-5.25_802.11ax HE80_CH42_Full RU_5210MHz	
ANT	SISO 15	
Pol.	Horizontal	Fundamental
Peak	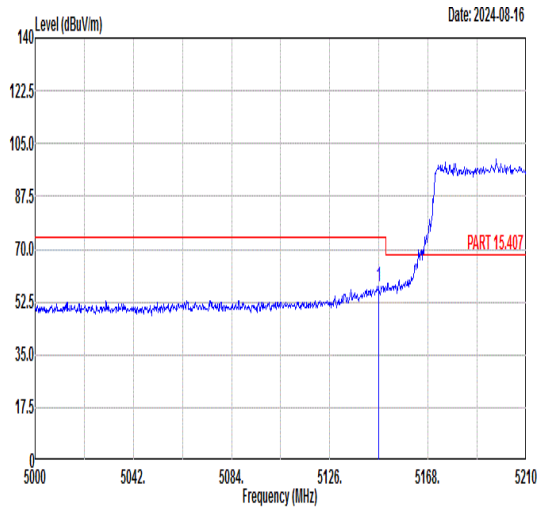 Freq Level Limit Line Margin Read Level Ant Factor Cable Loss Preamp Factor APos TPos Remark MHz dBuV/m dBuV/m dB dBuV dB/m dB dB cm deg 1 5147.00 57.70 74.00 -16.30 45.73 36.11 8.53 32.67 101 42 PEAK	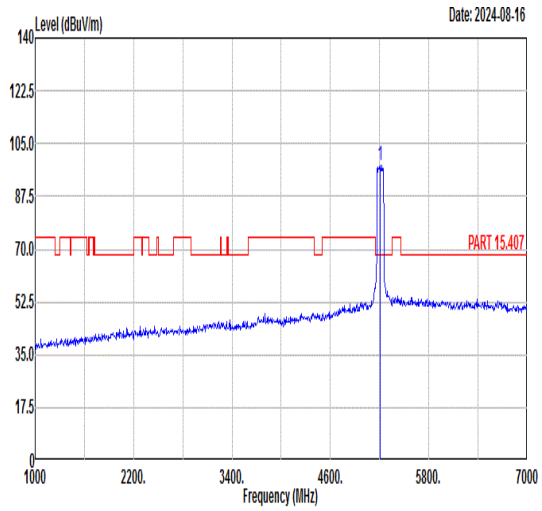 Freq Level Limit Line Margin Read Level Ant Factor Cable Loss Preamp Factor APos TPos Remark MHz dBuV/m dBuV/m dB dBuV dB/m dB dB cm deg 1 5210.00 97.61 ------ ------ 85.46 36.06 8.74 32.65 101 42 PEAK
Avg	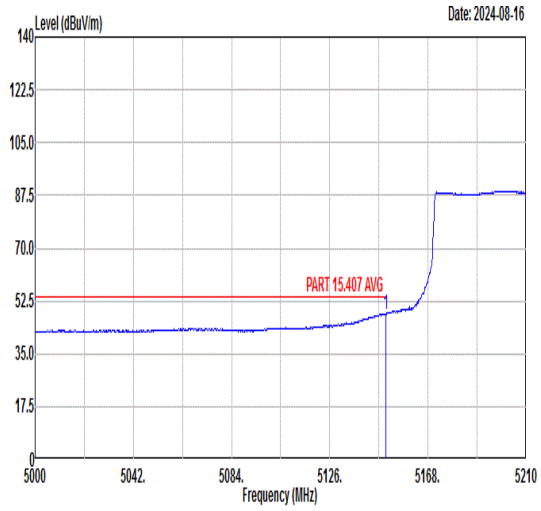 Freq Level Limit Line Margin Read Level Ant Factor Cable Loss Preamp Factor APos TPos Remark MHz dBuV/m dBuV/m dB dBuV dB/m dB dB cm deg 1 5149.94 48.19 54.00 -5.81 36.21 36.11 8.54 32.67 101 42 AVERAGE	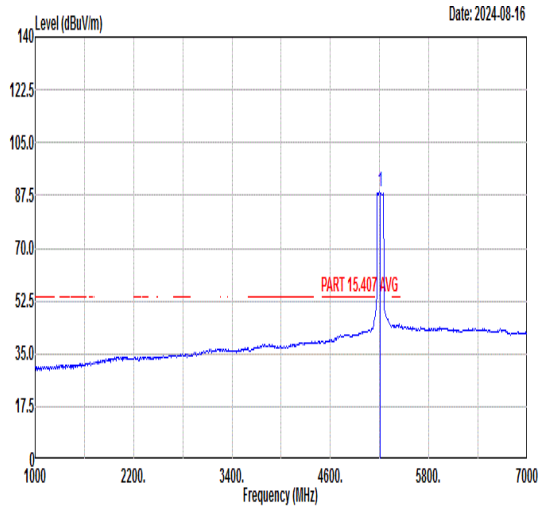 Freq Level Limit Line Margin Read Level Ant Factor Cable Loss Preamp Factor APos TPos Remark MHz dBuV/m dBuV/m dB dBuV dB/m dB dB cm deg 1 5210.00 88.60 ------ ------ 76.55 36.08 8.63 32.66 101 42 AVERAGE

Mode	234	
	Band Edge - R	
	U-NII-1_5.15-5.25_802.11ax HE80_CH42_Full RU_5210MHz	
ANT	SISO 15	
Pol.	Horizontal	Fundamental
Peak	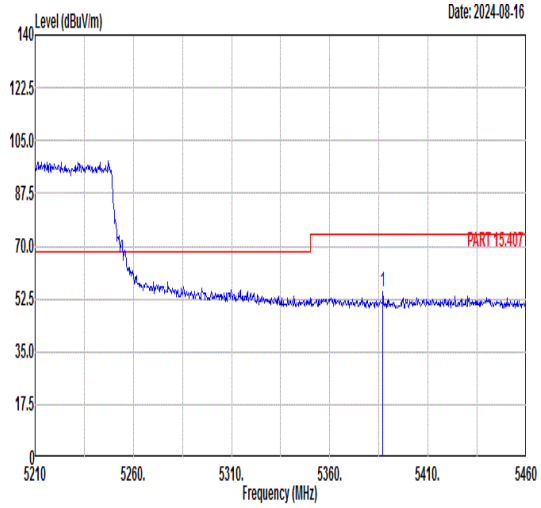 Freq Level Limit Line Margin Read Level Ant Factor Cable Loss Preamp Factor APos TPos Remark MHz dBuV/m dBuV/m dB dBuV dB/m dB dB cm deg 1 5387.00 54.79 74.00 -19.21 41.88 35.97 9.56 32.62 101 42 PEAK	Blank
Avg	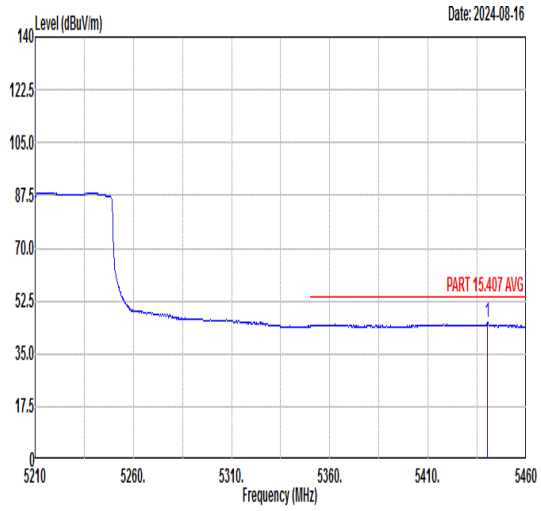 Freq Level Limit Line Margin Read Level Ant Factor Cable Loss Preamp Factor APos TPos Remark MHz dBuV/m dBuV/m dB dBuV dB/m dB dB cm deg 1 5440.25 45.50 54.00 -8.50 32.49 35.94 9.68 32.61 101 42 AVERAGE	Blank

Mode	234	
	Band Edge - L	
	U-NII-1_5.15-5.25_802.11ax HE80_CH42_Full RU_5210MHz	
ANT	SISO 15	
Pol.	Vertical	Fundamental
Peak	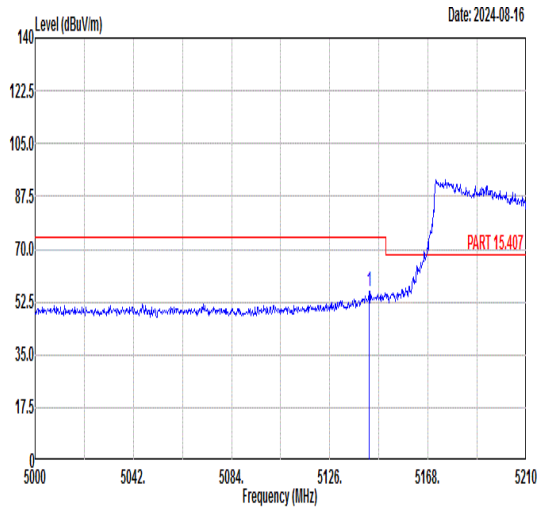 Freq Level Limit Line Margin Read Level Ant Factor Cable Loss Preamp Factor APos TPos Remark MHz dBuV/m dBuV/m dB dBuV dB/m dB dB cm deg 1 5142.80 56.06 74.00 -17.94 44.10 36.11 8.52 32.67 346 360 PEAK	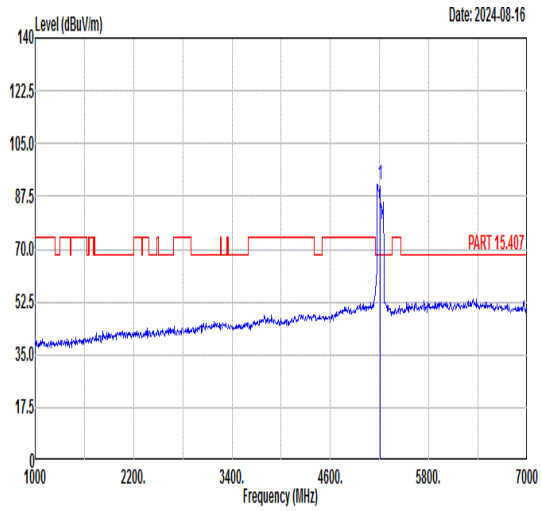 Freq Level Limit Line Margin Read Level Ant Factor Cable Loss Preamp Factor APos TPos Remark MHz dBuV/m dBuV/m dB dBuV dB/m dB dB cm deg 1 5210.00 91.48 ------ ------ 79.47 36.09 8.58 32.66 346 360 PEAK
Avg	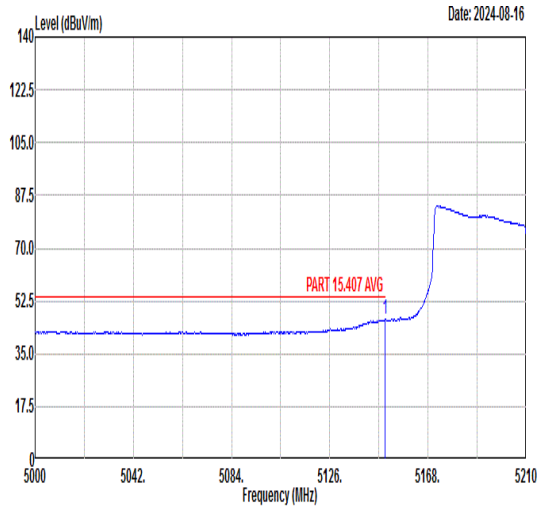 Freq Level Limit Line Margin Read Level Ant Factor Cable Loss Preamp Factor APos TPos Remark MHz dBuV/m dBuV/m dB dBuV dB/m dB dB cm deg 1 5149.52 46.36 54.00 -7.64 44.39 36.11 8.53 32.67 346 360 AVERAGE	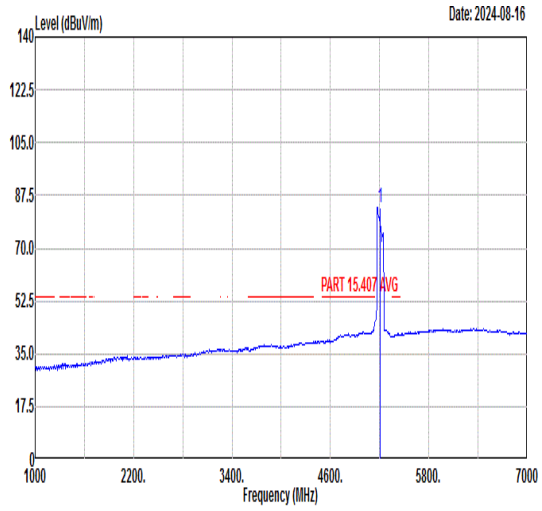 Freq Level Limit Line Margin Read Level Ant Factor Cable Loss Preamp Factor APos TPos Remark MHz dBuV/m dBuV/m dB dBuV dB/m dB dB cm deg 1 5210.00 83.73 ------ ------ 71.73 36.10 8.57 32.67 346 360 AVERAGE

Mode	234	
	Band Edge - R	
	U-NII-1_5.15-5.25_802.11ax HE80_CH42_Full RU_5210MHz	
ANT	SISO 15	
Pol.	Vertical	Fundamental
Peak	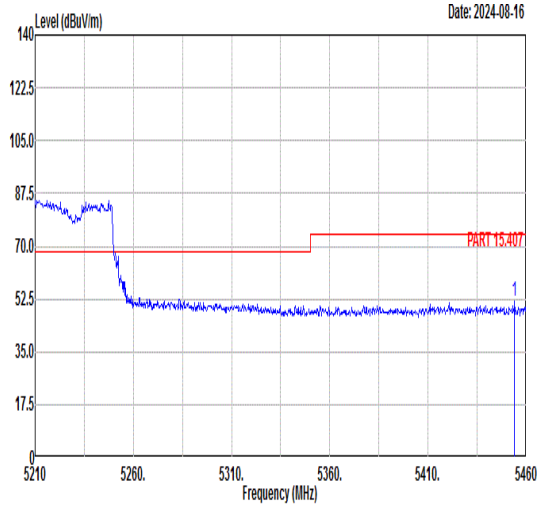 Freq Level Limit Line Margin Read Level Ant Factor Cable Loss Preamp Factor APos TPos Remark MHz dBuV/m dBuV/m dB dBuV dB/m dB dB cm deg 1 5454.00 51.52 74.00 -22.48 38.52 35.93 9.68 32.61 346 360 PEAK	Blank
Avg	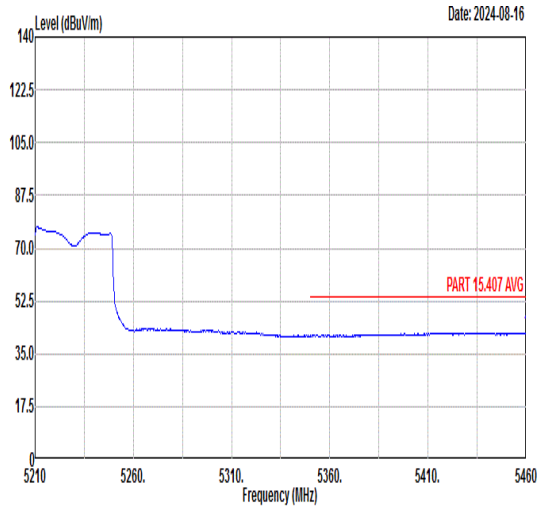 Freq Level Limit Line Margin Read Level Ant Factor Cable Loss Preamp Factor APos TPos Remark MHz dBuV/m dBuV/m dB dBuV dB/m dB dB cm deg 1 5460.00 41.98 54.00 -12.02 28.98 35.92 9.69 32.61 346 360 AVERAGE	Blank

Mode	235	
	Band Edge - L	
	U-NII-2A_5.25-5.35_802.11ax HE80_CH58_Full RU_5290MHz	
ANT	SISO 15	
Pol.	Horizontal	Fundamental
Peak	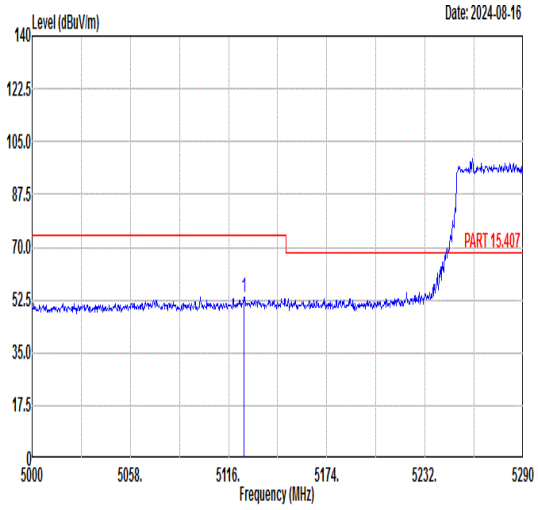 Freq Level Limit Line Margin Read Level Ant Factor Cable Loss Preamp Factor APos TPos Remark MHz dBuV/m dBuV/m dB dBuV dB/m dB dB cm deg 1 5125.28 53.55 74.00 -20.45 41.61 36.12 8.49 32.67 112 30 PEAK	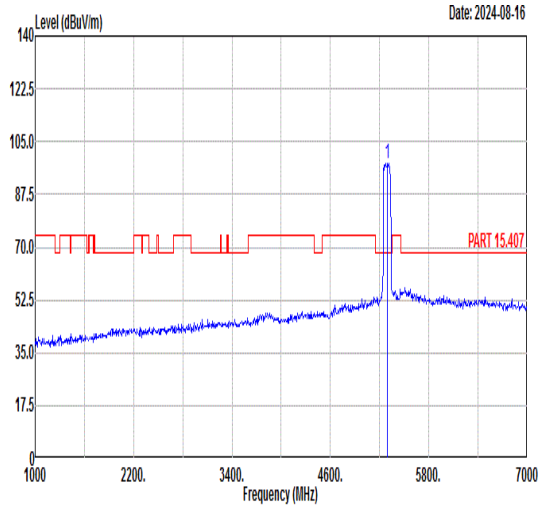 Freq Level Limit Line Margin Read Level Ant Factor Cable Loss Preamp Factor APos TPos Remark MHz dBuV/m dBuV/m dB dBuV dB/m dB dB cm deg 1 5290.00 97.84 ------ ------ 85.46 36.03 8.99 32.64 112 30 PEAK
Avg	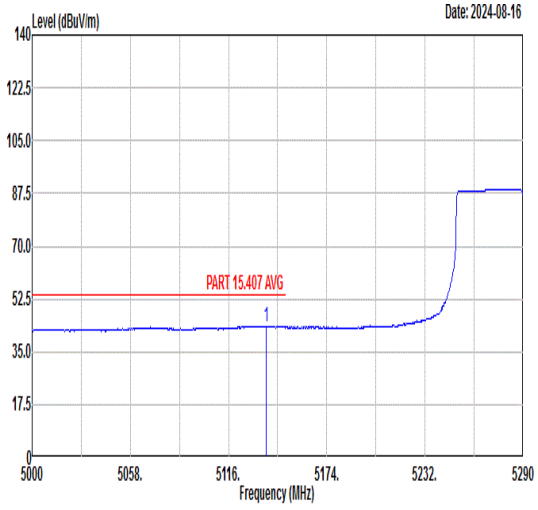 Freq Level Limit Line Margin Read Level Ant Factor Cable Loss Preamp Factor APos TPos Remark MHz dBuV/m dBuV/m dB dBuV dB/m dB dB cm deg 1 5138.33 43.53 54.00 -10.47 31.57 36.12 8.51 32.67 112 30 AVERAGE	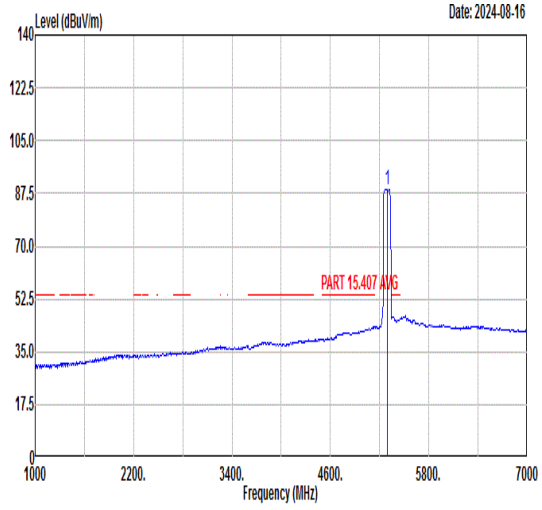 Freq Level Limit Line Margin Read Level Ant Factor Cable Loss Preamp Factor APos TPos Remark MHz dBuV/m dBuV/m dB dBuV dB/m dB dB cm deg 1 5290.00 88.72 ------ ------ 76.17 36.01 9.18 32.64 112 30 AVERAGE

Mode	235	
	Band Edge - R	
	U-NII-2A_5.25-5.35_802.11ax HE80_CH58_Full RU_5290MHz	
ANT	SISO 15	
Pol.	Horizontal	Fundamental
Peak	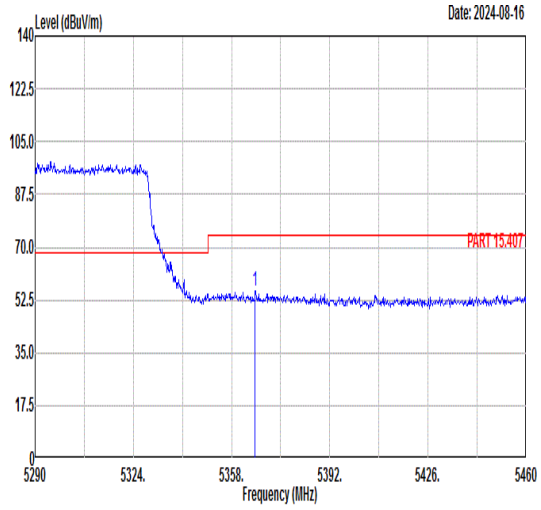 Freq Level Limit Line Margin Read Level Ant Factor Cable Loss Preamp Factor APos TPos Remark MHz dBuV/m dBuV/m dB dBuV dB/m dB dB cm deg 1 5366.16 55.67 74.00 -18.33 42.87 35.98 9.45 32.63 112 30 PEAK	Blank
Avg	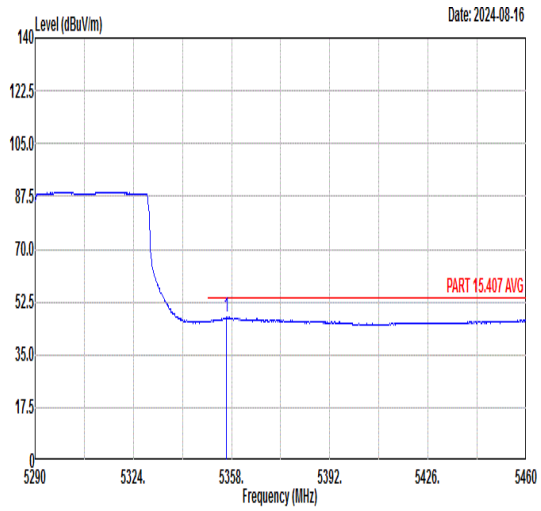 Freq Level Limit Line Margin Read Level Ant Factor Cable Loss Preamp Factor APos TPos Remark MHz dBuV/m dBuV/m dB dBuV dB/m dB dB cm deg 1 5356.13 47.47 54.00 -6.53 34.71 35.99 9.40 32.63 112 30 AVERAGE	Blank

Mode	235	
	Band Edge - L	
	U-NII-2A_5.25-5.35_802.11ax HE80_CH58_Full RU_5290MHz	
ANT	SISO 15	
Pol.	Vertical	Fundamental
Peak	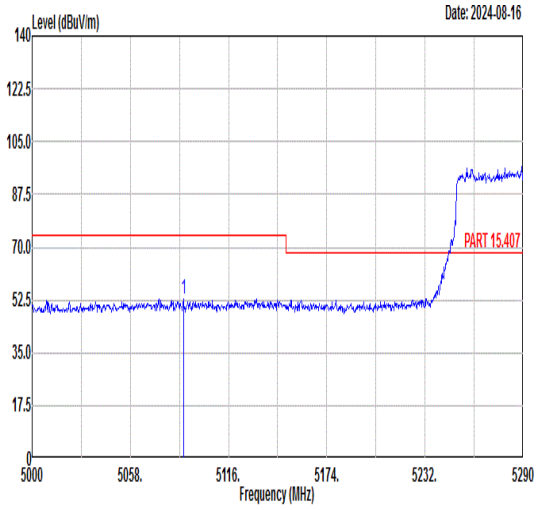 Freq Level Limit Line Margin Read Level Ant Factor Cable Loss Preamp Factor APos TPos Remark MHz dBuV/m dBuV/m dB dBuV dB/m dB dB cm deg 1 5089.32 52.98 74.00 -21.02 41.09 36.15 8.42 32.68 100 21 PEAK	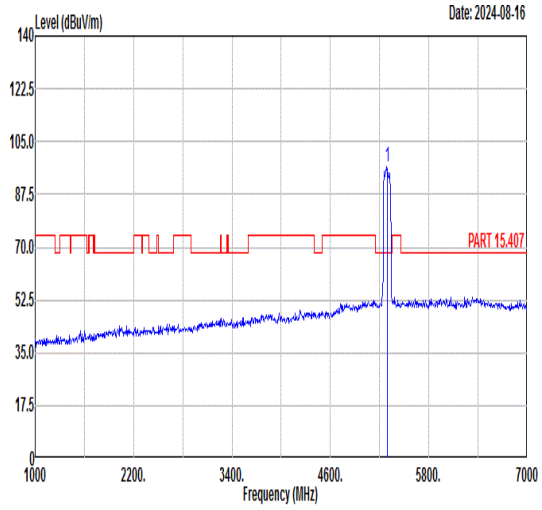 Freq Level Limit Line Margin Read Level Ant Factor Cable Loss Preamp Factor APos TPos Remark MHz dBuV/m dBuV/m dB dBuV dB/m dB dB cm deg 1 5290.00 96.76 ------ ------ 84.35 36.03 9.02 32.64 100 21 PEAK
Avg	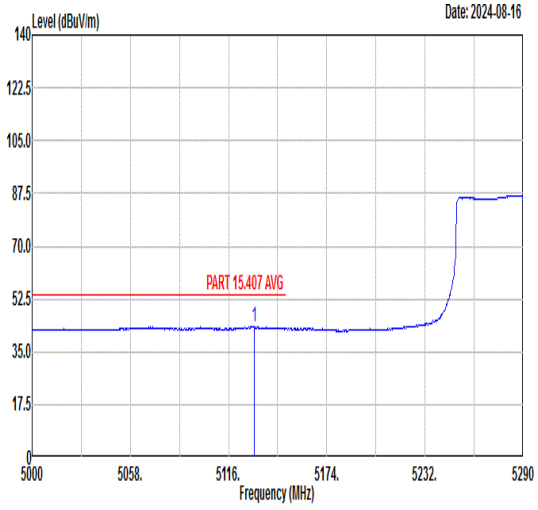 Freq Level Limit Line Margin Read Level Ant Factor Cable Loss Preamp Factor APos TPos Remark MHz dBuV/m dBuV/m dB dBuV dB/m dB dB cm deg 1 5131.37 43.27 54.00 -10.73 31.32 36.12 8.50 32.67 100 21 AVERAGE	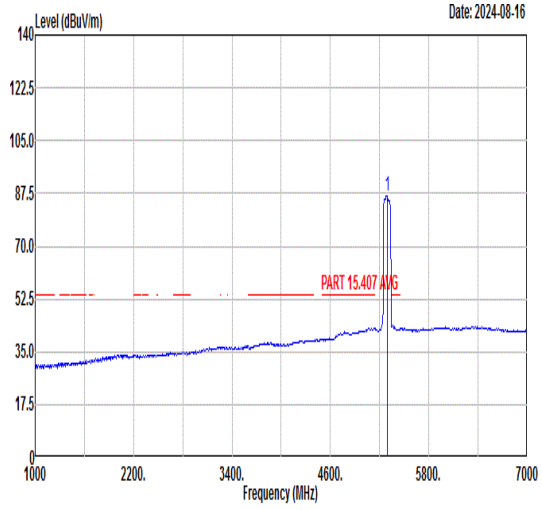 Freq Level Limit Line Margin Read Level Ant Factor Cable Loss Preamp Factor APos TPos Remark MHz dBuV/m dBuV/m dB dBuV dB/m dB dB cm deg 1 5290.00 86.61 ------ ------ 74.17 36.03 9.05 32.64 100 21 AVERAGE

Mode	235	
	Band Edge - R	
	U-NII-2A_5.25-5.35_802.11ax HE80_CH58_Full RU_5290MHz	
ANT	SISO 15	
Pol.	Vertical	Fundamental
Peak	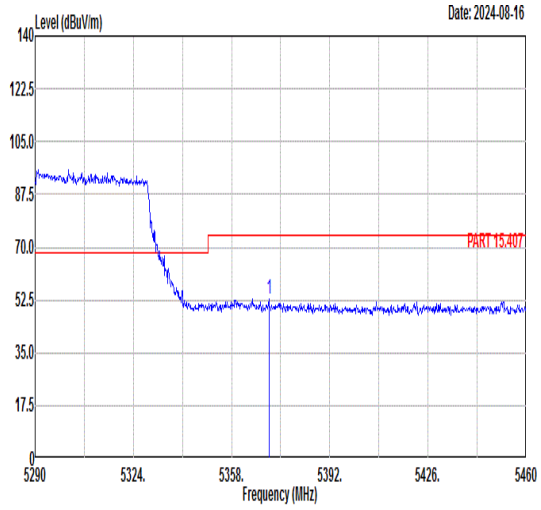 Freq Level Limit Line Margin Read Level Ant Factor Cable Loss Preamp Factor APos TPos Remark MHz dBuV/m dBuV/m dB dBuV dB/m dB dB cm deg 1 5370.92 53.01 74.00 -20.99 40.19 35.98 9.47 32.63 100 21 PEAK	Blank
Avg	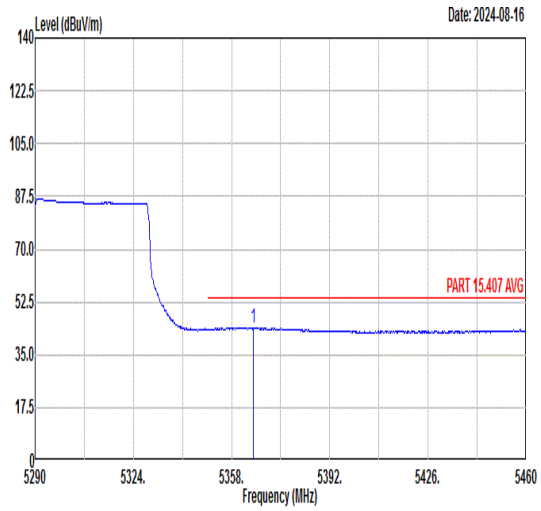 Freq Level Limit Line Margin Read Level Ant Factor Cable Loss Preamp Factor APos TPos Remark MHz dBuV/m dBuV/m dB dBuV dB/m dB dB cm deg 1 5365.65 43.99 54.00 -10.01 31.19 35.98 9.45 32.63 100 21 AVERAGE	Blank

Mode	236	
	Band Edge - L	
	U-NII-2C_5.47-5.725_802.11ax HE80_CH106_Full RU_5530MHz	
ANT	SISO 15	
Pol.	Horizontal	Fundamental
Peak	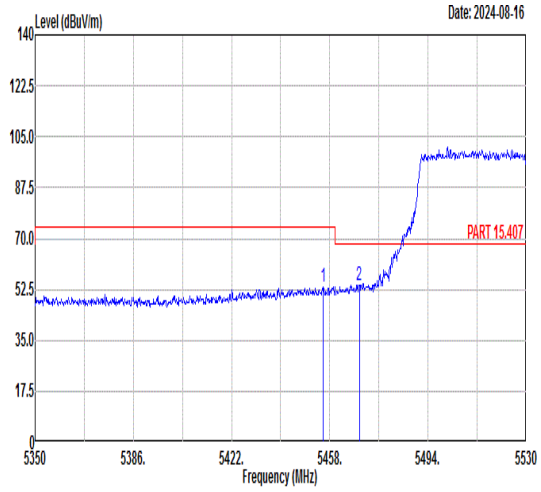 Freq Level Limit Line Margin Read Level Ant Factor Cable Loss Preamp Factor APos TPos Remark MHz dBuV/m dBuV/m dB dBuV dB/m dB dB cm deg 1 5455.66 53.37 74.00 -20.63 40.37 35.93 9.68 32.61 104 21 PEAK 2 5468.80 54.10 68.30 -14.20 41.10 35.92 9.69 32.61 104 21 PEAK	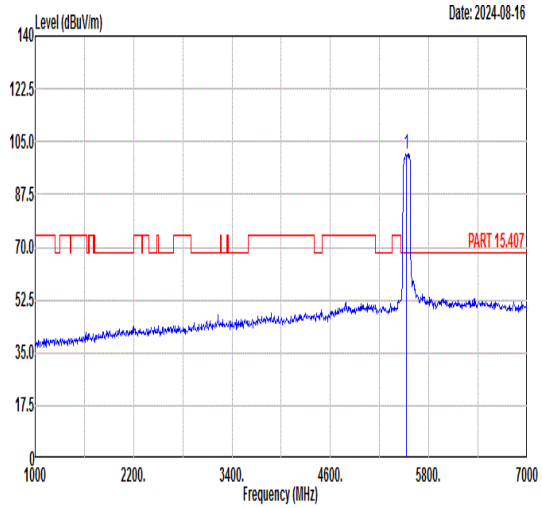 Freq Level Limit Line Margin Read Level Ant Factor Cable Loss Preamp Factor APos TPos Remark MHz dBuV/m dBuV/m dB dBuV dB/m dB dB cm deg 1 5530.00 100.78 ------ ------ 87.68 35.98 9.74 32.62 104 21 PEAK
Avg	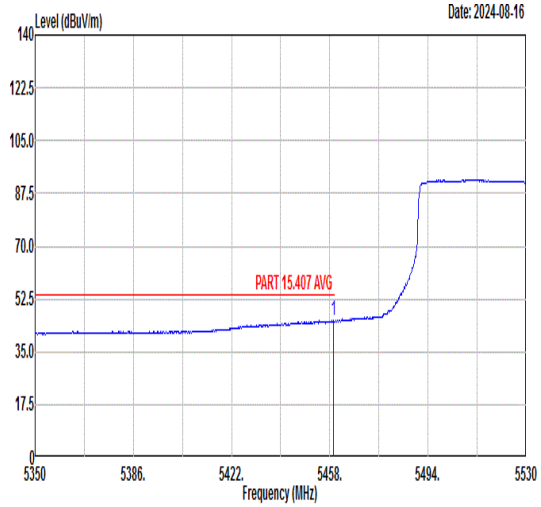 Freq Level Limit Line Margin Read Level Ant Factor Cable Loss Preamp Factor APos TPos Remark MHz dBuV/m dBuV/m dB dBuV dB/m dB dB cm deg 1 5459.44 45.32 54.00 -8.68 32.32 35.92 9.69 32.61 104 21 AVERAGE	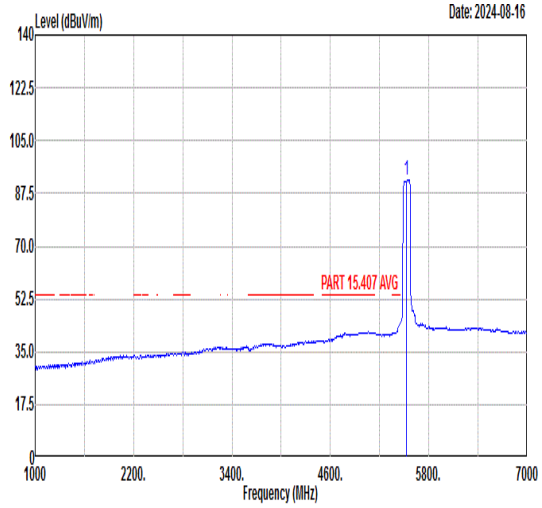 Freq Level Limit Line Margin Read Level Ant Factor Cable Loss Preamp Factor APos TPos Remark MHz dBuV/m dBuV/m dB dBuV dB/m dB dB cm deg 1 5530.00 92.06 ------ ------ 78.96 35.99 9.74 32.63 104 21 AVERAGE

Mode	236	
	Band Edge - R	
	U-NII-2C_5.47-5.725_802.11ax HE80_CH106_Full RU_5530MHz	
ANT	SISO 15	
Pol.	Horizontal	Fundamental
Peak	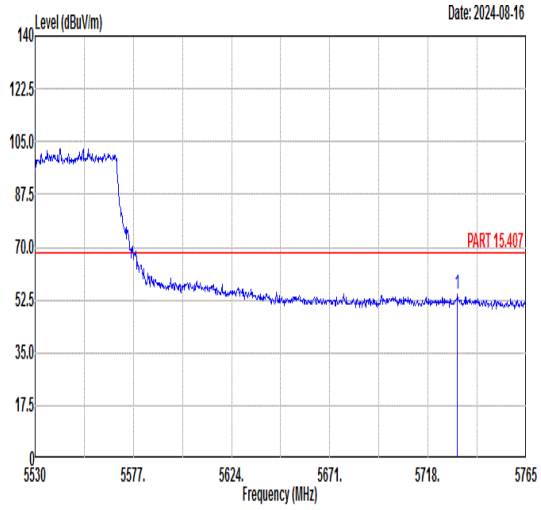 Freq Level Limit Line Margin Read Level Ant Factor Cable Loss Preamp Factor APos TPos Remark MHz dBuV/m dBuV/m dB dBuV dB/m dB dB cm deg 1 5732.10 54.18 68.30 -14.12 40.62 36.22 10.03 32.69 104 21 PEAK	Blank

Mode	236
	Band Edge - L
	U-NII-2C_5.47-5.725_802.11ax HE80_CH106_Full RU_5530MHz
ANT	SISO 15

Pol.	Vertical	Fundamental
Peak	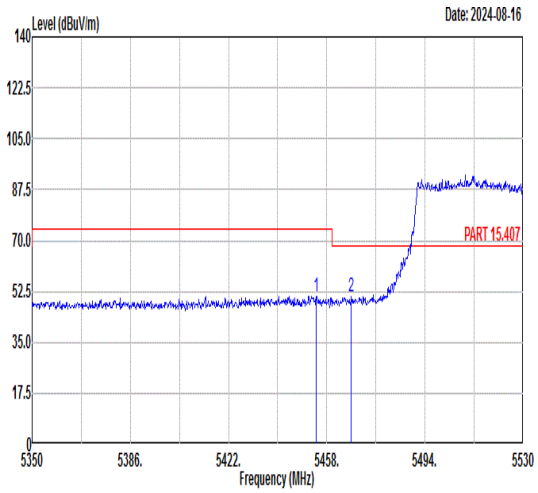 Freq Level Limit Line Margin Read Level Ant Factor Cable Loss Preamp Factor APos TPos Remark 1 5454.22 50.64 74.00 -23.36 37.64 35.93 9.68 32.61 100 38 PEAK 2 5467.00 50.61 68.30 -17.69 37.61 35.92 9.69 32.61 100 38 PEAK	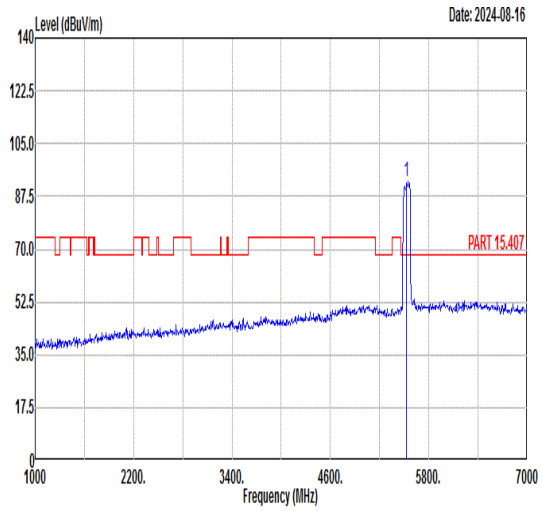 Freq Level Limit Line Margin Read Level Ant Factor Cable Loss Preamp Factor APos TPos Remark 1 5530.00 92.47 ------ ------ 79.39 35.97 9.73 32.62 100 38 PEAK
Avg	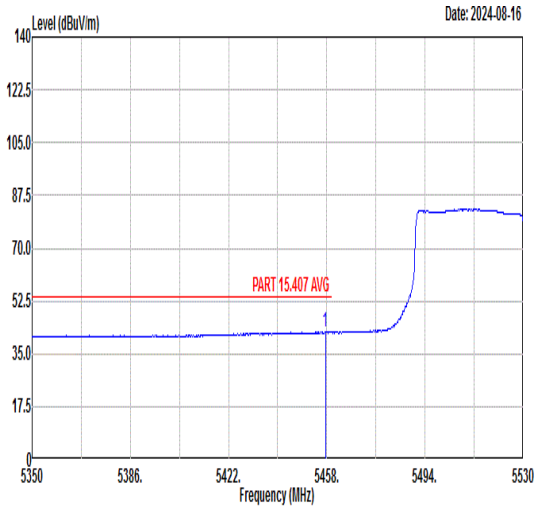 Freq Level Limit Line Margin Read Level Ant Factor Cable Loss Preamp Factor APos TPos Remark 1 5457.46 42.23 54.00 -11.77 29.22 35.93 9.69 32.61 100 38 AVERAGE	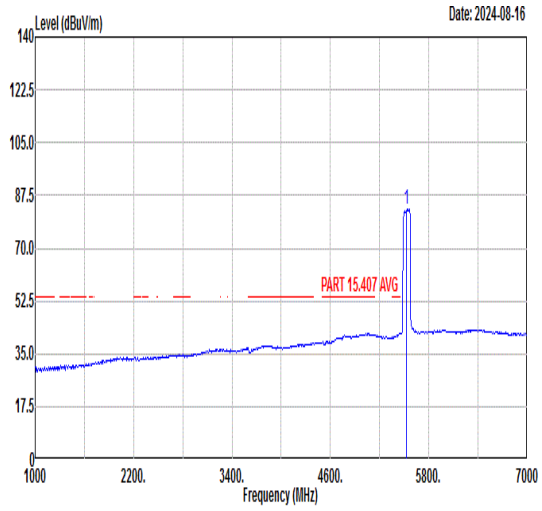 Freq Level Limit Line Margin Read Level Ant Factor Cable Loss Preamp Factor APos TPos Remark 1 5530.00 82.85 ------ ------ 69.78 35.95 9.73 32.61 100 38 AVERAGE

Mode	236	
	Band Edge - R	
	U-NII-2C_5.47-5.725_802.11ax HE80_CH106_Full RU_5530MHz	
ANT	SISO 15	
Pol.	Vertical	Fundamental
Peak	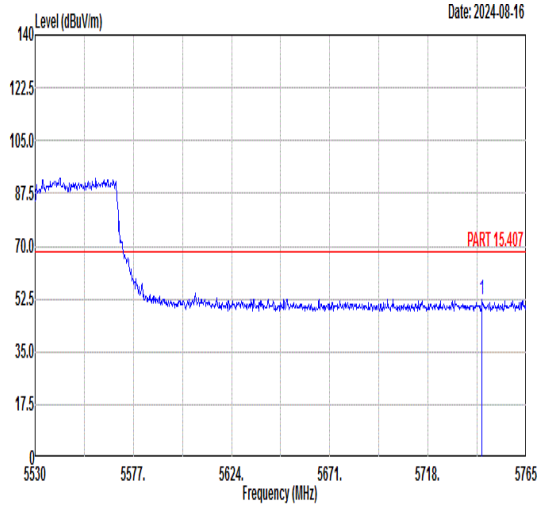 Freq Level Limit Line Margin Read Level Ant Factor Cable Loss Preamp Factor APos TPos Remark MHz dBuV/m dBuV/m dB dBuV dB/m dB dB cm deg 1 5743.85 52.12 68.30 -16.18 38.52 36.24 10.06 32.70 100 38 PEAK	Blank

Mode	237	
	Band Edge - L	
	U-NII-2C_5.47-5.725_802.11ax HE80_CH122_Full RU_5610MHz	
ANT	SISO 15	
Pol.	Horizontal	Fundamental
Peak	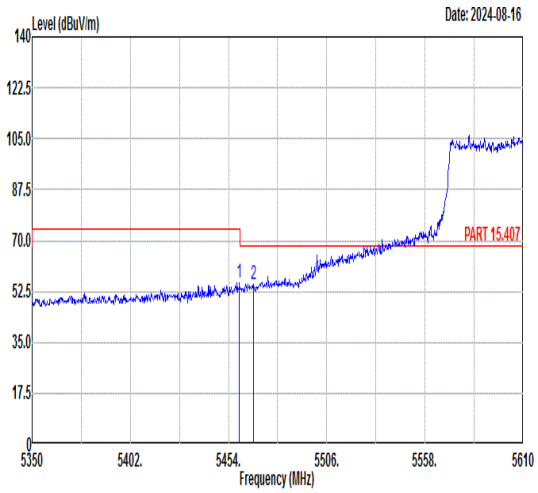 Freq Level Limit Line Margin Read Level Ant Factor Cable Loss Preamp Factor APos TPos Remark MHz dBuV/m dBuV/m dB dBuV dB/m dB dB cm deg 1 5459.72 55.60 74.00 -18.40 42.60 35.92 9.69 32.61 103 29 PEAK 2 5467.00 55.15 68.30 -13.15 42.15 35.92 9.69 32.61 103 29 PEAK	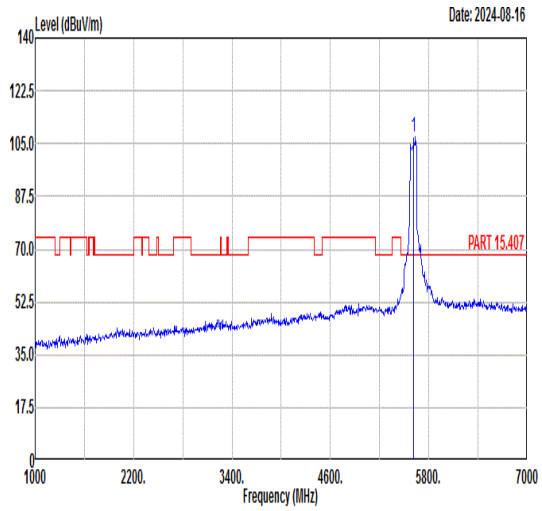 Freq Level Limit Line Margin Read Level Ant Factor Cable Loss Preamp Factor APos TPos Remark MHz dBuV/m dBuV/m dB dBuV dB/m dB dB cm deg 1 5610.00 107.01 ------ ------ 93.74 36.09 9.84 32.66 103 29 PEAK
Avg	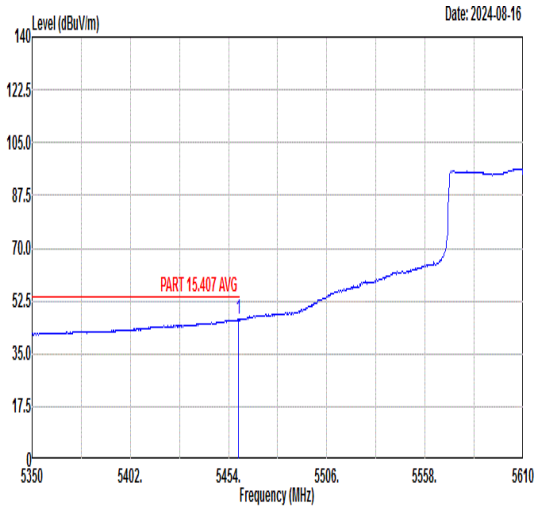 Freq Level Limit Line Margin Read Level Ant Factor Cable Loss Preamp Factor APos TPos Remark MHz dBuV/m dBuV/m dB dBuV dB/m dB dB cm deg 1 5459.20 46.59 54.00 -7.41 33.59 35.92 9.69 32.61 103 29 AVERAGE	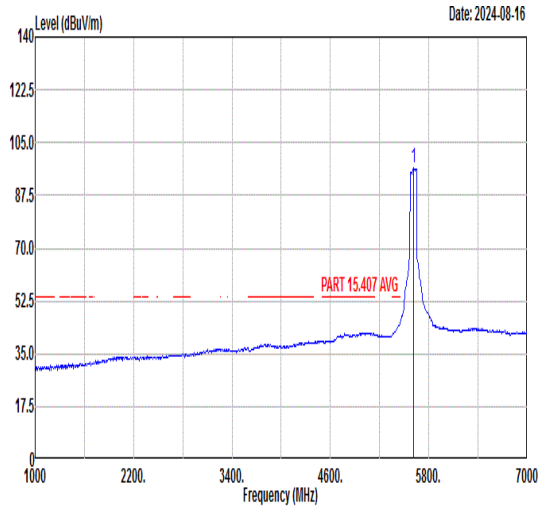 Freq Level Limit Line Margin Read Level Ant Factor Cable Loss Preamp Factor APos TPos Remark MHz dBuV/m dBuV/m dB dBuV dB/m dB dB cm deg 1 5610.00 96.43 ------ ------ 83.23 36.06 9.79 32.65 103 29 AVERAGE

Mode	237	
	Band Edge - R	
	U-NII-2C_5.47-5.725_802.11ax HE80_CH122_Full RU_5610MHz	
ANT	SISO 15	
Pol.	Horizontal	Fundamental
Peak	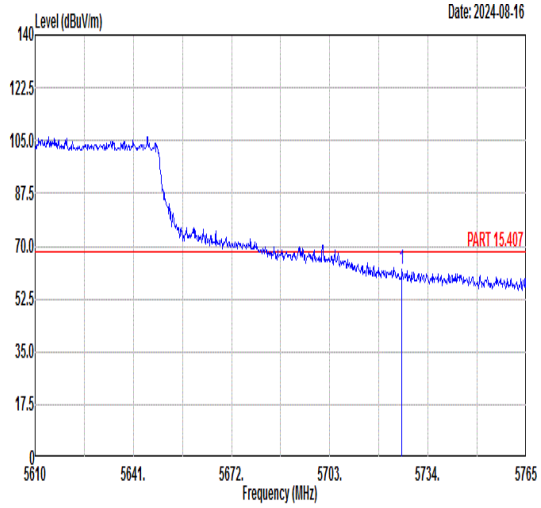 Freq Level Limit Line Margin Read Level Ant Factor Cable Loss Preamp Factor APos TPos Remark MHz dBuV/m dBuV/m dB dBuV dB/m dB dB cm deg 1 5725.79 62.09 68.30 -6.21 48.54 36.22 10.02 32.69 103 29 PEAK	Blank

Mode	237	
	Band Edge - L	
	U-NII-2C_5.47-5.725_802.11ax HE80_CH122_Full RU_5610MHz	
ANT	SISO 15	
Pol.	Vertical	Fundamental
Peak	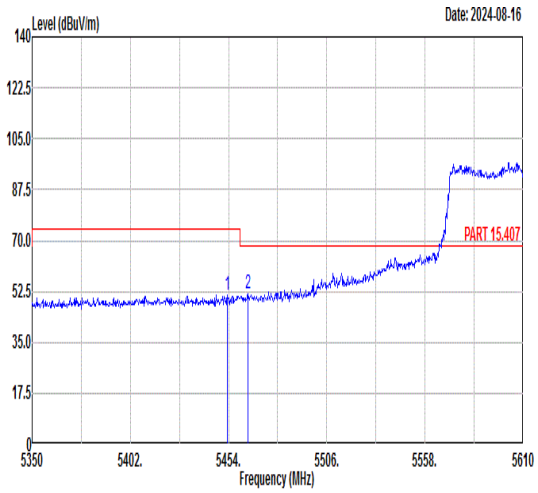 Freq Level Limit Line Margin Read Level Ant Factor Cable Loss Preamp Factor APos TPos Remark MHz dBuV/m dBuV/m dB dBuV dB/m dB dB cm deg 1 5453.22 51.11 74.00 -22.89 38.11 35.93 9.68 32.61 100 52 PEAK 2 5464.40 51.88 68.30 -16.42 38.88 35.92 9.69 32.61 100 52 PEAK	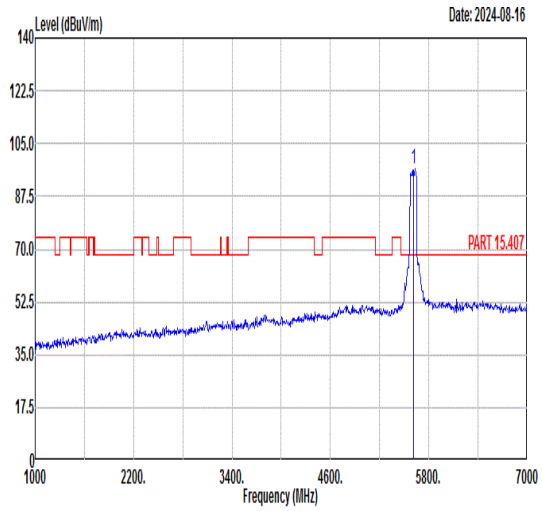 Freq Level Limit Line Margin Read Level Ant Factor Cable Loss Preamp Factor APos TPos Remark MHz dBuV/m dBuV/m dB dBuV dB/m dB dB cm deg 1 5610.00 96.55 ------ ------ 83.28 36.09 9.84 32.66 100 52 PEAK
Avg	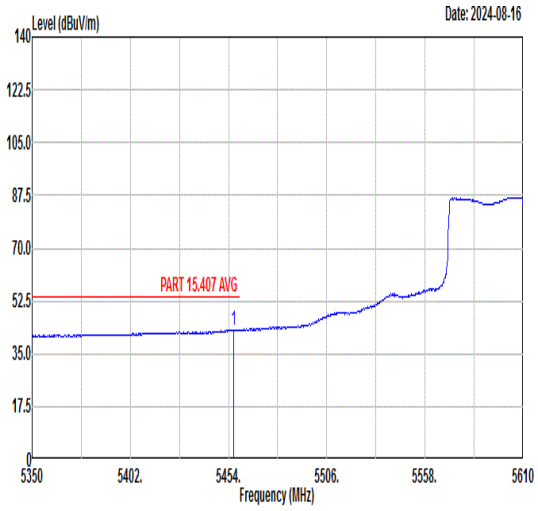 Freq Level Limit Line Margin Read Level Ant Factor Cable Loss Preamp Factor APos TPos Remark MHz dBuV/m dBuV/m dB dBuV dB/m dB dB cm deg 1 5456.86 43.05 54.00 -10.95 30.04 35.93 9.69 32.61 100 52 AVERAGE	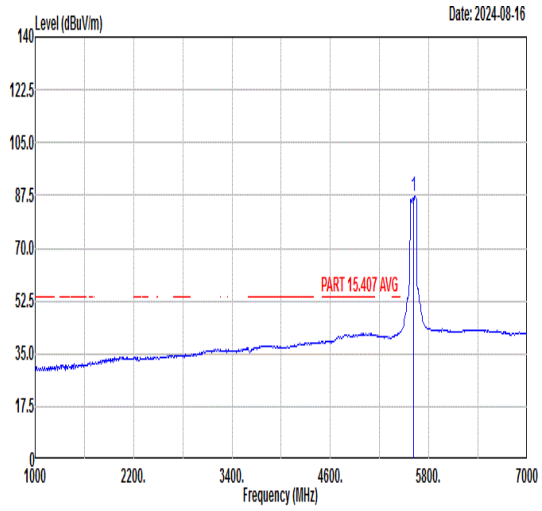 Freq Level Limit Line Margin Read Level Ant Factor Cable Loss Preamp Factor APos TPos Remark MHz dBuV/m dBuV/m dB dBuV dB/m dB dB cm deg 1 5610.00 87.22 ------ ------ 73.97 36.08 9.82 32.65 100 52 AVERAGE

Mode	237	
	Band Edge - R	
	U-NII-2C_5.47-5.725_802.11ax HE80_CH122_Full RU_5610MHz	
ANT	SISO 15	
Pol.	Vertical	Fundamental
Peak	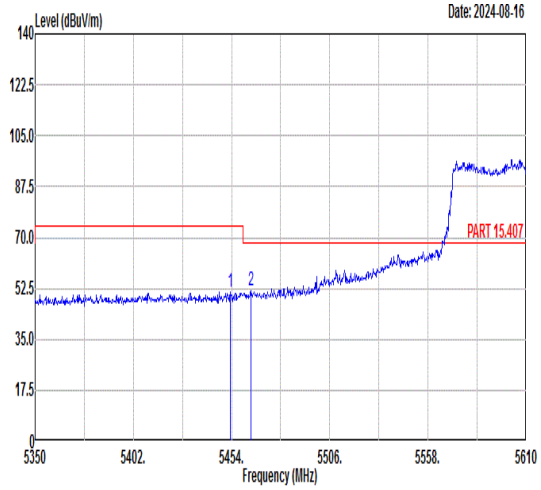 Freq Level Limit Line Margin Read Level Ant Factor Cable Loss Preamp Factor APos TPos Remark MHz dBuV/m dBuV/m dB dBuV dB/m dB dB cm deg 1 5453.22 51.11 74.00 -22.89 38.11 35.93 9.68 32.61 100 52 PEAK 2 5464.40 51.88 68.30 -16.42 38.88 35.92 9.69 32.61 100 52 PEAK	Blank

Mode	240	
	Band Edge	
	U-NII-3_5.725-5.85_802.11ax HE20_CH149_Full RU_5745MHz	
ANT	SISO 15	
Pol.	Horizontal	Fundamental
Peak	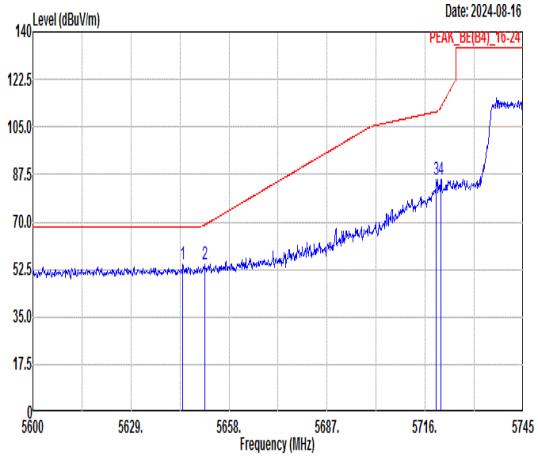 Freq Level Limit Line Margin (dB) Read Level Ant Factor Cable Loss Preamp Factor APos TPos Remark MHz dBuV/m dBuV/m dBuV dB/m dB dB cm deg 1 5644.37 54.32 68.30 -13.98 41.03 36.10 9.85 32.66 100 31 PEAK 2 5650.75 54.27 68.86 -14.59 40.96 36.11 9.86 32.66 100 31 PEAK 3 5719.34 85.55 110.61 -25.06 72.02 36.21 10.01 32.69 100 31 PEAK 4 5720.64 85.59 112.26 -26.67 72.06 36.21 10.01 32.69 100 31 PEAK	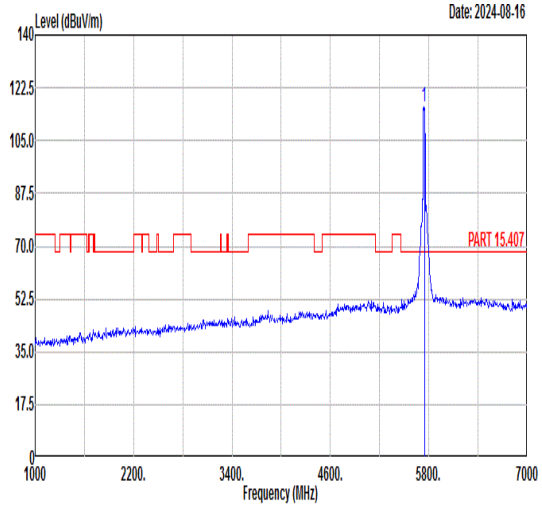 Freq Level Limit Line Margin (dB) Read Level Ant Factor Cable Loss Preamp Factor APos TPos Remark MHz dBuV/m dBuV/m dBuV dB/m dB dB cm deg 1 5745.00 116.33 ------ ------ 102.74 36.24 10.05 32.70 100 31 PEAK
Avg	Blank	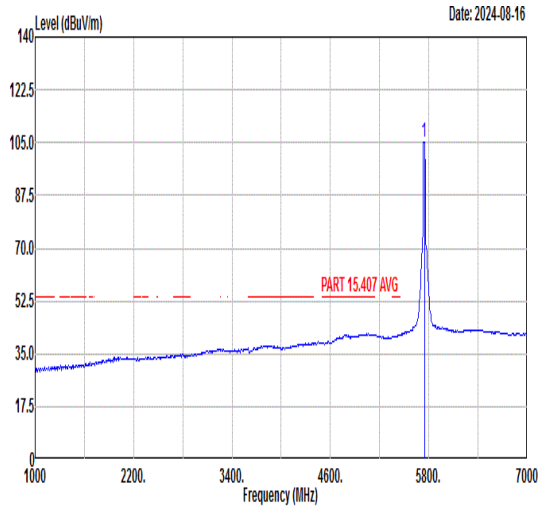 Freq Level Limit Line Margin (dB) Read Level Ant Factor Cable Loss Preamp Factor APos TPos Remark MHz dBuV/m dBuV/m dBuV dB/m dB dB cm deg 1 5745.00 105.16 ------ ------ 91.57 36.24 10.05 32.70 100 31 AVERAGE

Mode	240	
	Band Edge	
	U-NII-3_5.725-5.85_802.11ax HE20_CH149_Full RU_5745MHz	
ANT	SISO 15	
Pol.	Vertical	Fundamental
Peak	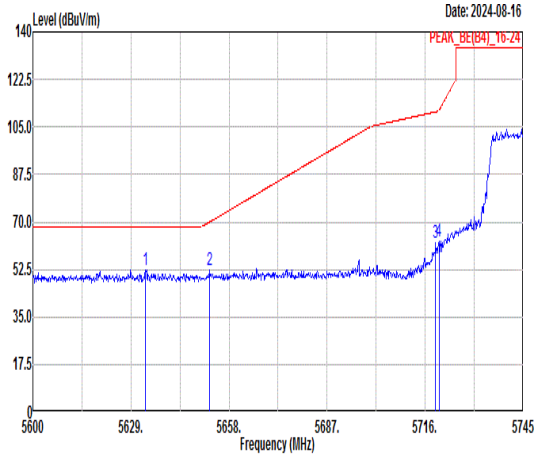 Freq Level Limit Line Margin (dB) Read Level Ant Factor Cable Loss Preamp Factor APos TPos Remark MHz dBuV/m dBuV/m dBuV dB/m dB dB cm deg 1 5633.21 52.50 68.30 -15.80 39.23 36.09 9.83 32.65 400 51 PEAK 2 5652.35 52.18 70.04 -17.86 38.86 36.11 9.87 32.66 400 51 PEAK 3 5719.05 62.42 110.53 -48.11 48.89 36.21 10.01 32.69 400 51 PEAK 4 5720.06 62.62 110.94 -48.32 49.09 36.21 10.01 32.69 400 51 PEAK	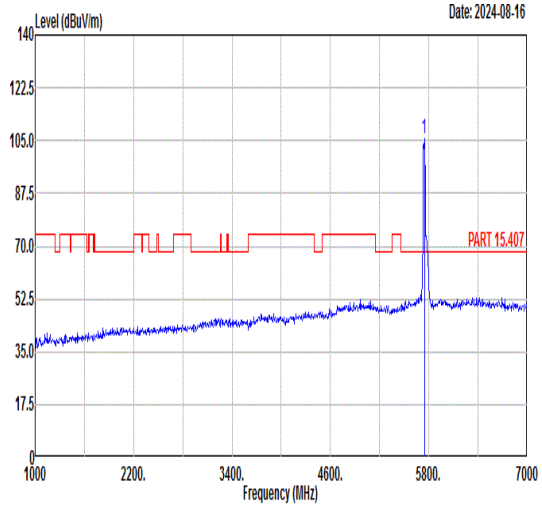 Freq Level Limit Line Margin (dB) Read Level Ant Factor Cable Loss Preamp Factor APos TPos Remark MHz dBuV/m dBuV/m dBuV dB/m dB dB cm deg 1 5745.00 105.74 ------ ------ 92.14 36.24 10.06 32.70 400 51 PEAK
Avg	Blank	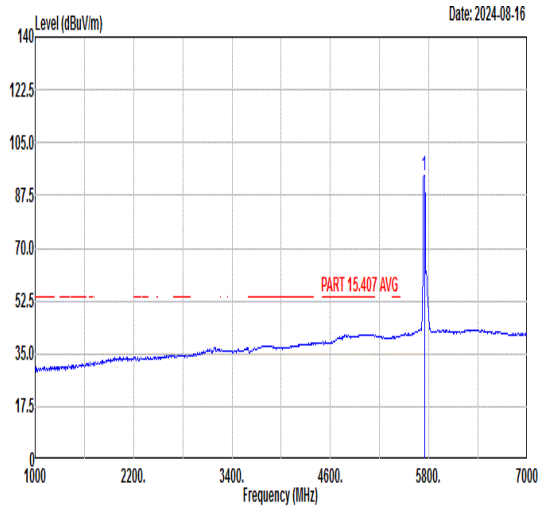 Freq Level Limit Line Margin (dB) Read Level Ant Factor Cable Loss Preamp Factor APos TPos Remark MHz dBuV/m dBuV/m dBuV dB/m dB dB cm deg 1 5745.00 94.25 ------ ------ 80.65 36.24 10.06 32.70 400 51 AVERAGE

Mode	240	
	Harmonic	
	U-NII-3_5.725-5.85_802.11ax HE20_CH149_Full RU_5745MHz	
ANT	SISO 15	
Pol.	Horizontal	Vertical
Peak Avg	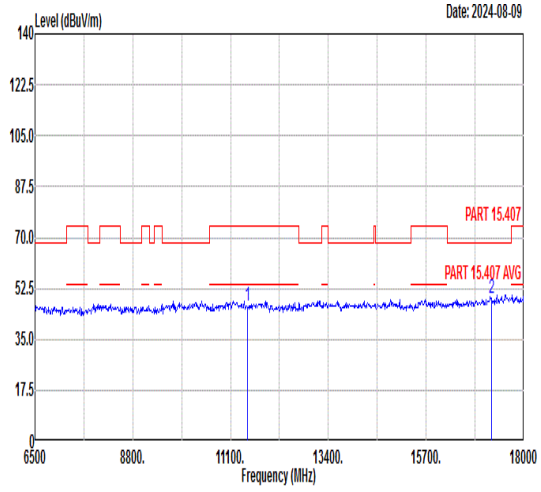 Freq Level Limit Line Margin Read Level Ant Factor Cable Loss Preamp Factor APos TPos Remark MHz dBuV/m dBuV/m dB dBuV dB/m dB dB cm deg 1 11490.00 46.62 74.00 -27.38 57.99 39.20 12.87 63.44 --- --- Peak 2 17235.00 49.20 68.30 -19.10 56.92 41.86 15.72 65.30 --- --- Peak	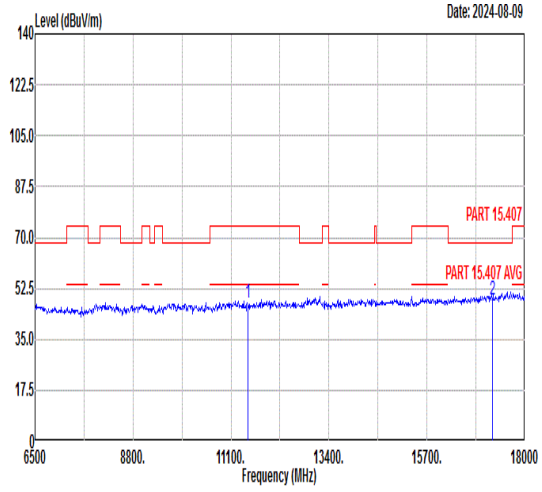 Freq Level Limit Line Margin Read Level Ant Factor Cable Loss Preamp Factor APos TPos Remark MHz dBuV/m dBuV/m dB dBuV dB/m dB dB cm deg 1 11490.00 47.51 74.00 -26.49 58.88 39.20 12.87 63.44 --- --- Peak 2 17235.00 48.74 68.30 -19.56 56.46 41.86 15.72 65.30 --- --- Peak

Mode	241	
	Harmonic	
	U-NII-3_5.725-5.85_802.11ax HE20_CH157_Full RU_5785MHz	
ANT	SISO 15	
Pol.	Horizontal	Vertical
Peak Avg	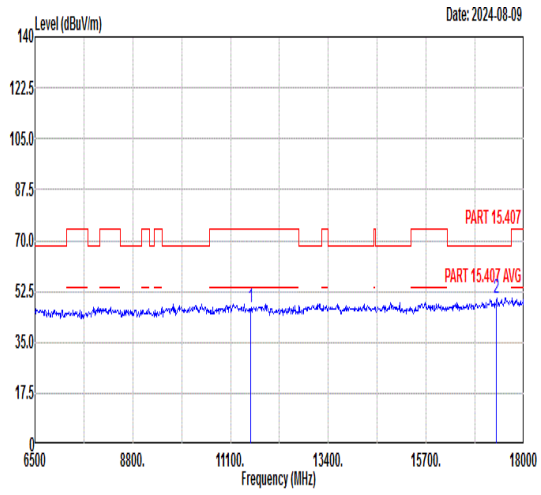 Freq Level Limit Line Margin Read Level Ant Factor Cable Loss Preamp Factor APos TPos Remark MHz dBuV/m dBuV/m dB dBuV dB/m dB dB cm deg 1 11570.00 46.97 74.00 -27.03 58.26 39.23 12.93 63.45 --- --- Peak 2 17355.00 49.96 68.30 -18.34 57.52 41.99 15.81 65.36 --- --- Peak	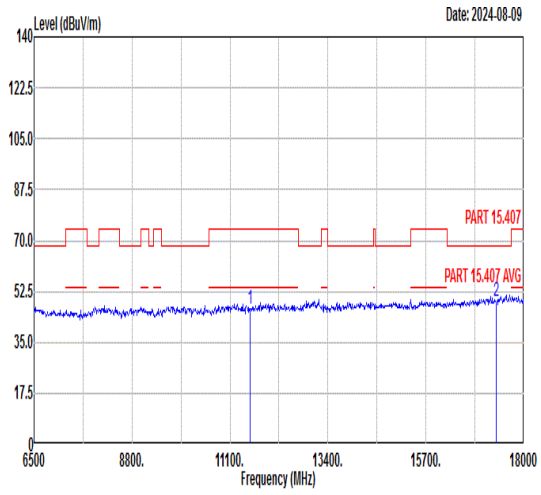 Freq Level Limit Line Margin Read Level Ant Factor Cable Loss Preamp Factor APos TPos Remark MHz dBuV/m dBuV/m dB dBuV dB/m dB dB cm deg 1 11570.00 46.52 74.00 -27.48 57.81 39.23 12.93 63.45 --- --- Peak 2 17355.00 49.03 68.30 -19.27 56.59 41.99 15.81 65.36 --- --- Peak

Mode	242	
	Band Edge	
	U-NII-3_5.725-5.85_802.11ax HE20_CH165_Full RU_5825MHz	
ANT	SISO 15	
Pol.	Horizontal	Fundamental
Peak	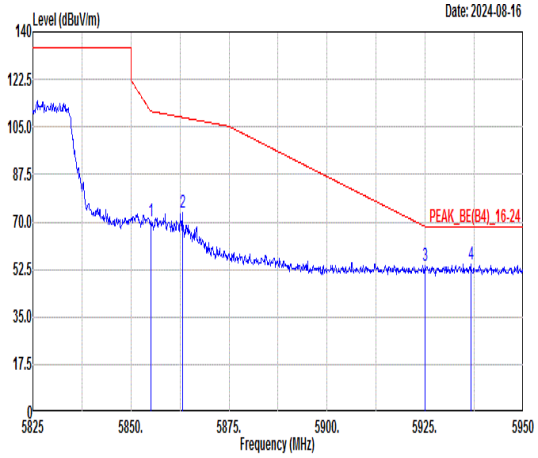 Freq Level Limit Line Margin (dB) Read Level Ant Factor Cable Loss Preamp Factor APos TPos Remark MHz dBuV/m dBuV/m dBuV dB/m dB dB cm deg 1 5855.00 70.39 110.80 -40.41 56.44 36.40 10.29 32.74 100 11 PEAK 2 5863.13 73.57 108.52 -34.95 59.60 36.41 10.31 32.75 100 11 PEAK 3 5924.88 54.13 68.39 -14.26 39.97 36.49 10.44 32.77 100 11 PEAK 4 5936.63 54.65 68.30 -13.65 40.45 36.51 10.46 32.77 100 11 PEAK	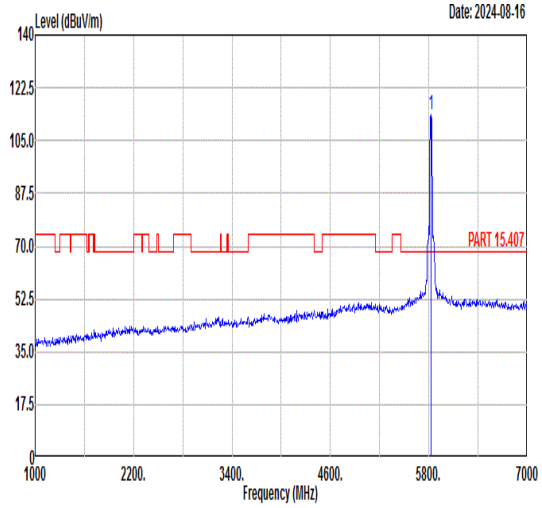 Freq Level Limit Line Margin (dB) Read Level Ant Factor Cable Loss Preamp Factor APos TPos Remark MHz dBuV/m dBuV/m dBuV dB/m dB dB cm deg 1 5825.00 113.65 ------ ------ 99.78 36.36 10.24 32.73 100 11 PEAK
Avg	Blank	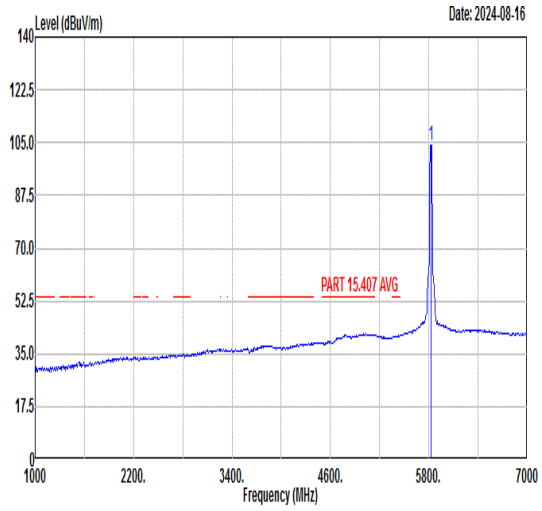 Freq Level Limit Line Margin (dB) Read Level Ant Factor Cable Loss Preamp Factor APos TPos Remark MHz dBuV/m dBuV/m dBuV dB/m dB dB cm deg 1 5825.00 104.01 ------ ------ 90.12 36.37 10.25 32.73 100 11 AVERAGE

Mode	242	
	Band Edge	
	U-NII-3_5.725-5.85_802.11ax HE20_CH165_Full RU_5825MHz	
ANT	SISO 15	
Pol.	Vertical	Fundamental
Peak	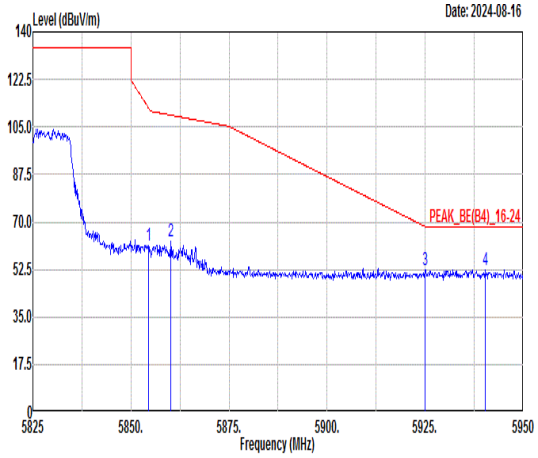 Freq Level Limit Line Margin (dB) Read Level Ant Factor Cable Loss Preamp Factor APos TPos Remark MHz dBuV/m dBuV/m dBuV dB/m dB dB cm deg 1 5854.50 61.08 111.94 -50.86 47.13 36.40 10.29 32.74 100 360 PEAK 2 5860.13 62.68 109.36 -46.68 48.72 36.40 10.30 32.74 100 360 PEAK 3 5924.88 52.36 68.39 -16.03 38.20 36.49 10.44 32.77 100 360 PEAK 4 5940.25 52.53 68.30 -15.77 38.32 36.52 10.47 32.78 100 360 PEAK	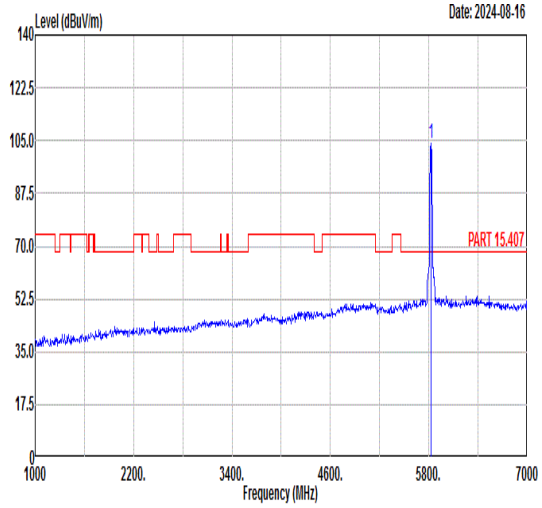 Freq Level Limit Line Margin (dB) Read Level Ant Factor Cable Loss Preamp Factor APos TPos Remark MHz dBuV/m dBuV/m dBuV dB/m dB dB cm deg 1 5825.00 103.98 ------ ------ 90.13 36.35 10.23 32.73 100 360 PEAK
Avg	Blank	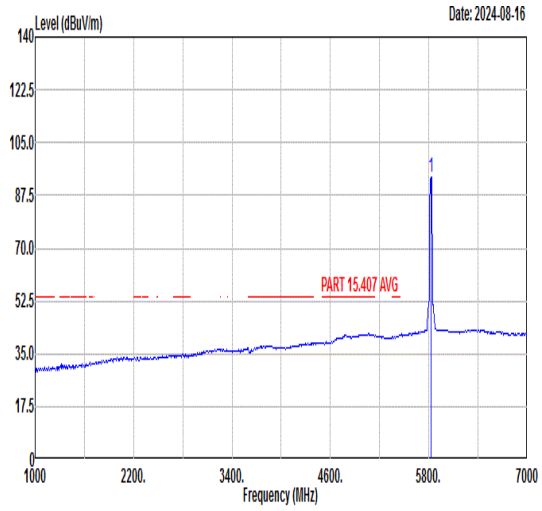 Freq Level Limit Line Margin (dB) Read Level Ant Factor Cable Loss Preamp Factor APos TPos Remark MHz dBuV/m dBuV/m dBuV dB/m dB dB cm deg 1 5825.00 93.54 ------ ------ 79.67 36.36 10.24 32.73 100 360 AVERAGE

Mode	242	
	Harmonic	
	U-NII-3_5.725-5.85_802.11ax HE20_CH165_Full RU_5825MHz	
ANT	SISO 15	
Pol.	Horizontal	Vertical
Peak Avg	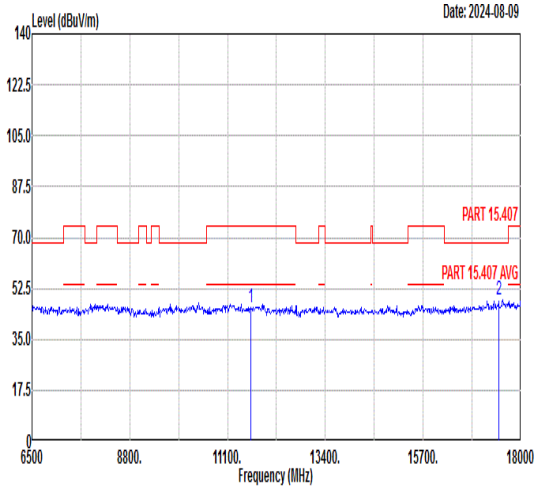 Freq Level Limit Line Margin Read Level Ant Factor Cable Loss Preamp Factor APos TPos Remark MHz dBuV/m dBuV/m dB dBuV dB/m dB dB cm deg 1 11650.00 45.96 74.00 -28.04 57.16 39.26 12.99 63.45 --- --- Peak 2 17475.00 48.41 68.30 -19.89 55.82 42.12 15.90 65.43 --- --- Peak	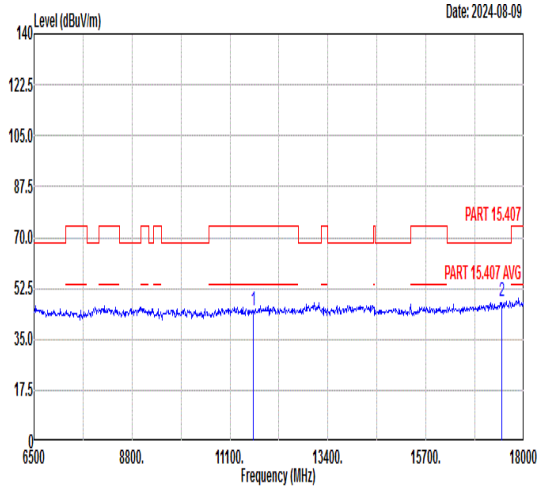 Freq Level Limit Line Margin Read Level Ant Factor Cable Loss Preamp Factor APos TPos Remark MHz dBuV/m dBuV/m dB dBuV dB/m dB dB cm deg 1 11650.00 44.94 74.00 -29.06 56.14 39.26 12.99 63.45 --- --- Peak 2 17475.00 48.26 68.30 -20.04 55.67 42.12 15.90 65.43 --- --- Peak

Mode	243	
	Band Edge - L	
	U-NII-3_5.725-5.85_802.11ax HE40_CH151_Full RU_5755MHz	
ANT	SISO 15	
Pol.	Horizontal	Fundamental
Peak	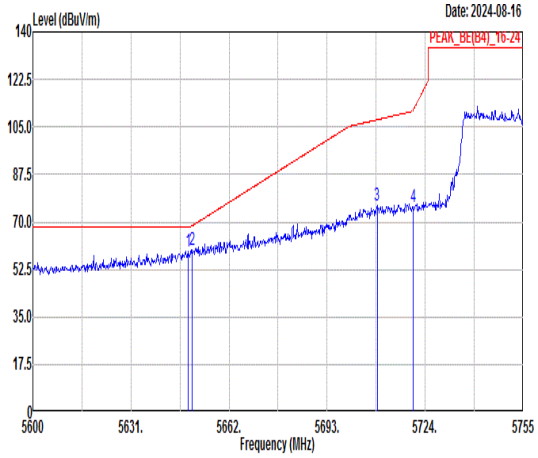 Freq Level Limit Line Margin (dB) Read Level Ant Factor Cable Loss Preamp Factor APos TPos Remark MHz dBuV/m dBuV/m dBuV dB/m dB dB cm deg 1 5648.98 59.42 68.30 -8.88 46.11 36.11 9.86 32.66 100 20 PEAK 2 5650.38 59.74 68.58 -8.84 46.43 36.11 9.86 32.66 100 20 PEAK 3 5708.81 75.86 107.67 -31.81 62.37 36.19 9.98 32.68 100 20 PEAK 4 5720.13 75.80 111.09 -35.29 62.27 36.21 10.01 32.69 100 20 PEAK	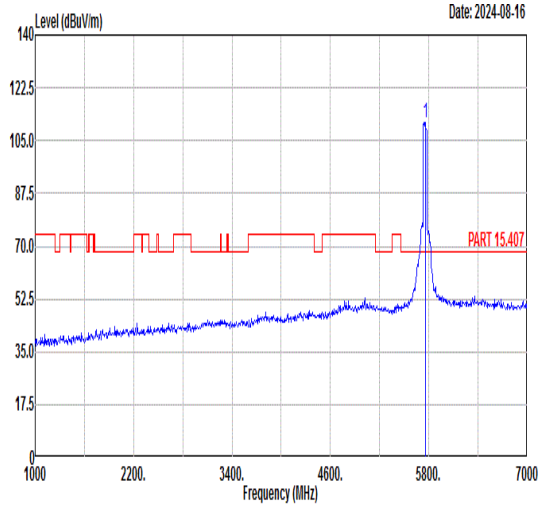 Freq Level Limit Line Margin (dB) Read Level Ant Factor Cable Loss Preamp Factor APos TPos Remark MHz dBuV/m dBuV/m dBuV dB/m dB dB cm deg 1 5755.00 110.88 ------ ------ 97.23 36.26 10.09 32.70 100 20 PEAK
Avg	Blank	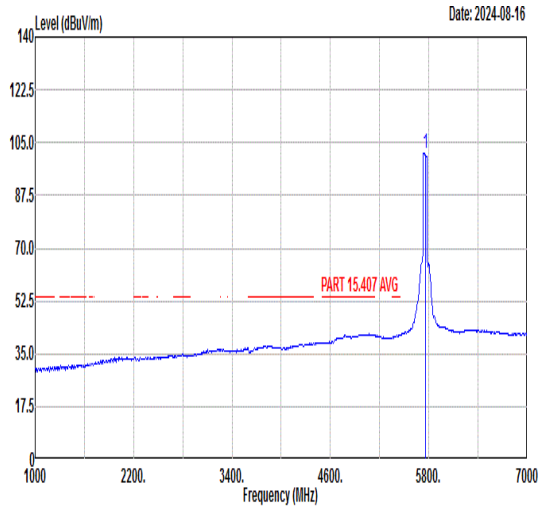 Freq Level Limit Line Margin (dB) Read Level Ant Factor Cable Loss Preamp Factor APos TPos Remark MHz dBuV/m dBuV/m dBuV dB/m dB dB cm deg 1 5755.00 101.51 ------ ------ 87.92 36.24 10.05 32.70 100 20 AVERAGE

Mode	243	
	Band Edge - R	
	U-NII-3_5.725-5.85_802.11ax HE40_CH151_Full RU_5755MHz	
ANT	SISO 15	
Pol.	Horizontal	Fundamental
Peak	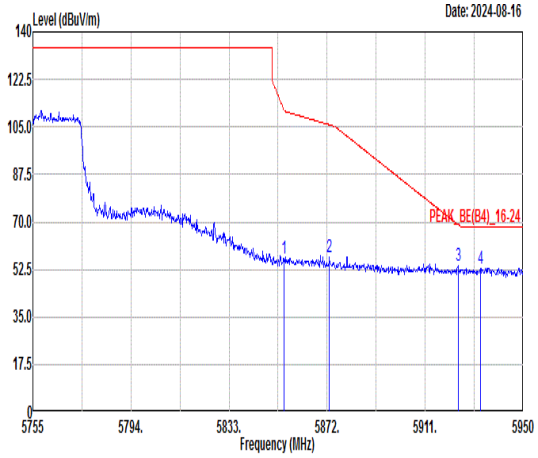 Freq Level Limit Line Margin (dB) Read Level Ant Factor Cable Loss Preamp Factor APos TPos Remark MHz dBuV/m dBuV/m dBuV dB/m dB dB cm deg 1 5854.84 56.34 111.17 -54.83 42.39 36.40 10.29 32.74 100 20 PEAK 2 5872.98 56.84 105.77 -48.93 42.84 36.42 10.33 32.75 100 20 PEAK 3 5924.07 53.62 68.99 -15.37 39.46 36.49 10.44 32.77 100 20 PEAK 4 5933.04 52.94 68.30 -15.36 38.74 36.51 10.46 32.77 100 20 PEAK	Blank

Mode	243	
	Band Edge - L	
	U-NII-3_5.725-5.85_802.11ax HE40_CH151_Full RU_5755MHz	
ANT	SISO 15	
Pol.	Vertical	Fundamental
Peak	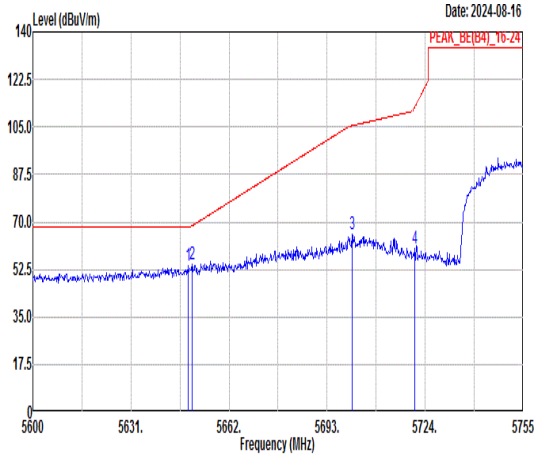 Freq Level Limit Line Margin (dB) Read Level Ant Factor Cable Loss Preamp Factor APos TPos Remark MHz dBuV/m dBuV/m dBuV dB/m dB dB cm deg 1 5648.98 53.82 68.30 -14.48 40.51 36.11 9.86 32.66 375 53 PEAK 2 5650.22 54.39 68.46 -14.07 41.08 36.11 9.86 32.66 375 53 PEAK 3 5700.91 65.29 105.45 -40.16 51.82 36.18 9.97 32.68 375 53 PEAK 4 5720.59 60.04 112.15 -52.11 46.51 36.21 10.01 32.69 375 53 PEAK	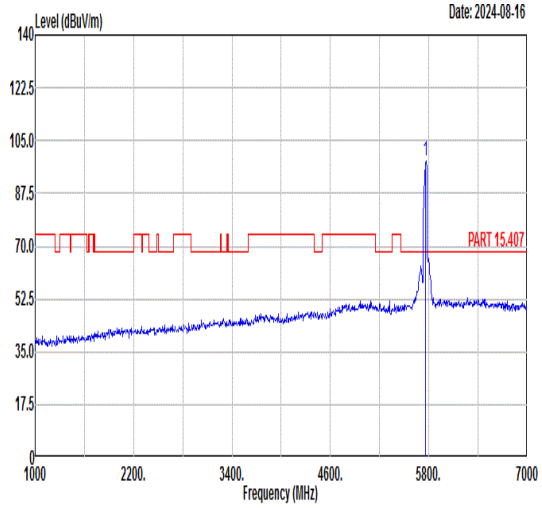 Freq Level Limit Line Margin (dB) Read Level Ant Factor Cable Loss Preamp Factor APos TPos Remark MHz dBuV/m dBuV/m dBuV dB/m dB dB cm deg 1 5755.00 98.40 ------ ------ 84.72 36.28 10.11 32.71 375 53 PEAK
Avg	Blank	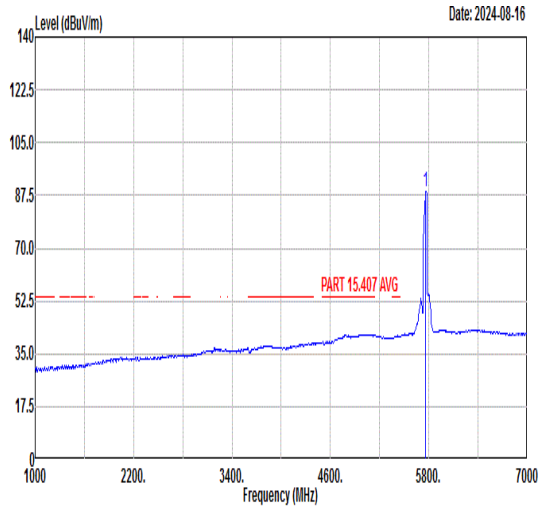 Freq Level Limit Line Margin (dB) Read Level Ant Factor Cable Loss Preamp Factor APos TPos Remark MHz dBuV/m dBuV/m dBuV dB/m dB dB cm deg 1 5755.00 88.94 ------ ------ 75.26 36.28 10.11 32.71 375 53 AVERAGE

Mode	243	
	Band Edge - R	
	U-NII-3_5.725-5.85_802.11ax HE40_CH151_Full RU_5755MHz	
ANT	SISO 15	
Pol.	Vertical	Fundamental
Peak	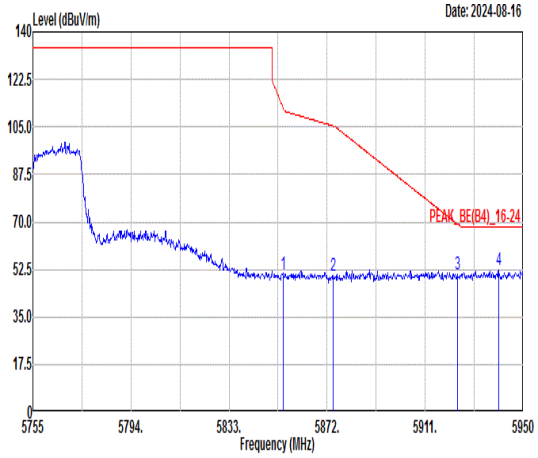 Freq Level Limit Line Margin (dB) Read Level Ant Factor Cable Loss Preamp Factor APos TPos Remark MHz dBuV/m dBuV/m dBuV dB/m dB dB cm deg 1 5854.65 50.88 111.61 -60.73 36.93 36.40 10.29 32.74 375 53 PEAK 2 5874.54 50.40 105.33 -54.93 36.40 36.42 10.33 32.75 375 53 PEAK 3 5923.87 50.94 69.13 -18.19 36.78 36.49 10.44 32.77 375 53 PEAK 4 5940.25 52.16 68.30 -16.14 37.95 36.52 10.47 32.78 375 53 PEAK	Blank

Mode	244	
	Band Edge - L	
	U-NII-3_5.725-5.85_802.11ax HE40_CH159_Full RU_5795MHz	
ANT	SISO 15	
Pol.	Horizontal	Fundamental
Peak	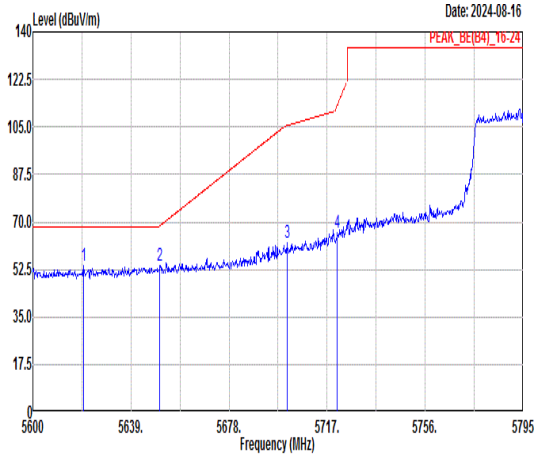 Freq Level Limit Line Margin (dB) Read Level Ant Factor Cable Loss Preamp Factor APos TPos Remark MHz dBuV/m dBuV/m dBuV dB/m dB dB cm deg 1 5620.28 53.81 68.30 -14.49 40.59 36.07 9.80 32.65 102 23 PEAK 2 5650.51 53.68 68.67 -14.99 40.37 36.11 9.86 32.66 102 23 PEAK 3 5701.01 62.19 105.48 -43.29 48.72 36.18 9.97 32.68 102 23 PEAK 4 5721.10 66.11 113.30 -47.19 52.58 36.21 10.01 32.69 102 23 PEAK	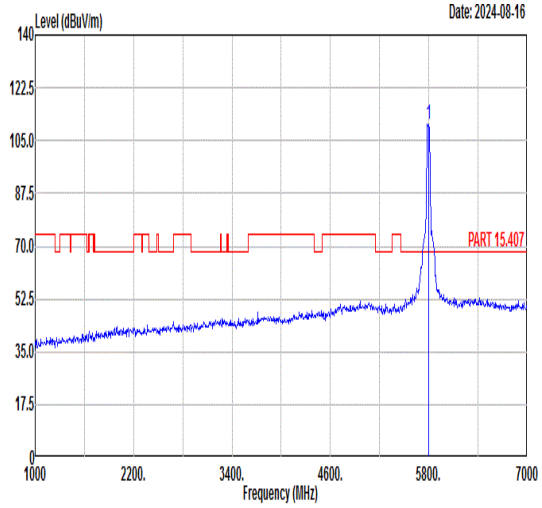 Freq Level Limit Line Margin (dB) Read Level Ant Factor Cable Loss Preamp Factor APos TPos Remark MHz dBuV/m dBuV/m dBuV dB/m dB dB cm deg 1 5795.00 110.53 ------ ------ 96.75 36.32 10.18 32.72 102 23 PEAK
Avg	Blank	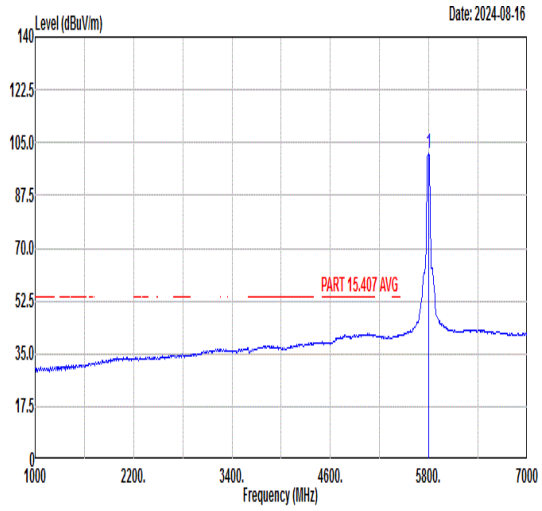 Freq Level Limit Line Margin (dB) Read Level Ant Factor Cable Loss Preamp Factor APos TPos Remark MHz dBuV/m dBuV/m dBuV dB/m dB dB cm deg 1 5795.00 101.41 ------ ------ 87.63 36.32 10.18 32.72 102 23 AVERAGE

Mode	244	
	Band Edge - R	
	U-NII-3_5.725-5.85_802.11ax HE40_CH159_Full RU_5795MHz	
ANT	SISO 15	
Pol.	Horizontal	Fundamental
Peak	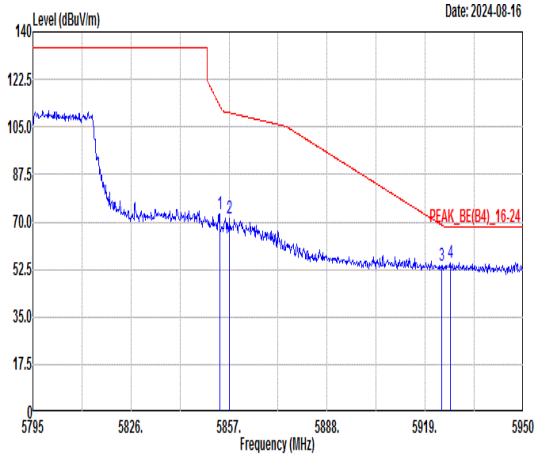 Freq Level Limit Line Margin (dB) Read Level Ant Factor Cable Loss Preamp Factor APos TPos Remark MHz dBuV/m dBuV/m dBuV dB/m dB dB cm deg 1 5854.06 72.77 112.95 -40.18 58.82 36.40 10.29 32.74 102 23 PEAK 2 5857.16 71.41 110.20 -38.79 57.45 36.40 10.30 32.74 102 23 PEAK 3 5924.12 54.09 68.95 -14.86 39.93 36.49 10.44 32.77 102 23 PEAK 4 5926.91 55.20 68.30 -13.10 41.03 36.50 10.44 32.77 102 23 PEAK	Blank

Mode	244	
	Band Edge - L	
	U-NII-3_5.725-5.85_802.11ax HE40_CH159_Full RU_5795MHz	
ANT	SISO 15	
Pol.	Vertical	Fundamental
Peak	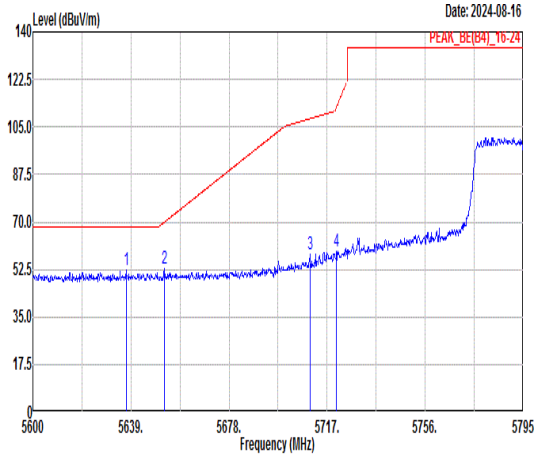 Freq Level Limit Line Margin (dB) Read Level Ant Factor Cable Loss Preamp Factor APos TPos Remark MHz dBuV/m dBuV/m dBuV dB/m dB dB cm deg 1 5637.05 52.17 68.30 -16.13 38.90 36.09 9.83 32.65 100 57 PEAK 2 5652.26 52.63 69.97 -17.34 39.31 36.11 9.87 32.66 100 57 PEAK 3 5710.18 58.13 108.05 -49.92 44.63 36.19 9.99 32.68 100 57 PEAK 4 5720.71 59.23 112.41 -53.18 45.70 36.21 10.01 32.69 100 57 PEAK	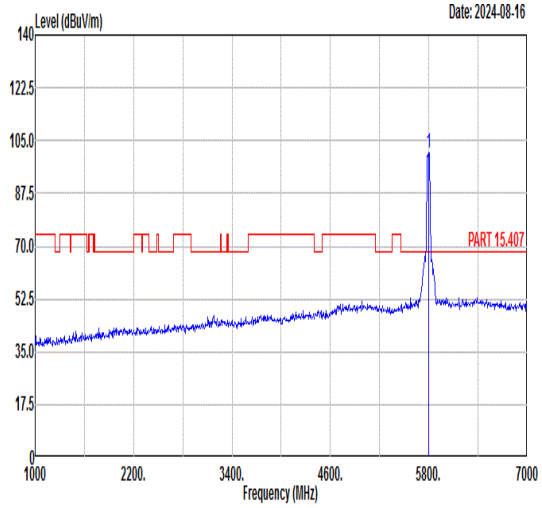 Freq Level Limit Line Margin (dB) Read Level Ant Factor Cable Loss Preamp Factor APos TPos Remark MHz dBuV/m dBuV/m dBuV dB/m dB dB cm deg 1 5795.00 100.99 ------ ------ 87.24 36.31 10.16 32.72 100 57 PEAK
Avg	Blank	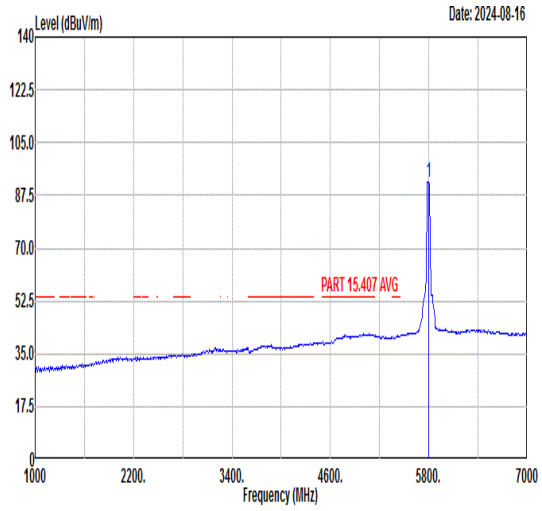 Freq Level Limit Line Margin (dB) Read Level Ant Factor Cable Loss Preamp Factor APos TPos Remark MHz dBuV/m dBuV/m dBuV dB/m dB dB cm deg 1 5795.00 92.01 ------ ------ 78.26 36.31 10.16 32.72 100 57 AVERAGE

Mode	244	
	Band Edge - R	
	U-NII-3_5.725-5.85_802.11ax HE40_CH159_Full RU_5795MHz	
ANT	SISO 15	
Pol.	Vertical	Fundamental
Peak	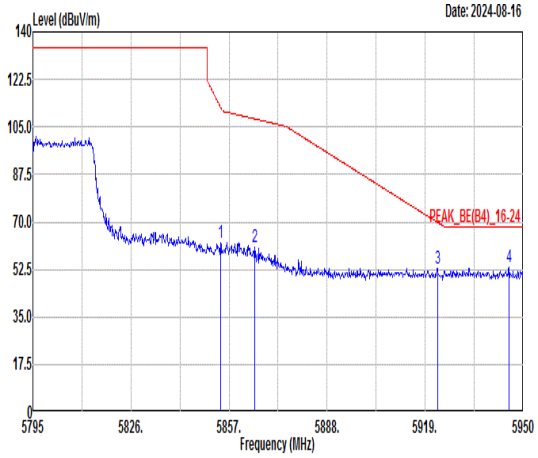 Freq Level Limit Line Margin (dB) Read Level Ant Factor Cable Loss Preamp Factor APos TPos Remark MHz dBuV/m dBuV/m dBuV dB/m dB dB cm deg 1 5854.37 62.27 112.25 -49.98 48.32 36.40 10.29 32.74 100 57 PEAK 2 5865.22 61.00 107.94 -46.94 47.03 36.41 10.31 32.75 100 57 PEAK 3 5922.88 53.09 69.86 -16.77 38.94 36.49 10.43 32.77 100 57 PEAK 4 5945.51 53.12 68.30 -15.18 38.90 36.52 10.48 32.78 100 57 PEAK	Blank

Mode	245
	Band Edge - L
	U-NII-3_5.725-5.85_802.11ax HE80_CH155_Full RU_5775MHz
ANT	SISO 15

Pol.	Horizontal	Fundamental
Peak	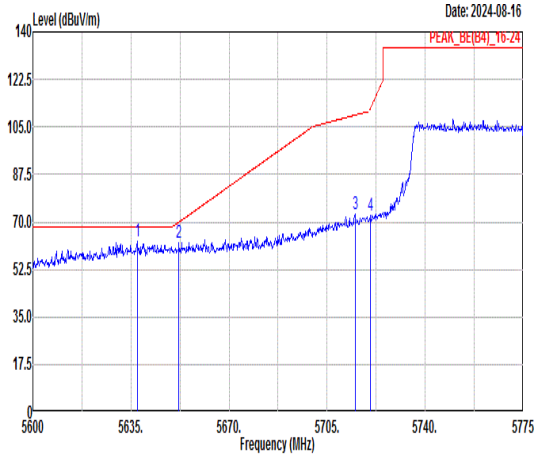 Freq Level Limit Line Margin (dB) Read Level Ant Factor Cable Loss Preamp Factor APos TPos Remark MHz dBuV/m dBuV/m dBuV dB/m dB dB cm deg 1 5637.28 62.75 68.30 -5.55 49.48 36.09 9.83 32.65 100 21 PEAK 2 5652.15 62.12 69.89 -7.77 48.80 36.11 9.87 32.66 100 21 PEAK 3 5714.98 72.89 109.39 -36.50 59.38 36.20 10.00 32.69 100 21 PEAK 4 5720.58 72.48 112.11 -39.63 58.95 36.21 10.01 32.69 100 21 PEAK	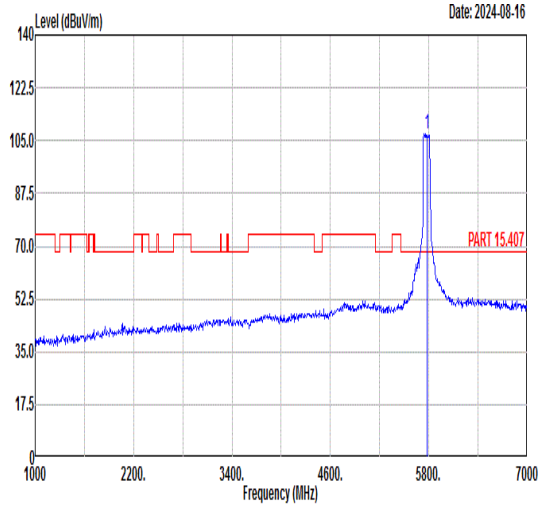 Freq Level Limit Line Margin (dB) Read Level Ant Factor Cable Loss Preamp Factor APos TPos Remark MHz dBuV/m dBuV/m dBuV dB/m dB dB cm deg 1 5775.00 107.42 ------ ------ 93.83 36.24 10.05 32.70 100 21 PEAK
Avg	Blank	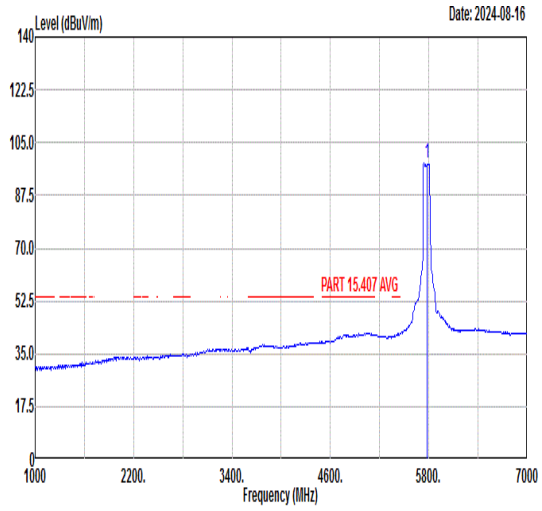 Freq Level Limit Line Margin (dB) Read Level Ant Factor Cable Loss Preamp Factor APos TPos Remark MHz dBuV/m dBuV/m dBuV dB/m dB dB cm deg 1 5775.00 98.10 ------ ------ 84.51 36.24 10.05 32.70 100 21 AVERAGE

Mode	245	
	Band Edge - R	
	U-NII-3_5.725-5.85_802.11ax HE80_CH155_Full RU_5775MHz	
ANT	SISO 15	
Pol.	Horizontal	Fundamental
Peak	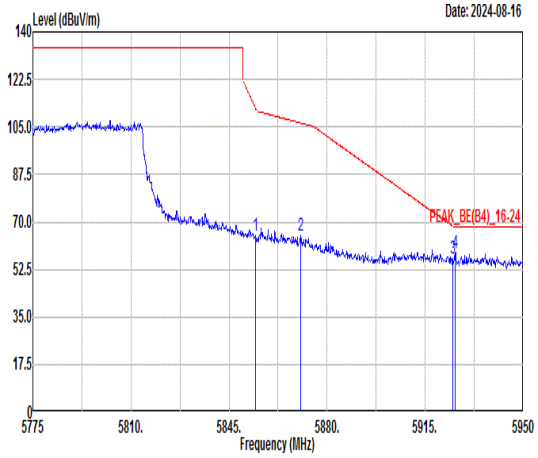 Freq Level Limit Line Margin (dB) Read Level Ant Factor Cable Loss Preamp Factor APos TPos Remark MHz dBuV/m dBuV/m dBuV dB/m dB dB cm deg 1 5854.45 64.89 112.05 -47.16 50.94 36.40 10.29 32.74 100 21 PEAK 2 5870.55 64.98 106.44 -41.46 50.99 36.42 10.32 32.75 100 21 PEAK 3 5924.80 56.70 68.45 -11.75 42.54 36.49 10.44 32.77 100 21 PEAK 4 5925.68 58.54 68.30 -9.76 44.37 36.50 10.44 32.77 100 21 PEAK	Blank

Mode	245	
	Band Edge - L	
	U-NII-3_5.725-5.85_802.11ax HE80_CH155_Full RU_5775MHz	
ANT	SISO 15	
Pol.	Vertical	Fundamental
Peak	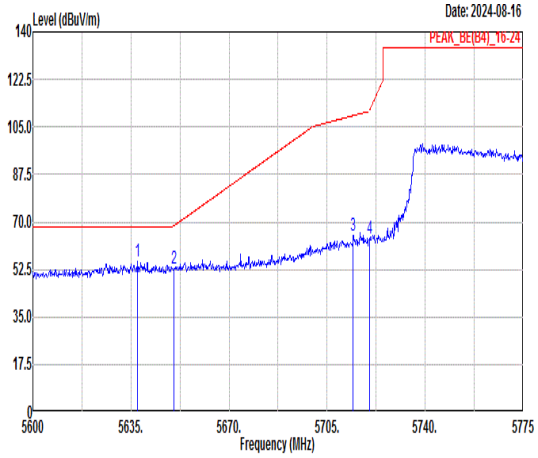 Freq Level Limit Line Margin (dB) Read Level Ant Factor Cable Loss Preamp Factor APos TPos Remark MHz dBuV/m dBuV/m dBuV dB/m dB dB cm deg 1 5637.28 55.25 68.30 -13.05 41.98 36.09 9.83 32.65 100 62 PEAK 2 5650.23 52.99 68.47 -15.48 39.68 36.11 9.86 32.66 100 62 PEAK 3 5714.28 65.22 109.20 -43.98 51.71 36.20 10.00 32.69 100 62 PEAK 4 5720.05 63.92 110.91 -46.99 50.39 36.21 10.01 32.69 100 62 PEAK	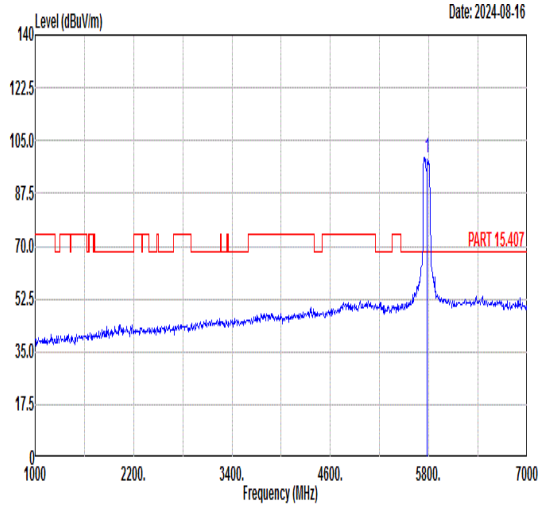 Freq Level Limit Line Margin (dB) Read Level Ant Factor Cable Loss Preamp Factor APos TPos Remark MHz dBuV/m dBuV/m dBuV dB/m dB dB cm deg 1 5775.00 99.14 ------ ------ 85.55 36.24 10.05 32.70 100 62 PEAK
Avg	Blank	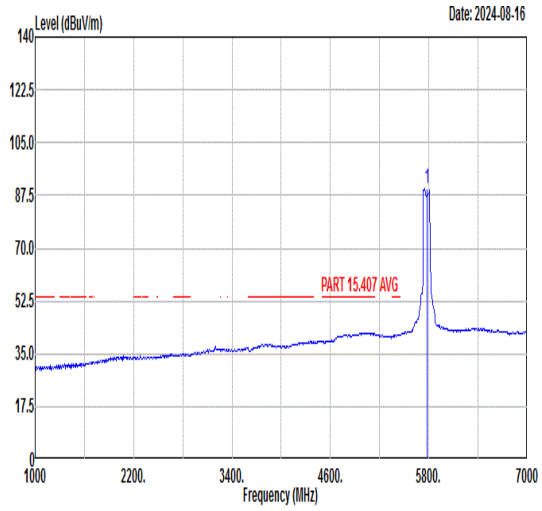 Freq Level Limit Line Margin (dB) Read Level Ant Factor Cable Loss Preamp Factor APos TPos Remark MHz dBuV/m dBuV/m dBuV dB/m dB dB cm deg 1 5775.00 89.64 ------ ------ 76.04 36.24 10.06 32.70 100 62 AVERAGE

Mode	245	
	Band Edge - R	
	U-NII-3_5.725-5.85_802.11ax HE80_CH155_Full RU_5775MHz	
ANT	SISO 15	
Pol.	Vertical	Fundamental
Peak	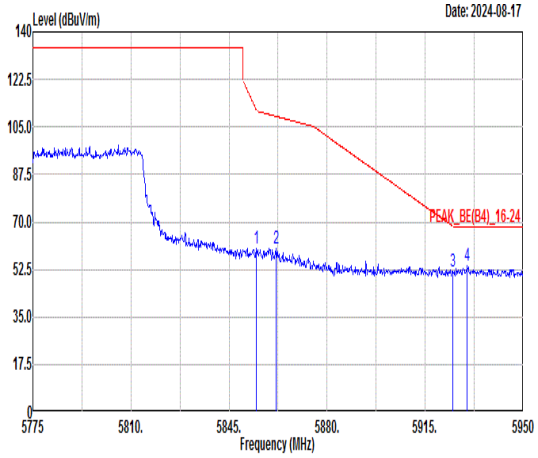 Freq Level Limit Line Margin (dB) Read Level Ant Factor Cable Loss Preamp Factor APos TPos Remark MHz dBuV/m dBuV/m dBuV dB/m dB dB cm deg 1 5854.80 60.27 111.26 -50.99 46.32 36.40 10.29 32.74 100 62 PEAK 2 5861.80 60.09 108.89 -48.80 46.11 36.41 10.31 32.74 100 62 PEAK 3 5924.98 51.79 68.32 -16.53 37.63 36.49 10.44 32.77 100 62 PEAK 4 5930.05 54.04 68.30 -14.26 39.86 36.50 10.45 32.77 100 62 PEAK	Blank

Mode	245	
	Harmonic	
	U-NII-3_5.725-5.85_802.11ax HE80_CH155_Full RU_5775MHz	
ANT	SISO 15	
Pol.	Horizontal	Vertical
Peak Avg	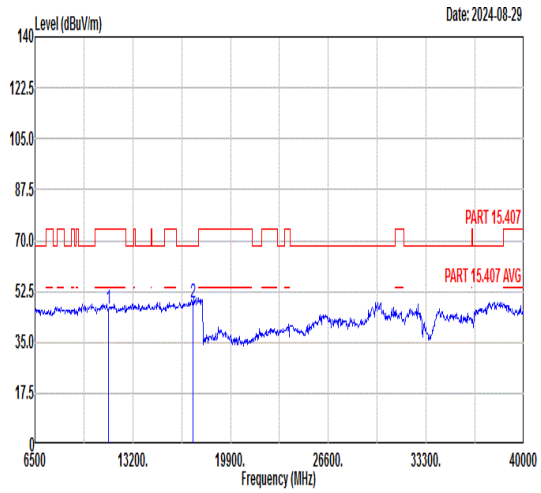 Freq Level Limit Line Margin Read Level Ant Factor Cable Loss Preamp Factor APos TPos Remark MHz dBuV/m dBuV/m dB dBuV dB/m dB dB cm deg 1 11550.00 46.44 74.00 -27.56 57.75 39.22 12.92 63.45 --- --- Peak 2 17325.00 48.35 68.30 -19.95 55.95 41.96 15.79 65.35 --- --- Peak	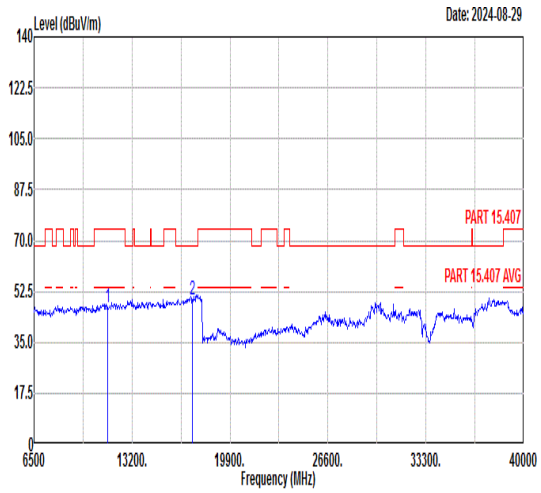 Freq Level Limit Line Margin Read Level Ant Factor Cable Loss Preamp Factor APos TPos Remark MHz dBuV/m dBuV/m dB dBuV dB/m dB dB cm deg 1 11550.00 46.92 74.00 -27.08 58.23 39.22 12.92 63.45 --- --- Peak 2 17325.00 49.81 68.30 -18.49 57.41 41.96 15.79 65.35 --- --- Peak

Mode	246	
	LF	
	5.25-5.35_UNII 2A_802.11n HT40_CHCH62_LF_( )MHz	
ANT	SISO 15	
Pol.	Horizontal	Vertical
QP/ Peak	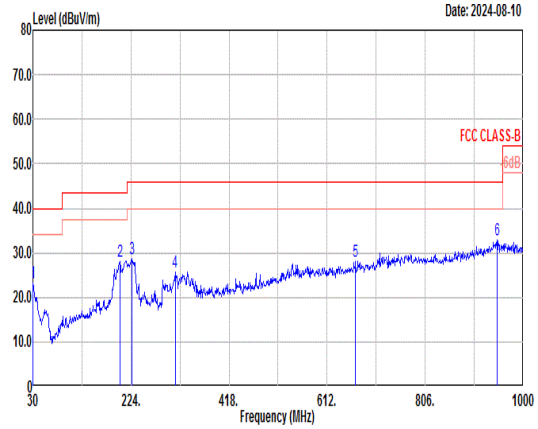	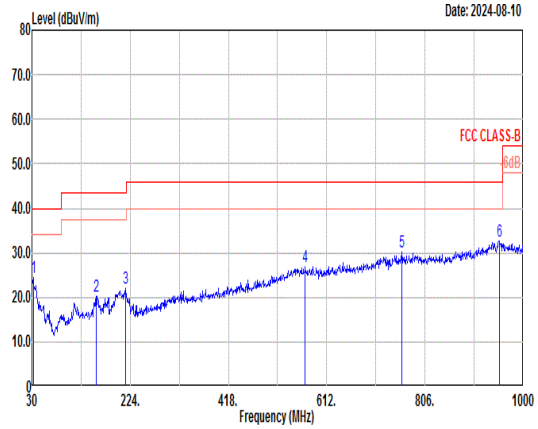

Horizontal:

	Freq	Level	Limit Line	Margin	Read Level	Ant Factor	Cable Loss	Preamp Factor	APos	TPos	Remark
	MHz	dBuV/m	dBuV/m	dB	dBuV	dB/m	dB	dB	cm	deg	
1	30.00	23.39	40.00	-16.61	29.26	25.20	0.53	31.60	---	---	Peak
2	201.69	28.07	43.50	-15.43	43.25	14.98	1.44	31.60	---	---	Peak
3	225.94	28.64	46.00	-17.36	42.90	15.80	1.54	31.60	---	---	Peak
4	311.30	25.74	46.00	-20.26	35.96	19.42	1.84	31.48	---	---	Peak
5	668.26	28.21	46.00	-17.79	30.32	26.40	2.69	31.20	---	---	Peak
6	947.62	32.96	46.00	-13.04	29.81	30.72	3.23	30.80	---	---	Peak

Vertical:

	Freq	Level	Limit Line	Margin	Read Level	Ant Factor	Cable Loss	Preamp Factor	APos	TPos	Remark
	MHz	dBuV/m	dBuV/m	dB	dBuV	dB/m	dB	dB	cm	deg	
1	32.91	24.57	40.00	-15.43	32.08	23.60	0.55	31.66	---	---	Peak
2	157.07	20.32	43.50	-23.18	34.03	16.70	1.28	31.69	---	---	Peak
3	214.30	21.96	43.50	-21.54	37.17	14.90	1.49	31.60	---	---	Peak
4	569.32	26.80	46.00	-19.20	29.20	26.26	2.50	31.16	---	---	Peak
5	760.41	30.19	46.00	-15.81	30.20	28.30	2.87	31.18	---	---	Peak
6	953.44	32.63	46.00	-13.37	29.20	31.00	3.24	30.81	---	---	Peak

Mode	247	
	LF	
	5.725-5.85_UNII 3_802.11ax HE80_CHCH155_LF_( )MHz	
ANT	SISO 15	
Pol.	Horizontal	Vertical
QP/ Peak	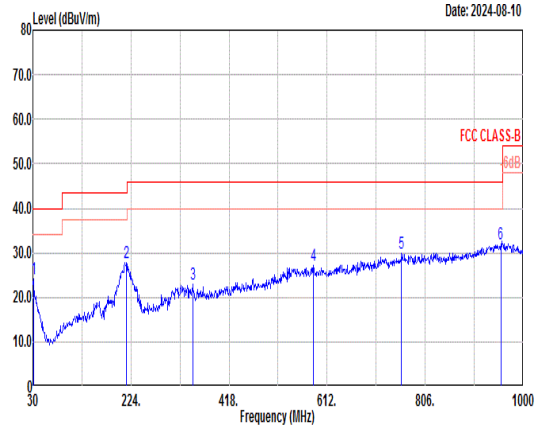	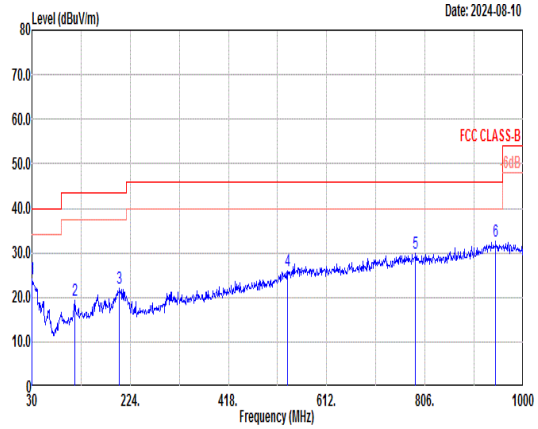

Horizontal:

	Freq	Level	Limit Line	Margin	Read Level	Ant Factor	Cable Loss	Preamp Factor	APos	TPos	Remark
	MHz	dBuV/m	dBuV/m	dB	dBuV	dB/m	dB	dB	cm	deg	
1	30.97	24.04	40.00	-15.96	30.42	24.70	0.54	31.62	---	---	Peak
2	215.27	27.77	43.50	-15.73	42.97	14.90	1.50	31.60	---	---	Peak
3	346.22	22.85	46.00	-23.15	31.95	20.34	1.97	31.41	---	---	Peak
4	584.84	27.20	46.00	-18.80	29.80	26.00	2.53	31.13	---	---	Peak
5	759.44	29.84	46.00	-16.16	29.85	28.30	2.87	31.18	---	---	Peak
6	955.38	32.00	46.00	-14.00	28.47	31.10	3.24	30.81	---	---	Peak

Vertical:

	Freq	Level	Limit Line	Margin	Read Level	Ant Factor	Cable Loss	Preamp Factor	APos	TPos	Remark
	MHz	dBuV/m	dBuV/m	dB	dBuV	dB/m	dB	dB	cm	deg	
1	30.00	24.18	40.00	-15.82	30.05	25.20	0.53	31.60	---	---	Peak
2	115.36	19.26	43.50	-24.24	32.70	17.30	1.10	31.84	---	---	Peak
3	202.66	22.08	43.50	-21.42	37.22	15.02	1.44	31.60	---	---	Peak
4	534.40	25.89	46.00	-20.11	30.55	24.18	2.42	31.26	---	---	Peak
5	787.57	29.97	46.00	-16.03	29.77	28.40	2.92	31.12	---	---	Peak
6	945.68	32.49	46.00	-13.51	29.44	30.64	3.22	30.81	---	---	Peak

Mode	248
	Band Edge - L
	U-NII-2C_5.47-5.725_802.11be EHT160_CH114_Full RU_5570MHz+802.11be EHT20_ch01_2412+BLE_2M_CH38_2478
ANT	**CDD 14+15/** CDD 13+10/1

Pol.	Horizontal	Fundamental
Peak	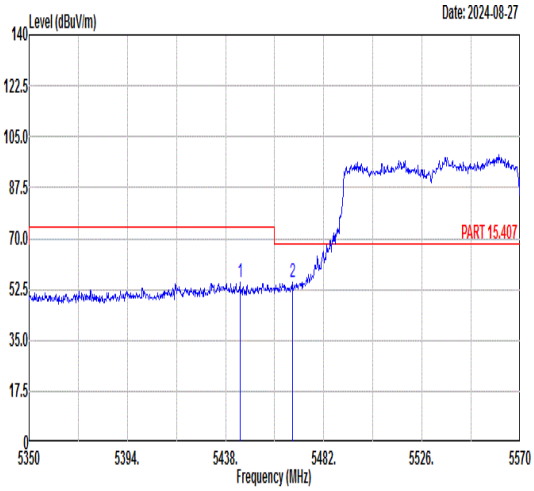 Freq Level Limit Line Margin Read Level Ant Factor Cable Loss Preamp Factor APos TPos Remark MHz dBuV/m dBuV/m dB dBuV dB/m dB dB cm deg 1 5444.38 54.78 74.00 -19.22 41.78 35.93 9.68 32.61 100 35 PEAK 2 5467.92 54.95 68.30 -13.35 41.95 35.92 9.69 32.61 100 35 PEAK	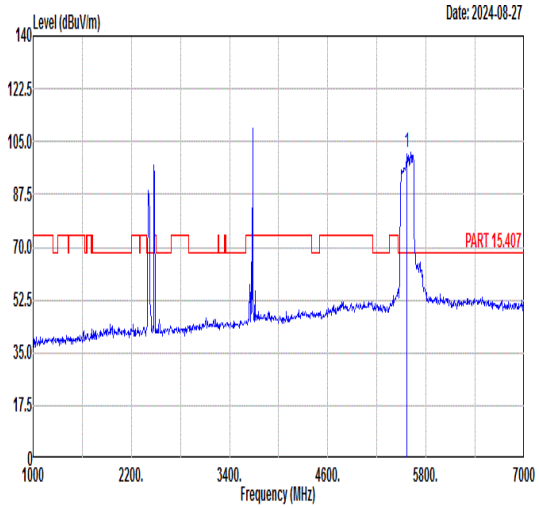 Freq Level Limit Line Margin Read Level Ant Factor Cable Loss Preamp Factor APos TPos Remark MHz dBuV/m dBuV/m dB dBuV dB/m dB dB cm deg 1 5570.00 101.48 ------ ------ 88.28 36.06 9.79 32.65 100 35 PEAK
Avg	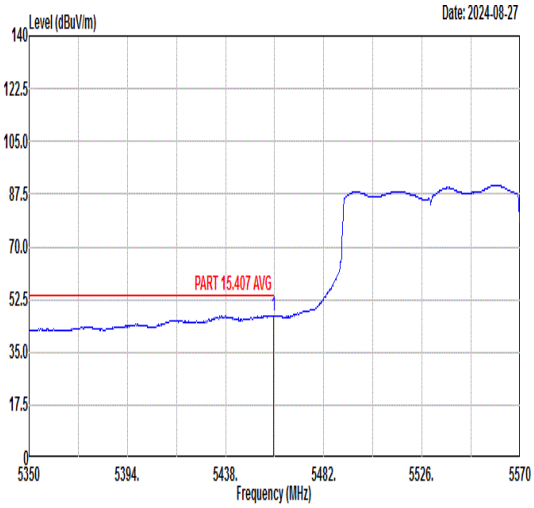 Freq Level Limit Line Margin Read Level Ant Factor Cable Loss Preamp Factor APos TPos Remark MHz dBuV/m dBuV/m dB dBuV dB/m dB dB cm deg 1 5459.34 47.05 54.00 -6.95 34.05 35.92 9.69 32.61 100 35 AVERAGE	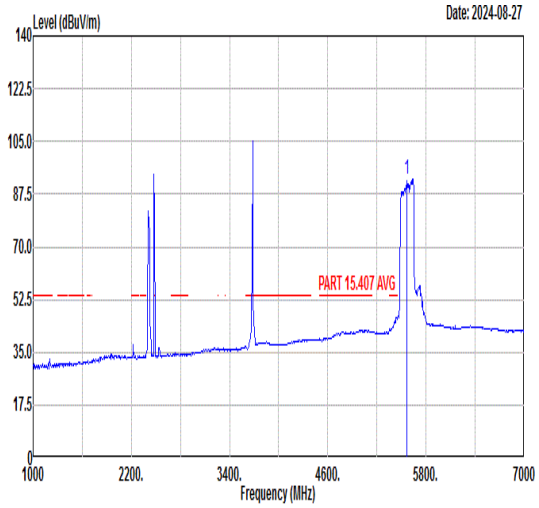 Freq Level Limit Line Margin Read Level Ant Factor Cable Loss Preamp Factor APos TPos Remark MHz dBuV/m dBuV/m dB dBuV dB/m dB dB cm deg 1 5570.00 92.34 ------ ------ 79.07 36.09 9.84 32.66 100 35 AVERAGE

Mode	248	
	Band Edge - R	
	U-NII-2C_5.47-5.725_802.11be EHT160_CH114_Full RU_5570MHz+802.11be EHT20_ch01_2412+BLE_2M_CH38_2478	
ANT	**CDD 14+15/** CDD 13+10/1	
Pol.	**Horizontal**	**Fundamental**
Peak	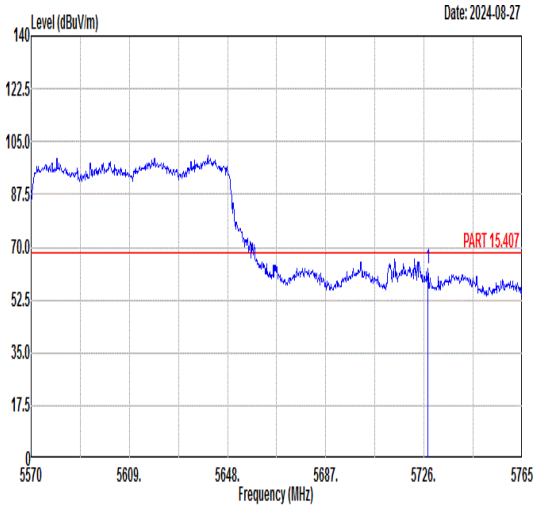 Freq Level Limit Line Margin Read Level Ant Factor Cable Loss Preamp Factor APos TPos Remark MHz dBuV/m dBuV/m dB dBuV dB/m dB dB cm deg 1 5727.56 62.71 68.30 -5.59 49.16 36.22 10.02 32.69 100 35 PEAK	**Blank**

Mode	248
	Band Edge - L
	U-NII-2C_5.47-5.725_802.11be EHT160_CH114_Full RU_5570MHz+802.11be EHT20_ch01_2412+BLE_2M_CH38_2478
ANT	**CDD 14+15/** CDD 13+10/1

Pol.	Vertical	Fundamental
Peak	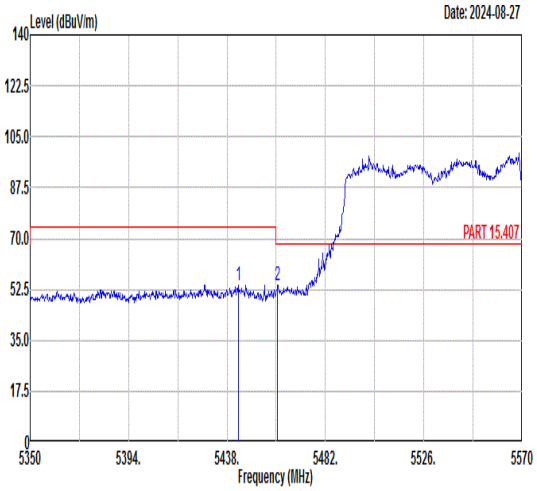 Freq Level Limit Line Margin Read Level Ant Factor Cable Loss Preamp Factor APos TPos Remark MHz dBuV/m dBuV/m dB dBuV dB/m dB dB cm deg 1 5443.28 54.09 74.00 -19.91 41.09 35.93 9.68 32.61 300 256 PEAK 2 5460.66 53.80 68.30 -14.50 40.80 35.92 9.69 32.61 300 256 PEAK	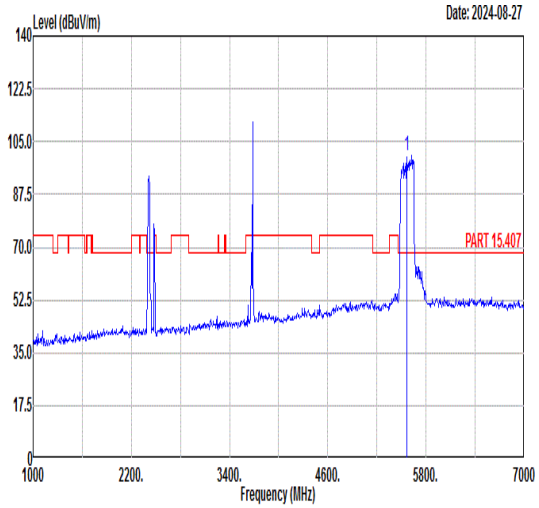 Freq Level Limit Line Margin Read Level Ant Factor Cable Loss Preamp Factor APos TPos Remark MHz dBuV/m dBuV/m dB dBuV dB/m dB dB cm deg 1 5570.00 100.12 ------ ------ 86.88 36.08 9.81 32.65 300 256 PEAK
Avg	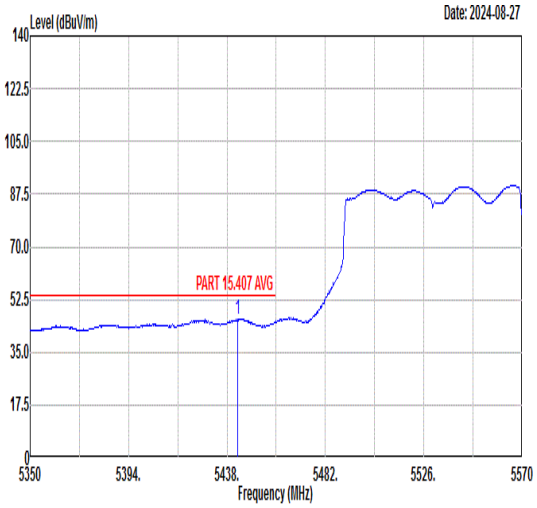 Freq Level Limit Line Margin Read Level Ant Factor Cable Loss Preamp Factor APos TPos Remark MHz dBuV/m dBuV/m dB dBuV dB/m dB dB cm deg 1 5442.84 45.91 54.00 -8.09 32.91 35.93 9.68 32.61 300 256 AVERAGE	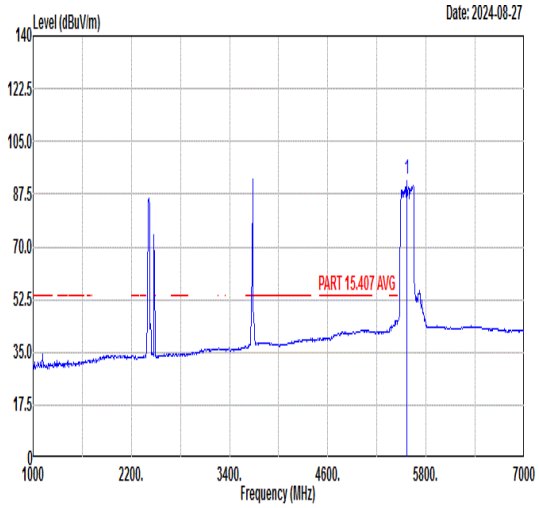 Freq Level Limit Line Margin Read Level Ant Factor Cable Loss Preamp Factor APos TPos Remark MHz dBuV/m dBuV/m dB dBuV dB/m dB dB cm deg 1 5570.00 92.33 ------ ------ 85.92 33.07 6.78 33.44 300 256 AVERAGE

Mode	248	
	Band Edge - R	
	U-NII-2C_5.47-5.725_802.11be EHT160_CH114_Full RU_5570MHz+802.11be EHT20_ch01_2412+BLE_2M_CH38_2478	
ANT	**CDD 14+15/** CDD 13+10/1	
Pol.	Vertical	Fundamental
Peak	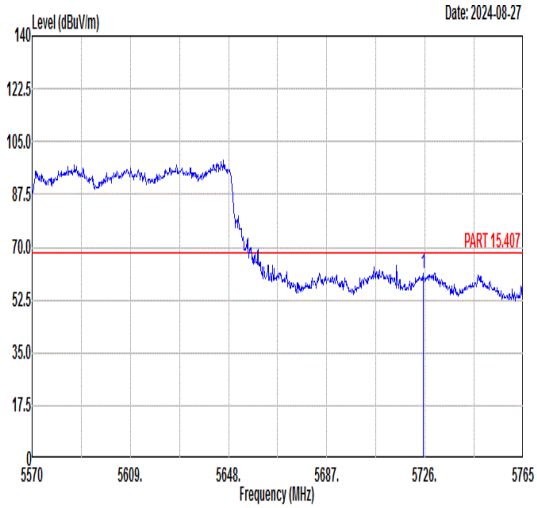 Freq Level Limit Line Margin Read Level Ant Factor Cable Loss Preamp Factor APos TPos Remark MHz dBuV/m dBuV/m dB dBuV dB/m dB dB cm deg 1 5725.22 61.40 68.30 -6.90 47.85 36.22 10.02 32.69 300 256 PEAK	Blank

Mode	248	
	Band Edge	
	U-NII-2C_5.47-5.725_802.11be EHT160_CH114_Full RU_5570MHz+802.11be EHT20_ch01_2412+BLE_2M_CH38_2478	
ANT	**CDD 14+15/** CDD 13+10/1	
Pol.	**Horizontal**	**Fundamental**
Peak	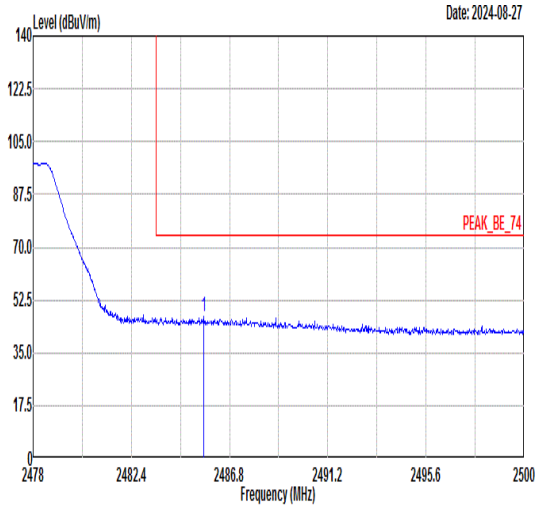 Freq Level Limit Line Margin (dB) Read Level Ant Factor Cable Loss Preamp Factor APos TPos Remark MHz dBuV/m dBuV/m dBuV dB/m dB dB cm deg 1 2485.66 46.84 74.00 -27.16 44.27 30.70 5.46 33.59 157 119 PEAK	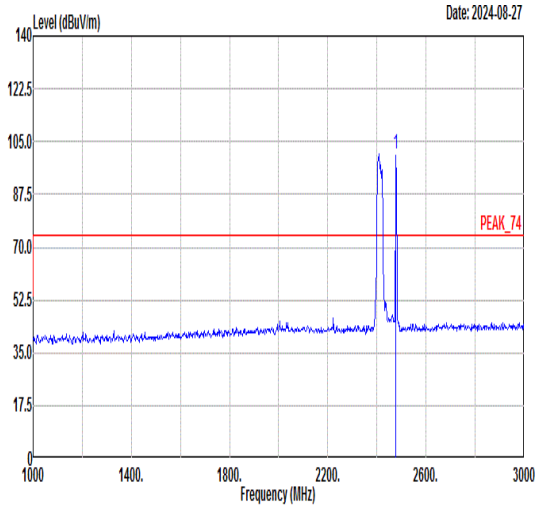 Freq Level Limit Line Margin (dB) Read Level Ant Factor Cable Loss Preamp Factor APos TPos Remark MHz dBuV/m dBuV/m dBuV dB/m dB dB cm deg 1 2478.00 101.00 ------ ------ 98.45 30.72 5.37 33.54 157 119 PEAK
Avg	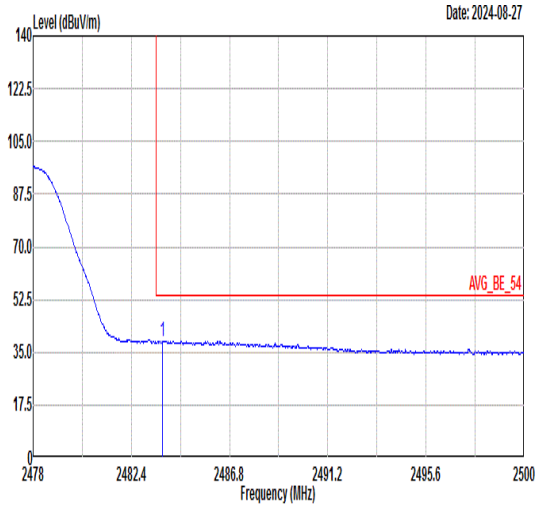 Freq Level Limit Line Margin (dB) Read Level Ant Factor Cable Loss Preamp Factor APos TPos Remark MHz dBuV/m dBuV/m dBuV dB/m dB dB cm deg 1 2483.81 38.64 54.00 -15.36 36.07 30.70 5.46 33.59 157 119 AVERAGE	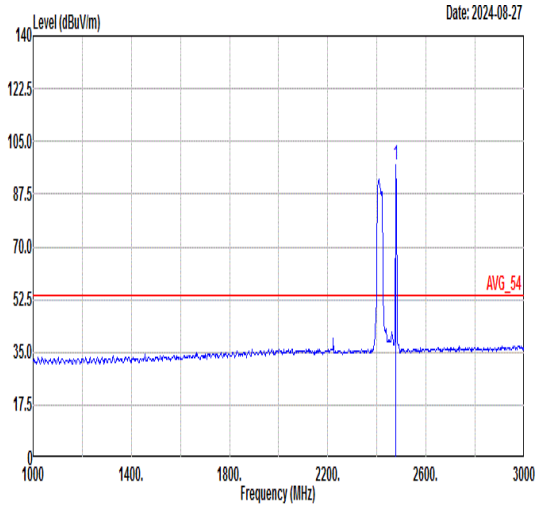 Freq Level Limit Line Margin (dB) Read Level Ant Factor Cable Loss Preamp Factor APos TPos Remark MHz dBuV/m dBuV/m dBuV dB/m dB dB cm deg 1 2478.00 96.96 ------ ------ 94.40 30.70 5.45 33.59 157 119 AVERAGE

Mode	248	
	Band Edge	
	U-NII-2C_5.47-5.725_802.11be EHT160_CH114_Full RU_5570MHz+802.11be EHT20_ch01_2412+BLE_2M_CH38_2478	
ANT	**CDD 14+15/** CDD 13+10/1	
Pol.	**Vertical**	**Fundamental**
Peak	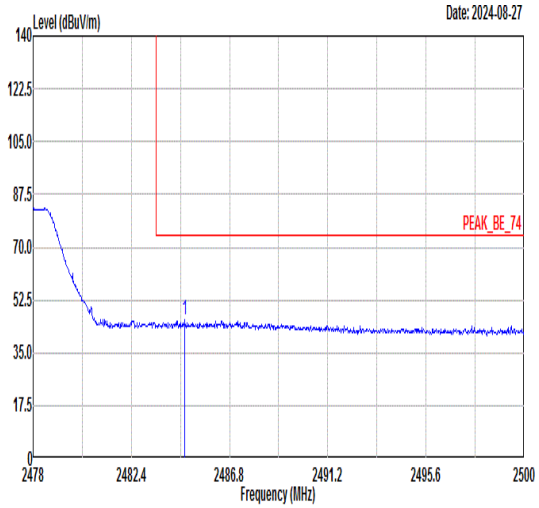 Freq Level Limit Line Margin (dB) Read Level Ant Factor Cable Loss Preamp Factor APos TPos Remark MHz dBuV/m dBuV/m dBuV dB/m dB dB cm deg 1 2484.80 45.72 74.00 -28.28 43.15 30.70 5.46 33.59 337 233 PEAK	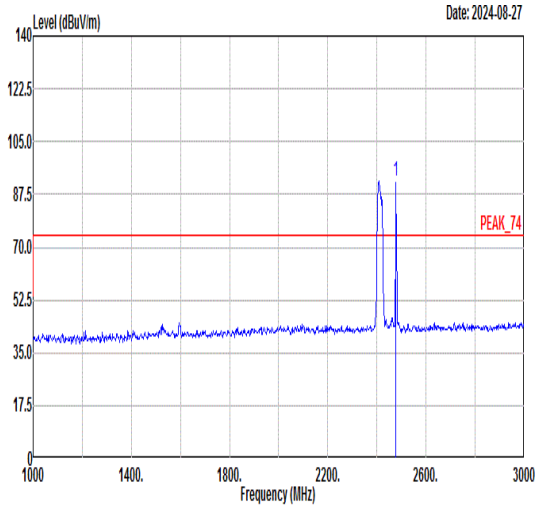 Freq Level Limit Line Margin (dB) Read Level Ant Factor Cable Loss Preamp Factor APos TPos Remark MHz dBuV/m dBuV/m dBuV dB/m dB dB cm deg 1 2478.00 92.11 ------ ------ 89.56 30.72 5.37 33.54 337 233 PEAK
Avg	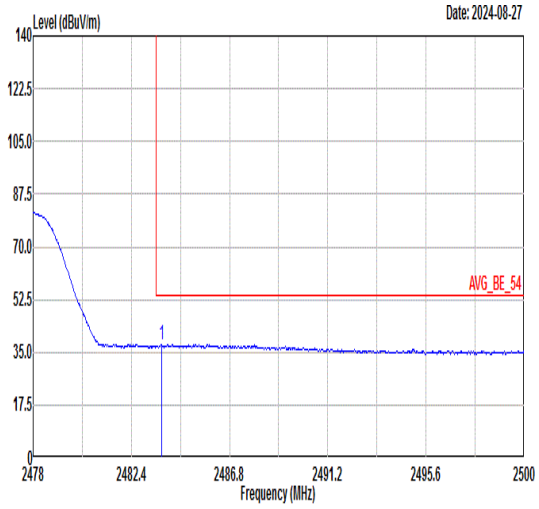 Freq Level Limit Line Margin (dB) Read Level Ant Factor Cable Loss Preamp Factor APos TPos Remark MHz dBuV/m dBuV/m dBuV dB/m dB dB cm deg 1 2483.74 37.62 54.00 -16.38 35.05 30.70 5.46 33.59 337 233 AVERAGE	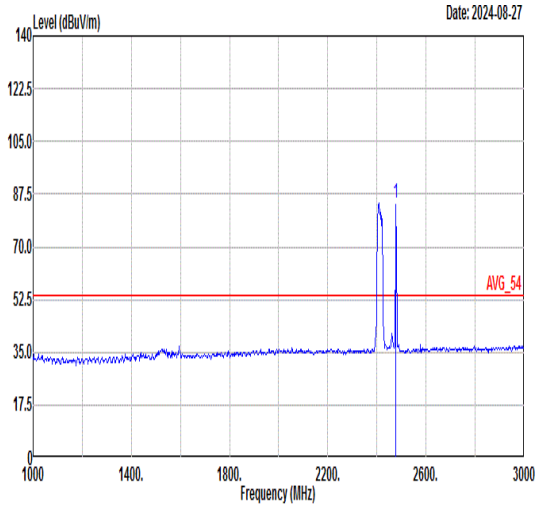 Freq Level Limit Line Margin (dB) Read Level Ant Factor Cable Loss Preamp Factor APos TPos Remark MHz dBuV/m dBuV/m dBuV dB/m dB dB cm deg 1 2478.00 84.42 ------ ------ 81.87 30.72 5.37 33.54 337 233 AVERAGE

Mode	248	
	Band Edge	
	U-NII-2C_5.47-5.725_802.11be EHT160_CH114_Full RU_5570MHz+802.11be EHT20_ch01_2412+BLE_2M_CH38_2478	
ANT	**CDD 14+15/** CDD 13+10/1	
Pol.	**Horizontal**	**Fundamental**
Peak	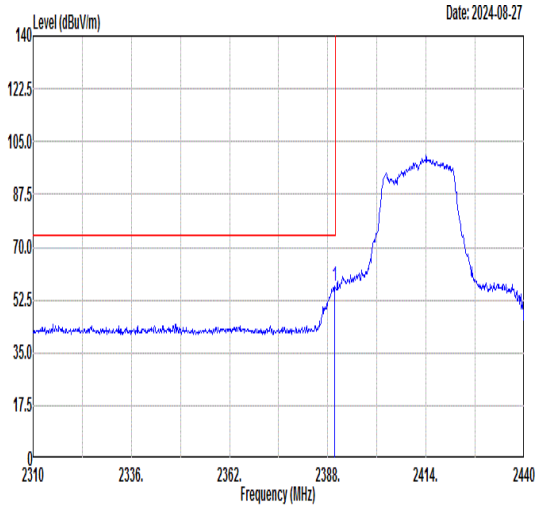 Freq Level Limit Line Margin (dB) Read Level Ant Factor Cable Loss Preamp Factor APos TPos Remark MHz dBuV/m dBuV/m dBuV dB/m dB dB cm deg 1 2389.82 57.26 74.00 -16.74 54.71 30.72 5.36 33.53 151 323 PEAK	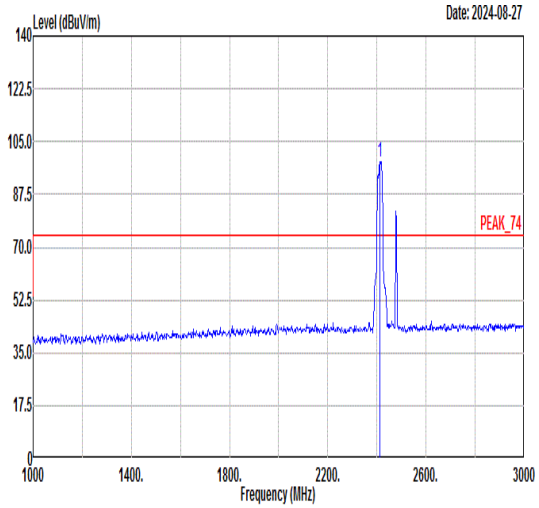 Freq Level Limit Line Margin (dB) Read Level Ant Factor Cable Loss Preamp Factor APos TPos Remark MHz dBuV/m dBuV/m dBuV dB/m dB dB cm deg 1 2412.00 98.33 ------ ------ 95.78 30.72 5.38 33.55 151 323 PEAK
Avg	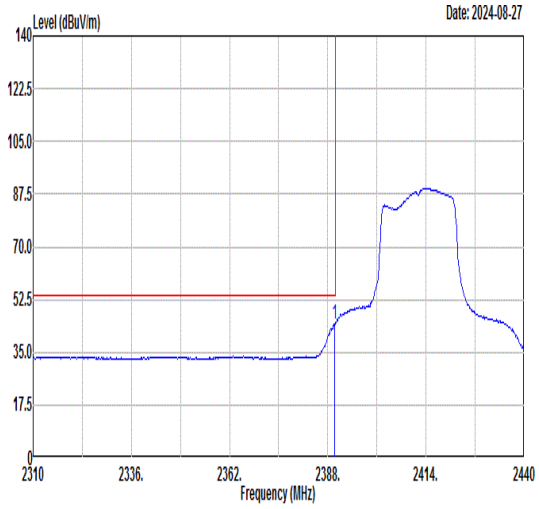 Freq Level Limit Line Margin (dB) Read Level Ant Factor Cable Loss Preamp Factor APos TPos Remark MHz dBuV/m dBuV/m dBuV dB/m dB dB cm deg 1 2389.82 44.34 54.00 -9.66 41.79 30.72 5.36 33.53 151 323 AVERAGE	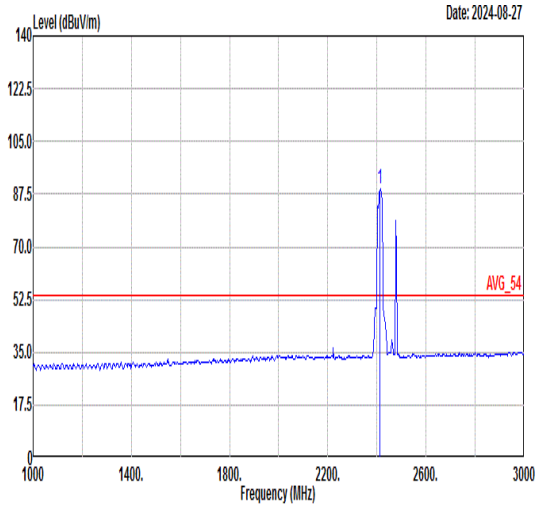 Freq Level Limit Line Margin (dB) Read Level Ant Factor Cable Loss Preamp Factor APos TPos Remark MHz dBuV/m dBuV/m dBuV dB/m dB dB cm deg 1 2412.00 89.22 ------ ------ 86.67 30.72 5.38 33.55 151 323 AVERAGE

Mode	248	
	Band Edge	
	U-NII-2C_5.47-5.725_802.11be EHT160_CH114_Full RU_5570MHz+802.11be EHT20_ch01_2412+BLE_2M_CH38_2478	
ANT	**CDD 14+15/** CDD 13+10/1	
Pol.	**Vertical**	**Fundamental**
Peak	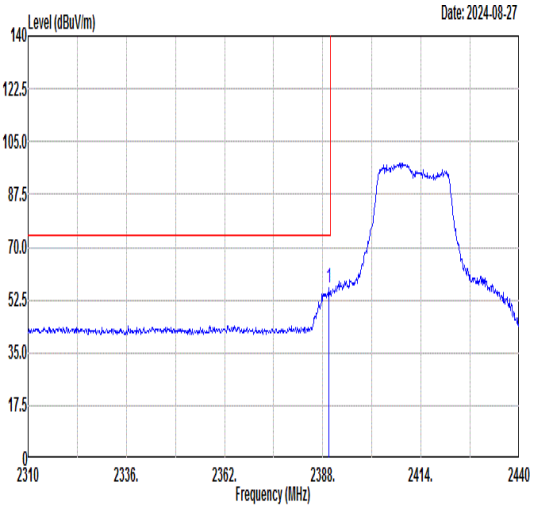 Freq Level Limit Line Margin (dB) Read Level Ant Factor Cable Loss Preamp Factor APos TPos Remark MHz dBuV/m dBuV/m dBuV dB/m dB dB cm deg 1 2389.56 56.62 74.00 -17.38 54.07 30.72 5.36 33.53 359 236 PEAK	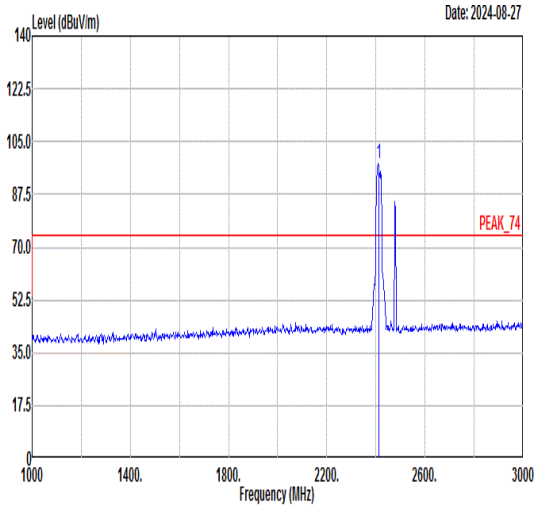 Freq Level Limit Line Margin (dB) Read Level Ant Factor Cable Loss Preamp Factor APos TPos Remark MHz dBuV/m dBuV/m dBuV dB/m dB dB cm deg 1 2412.00 97.79 ------ ------ 95.24 30.72 5.38 33.55 359 236 PEAK
Avg	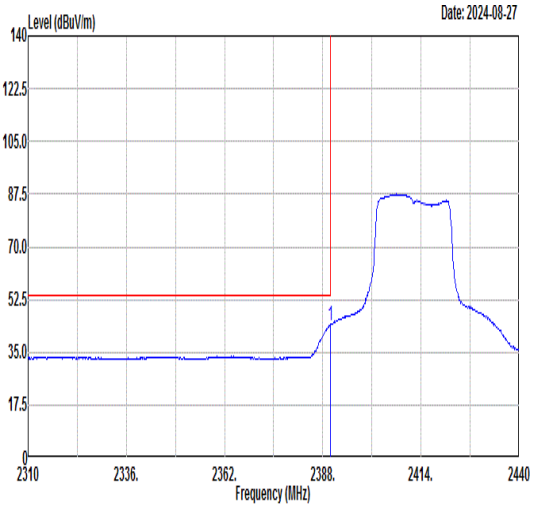 Freq Level Limit Line Margin (dB) Read Level Ant Factor Cable Loss Preamp Factor APos TPos Remark MHz dBuV/m dBuV/m dBuV dB/m dB dB cm deg 1 2389.95 44.03 54.00 -9.97 41.48 30.72 5.36 33.53 359 236 AVERAGE	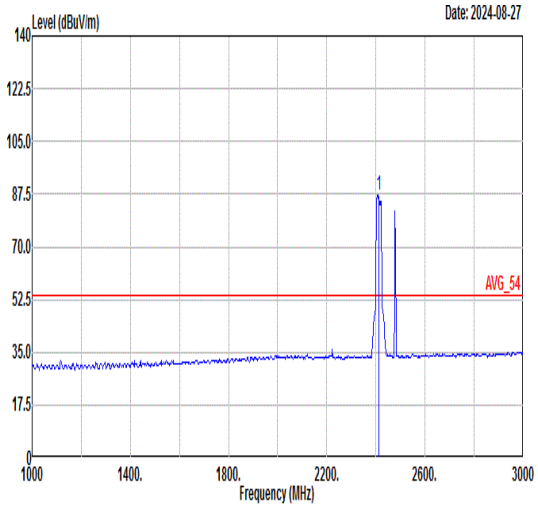 Freq Level Limit Line Margin (dB) Read Level Ant Factor Cable Loss Preamp Factor APos TPos Remark MHz dBuV/m dBuV/m dBuV dB/m dB dB cm deg 1 2412.00 87.18 ------ ------ 84.63 30.72 5.37 33.54 359 236 AVERAGE

Mode	248	
	Harmonic	
	U-NII-2C_5.47-5.725_802.11be EHT160_CH114_Full RU_5570MHz+802.11be EHT20_ch01_2412+BLE_2M_CH38_2478	
ANT	**CDD 14+15/** CDD 13+10/1	
Pol.	**Horizontal**	**Vertical**
Peak **Avg**	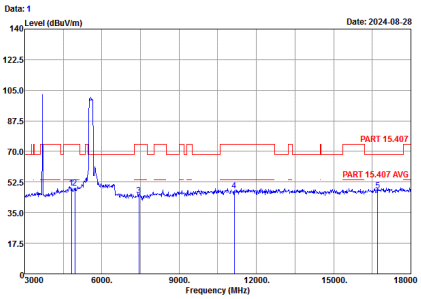 Freq Level Over Limit Limit Line ReadAntenna Level Factor Cable Loss Preamp Factor A/Pos T/Pos Remark MHz dBuV/m dB dBuV/m dBuV dB/m dB dB cm deg 1 4824.00 48.96 -25.04 74.00 36.40 36.42 8.88 32.74 --- --- Peak 2 4956.00 48.98 -25.02 74.00 36.53 36.63 8.53 32.71 --- --- Peak 3 7434.00 44.96 -29.04 74.00 31.55 36.77 10.17 33.53 --- --- Peak 4 11140.00 47.58 -26.42 74.00 59.62 38.77 12.62 63.43 --- --- Peak 5 * 16710.00 47.63 -20.67 68.30 55.08 42.10 15.33 64.88 --- --- Peak	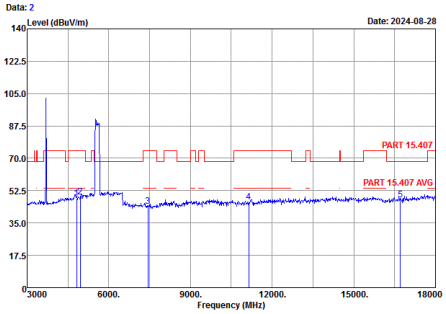 Freq Level Over Limit Limit Line ReadAntenna Level Factor Cable Loss Preamp Factor A/Pos T/Pos Remark MHz dBuV/m dB dBuV/m dBuV dB/m dB dB cm deg 1 4824.00 48.43 -25.57 74.00 35.87 36.42 8.88 32.74 --- --- Peak 2 4956.00 49.19 -24.81 74.00 36.74 36.63 8.53 32.71 --- --- Peak 3 7434.00 44.20 -29.80 74.00 30.79 36.77 10.17 33.53 --- --- Peak 4 11140.00 46.33 -27.67 74.00 58.37 38.77 12.62 63.43 --- --- Peak 5 * 16710.00 47.72 -20.58 68.30 55.17 42.10 15.33 64.88 --- --- Peak

Mode	249
	Band Edge - L
	U-NII-2C_5.47-5.725_802.11be EHT160_CH114_Full RU_5570MHz+802.11n HT20_CH01_2412 MHz+BLE_CH38_2478MHZ
ANT	CDD 14+15/SISO 10/1

Pol.	Horizontal	Fundamental
Peak	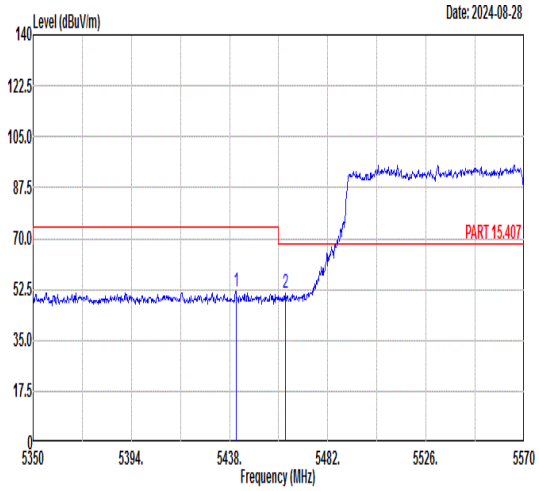 Freq Level Limit Line Margin Read Level Ant Factor Cable Loss Preamp Factor APos TPos Remark MHz dBuV/m dBuV/m dB dBuV dB/m dB dB cm deg 1 5440.86 51.85 74.00 -22.15 38.84 35.94 9.68 32.61 100 31 PEAK 2 5462.86 51.33 68.30 -16.97 38.33 35.92 9.69 32.61 100 31 PEAK	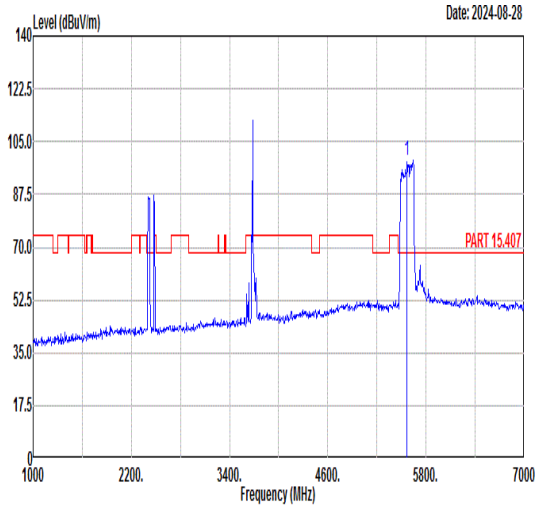 Freq Level Limit Line Margin Read Level Ant Factor Cable Loss Preamp Factor APos TPos Remark MHz dBuV/m dBuV/m dB dBuV dB/m dB dB cm deg 1 5570.00 98.91 ------ ------ 92.50 33.07 6.78 33.44 100 31 PEAK
Avg	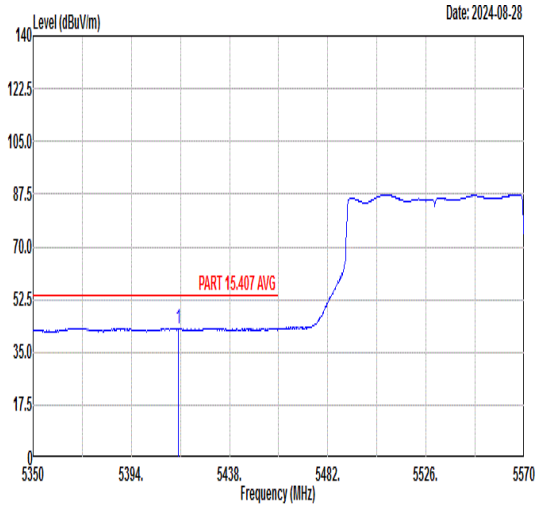 Freq Level Limit Line Margin Read Level Ant Factor Cable Loss Preamp Factor APos TPos Remark MHz dBuV/m dBuV/m dB dBuV dB/m dB dB cm deg 1 5415.12 43.00 54.00 -11.00 30.01 35.95 9.66 32.62 100 31 AVERAGE	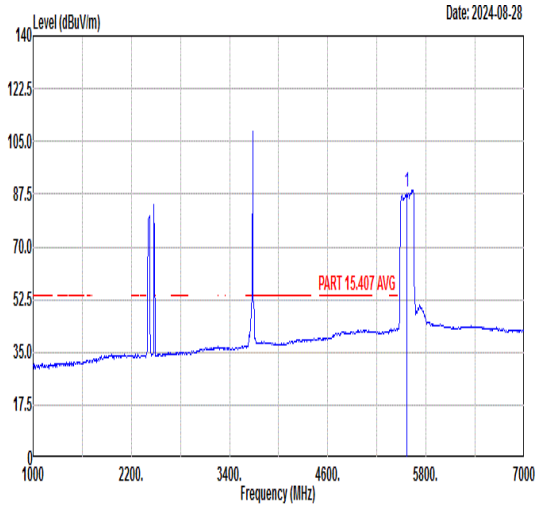 Freq Level Limit Line Margin Read Level Ant Factor Cable Loss Preamp Factor APos TPos Remark MHz dBuV/m dBuV/m dB dBuV dB/m dB dB cm deg 1 5570.00 88.27 ------ ------ 81.86 33.07 6.78 33.44 100 31 AVERAGE

Mode	249	
	Band Edge - R	
	U-NII-2C_5.47-5.725_802.11be EHT160_CH114_Full RU_5570MHz+802.11n HT20_CH01_2412 MHz+BLE_CH38_2478MHZ	
ANT	CDD 14+15/SISO 10/1	
Pol.	Horizontal	Fundamental
Peak	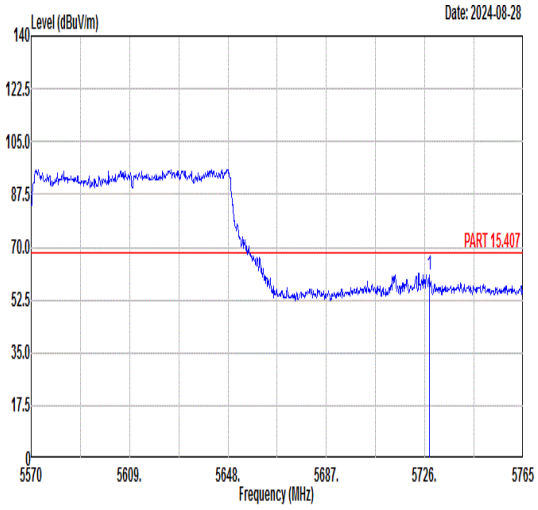 Freq Level Limit Line Margin Read Level Ant Factor Cable Loss Preamp Factor APos TPos Remark MHz dBuV/m dBuV/m dB dBuV dB/m dB dB cm deg 1 5727.76 60.85 68.30 -7.45 47.30 36.22 10.02 32.69 100 31 PEAK	Blank