Mode	164	
	Harmonic	
	U-NII-2A_5.25-5.35_802.11ax HE20_CH60_Full RU_5300MHz	
ANT	SISO 14	
Pol.	Horizontal	Vertical
Peak Avg	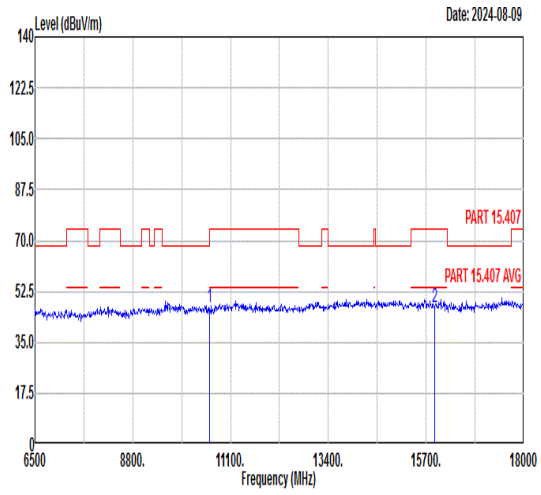 Freq Level Limit Line Margin Read Level Ant Factor Cable Loss Preamp Factor APos TPos Remark MHz dBuV/m dBuV/m dB dBuV dB/m dB dB cm deg 1 10600.00 47.17 74.00 -26.83 59.67 38.84 12.23 63.57 --- --- Peak 2 15900.00 47.07 74.00 -26.93 55.41 41.02 14.75 64.11 --- --- Peak	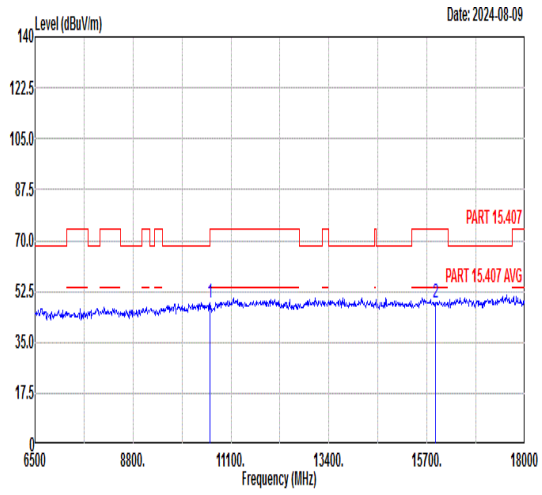 Freq Level Limit Line Margin Read Level Ant Factor Cable Loss Preamp Factor APos TPos Remark MHz dBuV/m dBuV/m dB dBuV dB/m dB dB cm deg 1 10600.00 48.41 74.00 -25.59 60.91 38.84 12.23 63.57 --- --- Peak 2 15900.00 48.80 74.00 -25.20 57.14 41.02 14.75 64.11 --- --- Peak

Mode	165	
	Band Edge	
	U-NII-2A_5.25-5.35_802.11ax HE20_CH64_Full RU_5320MHz	
ANT	SISO 14	
Pol.	Horizontal	Fundamental
Peak	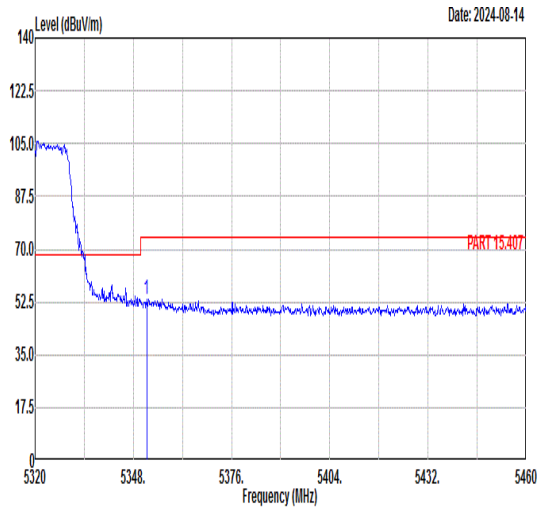 Freq Level Limit Line Margin Read Level Ant Factor Cable Loss Preamp Factor APos TPos Remark MHz dBuV/m dBuV/m dB dBuV dB/m dB dB cm deg 1 5351.78 53.27 74.00 -20.73 40.54 35.99 9.37 32.63 300 152 PEAK	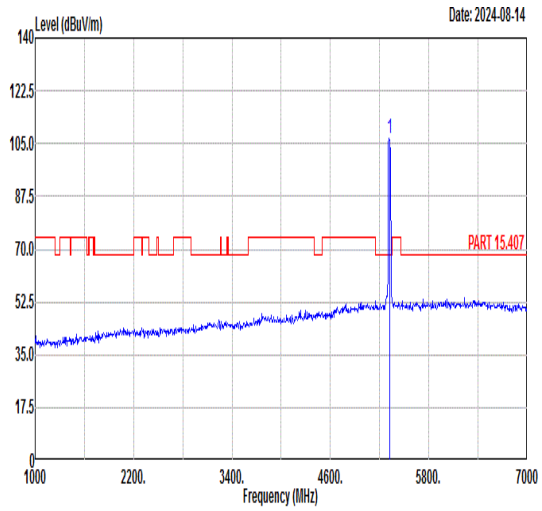 Freq Level Limit Line Margin Read Level Ant Factor Cable Loss Preamp Factor APos TPos Remark MHz dBuV/m dBuV/m dB dBuV dB/m dB dB cm deg 1 5320.00 106.93 ------ ------ 94.38 36.01 9.18 32.64 300 152 PEAK
Avg	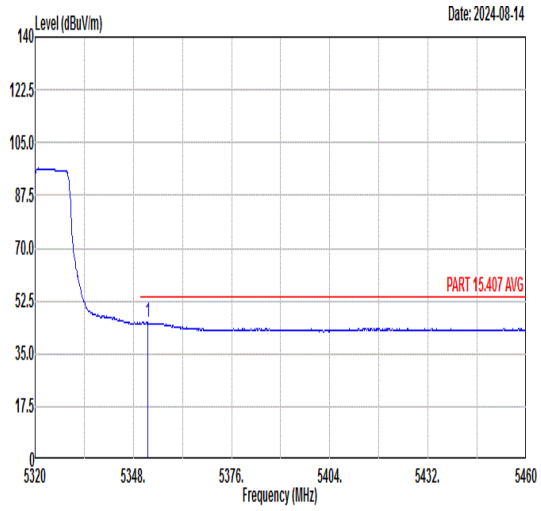 Freq Level Limit Line Margin Read Level Ant Factor Cable Loss Preamp Factor APos TPos Remark MHz dBuV/m dBuV/m dB dBuV dB/m dB dB cm deg 1 5352.20 45.32 54.00 -8.68 32.58 35.99 9.38 32.63 300 152 AVERAGE	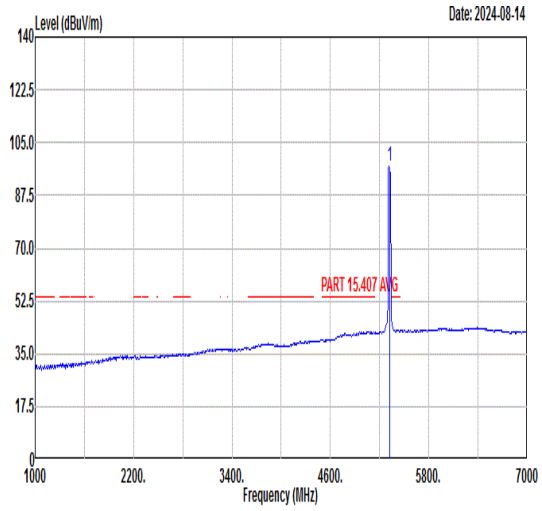 Freq Level Limit Line Margin Read Level Ant Factor Cable Loss Preamp Factor APos TPos Remark MHz dBuV/m dBuV/m dB dBuV dB/m dB dB cm deg 1 5320.00 97.12 ------ ------ 84.57 36.01 9.18 32.64 300 152 AVERAGE

Mode	165	
	Band Edge	
	U-NII-2A_5.25-5.35_802.11ax HE20_CH64_Full RU_5320MHz	
ANT	SISO 14	
Pol.	Vertical	Fundamental
Peak	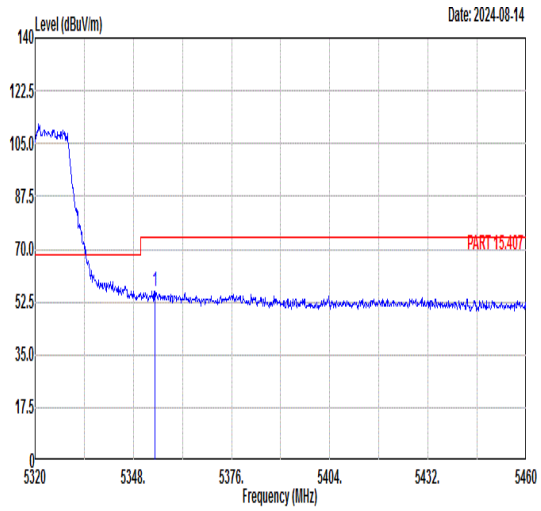 Freq Level Limit Line Margin Read Level Ant Factor Cable Loss Preamp Factor APos TPos Remark MHz dBuV/m dBuV/m dB dBuV dB/m dB dB cm deg 1 5354.16 55.80 74.00 -18.20 43.05 35.99 9.39 32.63 280 55 PEAK	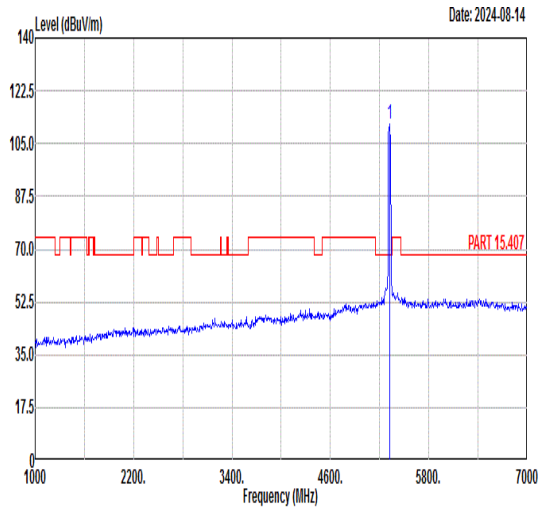 Freq Level Limit Line Margin Read Level Ant Factor Cable Loss Preamp Factor APos TPos Remark MHz dBuV/m dBuV/m dB dBuV dB/m dB dB cm deg 1 5320.00 111.52 ------ ------ 98.94 36.01 9.21 32.64 280 55 PEAK
Avg	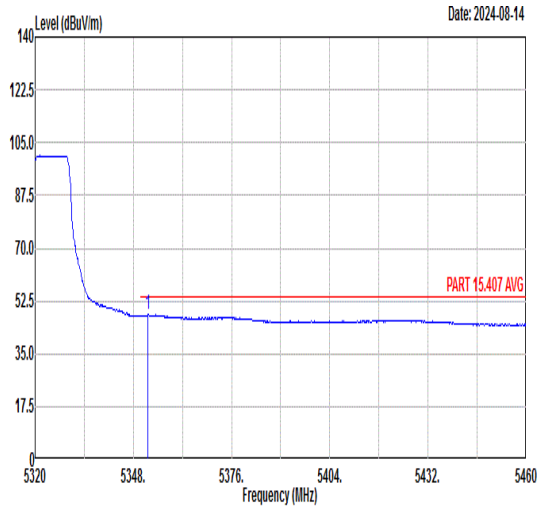 Freq Level Limit Line Margin Read Level Ant Factor Cable Loss Preamp Factor APos TPos Remark MHz dBuV/m dBuV/m dB dBuV dB/m dB dB cm deg 1 5352.20 48.22 54.00 -5.78 35.48 35.99 9.38 32.63 280 55 AVERAGE	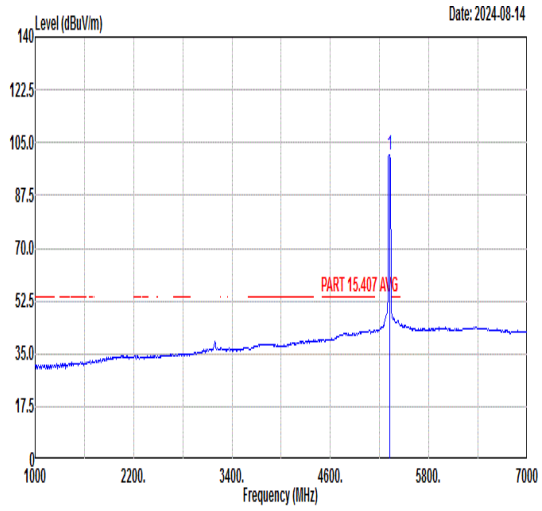 Freq Level Limit Line Margin Read Level Ant Factor Cable Loss Preamp Factor APos TPos Remark MHz dBuV/m dBuV/m dB dBuV dB/m dB dB cm deg 1 5320.00 100.95 ------ ------ 88.40 36.01 9.18 32.64 280 55 AVERAGE

Mode	165	
	Harmonic	
	U-NII-2A_5.25-5.35_802.11ax HE20_CH64_Full RU_5320MHz	
ANT	SISO 14	
Pol.	Horizontal	Vertical
Peak Avg	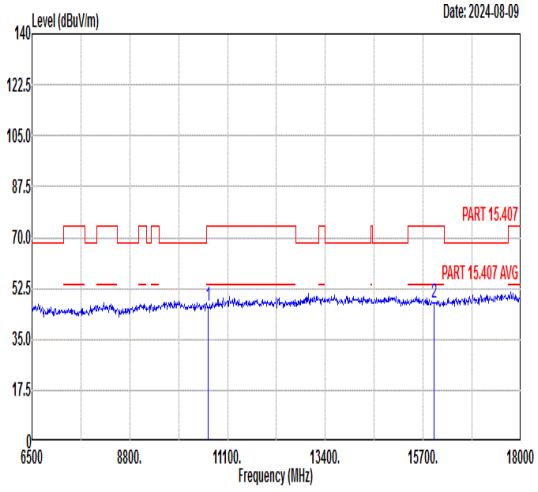 Freq Level Limit Line Margin Read Level Ant Factor Cable Loss Preamp Factor APos TPos Remark MHz dBuV/m dBuV/m dB dBuV dB/m dB dB cm deg 1 10640.00 46.27 74.00 -27.73 58.70 38.86 12.26 63.55 --- --- Peak 2 15960.00 47.61 74.00 -26.39 55.90 41.07 14.77 64.13 --- --- Peak	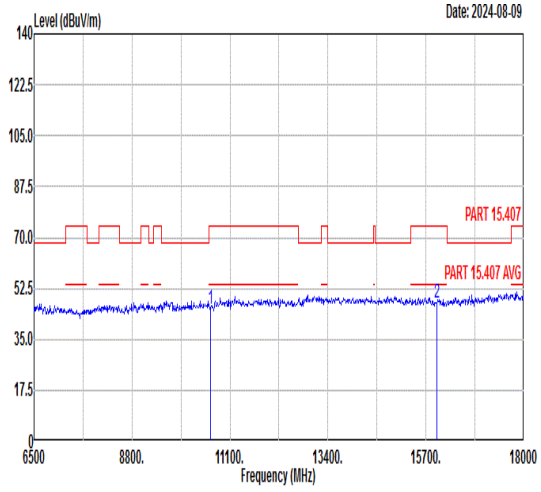 Freq Level Limit Line Margin Read Level Ant Factor Cable Loss Preamp Factor APos TPos Remark MHz dBuV/m dBuV/m dB dBuV dB/m dB dB cm deg 1 10640.00 45.49 74.00 -28.51 57.92 38.86 12.26 63.55 --- --- Peak 2 15960.00 47.32 74.00 -26.68 55.61 41.07 14.77 64.13 --- --- Peak

Mode	166	
	Band Edge	
	U-NII-2C_5.47-5.725_802.11ax HE20_CH100_Full RU_5500MHz	
ANT	SISO 14	
Pol.	Horizontal	Fundamental
Peak	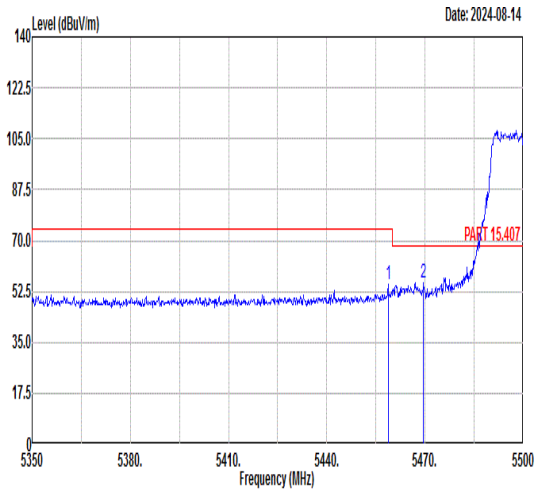 Freq Level Limit Line Margin Read Level Ant Factor Cable Loss Preamp Factor APos TPos Remark MHz dBuV/m dBuV/m dB dBuV dB/m dB dB cm deg 1 5458.75 54.98 74.00 -19.02 41.98 35.92 9.69 32.61 100 234 PEAK 2 5469.55 55.48 68.30 -12.82 42.48 35.92 9.69 32.61 100 234 PEAK	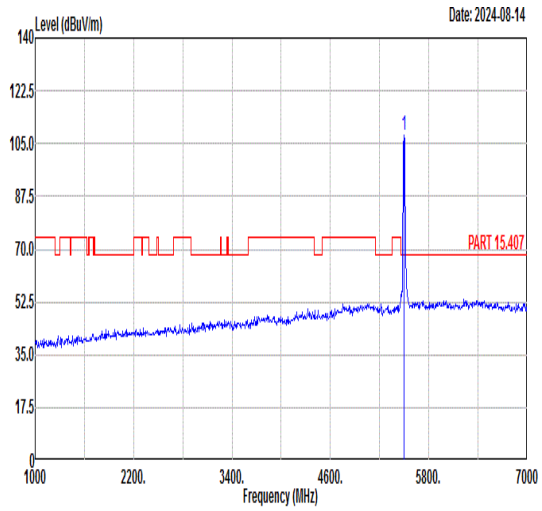 Freq Level Limit Line Margin Read Level Ant Factor Cable Loss Preamp Factor APos TPos Remark MHz dBuV/m dBuV/m dB dBuV dB/m dB dB cm deg 1 5500.00 107.87 ------ ------ 94.87 35.90 9.70 32.60 100 234 PEAK
Avg	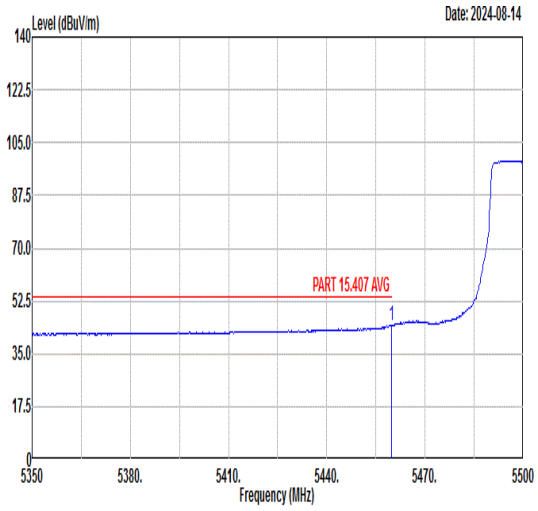 Freq Level Limit Line Margin Read Level Ant Factor Cable Loss Preamp Factor APos TPos Remark MHz dBuV/m dBuV/m dB dBuV dB/m dB dB cm deg 1 5459.80 44.43 54.00 -9.57 31.43 35.92 9.69 32.61 100 234 AVERAGE	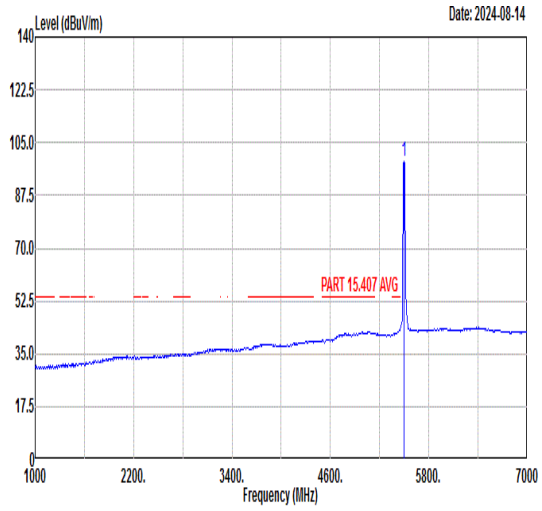 Freq Level Limit Line Margin Read Level Ant Factor Cable Loss Preamp Factor APos TPos Remark MHz dBuV/m dBuV/m dB dBuV dB/m dB dB cm deg 1 5500.00 98.73 ------ ------ 85.72 35.90 9.71 32.60 100 234 AVERAGE

Mode	166	
	Band Edge	
	U-NII-2C_5.47-5.725_802.11ax HE20_CH100_Full RU_5500MHz	
ANT	SISO 14	
Pol.	Vertical	Fundamental
Peak	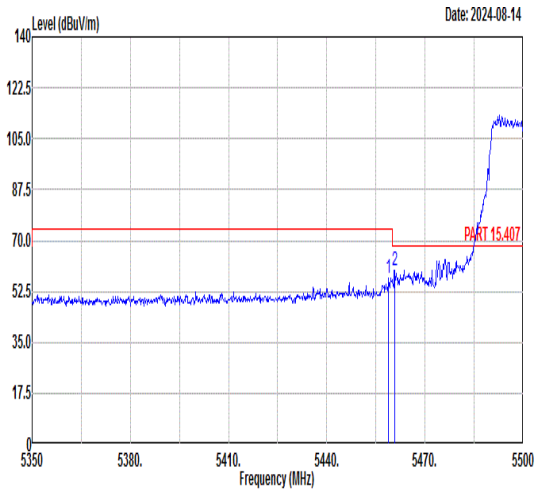 Freq Level Limit Line Margin Read Level Ant Factor Cable Loss Preamp Factor APos TPos Remark 1 5458.90 57.00 74.00 -17.00 44.00 35.92 9.69 32.61 287 57 PEAK 2 5460.85 59.91 68.30 -8.39 46.91 35.92 9.69 32.61 287 57 PEAK	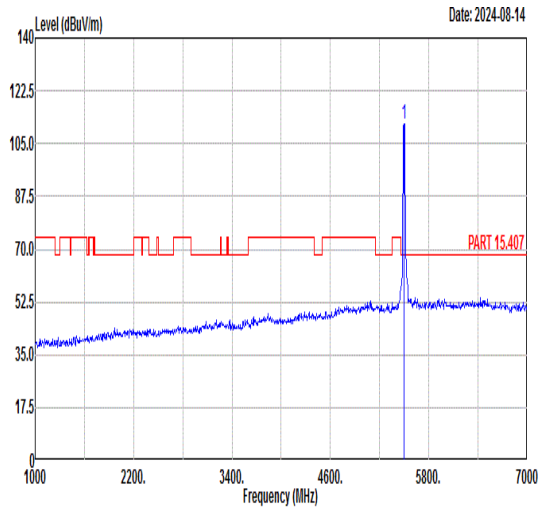 Freq Level Limit Line Margin Read Level Ant Factor Cable Loss Preamp Factor APos TPos Remark 1 5500.00 111.70 ------ ------ 98.70 35.90 9.70 32.60 287 57 PEAK
Avg	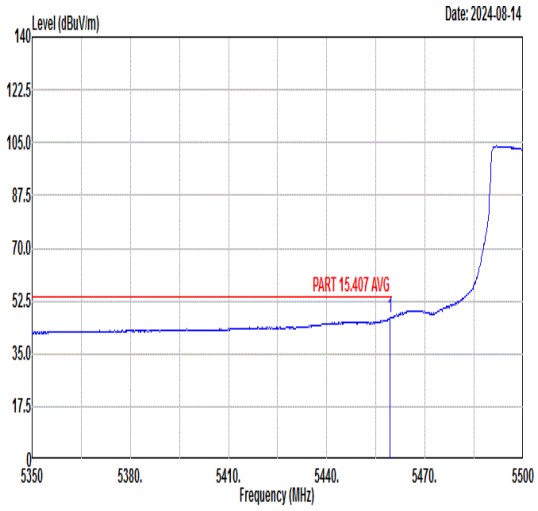 Freq Level Limit Line Margin Read Level Ant Factor Cable Loss Preamp Factor APos TPos Remark 1 5459.20 47.02 54.00 -6.98 34.02 35.92 9.69 32.61 287 57 AVERAGE	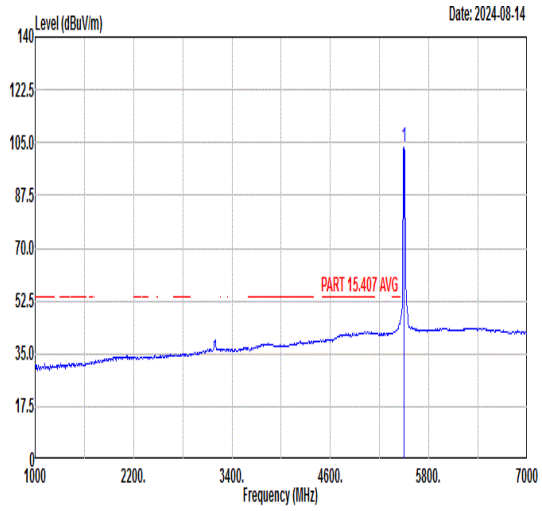 Freq Level Limit Line Margin Read Level Ant Factor Cable Loss Preamp Factor APos TPos Remark 1 5500.00 103.48 ------ ------ 90.48 35.90 9.70 32.60 287 57 AVERAGE

Mode	166	
	Harmonic	
	U-NII-2C_5.47-5.725_802.11ax HE20_CH100_Full RU_5500MHz	
ANT	SISO 14	
Pol.	Horizontal	Vertical
Peak Avg	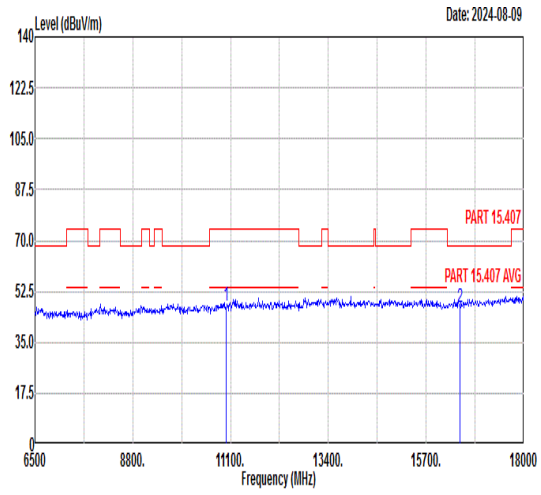 Freq Level Limit Line Margin Read Level Ant Factor Cable Loss Preamp Factor APos TPos Remark MHz dBuV/m dBuV/m dB dBuV dB/m dB dB cm deg 1 11000.00 47.75 74.00 -26.25 59.65 39.00 12.52 63.42 --- --- Peak 2 16500.00 47.21 68.30 -21.09 55.35 41.35 15.17 64.66 --- --- Peak	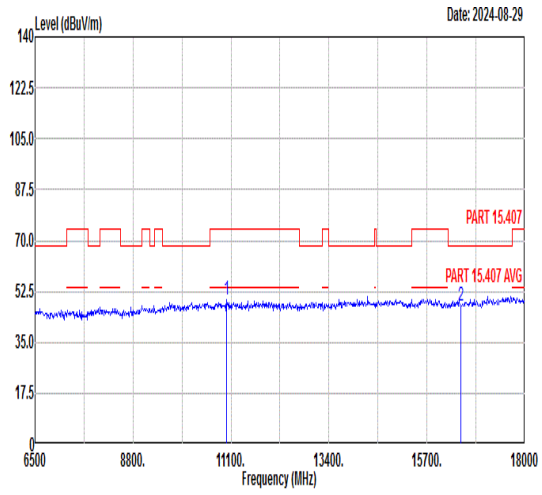 Freq Level Limit Line Margin Read Level Ant Factor Cable Loss Preamp Factor APos TPos Remark MHz dBuV/m dBuV/m dB dBuV dB/m dB dB cm deg 1 11000.00 49.42 74.00 -24.58 61.32 39.00 12.52 63.42 --- --- Peak 2 16500.00 47.47 68.30 -20.83 55.61 41.35 15.17 64.66 --- --- Peak

Mode	167	
	Harmonic	
	U-NII-2C_5.47-5.725_802.11ax HE20_CH116_Full RU_5580MHz	
ANT	SISO 14	
Pol.	Horizontal	Vertical
Peak Avg	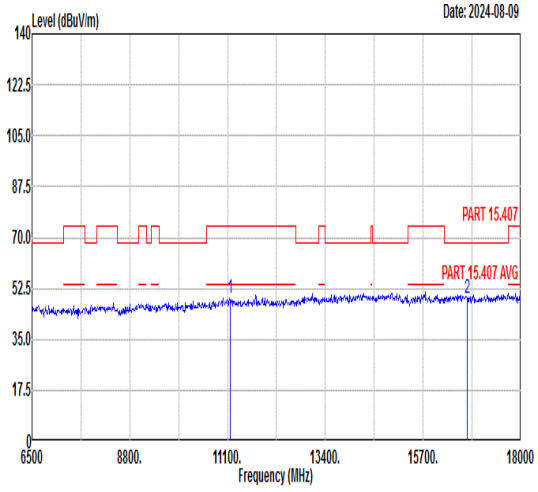 Freq Level Limit Line Margin Read Level Ant Factor Cable Loss Preamp Factor APos TPos Remark MHz dBuV/m dBuV/m dB dBuV dB/m dB dB cm deg 1 11160.00 49.03 74.00 -24.97 60.76 39.06 12.64 63.43 --- --- Peak 2 16740.00 49.32 68.30 -18.98 57.41 41.47 15.35 64.91 --- --- Peak	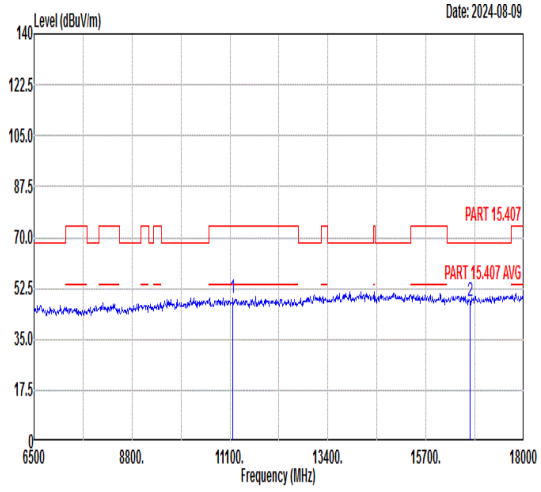 Freq Level Limit Line Margin Read Level Ant Factor Cable Loss Preamp Factor APos TPos Remark MHz dBuV/m dBuV/m dB dBuV dB/m dB dB cm deg 1 11160.00 49.01 74.00 -24.99 60.74 39.06 12.64 63.43 --- --- Peak 2 16740.00 48.09 68.30 -20.21 56.18 41.47 15.35 64.91 --- --- Peak

Mode	168	
	Band Edge	
	U-NII-2C_5.47-5.725_802.11ax HE20_CH140_Full RU_5700MHz	
ANT	SISO 14	
Pol.	Horizontal	Fundamental
Peak	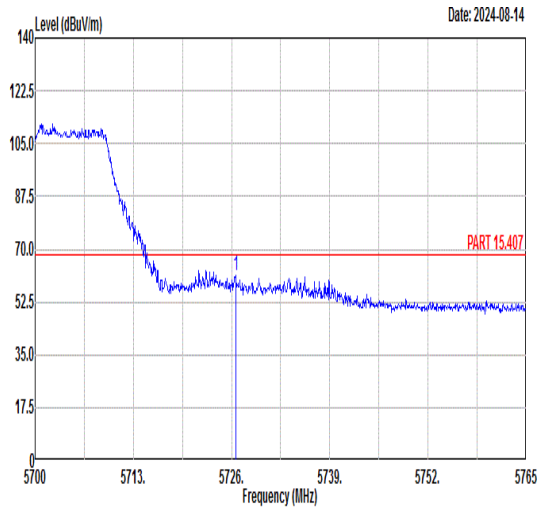 Freq Level Limit Line Margin Read Level Ant Factor Cable Loss Preamp Factor APos TPos Remark MHz dBuV/m dBuV/m dB dBuV dB/m dB dB cm deg 1 5726.52 61.19 68.30 -7.11 47.64 36.22 10.02 32.69 218 231 PEAK	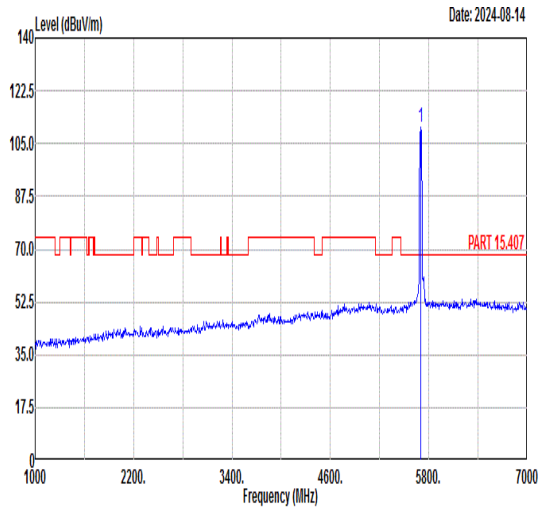 Freq Level Limit Line Margin Read Level Ant Factor Cable Loss Preamp Factor APos TPos Remark MHz dBuV/m dBuV/m dB dBuV dB/m dB dB cm deg 1 5700.00 110.22 ------ ------ 96.74 36.19 9.97 32.68 218 231 PEAK
Avg	Blank	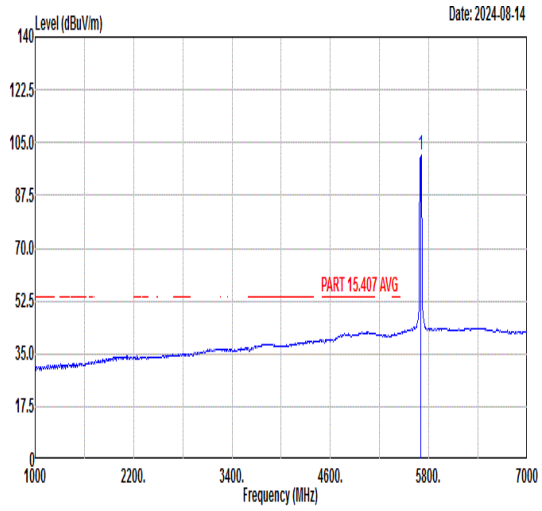 Freq Level Limit Line Margin Read Level Ant Factor Cable Loss Preamp Factor APos TPos Remark MHz dBuV/m dBuV/m dB dBuV dB/m dB dB cm deg 1 5700.00 100.67 ------ ------ 87.17 36.19 9.99 32.68 218 231 AVERAGE

Mode	168	
	Band Edge	
	U-NII-2C_5.47-5.725_802.11ax HE20_CH140_Full RU_5700MHz	
ANT	SISO 14	
Pol.	Vertical	Fundamental
Peak	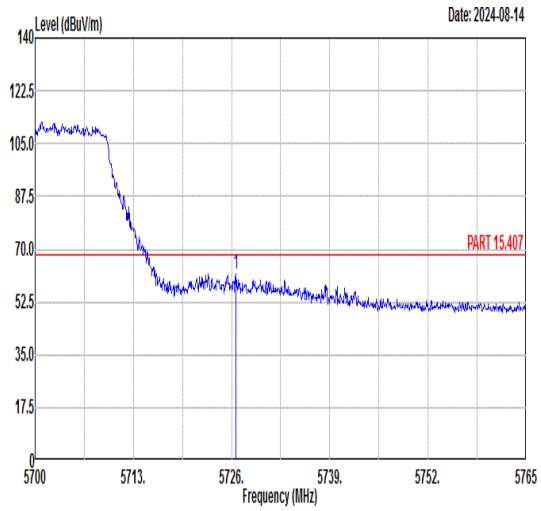 Freq Level Limit Line Margin Read Level Ant Factor Cable Loss Preamp Factor APos TPos Remark MHz dBuV/m dBuV/m dB dBuV dB/m dB dB cm deg 1 5726.52 61.94 68.30 -6.36 48.39 36.22 10.02 32.69 306 250 PEAK	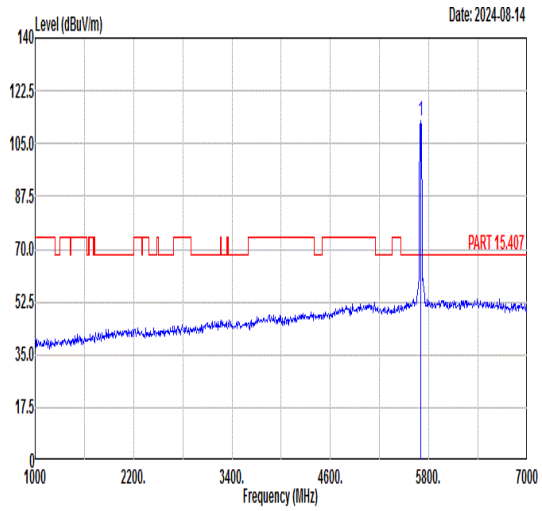 Freq Level Limit Line Margin Read Level Ant Factor Cable Loss Preamp Factor APos TPos Remark MHz dBuV/m dBuV/m dB dBuV dB/m dB dB cm deg 1 5700.00 112.61 ------ ------ 99.13 36.19 9.97 32.68 306 250 PEAK
Avg	Blank	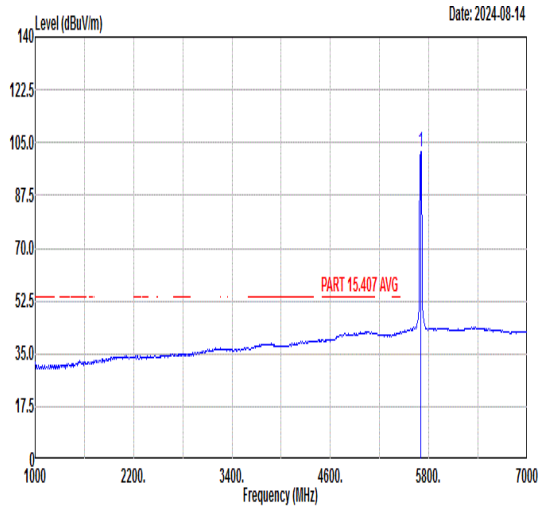 Freq Level Limit Line Margin Read Level Ant Factor Cable Loss Preamp Factor APos TPos Remark MHz dBuV/m dBuV/m dB dBuV dB/m dB dB cm deg 1 5700.00 102.19 ------ ------ 88.71 36.19 9.97 32.68 306 250 AVERAGE

Mode	168	
	Harmonic	
	U-NII-2C_5.47-5.725_802.11ax HE20_CH140_Full RU_5700MHz	
ANT	SISO 14	
Pol.	Horizontal	Vertical
Peak Avg	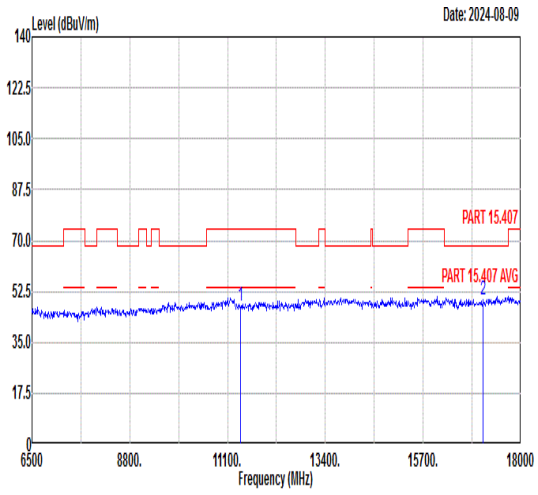 Freq Level Limit Line Margin Read Level Ant Factor Cable Loss Preamp Factor APos TPos Remark MHz dBuV/m dBuV/m dB dBuV dB/m dB dB cm deg 1 11400.00 47.80 74.00 -26.20 59.27 39.16 12.81 63.44 --- --- Peak 2 17100.00 49.71 68.30 -18.59 57.61 41.71 15.62 65.23 --- --- Peak	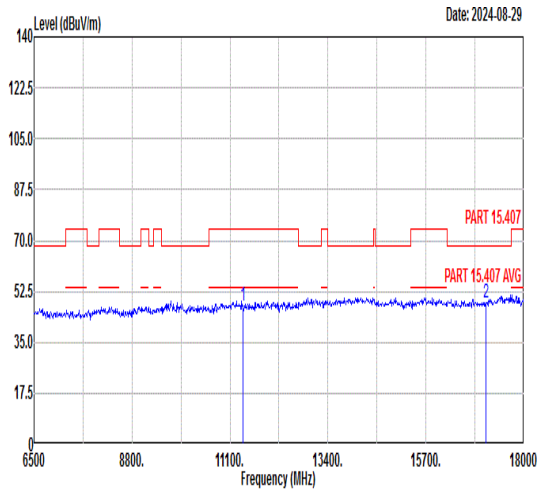 Freq Level Limit Line Margin Read Level Ant Factor Cable Loss Preamp Factor APos TPos Remark MHz dBuV/m dBuV/m dB dBuV dB/m dB dB cm deg 1 11400.00 47.67 74.00 -26.33 59.14 39.16 12.81 63.44 --- --- Peak 2 17100.00 48.41 68.30 -19.89 56.31 41.71 15.62 65.23 --- --- Peak

Mode	169	
	Band Edge - L	
	U-NII-1_5.15-5.25_802.11ax HE40_CH38_Full RU_5190MHz	
ANT	SISO 14	
Pol.	Horizontal	Fundamental
Peak	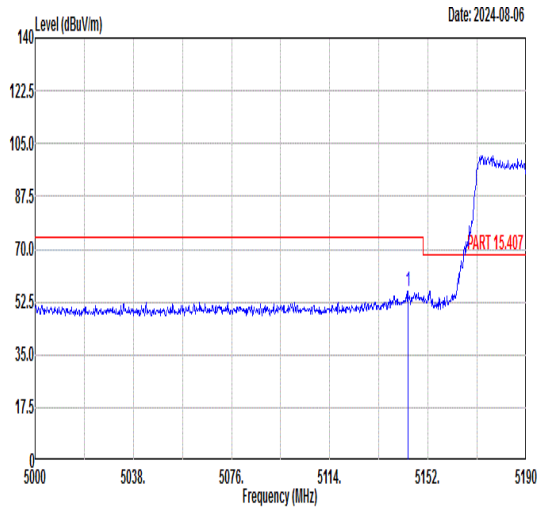 Freq Level Limit Line Margin (dB) Read Level Ant Factor Cable Loss Preamp Factor APos TPos Remark MHz dBuV/m dBuV/m dBuV dB/m dB dB cm deg 1 5144.21 55.87 74.00 -18.13 43.91 36.11 8.52 32.67 100 306 PEAK	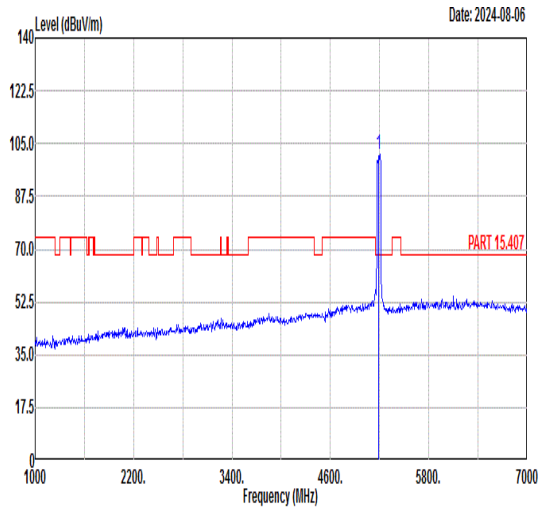 Freq Level Limit Line Margin (dB) Read Level Ant Factor Cable Loss Preamp Factor APos TPos Remark MHz dBuV/m dBuV/m dBuV dB/m dB dB cm deg 1 5190.00 101.22 ------ ------ 89.16 36.08 8.64 32.66 100 306 PEAK
Avg	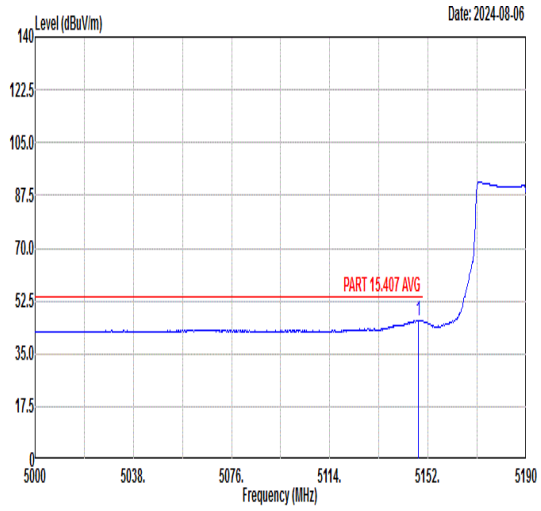 Freq Level Limit Line Margin (dB) Read Level Ant Factor Cable Loss Preamp Factor APos TPos Remark MHz dBuV/m dBuV/m dBuV dB/m dB dB cm deg 1 5148.39 46.02 54.00 -7.98 34.05 36.11 8.53 32.67 100 306 AVERAGE	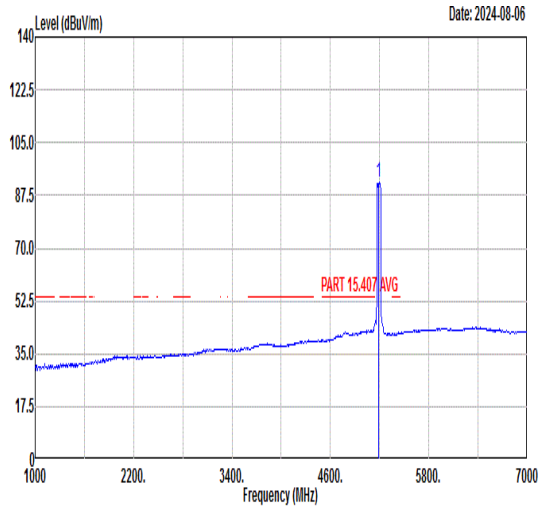 Freq Level Limit Line Margin (dB) Read Level Ant Factor Cable Loss Preamp Factor APos TPos Remark MHz dBuV/m dBuV/m dBuV dB/m dB dB cm deg 1 5190.00 91.67 ------ ------ 79.62 36.08 8.63 32.66 100 306 AVERAGE

Mode	169	
	Band Edge - R	
	U-NII-1_5.15-5.25_802.11ax HE40_CH38_Full RU_5190MHz	
ANT	SISO 14	
Pol.	Horizontal	Fundamental
Peak	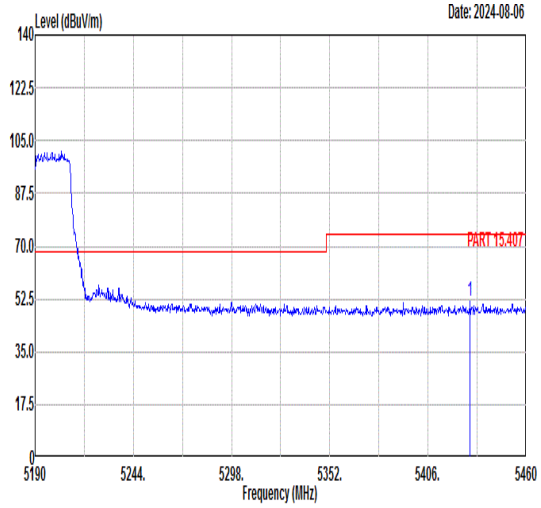 Freq Level Limit Line Margin (dB) Read Level Ant Factor Cable Loss Preamp Factor APos TPos Remark MHz dBuV/m dBuV/m dBuV dB/m dB dB cm deg 1 5429.22 51.51 74.00 -22.49 38.51 35.94 9.67 32.61 100 306 PEAK	Blank
Avg	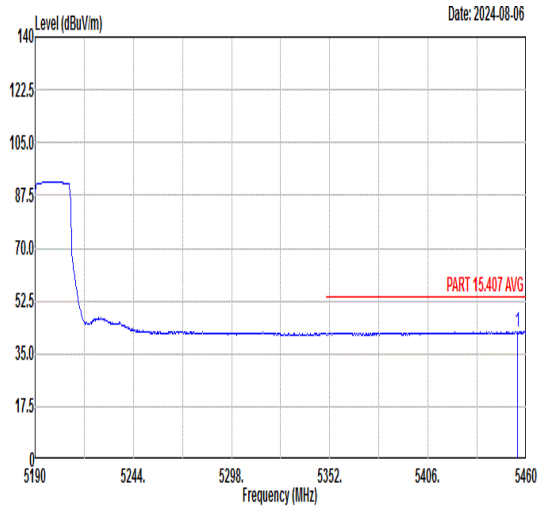 Freq Level Limit Line Margin (dB) Read Level Ant Factor Cable Loss Preamp Factor APos TPos Remark MHz dBuV/m dBuV/m dBuV dB/m dB dB cm deg 1 5455.14 42.27 54.00 -11.73 29.27 35.93 9.68 32.61 100 306 AVERAGE	Blank

Mode	169	
	Band Edge - L	
	U-NII-1_5.15-5.25_802.11ax HE40_CH38_Full RU_5190MHz	
ANT	SISO 14	
Pol.	Vertical	Fundamental
Peak	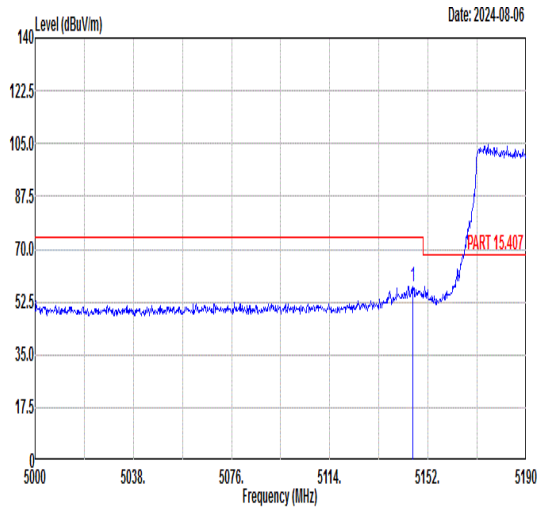 Freq Level Limit Line Margin (dB) Read Level Ant Factor Cable Loss Preamp Factor APos TPos Remark MHz dBuV/m dBuV/m dBuV dB/m dB dB cm deg 1 5146.11 57.74 74.00 -16.26 45.77 36.11 8.53 32.67 187 269 PEAK	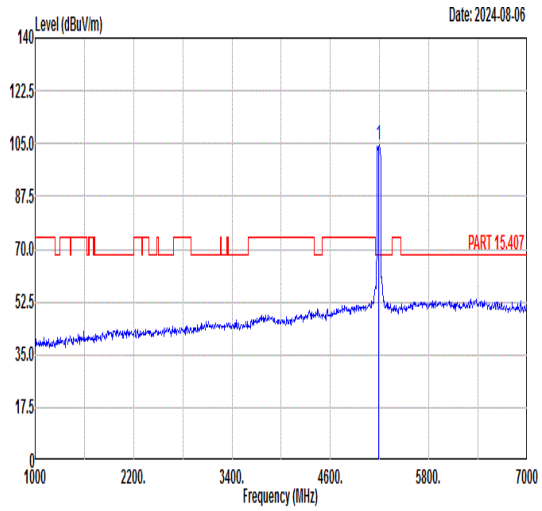 Freq Level Limit Line Margin (dB) Read Level Ant Factor Cable Loss Preamp Factor APos TPos Remark MHz dBuV/m dBuV/m dBuV dB/m dB dB cm deg 1 5190.00 104.85 ------ ------ 92.80 36.08 8.63 32.66 187 269 PEAK
Avg	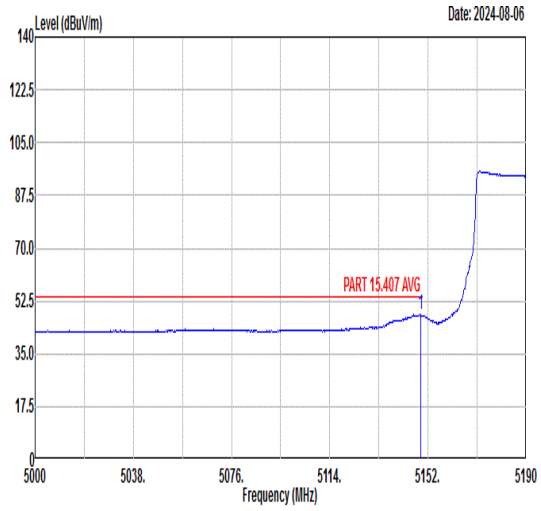 Freq Level Limit Line Margin (dB) Read Level Ant Factor Cable Loss Preamp Factor APos TPos Remark MHz dBuV/m dBuV/m dBuV dB/m dB dB cm deg 1 5149.15 47.92 54.00 -6.08 35.95 36.11 8.53 32.67 187 269 AVERAGE	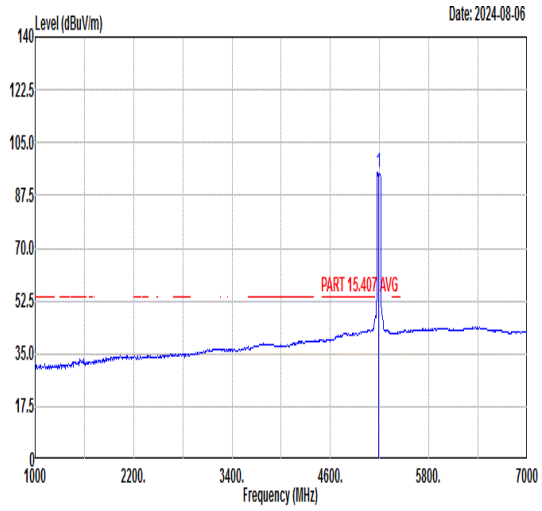 Freq Level Limit Line Margin (dB) Read Level Ant Factor Cable Loss Preamp Factor APos TPos Remark MHz dBuV/m dBuV/m dBuV dB/m dB dB cm deg 1 5190.00 95.06 ------ ------ 83.06 36.10 8.57 32.67 187 269 AVERAGE

Mode	169	
	Band Edge - R	
	U-NII-1_5.15-5.25_802.11ax HE40_CH38_Full RU_5190MHz	
ANT	SISO 14	
Pol.	Vertical	Fundamental
Peak	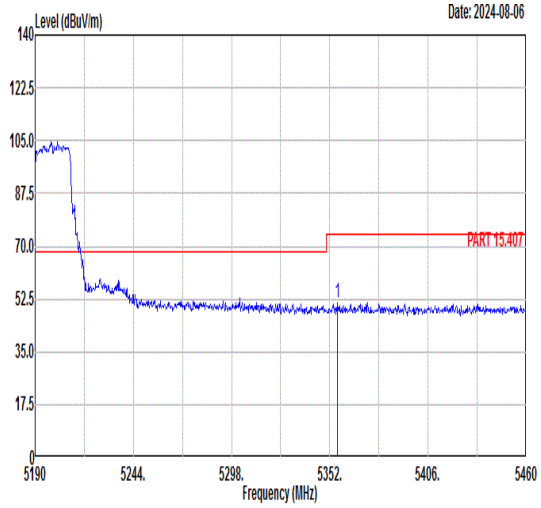 Freq Level Limit Line Margin (dB) Read Level Ant Factor Cable Loss Preamp Factor APos TPos Remark MHz dBuV/m dBuV/m dBuV dB/m dB dB cm deg 1 5356.05 51.32 74.00 -22.68 38.56 35.99 9.40 32.63 187 269 PEAK	Blank
Avg	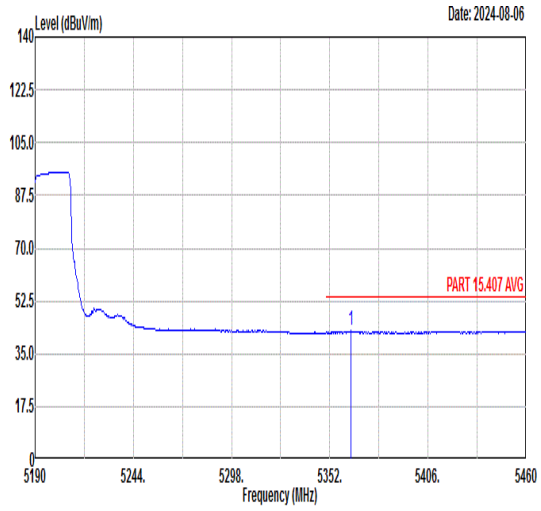 Freq Level Limit Line Margin (dB) Read Level Ant Factor Cable Loss Preamp Factor APos TPos Remark MHz dBuV/m dBuV/m dBuV dB/m dB dB cm deg 1 5363.61 42.58 54.00 -11.42 29.79 35.98 9.44 32.63 187 269 AVERAGE	Blank

Mode	170	
	Band Edge - L	
	U-NII-1_5.15-5.25_802.11ax HE40_CH46_Full RU_5230MHz	
ANT	SISO 14	
Pol.	Horizontal	Fundamental
Peak	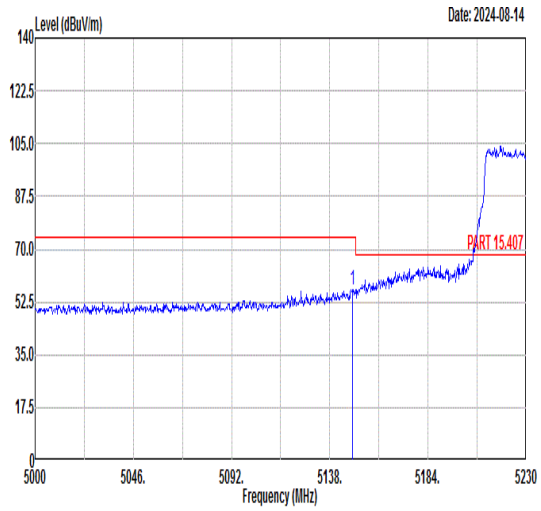 Freq Level Limit Line Margin Read Level Ant Factor Cable Loss Preamp Factor APos TPos Remark MHz dBuV/m dBuV/m dB dBuV dB/m dB dB cm deg 1 5148.81 56.42 74.00 -17.58 44.45 36.11 8.53 32.67 100 293 PEAK	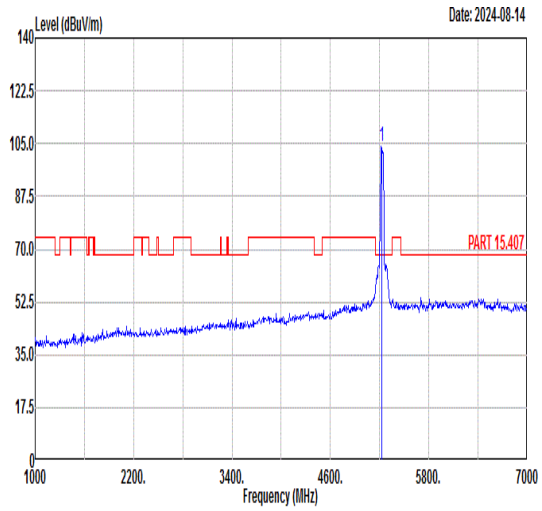 Freq Level Limit Line Margin Read Level Ant Factor Cable Loss Preamp Factor APos TPos Remark MHz dBuV/m dBuV/m dB dBuV dB/m dB dB cm deg 1 5230.00 103.97 ------ ------ 91.88 36.07 8.68 32.66 100 293 PEAK
Avg	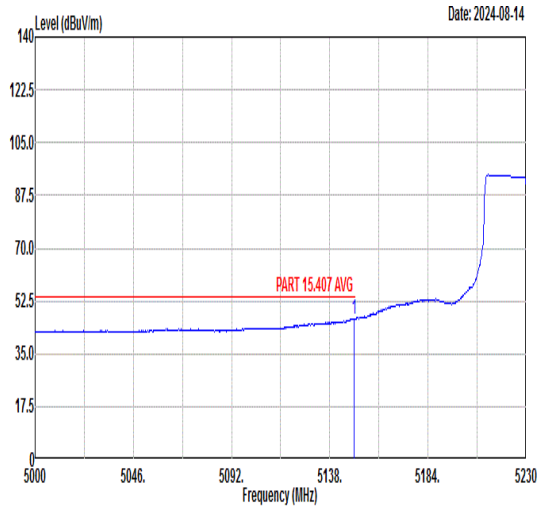 Freq Level Limit Line Margin Read Level Ant Factor Cable Loss Preamp Factor APos TPos Remark MHz dBuV/m dBuV/m dB dBuV dB/m dB dB cm deg 1 5149.27 46.62 54.00 -7.38 34.65 36.11 8.53 32.67 100 293 AVERAGE	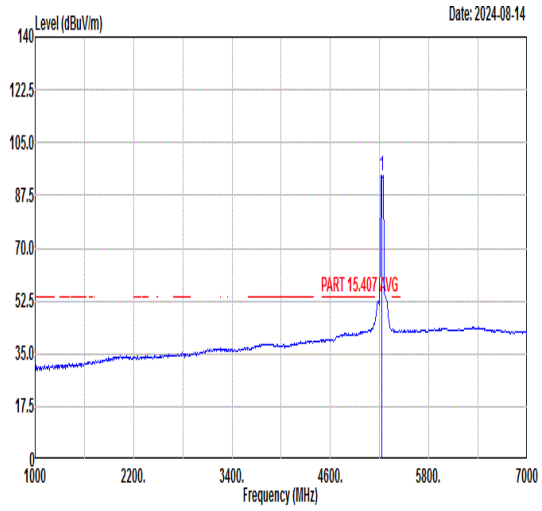 Freq Level Limit Line Margin Read Level Ant Factor Cable Loss Preamp Factor APos TPos Remark MHz dBuV/m dBuV/m dB dBuV dB/m dB dB cm deg 1 5230.00 94.14 ------ ------ 82.08 36.07 8.65 32.66 100 293 AVERAGE

Mode	170	
	Band Edge - R	
	U-NII-1_5.15-5.25_802.11ax HE40_CH46_Full RU_5230MHz	
ANT	SISO 14	
Pol.	Horizontal	Fundamental
Peak	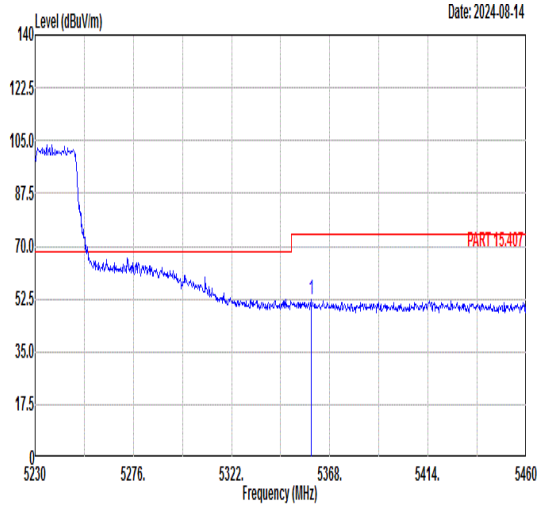 Freq Level Limit Line Margin Read Level Ant Factor Cable Loss Preamp Factor APos TPos Remark MHz dBuV/m dBuV/m dB dBuV dB/m dB dB cm deg 1 5359.26 52.04 74.00 -21.96 39.28 35.98 9.41 32.63 100 293 PEAK	Blank
Avg	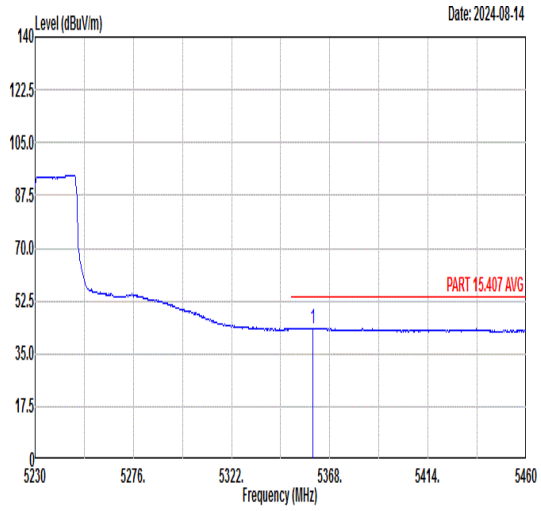 Freq Level Limit Line Margin Read Level Ant Factor Cable Loss Preamp Factor APos TPos Remark MHz dBuV/m dBuV/m dB dBuV dB/m dB dB cm deg 1 5360.18 43.57 54.00 -10.43 30.80 35.98 9.42 32.63 100 293 AVERAGE	Blank

Mode	170	
	Band Edge - L	
	U-NII-1_5.15-5.25_802.11ax HE40_CH46_Full RU_5230MHz	
ANT	SISO 14	
Pol.	Vertical	Fundamental
Peak	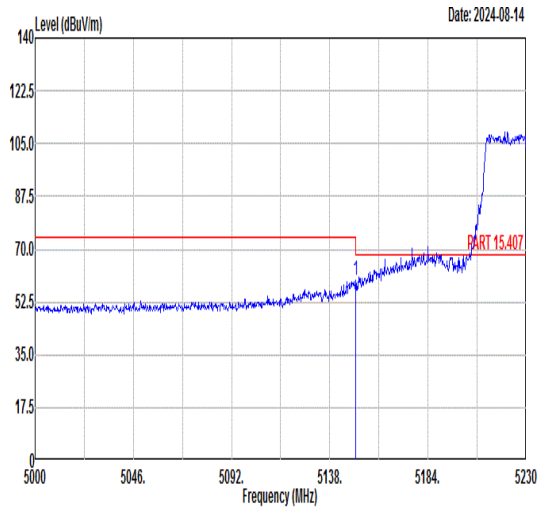 Freq Level Limit Line Margin Read Level Ant Factor Cable Loss Preamp Factor APos TPos Remark MHz dBuV/m dBuV/m dB dBuV dB/m dB dB cm deg 1 5149.96 59.85 74.00 -14.15 47.87 36.11 8.54 32.67 287 58 PEAK	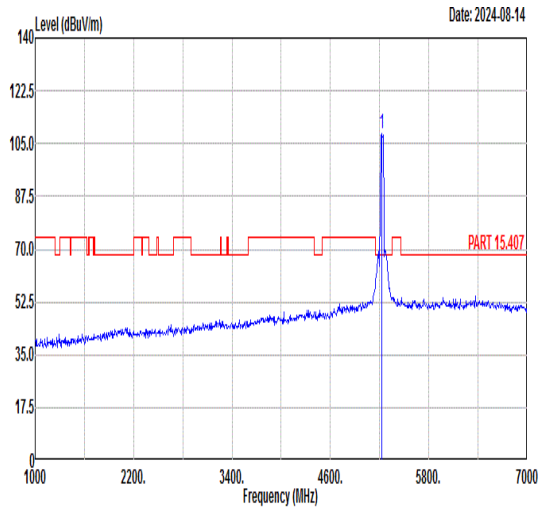 Freq Level Limit Line Margin Read Level Ant Factor Cable Loss Preamp Factor APos TPos Remark MHz dBuV/m dBuV/m dB dBuV dB/m dB dB cm deg 1 5230.00 108.23 ------ ------ 96.08 36.06 8.74 32.65 287 58 PEAK
Avg	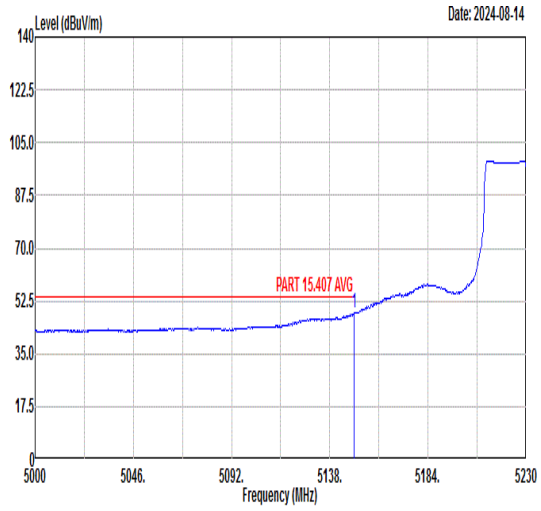 Freq Level Limit Line Margin Read Level Ant Factor Cable Loss Preamp Factor APos TPos Remark MHz dBuV/m dBuV/m dB dBuV dB/m dB dB cm deg 1 5149.50 48.55 54.00 -5.45 36.58 36.11 8.53 32.67 287 58 AVERAGE	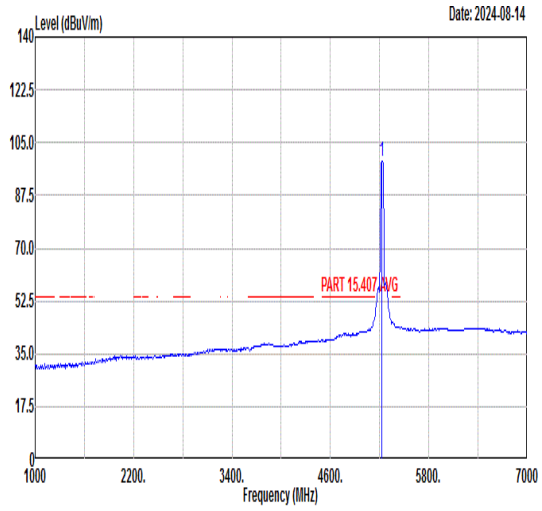 Freq Level Limit Line Margin Read Level Ant Factor Cable Loss Preamp Factor APos TPos Remark MHz dBuV/m dBuV/m dB dBuV dB/m dB dB cm deg 1 5230.00 99.01 ------ ------ 86.83 36.06 8.77 32.65 287 58 AVERAGE

Mode	170	
	Band Edge - R	
	U-NII-1_5.15-5.25_802.11ax HE40_CH46_Full RU_5230MHz	
ANT	SISO 14	
Pol.	Vertical	Fundamental
Peak	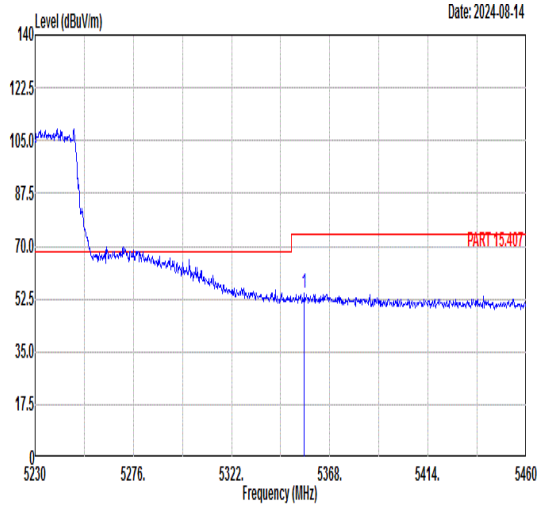 Freq Level Limit Line Margin Read Level Ant Factor Cable Loss Preamp Factor APos TPos Remark MHz dBuV/m dBuV/m dB dBuV dB/m dB dB cm deg 1 5356.04 54.19 74.00 -19.81 41.43 35.99 9.40 32.63 287 58 PEAK	Blank
Avg	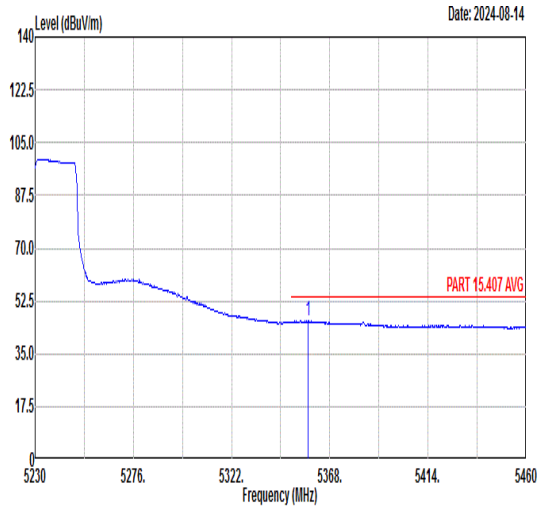 Freq Level Limit Line Margin Read Level Ant Factor Cable Loss Preamp Factor APos TPos Remark MHz dBuV/m dBuV/m dB dBuV dB/m dB dB cm deg 1 5357.88 45.86 54.00 -8.14 33.09 35.99 9.41 32.63 287 58 AVERAGE	Blank

Mode	171	
	Band Edge - L	
	U-NII-2A_5.25-5.35_802.11ax HE40_CH54_Full RU_5270MHz	
ANT	SISO 14	
Pol.	Horizontal	Fundamental
Peak	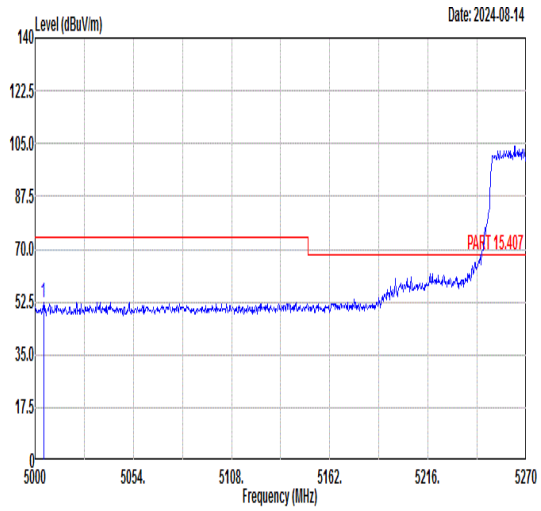 Freq Level Limit Line Margin Read Level Ant Factor Cable Loss Preamp Factor APos TPos Remark MHz dBuV/m dBuV/m dB dBuV dB/m dB dB cm deg 1 5004.59 52.55 74.00 -21.45 40.72 36.20 8.33 32.70 100 287 PEAK	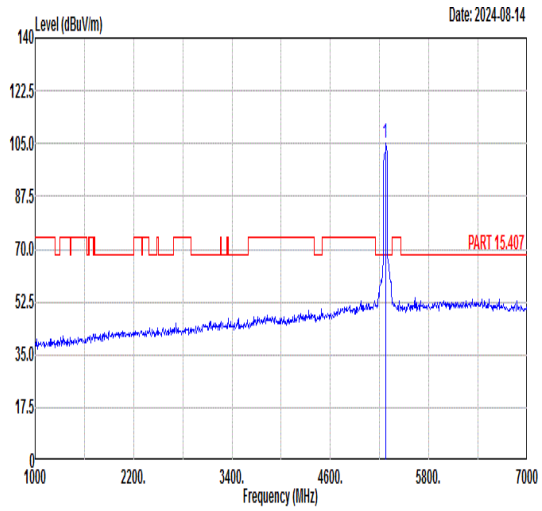 Freq Level Limit Line Margin Read Level Ant Factor Cable Loss Preamp Factor APos TPos Remark MHz dBuV/m dBuV/m dB dBuV dB/m dB dB cm deg 1 5270.00 105.11 ------ ------ 92.73 36.03 8.99 32.64 100 287 PEAK
Avg	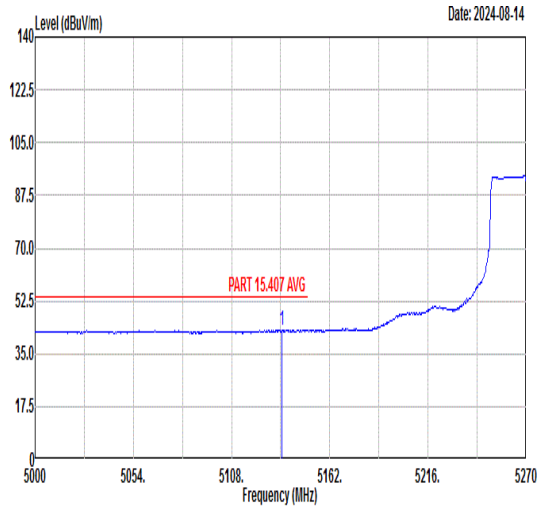 Freq Level Limit Line Margin Read Level Ant Factor Cable Loss Preamp Factor APos TPos Remark MHz dBuV/m dBuV/m dB dBuV dB/m dB dB cm deg 1 5135.54 42.78 54.00 -11.22 30.82 36.12 8.51 32.67 100 287 AVERAGE	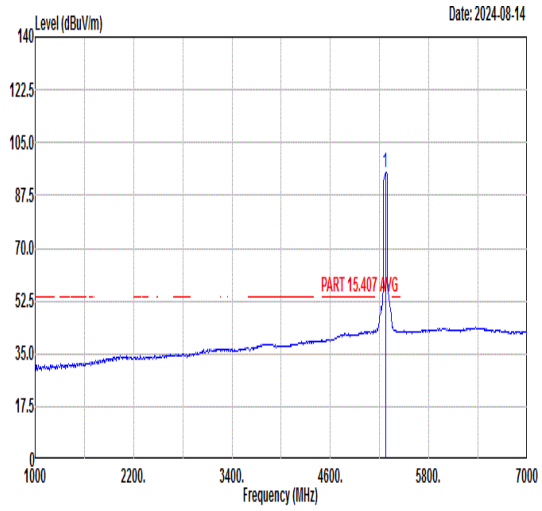 Freq Level Limit Line Margin Read Level Ant Factor Cable Loss Preamp Factor APos TPos Remark MHz dBuV/m dBuV/m dB dBuV dB/m dB dB cm deg 1 5270.00 95.14 ------ ------ 82.76 36.03 8.99 32.64 100 287 AVERAGE

Mode	171	
	Band Edge - R	
	U-NII-2A_5.25-5.35_802.11ax HE40_CH54_Full RU_5270MHz	
ANT	SISO 14	
Pol.	Horizontal	Fundamental
Peak	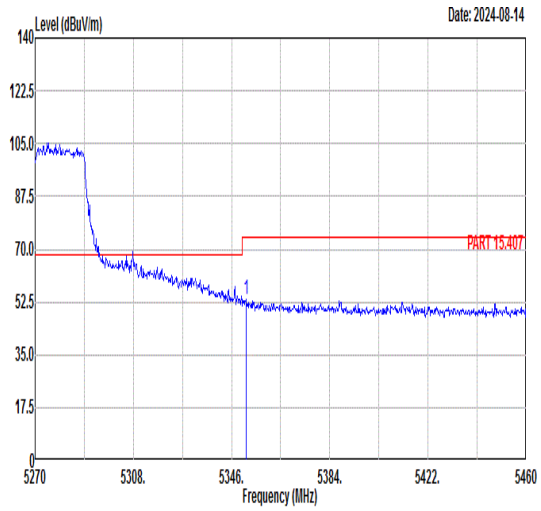 Freq Level Limit Line Margin Read Level Ant Factor Cable Loss Preamp Factor APos TPos Remark MHz dBuV/m dBuV/m dB dBuV dB/m dB dB cm deg 1 5351.51 53.19 74.00 -20.81 40.46 35.99 9.37 32.63 100 287 PEAK	Blank
Avg	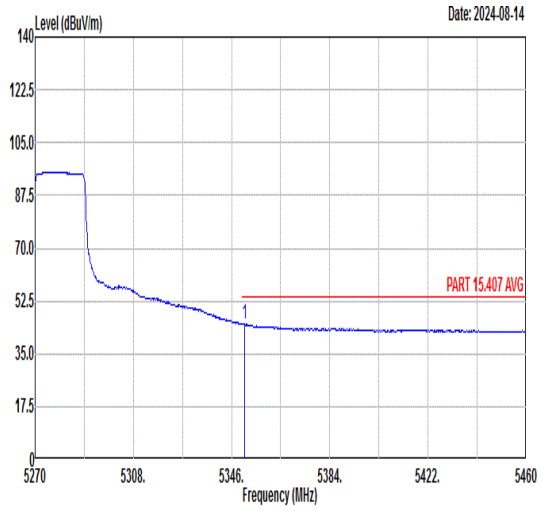 Freq Level Limit Line Margin Read Level Ant Factor Cable Loss Preamp Factor APos TPos Remark MHz dBuV/m dBuV/m dB dBuV dB/m dB dB cm deg 1 5350.94 45.06 54.00 -8.94 32.33 35.99 9.37 32.63 100 287 AVERAGE	Blank

Mode	171	
	Band Edge - L	
	U-NII-2A_5.25-5.35_802.11ax HE40_CH54_Full RU_5270MHz	
ANT	SISO 14	
Pol.	Vertical	Fundamental
Peak	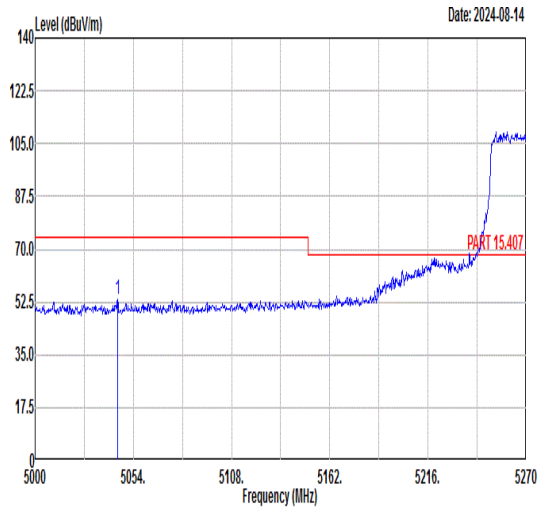 Freq Level Limit Line Margin Read Level Ant Factor Cable Loss Preamp Factor APos TPos Remark MHz dBuV/m dBuV/m dB dBuV dB/m dB dB cm deg 1 5045.36 53.36 74.00 -20.64 41.54 36.17 8.34 32.69 278 56 PEAK	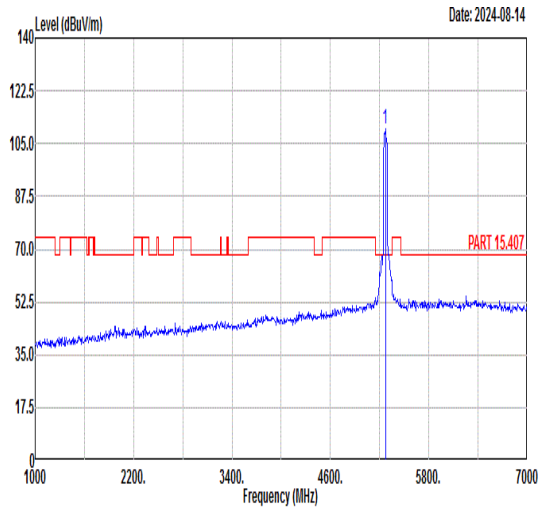 Freq Level Limit Line Margin Read Level Ant Factor Cable Loss Preamp Factor APos TPos Remark MHz dBuV/m dBuV/m dB dBuV dB/m dB dB cm deg 1 5270.00 110.14 ------ ------ 97.79 36.04 8.96 32.65 278 56 PEAK
Avg	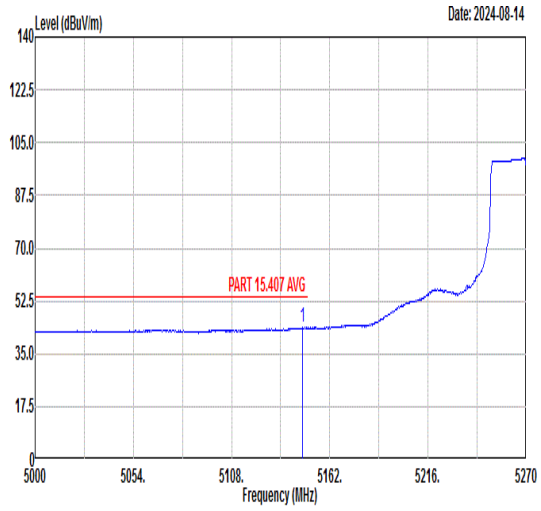 Freq Level Limit Line Margin Read Level Ant Factor Cable Loss Preamp Factor APos TPos Remark MHz dBuV/m dBuV/m dB dBuV dB/m dB dB cm deg 1 5146.88 43.66 54.00 -10.34 31.69 36.11 8.53 32.67 278 56 AVERAGE	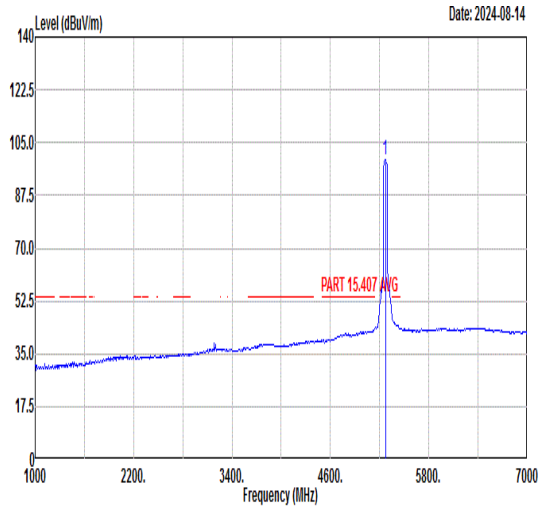 Freq Level Limit Line Margin Read Level Ant Factor Cable Loss Preamp Factor APos TPos Remark MHz dBuV/m dBuV/m dB dBuV dB/m dB dB cm deg 1 5270.00 99.55 ------ ------ 87.20 36.04 8.96 32.65 278 56 AVERAGE

Mode	171	
	Band Edge - R	
	U-NII-2A_5.25-5.35_802.11ax HE40_CH54_Full RU_5270MHz	
ANT	SISO 14	
Pol.	Vertical	Fundamental
Peak	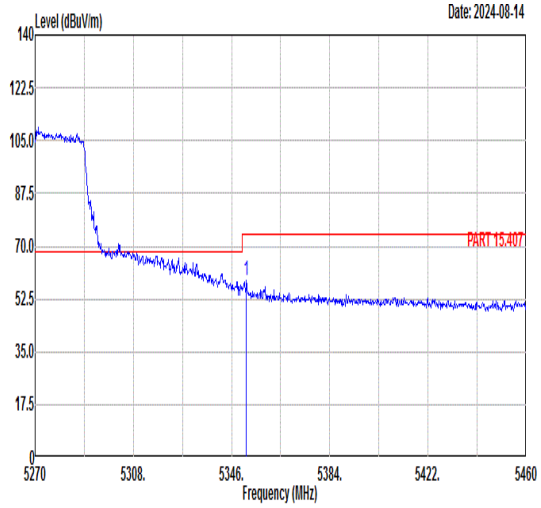 Freq Level Limit Line Margin Read Level Ant Factor Cable Loss Preamp Factor APos TPos Remark MHz dBuV/m dBuV/m dB dBuV dB/m dB dB cm deg 1 5351.70 58.72 74.00 -15.28 45.99 35.99 9.37 32.63 278 56 PEAK	Blank
Avg	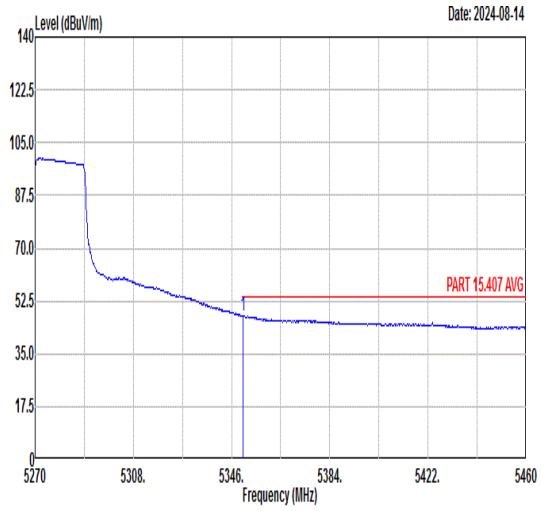 Freq Level Limit Line Margin Read Level Ant Factor Cable Loss Preamp Factor APos TPos Remark MHz dBuV/m dBuV/m dB dBuV dB/m dB dB cm deg 1 5350.56 47.76 54.00 -6.24 35.03 35.99 9.37 32.63 278 56 AVERAGE	Blank

Mode	172	
	Band Edge - L	
	U-NII-2A_5.25-5.35_802.11ax HE40_CH62_Full RU_5310MHz	
ANT	SISO 14	
Pol.	Horizontal	Fundamental
Peak	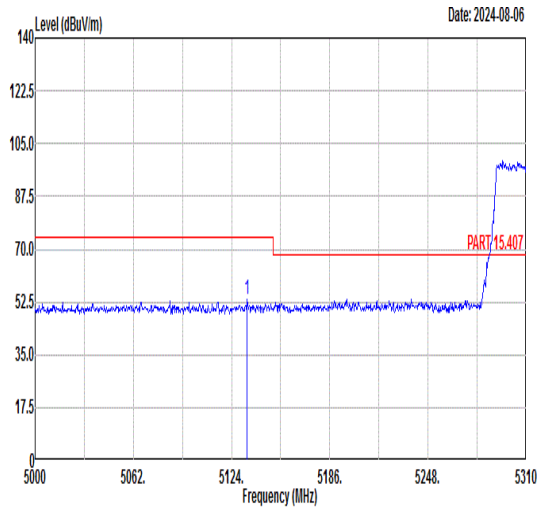 Freq Level Limit Line Margin (dB) Read Level Ant Factor Cable Loss Preamp Factor APos TPos Remark MHz dBuV/m dBuV/m dBuV dB/m dB dB cm deg 1 5133.92 53.27 74.00 -20.73 41.31 36.12 8.51 32.67 200 309 PEAK	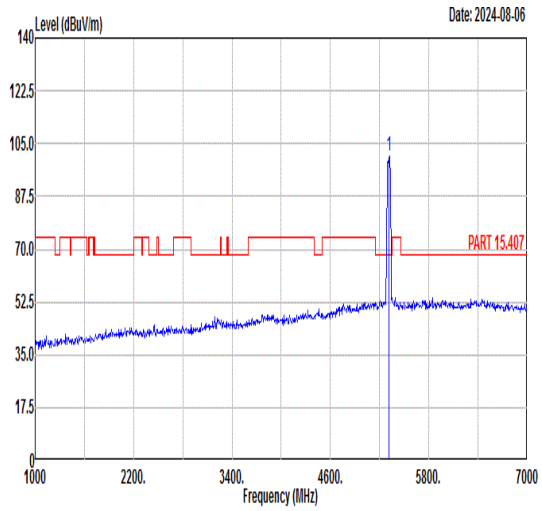 Freq Level Limit Line Margin (dB) Read Level Ant Factor Cable Loss Preamp Factor APos TPos Remark MHz dBuV/m dBuV/m dBuV dB/m dB dB cm deg 1 5310.00 100.73 ------ ------ 88.15 36.01 9.21 32.64 200 309 PEAK
Avg	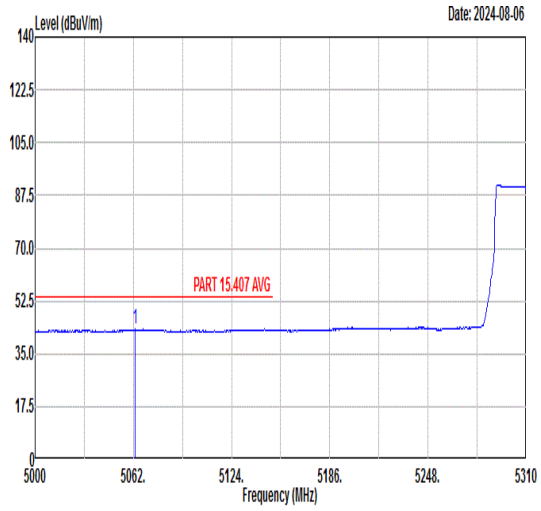 Freq Level Limit Line Margin (dB) Read Level Ant Factor Cable Loss Preamp Factor APos TPos Remark MHz dBuV/m dBuV/m dBuV dB/m dB dB cm deg 1 5063.24 43.08 54.00 -10.92 31.23 36.16 8.38 32.69 200 309 AVERAGE	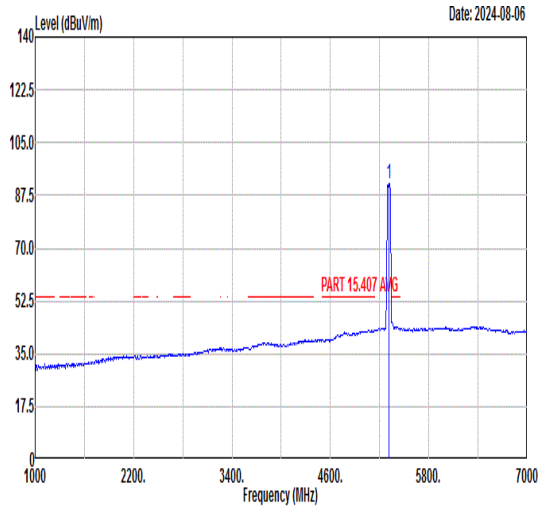 Freq Level Limit Line Margin (dB) Read Level Ant Factor Cable Loss Preamp Factor APos TPos Remark MHz dBuV/m dBuV/m dBuV dB/m dB dB cm deg 1 5310.00 91.38 ------ ------ 78.80 36.01 9.21 32.64 200 309 AVERAGE

Mode	172	
	Band Edge - R	
	U-NII-2A_5.25-5.35_802.11ax HE40_CH62_Full RU_5310MHz	
ANT	SISO 14	
Pol.	Horizontal	Fundamental
Peak	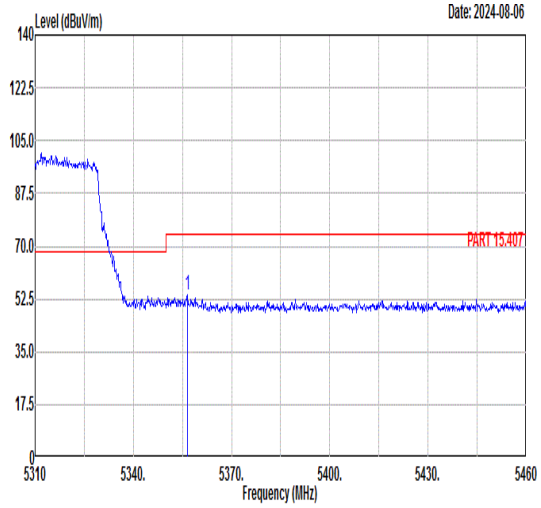 Freq Level Limit Line Margin (dB) Read Level Ant Factor Cable Loss Preamp Factor APos TPos Remark MHz dBuV/m dBuV/m dBuV dB/m dB dB cm deg 1 5356.50 53.79 74.00 -20.21 41.03 35.99 9.40 32.63 200 309 PEAK	Blank
Avg	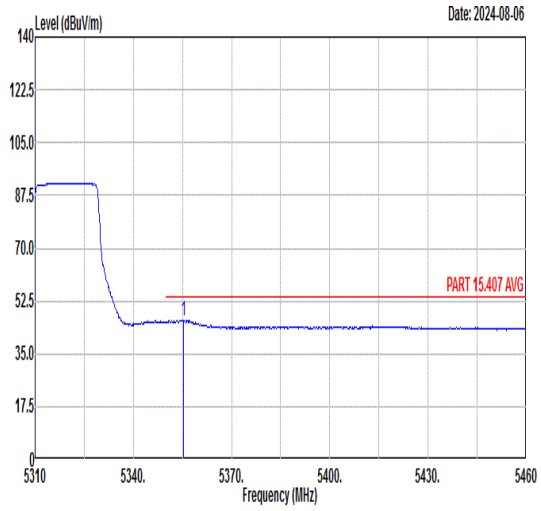 Freq Level Limit Line Margin (dB) Read Level Ant Factor Cable Loss Preamp Factor APos TPos Remark MHz dBuV/m dBuV/m dBuV dB/m dB dB cm deg 1 5355.30 45.89 54.00 -8.11 33.14 35.99 9.39 32.63 200 309 AVERAGE	Blank

Mode	172	
	Band Edge - L	
	U-NII-2A_5.25-5.35_802.11ax HE40_CH62_Full RU_5310MHz	
ANT	SISO 14	
Pol.	Vertical	Fundamental
Peak	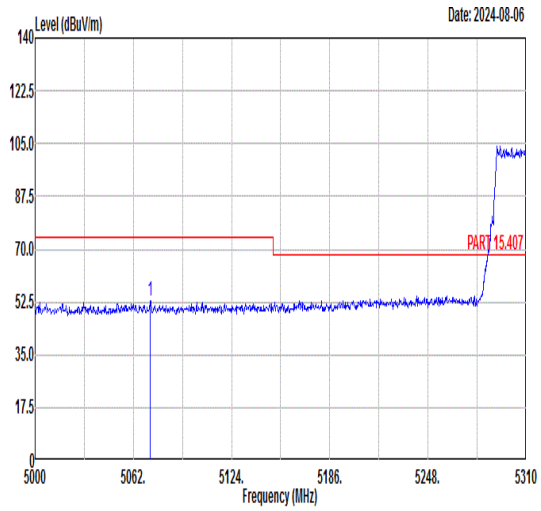 Freq Level Limit Line Margin (dB) Read Level Ant Factor Cable Loss Preamp Factor APos TPos Remark MHz dBuV/m dBuV/m dBuV dB/m dB dB cm deg 1 5072.85 52.61 74.00 -21.39 40.75 36.16 8.39 32.69 300 283 PEAK	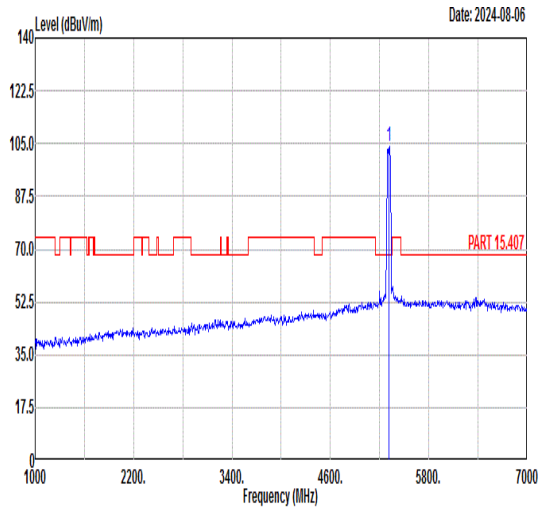 Freq Level Limit Line Margin (dB) Read Level Ant Factor Cable Loss Preamp Factor APos TPos Remark MHz dBuV/m dBuV/m dBuV dB/m dB dB cm deg 1 5310.00 103.83 ------ ------ 91.25 36.01 9.21 32.64 300 283 PEAK
Avg	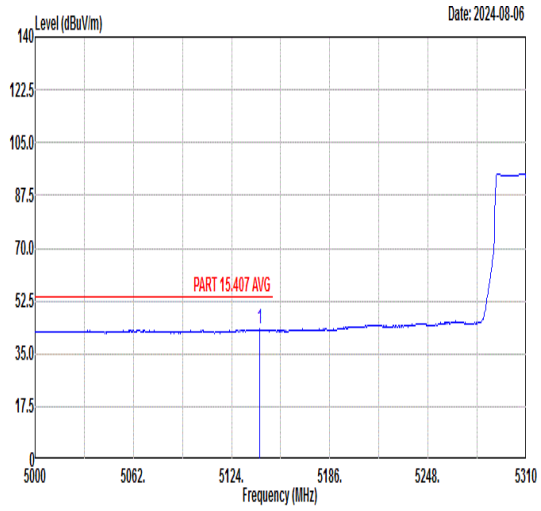 Freq Level Limit Line Margin (dB) Read Level Ant Factor Cable Loss Preamp Factor APos TPos Remark MHz dBuV/m dBuV/m dBuV dB/m dB dB cm deg 1 5141.67 43.11 54.00 -10.89 31.14 36.12 8.52 32.67 300 283 AVERAGE	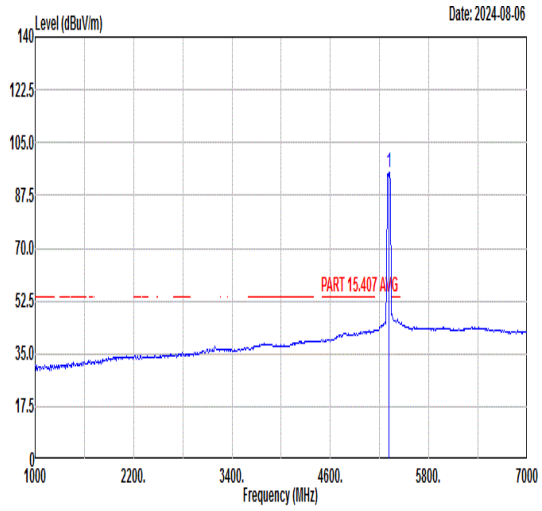 Freq Level Limit Line Margin (dB) Read Level Ant Factor Cable Loss Preamp Factor APos TPos Remark MHz dBuV/m dBuV/m dBuV dB/m dB dB cm deg 1 5310.00 95.07 ------ ------ 82.52 36.01 9.18 32.64 300 283 AVERAGE

Mode	172	
	Band Edge - R	
	U-NII-2A_5.25-5.35_802.11ax HE40_CH62_Full RU_5310MHz	
ANT	SISO 14	
Pol.	Vertical	Fundamental
Peak	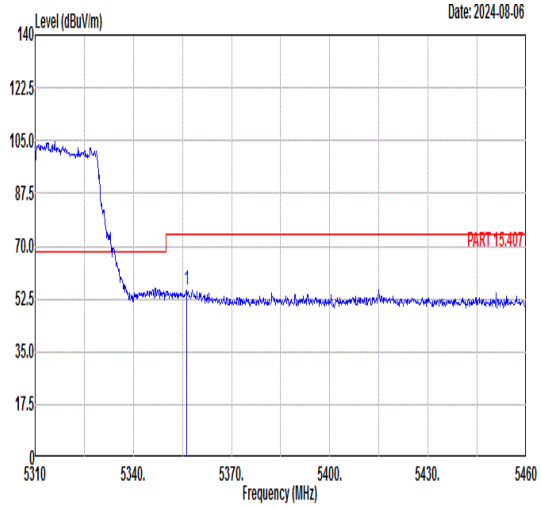 Freq Level Limit Line Margin (dB) Read Level Ant Factor Cable Loss Preamp Factor APos TPos Remark MHz dBuV/m dBuV/m dBuV dB/m dB dB cm deg 1 5356.20 55.34 74.00 -18.66 42.58 35.99 9.40 32.63 300 283 PEAK	Blank
Avg	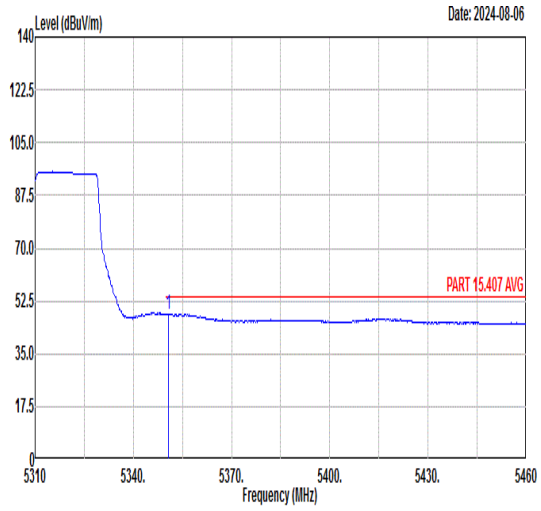 Freq Level Limit Line Margin (dB) Read Level Ant Factor Cable Loss Preamp Factor APos TPos Remark MHz dBuV/m dBuV/m dBuV dB/m dB dB cm deg 1 5350.80 48.27 54.00 -5.73 35.54 35.99 9.37 32.63 300 283 AVERAGE	Blank

Mode	173	
	Band Edge - L	
	U-NII-2C_5.47-5.725_802.11ax HE40_CH102_Full RU_5510MHz	
ANT	SISO 14	
Pol.	Horizontal	Fundamental
Peak	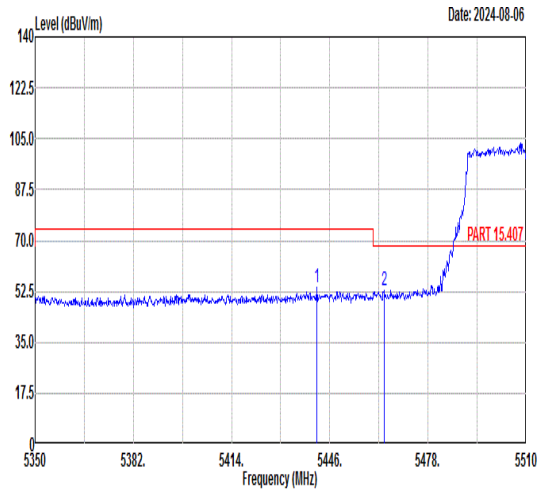 Freq Level Limit Line Margin (dB) Read Level Ant Factor Cable Loss Preamp Factor APos TPos Remark MHz dBuV/m dBuV/m dBuV dB/m dB dB cm deg 1 5441.84 53.96 74.00 -20.04 40.96 35.93 9.68 32.61 200 303 PEAK 2 5463.76 52.67 68.30 -15.63 39.67 35.92 9.69 32.61 200 303 PEAK	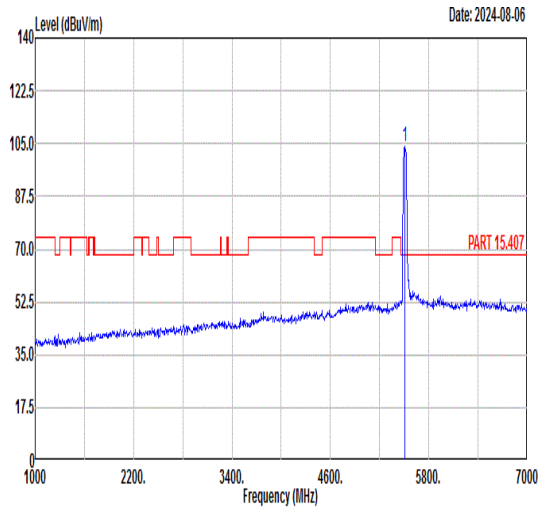 Freq Level Limit Line Margin (dB) Read Level Ant Factor Cable Loss Preamp Factor APos TPos Remark MHz dBuV/m dBuV/m dBuV dB/m dB dB cm deg 1 5510.00 103.95 ------ ------ 90.93 35.91 9.71 32.60 200 303 PEAK
Avg	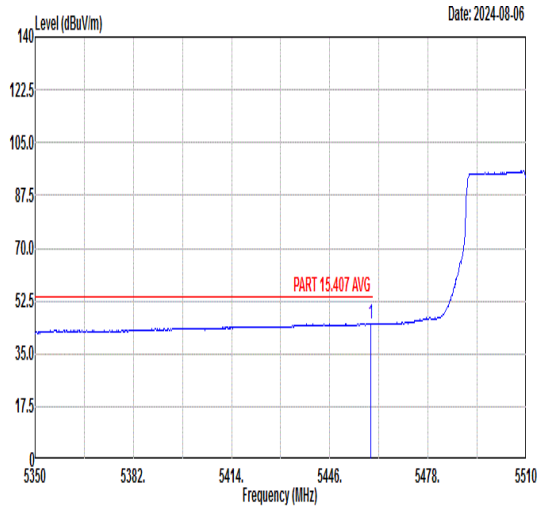 Freq Level Limit Line Margin (dB) Read Level Ant Factor Cable Loss Preamp Factor APos TPos Remark MHz dBuV/m dBuV/m dBuV dB/m dB dB cm deg 1 5459.28 45.07 54.00 -8.93 32.07 35.92 9.69 32.61 200 303 AVERAGE	Blank

Mode	173	
	Band Edge - R	
	U-NII-2C_5.47-5.725_802.11ax HE40_CH102_Full RU_5510MHz	
ANT	SISO 14	
Pol.	Horizontal	Fundamental
Peak	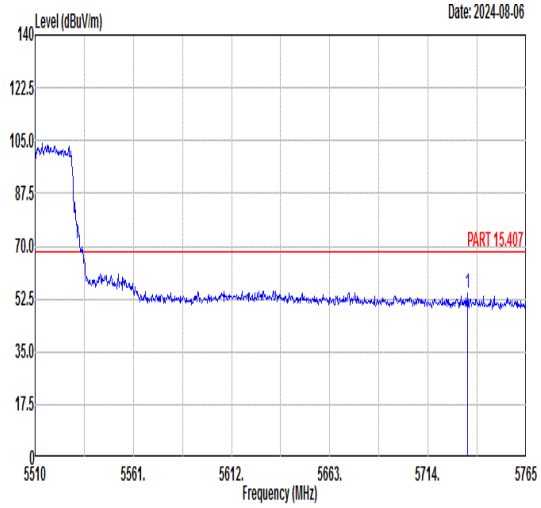 Freq Level Limit Line Margin (dB) Read Level Ant Factor Cable Loss Preamp Factor APos TPos Remark MHz dBuV/m dBuV/m dBuV dB/m dB dB cm deg 1 5734.66 54.29 68.30 -14.01 40.71 36.23 10.04 32.69 200 303 PEAK	Blank

Mode	173	
	Band Edge - L	
	U-NII-2C_5.47-5.725_802.11ax HE40_CH102_Full RU_5510MHz	
ANT	SISO 14	
Pol.	Vertical	Fundamental
Peak	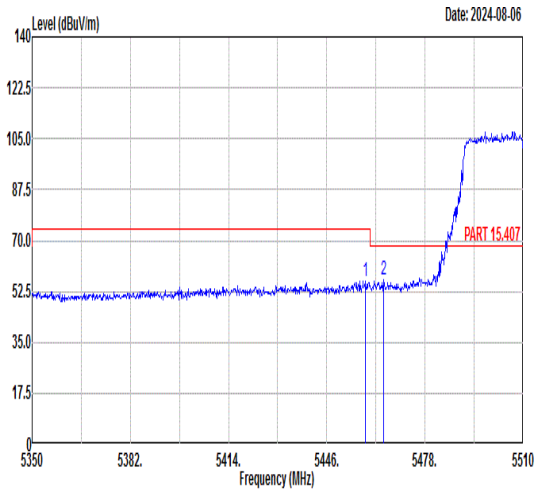 Freq Level Limit Line Margin (dB) Read Level Ant Factor Cable Loss Preamp Factor APos TPos Remark 1 5458.48 56.13 74.00 -17.87 43.13 35.92 9.69 32.61 305 284 PEAK 2 5464.56 56.32 68.30 -11.98 43.32 35.92 9.69 32.61 305 284 PEAK	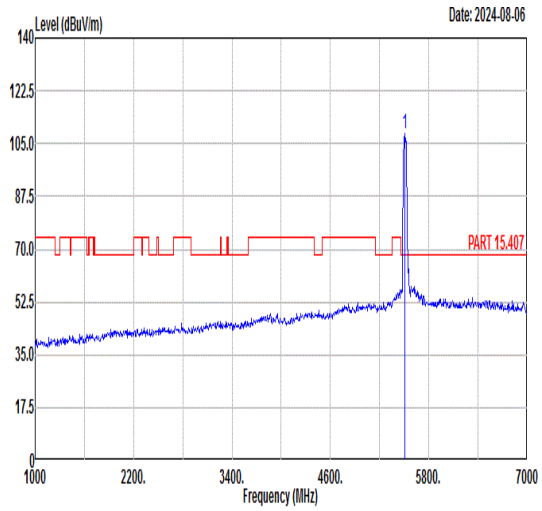 Freq Level Limit Line Margin (dB) Read Level Ant Factor Cable Loss Preamp Factor APos TPos Remark 1 5510.00 108.52 ------ ------ 95.50 35.91 9.71 32.60 305 284 PEAK
Avg	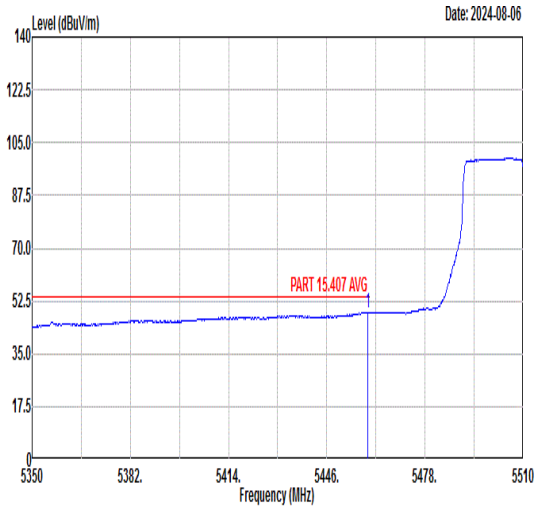 Freq Level Limit Line Margin (dB) Read Level Ant Factor Cable Loss Preamp Factor APos TPos Remark 1 5459.44 48.76 54.00 -5.24 35.76 35.92 9.69 32.61 305 284 AVERAGE	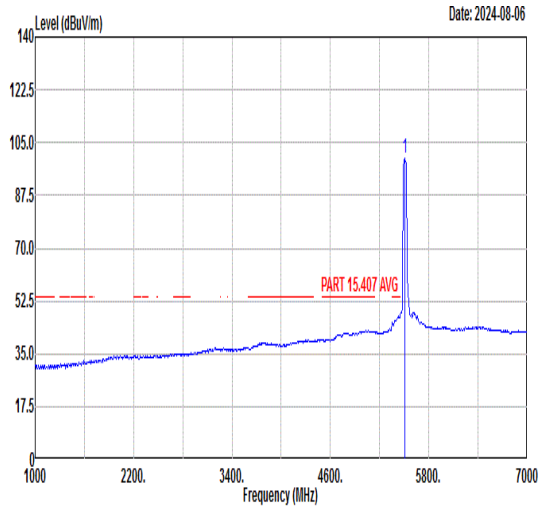 Freq Level Limit Line Margin (dB) Read Level Ant Factor Cable Loss Preamp Factor APos TPos Remark 1 5510.00 99.74 ------ ------ 86.72 35.91 9.71 32.60 305 284 AVERAGE

Mode	173	
	Band Edge - R	
	U-NII-2C_5.47-5.725_802.11ax HE40_CH102_Full RU_5510MHz	
ANT	SISO 14	
Pol.	Vertical	Fundamental
Peak	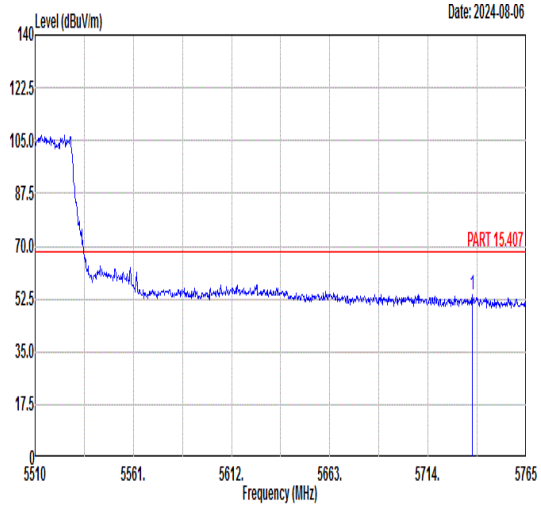 Freq Level Limit Line Margin (dB) Read Level Ant Factor Cable Loss Preamp Factor APos TPos Remark MHz dBuV/m dBuV/m dBuV dB/m dB dB cm deg 1 5736.95 53.94 68.30 -14.36 40.36 36.23 10.04 32.69 305 284 PEAK	Blank

Mode	174	
	Band Edge - L	
	U-NII-2C_5.47-5.725_802.11ax HE40_CH134_Full RU_5670MHz	
ANT	SISO 14	
Pol.	Horizontal	Fundamental
Peak	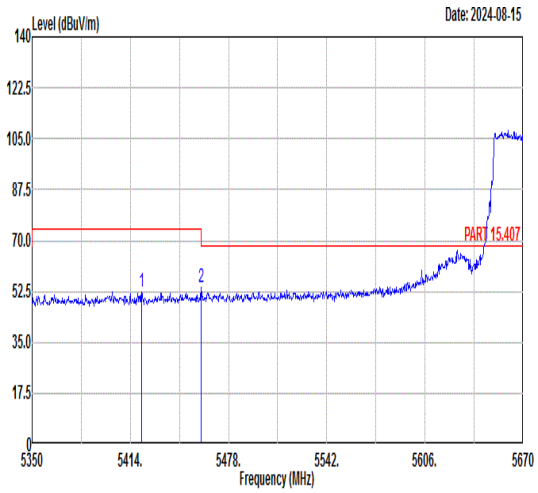 Freq Level Limit Line Margin Read Level Ant Factor Cable Loss Preamp Factor APos TPos Remark 1 5421.36 52.32 74.00 -21.68 39.32 35.95 9.67 32.62 218 292 PEAK 2 5460.08 53.88 68.30 -14.42 40.88 35.92 9.69 32.61 218 292 PEAK	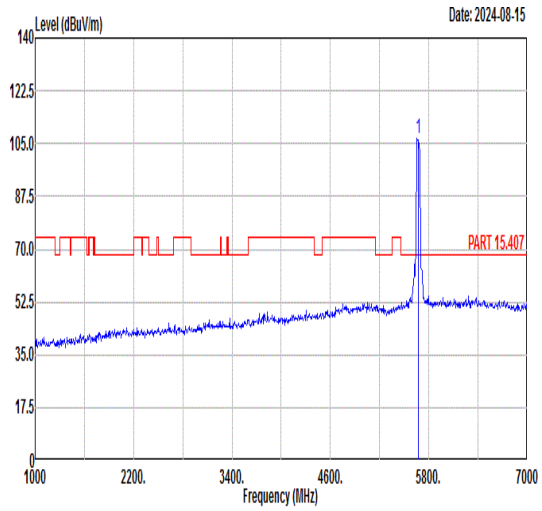 Freq Level Limit Line Margin Read Level Ant Factor Cable Loss Preamp Factor APos TPos Remark 1 5670.00 106.69 ------ ------ 93.36 36.12 9.87 32.66 218 292 PEAK
Avg	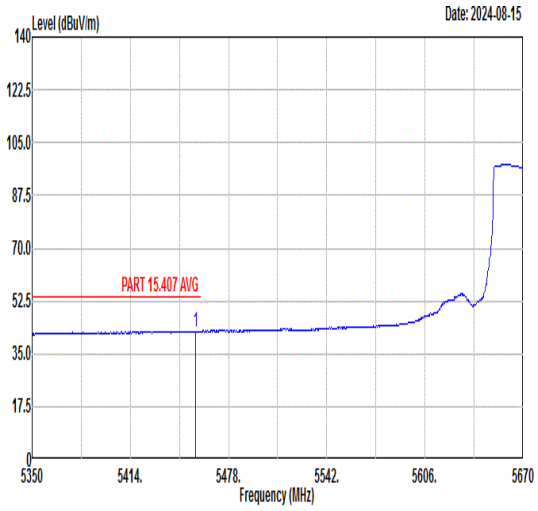 Freq Level Limit Line Margin Read Level Ant Factor Cable Loss Preamp Factor APos TPos Remark 1 5456.56 42.48 54.00 -11.52 29.47 35.93 9.69 32.61 218 292 AVERAGE	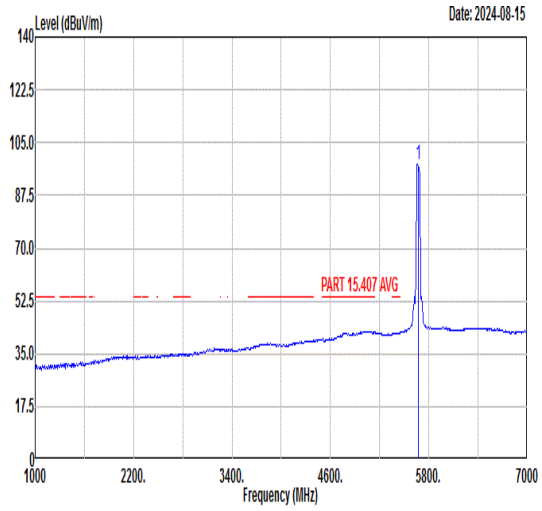 Freq Level Limit Line Margin Read Level Ant Factor Cable Loss Preamp Factor APos TPos Remark 1 5670.00 97.76 ------ ------ 84.43 36.12 9.87 32.66 218 292 AVERAGE

Mode	174	
	Band Edge - R	
	U-NII-2C_5.47-5.725_802.11ax HE40_CH134_Full RU_5670MHz	
ANT	SISO 14	
Pol.	Horizontal	Fundamental
Peak	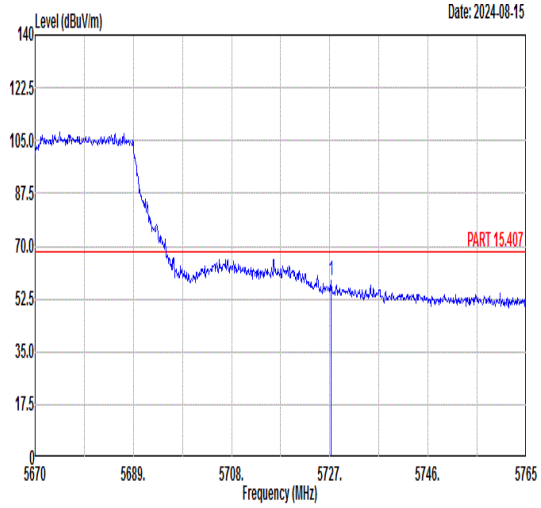 Freq Level Limit Line Margin Read Level Ant Factor Cable Loss Preamp Factor APos TPos Remark MHz dBuV/m dBuV/m dB dBuV dB/m dB dB cm deg 1 5727.19 58.88 68.30 -9.42 45.33 36.22 10.02 32.69 218 292 PEAK	Blank

Mode	174	
	Band Edge - L	
	U-NII-2C_5.47-5.725_802.11ax HE40_CH134_Full RU_5670MHz	
ANT	SISO 14	
Pol.	Vertical	Fundamental
Peak	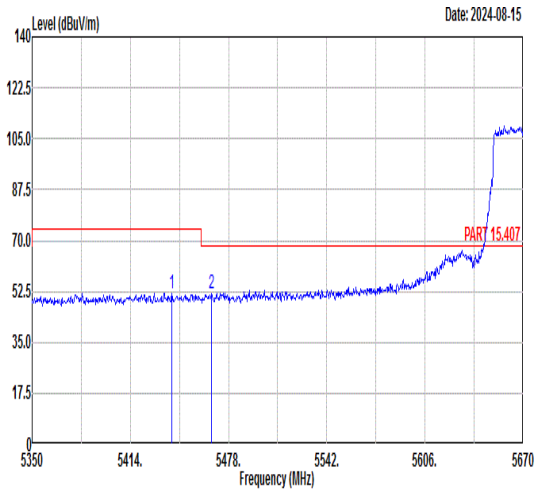 Freq Level Limit Line Margin Read Level Ant Factor Cable Loss Preamp Factor APos TPos Remark MHz dBuV/m dBuV/m dB dBuV dB/m dB dB cm deg 1 5441.20 51.89 74.00 -22.11 38.88 35.94 9.68 32.61 277 265 PEAK 2 5466.80 51.69 68.30 -16.61 38.69 35.92 9.69 32.61 277 265 PEAK	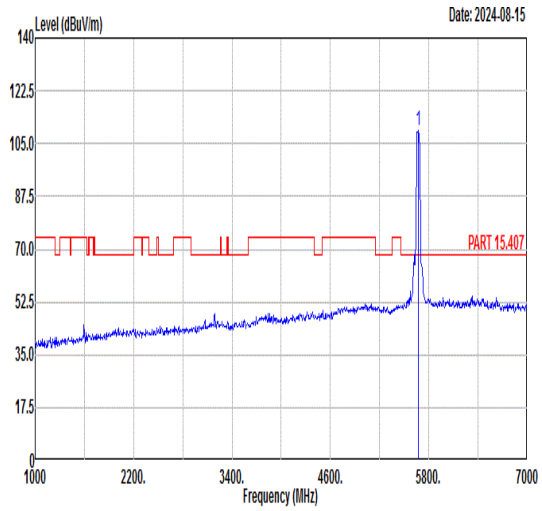 Freq Level Limit Line Margin Read Level Ant Factor Cable Loss Preamp Factor APos TPos Remark MHz dBuV/m dBuV/m dB dBuV dB/m dB dB cm deg 1 5670.00 109.25 ------ ------ 95.87 36.14 9.91 32.67 277 265 PEAK
Avg	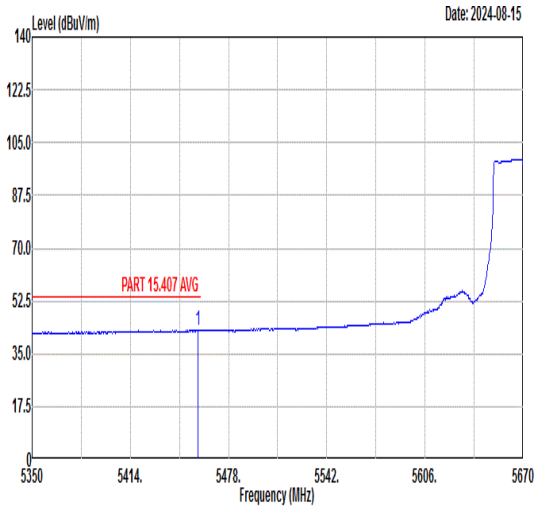 Freq Level Limit Line Margin Read Level Ant Factor Cable Loss Preamp Factor APos TPos Remark MHz dBuV/m dBuV/m dB dBuV dB/m dB dB cm deg 1 5458.16 42.99 54.00 -11.01 29.98 35.93 9.69 32.61 277 265 AVERAGE	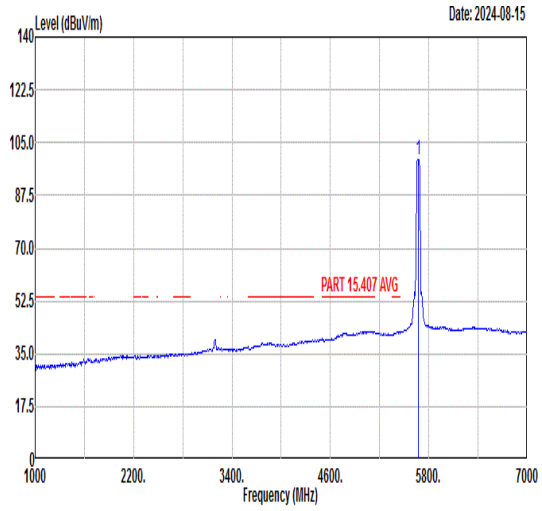 Freq Level Limit Line Margin Read Level Ant Factor Cable Loss Preamp Factor APos TPos Remark MHz dBuV/m dBuV/m dB dBuV dB/m dB dB cm deg 1 5670.00 99.49 ------ ------ 86.11 36.14 9.91 32.67 277 265 AVERAGE

Mode	174	
	Band Edge - R	
	U-NII-2C_5.47-5.725_802.11ax HE40_CH134_Full RU_5670MHz	
ANT	SISO 14	
Pol.	Vertical	Fundamental
Peak	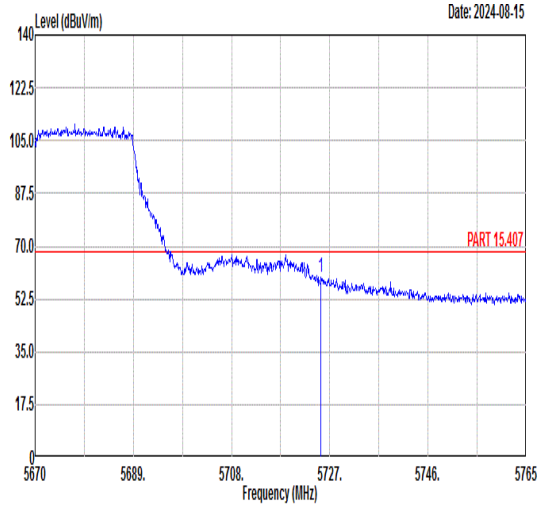 Freq Level Limit Line Margin Read Level Ant Factor Cable Loss Preamp Factor APos TPos Remark MHz dBuV/m dBuV/m dB dBuV dB/m dB dB cm deg 1 5725.29 59.89 68.30 -8.41 46.34 36.22 10.02 32.69 277 265 PEAK	Blank

Mode	175	
	Band Edge - L	
	U-NII-1_5.15-5.25_802.11ax HE80_CH42_Full RU_5210MHz	
ANT	SISO 14	
Pol.	Horizontal	Fundamental
Peak	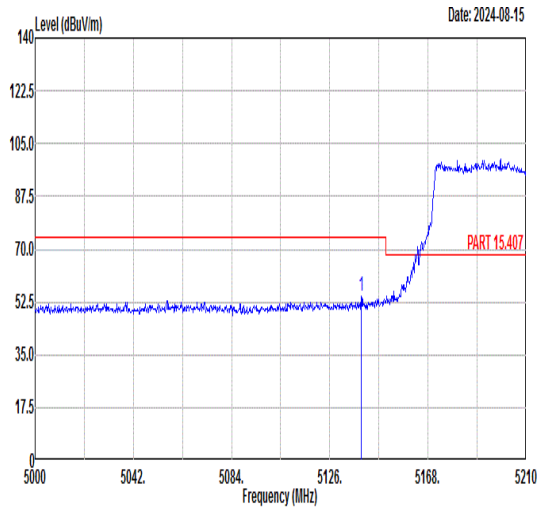 Freq Level Limit Line Margin Read Level Ant Factor Cable Loss Preamp Factor APos TPos Remark MHz dBuV/m dBuV/m dB dBuV dB/m dB dB cm deg 1 5139.44 54.44 74.00 -19.56 42.47 36.12 8.52 32.67 101 310 PEAK	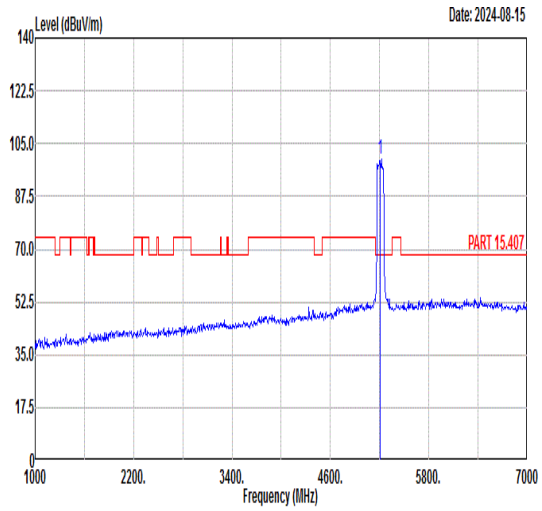 Freq Level Limit Line Margin Read Level Ant Factor Cable Loss Preamp Factor APos TPos Remark MHz dBuV/m dBuV/m dB dBuV dB/m dB dB cm deg 1 5210.00 99.82 ------ ------ 87.70 36.07 8.71 32.66 101 310 PEAK
Avg	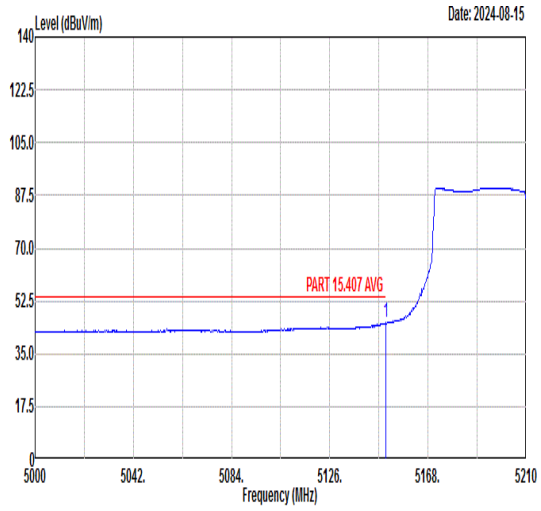 Freq Level Limit Line Margin Read Level Ant Factor Cable Loss Preamp Factor APos TPos Remark MHz dBuV/m dBuV/m dB dBuV dB/m dB dB cm deg 1 5149.94 45.22 54.00 -8.78 33.24 36.11 8.54 32.67 101 310 AVERAGE	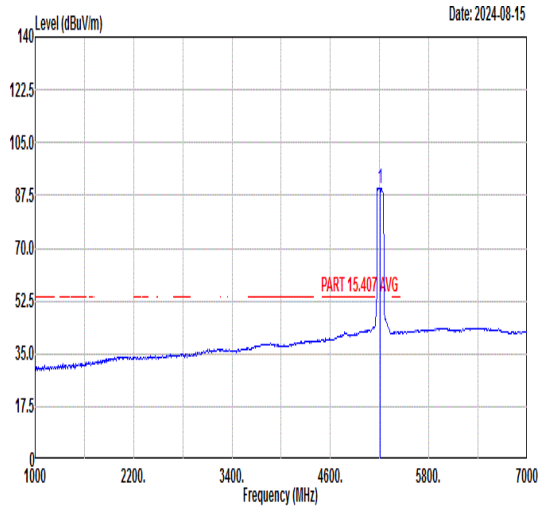 Freq Level Limit Line Margin Read Level Ant Factor Cable Loss Preamp Factor APos TPos Remark MHz dBuV/m dBuV/m dB dBuV dB/m dB dB cm deg 1 5210.00 90.00 ------ ------ 77.95 36.08 8.63 32.66 101 310 AVERAGE

Mode	175	
	Band Edge - R	
	U-NII-1_5.15-5.25_802.11ax HE80_CH42_Full RU_5210MHz	
ANT	SISO 14	
Pol.	Horizontal	Fundamental
Peak	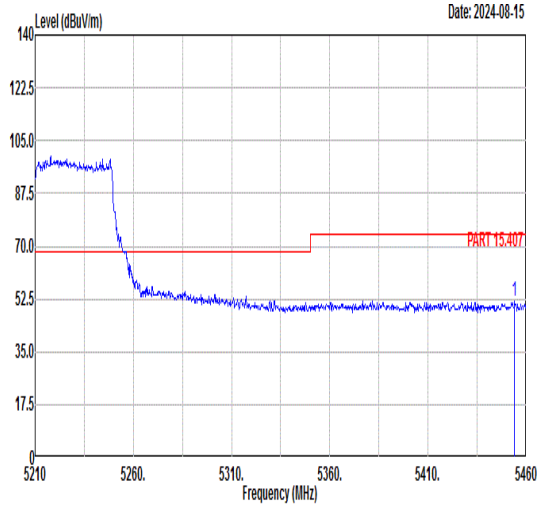 Freq Level Limit Line Margin Read Level Ant Factor Cable Loss Preamp Factor APos TPos Remark MHz dBuV/m dBuV/m dB dBuV dB/m dB dB cm deg 1 5454.00 51.87 74.00 -22.13 38.87 35.93 9.68 32.61 101 310 PEAK	Blank
Avg	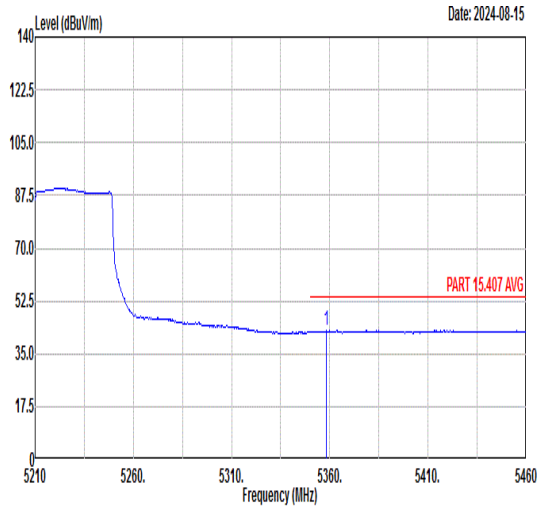 Freq Level Limit Line Margin Read Level Ant Factor Cable Loss Preamp Factor APos TPos Remark MHz dBuV/m dBuV/m dB dBuV dB/m dB dB cm deg 1 5358.25 42.77 54.00 -11.23 30.00 35.99 9.41 32.63 101 310 AVERAGE	Blank

Mode	175	
	Band Edge - L	
	U-NII-1_5.15-5.25_802.11ax HE80_CH42_Full RU_5210MHz	
ANT	SISO 14	
Pol.	Vertical	Fundamental
Peak	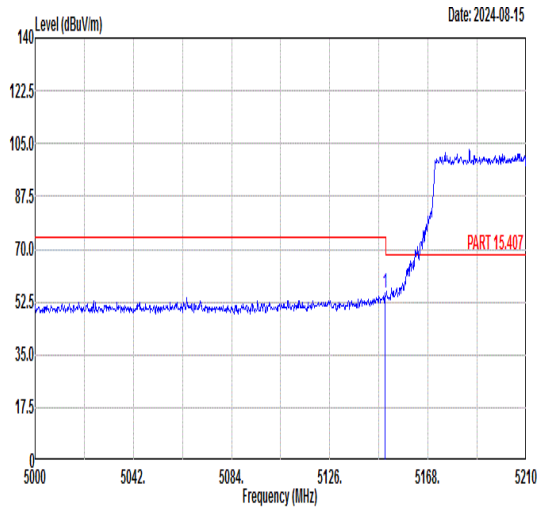 Freq Level Limit Line Margin Read Level Ant Factor Cable Loss Preamp Factor APos TPos Remark MHz dBuV/m dBuV/m dB dBuV dB/m dB dB cm deg 1 5149.52 55.40 74.00 -18.60 43.43 36.11 8.53 32.67 297 290 PEAK	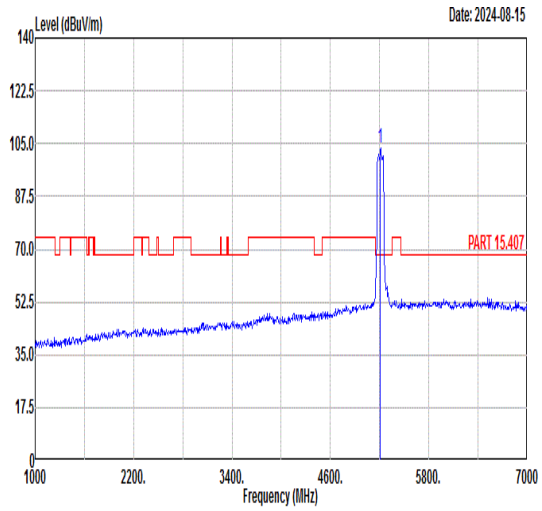 Freq Level Limit Line Margin Read Level Ant Factor Cable Loss Preamp Factor APos TPos Remark MHz dBuV/m dBuV/m dB dBuV dB/m dB dB cm deg 1 5210.00 103.30 ------ ------ 91.24 36.07 8.65 32.66 297 290 PEAK
Avg	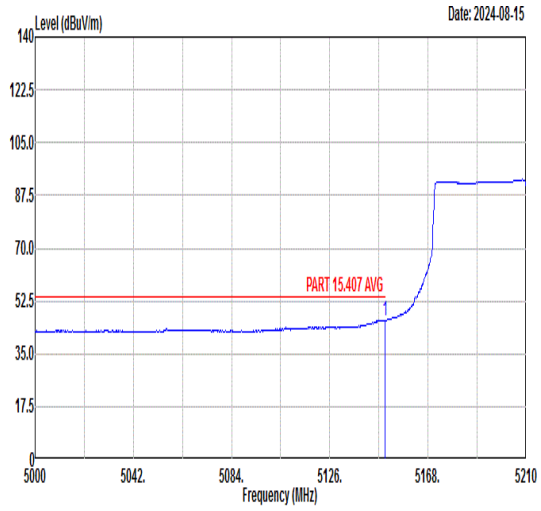 Freq Level Limit Line Margin Read Level Ant Factor Cable Loss Preamp Factor APos TPos Remark MHz dBuV/m dBuV/m dB dBuV dB/m dB dB cm deg 1 5149.52 46.22 54.00 -7.78 34.25 36.11 8.53 32.67 297 290 AVERAGE	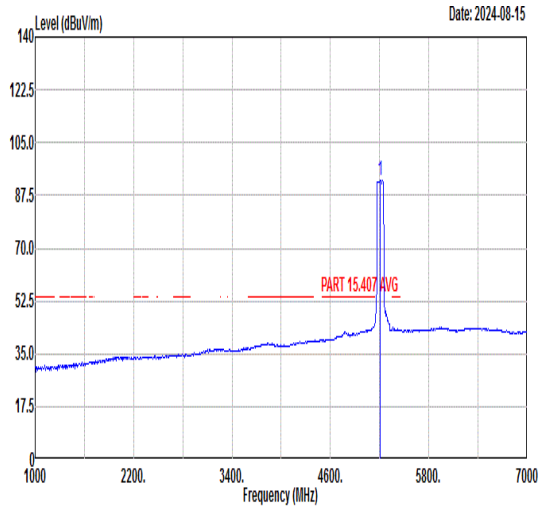 Freq Level Limit Line Margin Read Level Ant Factor Cable Loss Preamp Factor APos TPos Remark MHz dBuV/m dBuV/m dB dBuV dB/m dB dB cm deg 1 5210.00 92.60 ------ ------ 80.54 36.07 8.65 32.66 297 290 AVERAGE

Mode	175	
	Band Edge - R	
	U-NII-1_5.15-5.25_802.11ax HE80_CH42_Full RU_5210MHz	
ANT	SISO 14	
Pol.	Vertical	Fundamental
Peak	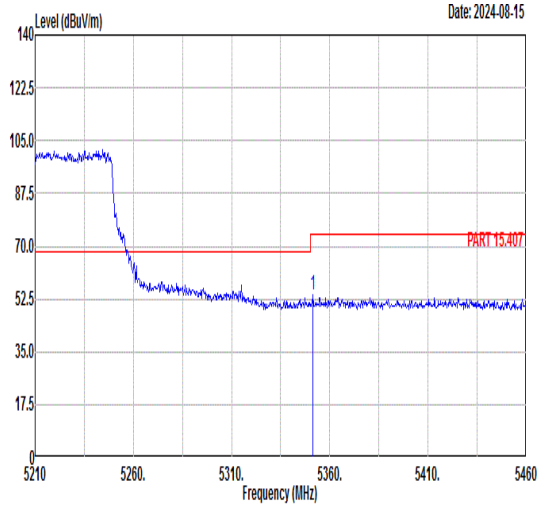 Freq Level Limit Line Margin Read Level Ant Factor Cable Loss Preamp Factor APos TPos Remark MHz dBuV/m dBuV/m dB dBuV dB/m dB dB cm deg 1 5351.50 53.75 74.00 -20.25 41.02 35.99 9.37 32.63 297 290 PEAK	Blank
Avg	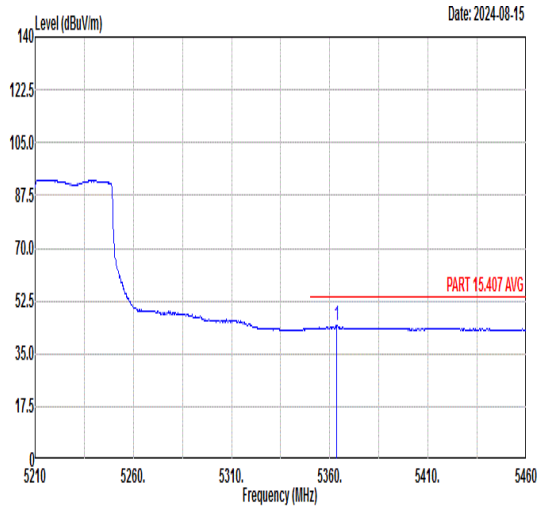 Freq Level Limit Line Margin Read Level Ant Factor Cable Loss Preamp Factor APos TPos Remark MHz dBuV/m dBuV/m dB dBuV dB/m dB dB cm deg 1 5363.50 44.33 54.00 -9.67 31.55 35.98 9.43 32.63 297 290 AVERAGE	Blank

Mode	176	
	Band Edge - L	
	U-NII-2A_5.25-5.35_802.11ax HE80_CH58_Full RU_5290MHz	
ANT	SISO 14	
Pol.	Horizontal	Fundamental
Peak	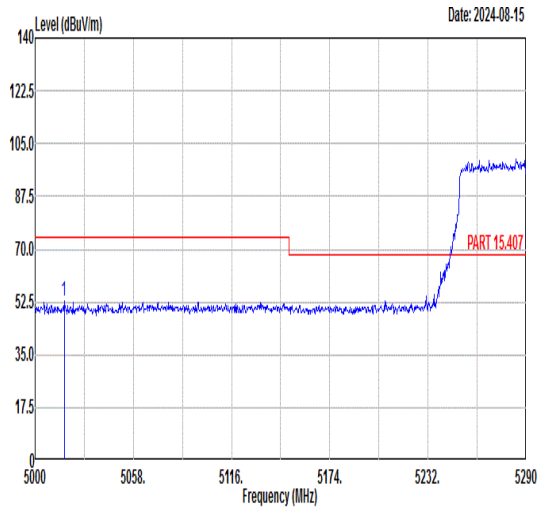 Freq Level Limit Line Margin Read Level Ant Factor Cable Loss Preamp Factor APos TPos Remark MHz dBuV/m dBuV/m dB dBuV dB/m dB dB cm deg 1 5017.11 52.90 74.00 -21.10 41.12 36.19 8.29 32.70 200 307 PEAK	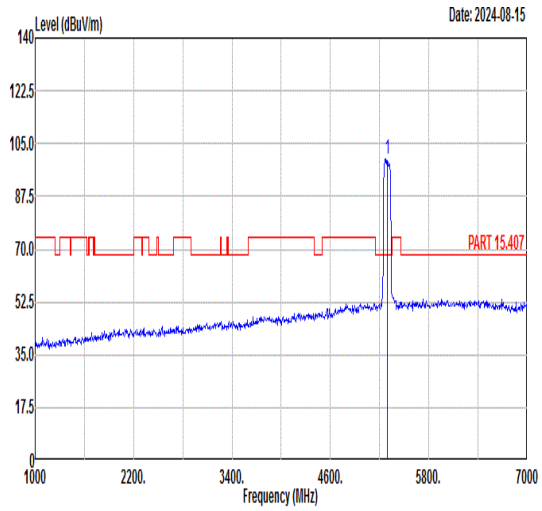 Freq Level Limit Line Margin Read Level Ant Factor Cable Loss Preamp Factor APos TPos Remark MHz dBuV/m dBuV/m dB dBuV dB/m dB dB cm deg 1 5290.00 99.70 ------ ------ 87.38 36.04 8.93 32.65 200 307 PEAK
Avg	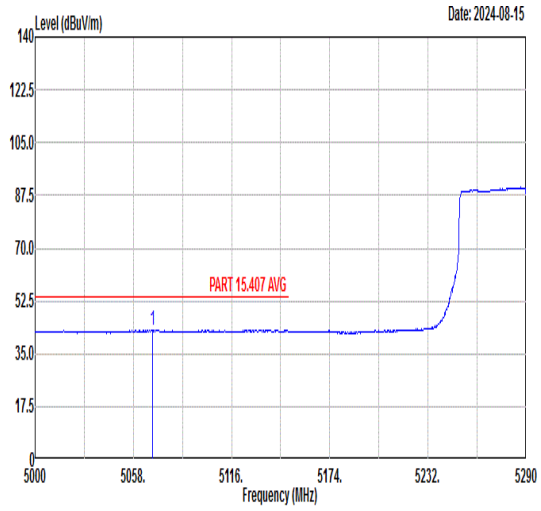 Freq Level Limit Line Margin Read Level Ant Factor Cable Loss Preamp Factor APos TPos Remark MHz dBuV/m dBuV/m dB dBuV dB/m dB dB cm deg 1 5069.31 43.02 54.00 -10.98 31.16 36.16 8.39 32.69 200 307 AVERAGE	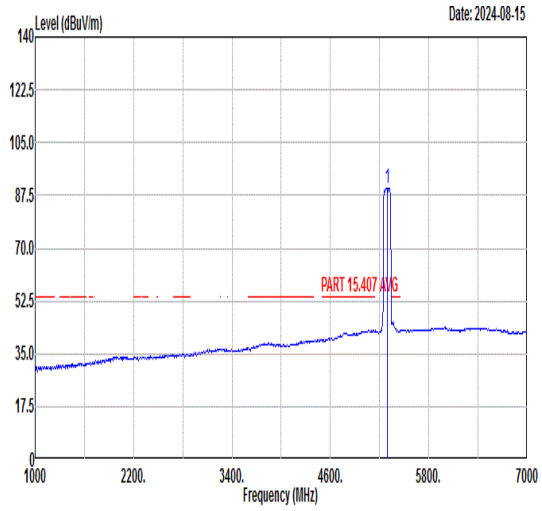 Freq Level Limit Line Margin Read Level Ant Factor Cable Loss Preamp Factor APos TPos Remark MHz dBuV/m dBuV/m dB dBuV dB/m dB dB cm deg 1 5290.00 89.91 ------ ------ 77.47 36.03 9.05 32.64 200 307 AVERAGE

Mode	176	
	Band Edge - R	
	U-NII-2A_5.25-5.35_802.11ax HE80_CH58_Full RU_5290MHz	
ANT	SISO 14	
Pol.	Horizontal	Fundamental
Peak	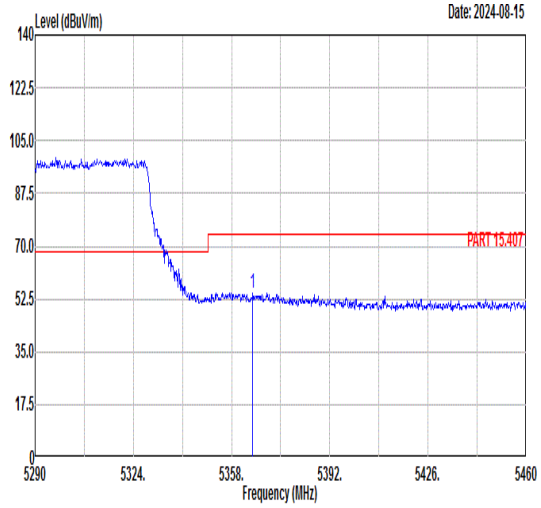 Freq Level Limit Line Margin Read Level Ant Factor Cable Loss Preamp Factor APos TPos Remark MHz dBuV/m dBuV/m dB dBuV dB/m dB dB cm deg 1 5365.31 54.62 74.00 -19.38 41.83 35.98 9.44 32.63 200 307 PEAK	Blank
Avg	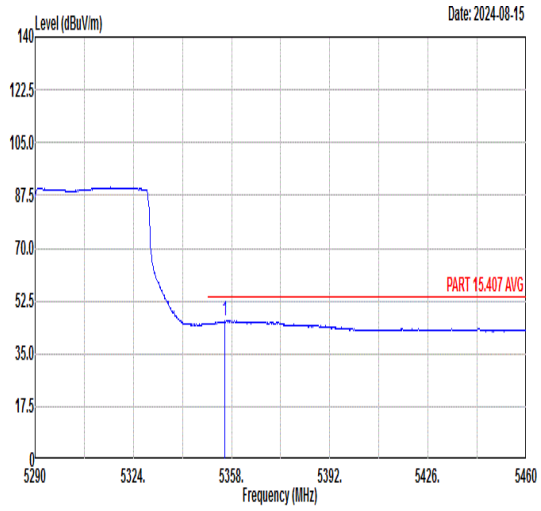 Freq Level Limit Line Margin Read Level Ant Factor Cable Loss Preamp Factor APos TPos Remark MHz dBuV/m dBuV/m dB dBuV dB/m dB dB cm deg 1 5355.62 46.08 54.00 -7.92 33.33 35.99 9.39 32.63 200 307 AVERAGE	Blank

Mode	176	
	Band Edge - L	
	U-NII-2A_5.25-5.35_802.11ax HE80_CH58_Full RU_5290MHz	
ANT	SISO 14	
Pol.	Vertical	Fundamental
Peak	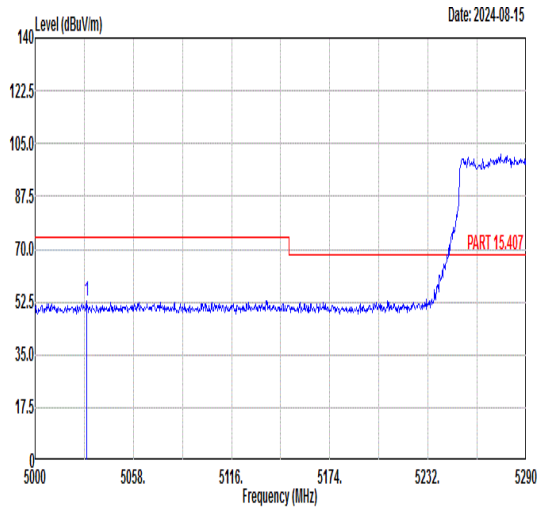 Freq Level Limit Line Margin Read Level Ant Factor Cable Loss Preamp Factor APos TPos Remark 1 5030.45 53.04 74.00 -20.96 41.24 36.18 8.31 32.69 300 277 PEAK	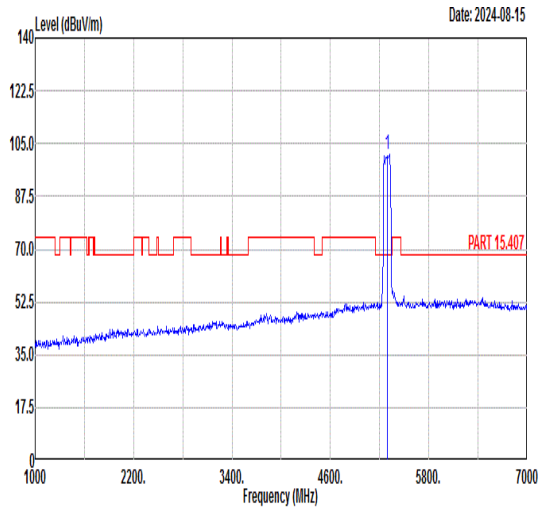 Freq Level Limit Line Margin Read Level Ant Factor Cable Loss Preamp Factor APos TPos Remark 1 5290.00 101.30 ------ ------ 88.72 36.01 9.21 32.64 300 277 PEAK
Avg	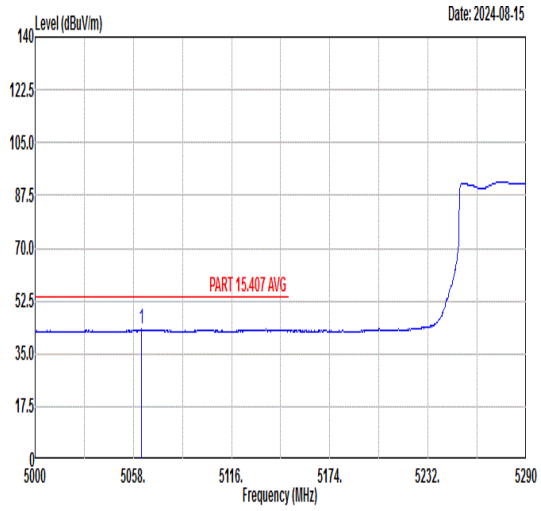 Freq Level Limit Line Margin Read Level Ant Factor Cable Loss Preamp Factor APos TPos Remark 1 5062.64 43.11 54.00 -10.89 31.27 36.16 8.37 32.69 300 277 AVERAGE	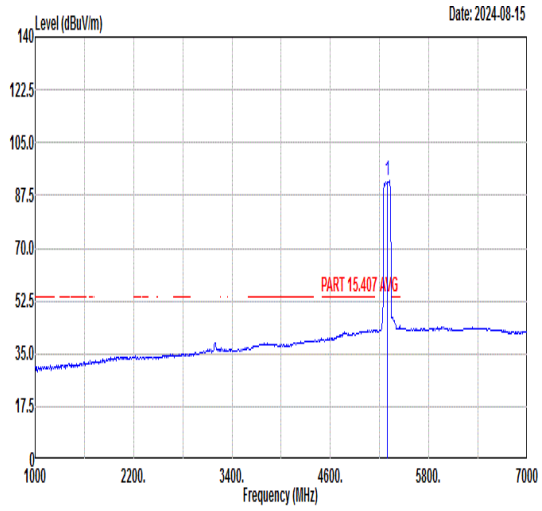 Freq Level Limit Line Margin Read Level Ant Factor Cable Loss Preamp Factor APos TPos Remark 1 5290.00 92.19 ------ ------ 79.61 36.01 9.21 32.64 300 277 AVERAGE

Mode	176	
	Band Edge - R	
	U-NII-2A_5.25-5.35_802.11ax HE80_CH58_Full RU_5290MHz	
ANT	SISO 14	
Pol.	Vertical	Fundamental
Peak	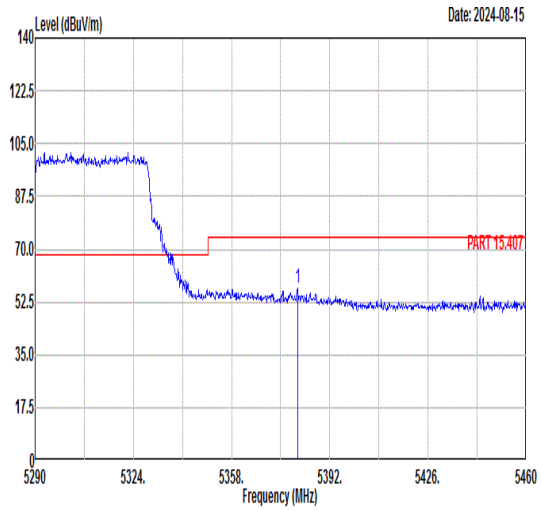 Freq Level Limit Line Margin Read Level Ant Factor Cable Loss Preamp Factor APos TPos Remark MHz dBuV/m dBuV/m dB dBuV dB/m dB dB cm deg 1 5380.78 56.83 74.00 -17.17 43.96 35.97 9.52 32.62 300 277 PEAK	Blank
Avg	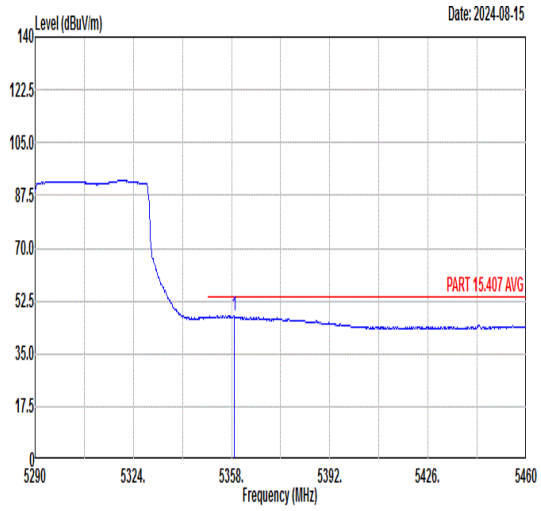 Freq Level Limit Line Margin Read Level Ant Factor Cable Loss Preamp Factor APos TPos Remark MHz dBuV/m dBuV/m dB dBuV dB/m dB dB cm deg 1 5358.85 47.56 54.00 -6.44 34.80 35.98 9.41 32.63 300 277 AVERAGE	Blank

Mode	177
	Band Edge - L
	U-NII-2C_5.47-5.725_802.11ax HE80_CH106_Full RU_5530MHz
ANT	SISO 14

Pol.	Horizontal	Fundamental
Peak	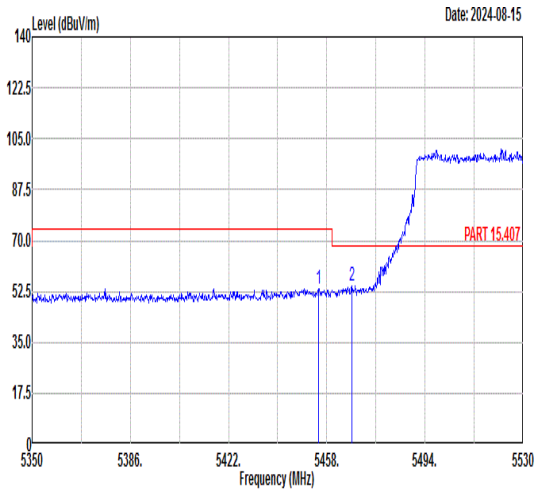 Freq Level Limit Line Margin Read Level Ant Factor Cable Loss Preamp Factor APos TPos Remark 1 5455.12 53.61 74.00 -20.39 40.61 35.93 9.68 32.61 200 247 PEAK 2 5467.18 54.58 68.30 -13.72 41.58 35.92 9.69 32.61 200 247 PEAK	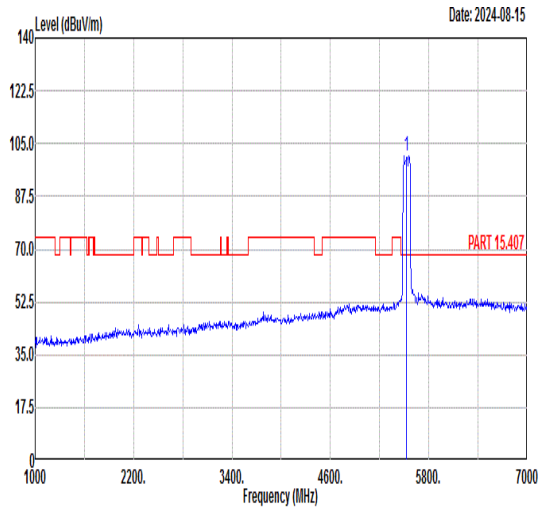 Freq Level Limit Line Margin Read Level Ant Factor Cable Loss Preamp Factor APos TPos Remark 1 5530.00 100.79 ------ ------ 87.79 35.90 9.70 32.60 200 247 PEAK
Avg	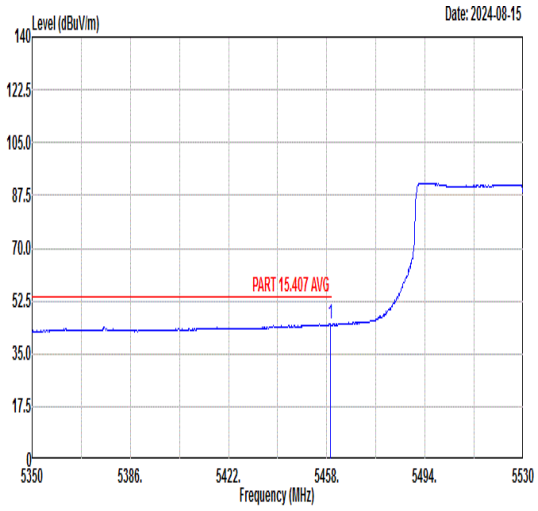 Freq Level Limit Line Margin Read Level Ant Factor Cable Loss Preamp Factor APos TPos Remark 1 5459.26 44.79 54.00 -9.21 31.79 35.92 9.69 32.61 200 247 AVERAGE	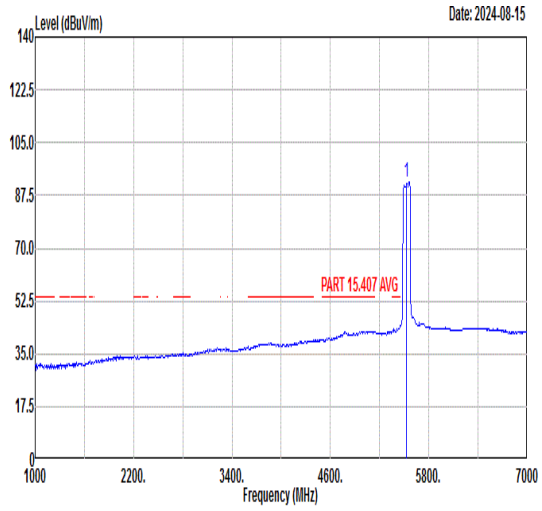 Freq Level Limit Line Margin Read Level Ant Factor Cable Loss Preamp Factor APos TPos Remark 1 5530.00 91.82 ------ ------ 78.72 35.99 9.74 32.63 200 247 AVERAGE

Mode	177	
	Band Edge - R	
	U-NII-2C_5.47-5.725_802.11ax HE80_CH106_Full RU_5530MHz	
ANT	SISO 14	
Pol.	Horizontal	Fundamental
Peak	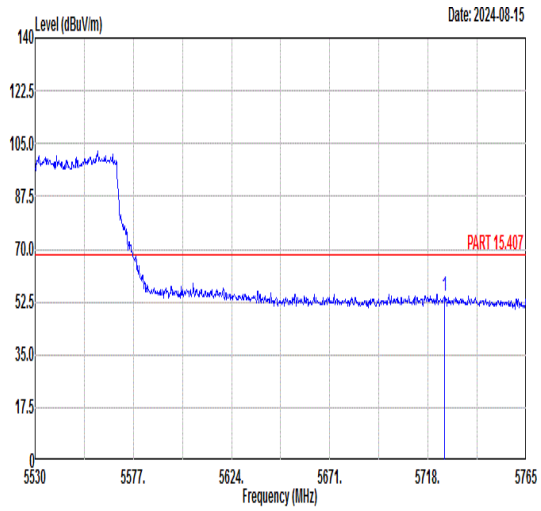 Freq Level Limit Line Margin Read Level Ant Factor Cable Loss Preamp Factor APos TPos Remark MHz dBuV/m dBuV/m dB dBuV dB/m dB dB cm deg 1 5725.99 54.23 68.30 -14.07 40.68 36.22 10.02 32.69 200 247 PEAK	Blank

Mode	177	
	Band Edge - L	
	U-NII-2C_5.47-5.725_802.11ax HE80_CH106_Full RU_5530MHz	
ANT	SISO 14	
Pol.	Vertical	Fundamental
Peak	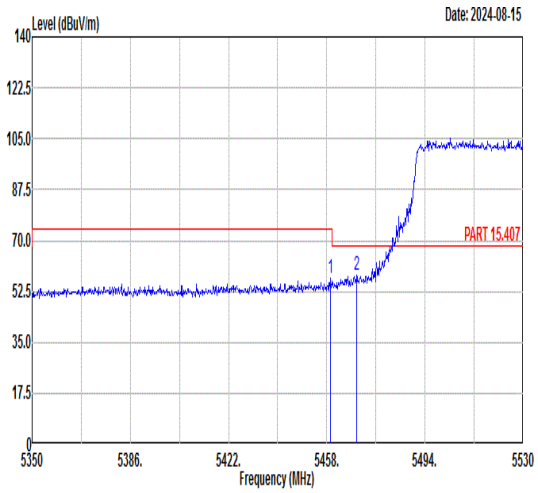 Freq Level Limit Line Margin Read Level Ant Factor Cable Loss Preamp Factor APos TPos Remark MHz dBuV/m dBuV/m dB dBuV dB/m dB dB cm deg 1 5459.26 56.88 74.00 -17.12 43.88 35.92 9.69 32.61 297 278 PEAK 2 5468.98 58.00 68.30 -10.30 45.00 35.92 9.69 32.61 297 278 PEAK	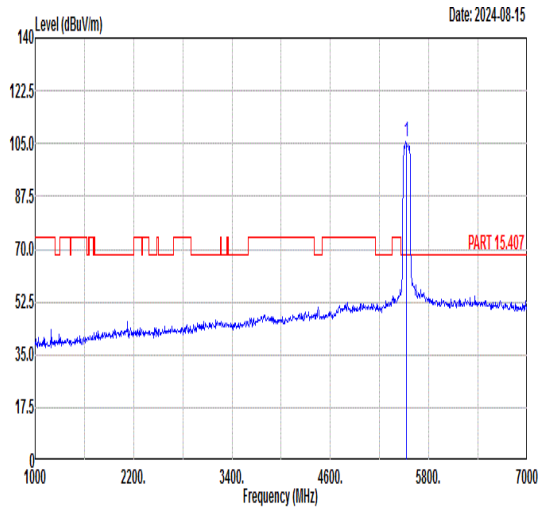 Freq Level Limit Line Margin Read Level Ant Factor Cable Loss Preamp Factor APos TPos Remark MHz dBuV/m dBuV/m dB dBuV dB/m dB dB cm deg 1 5530.00 105.54 ------ ------ 92.50 35.93 9.72 32.61 297 278 PEAK
Avg	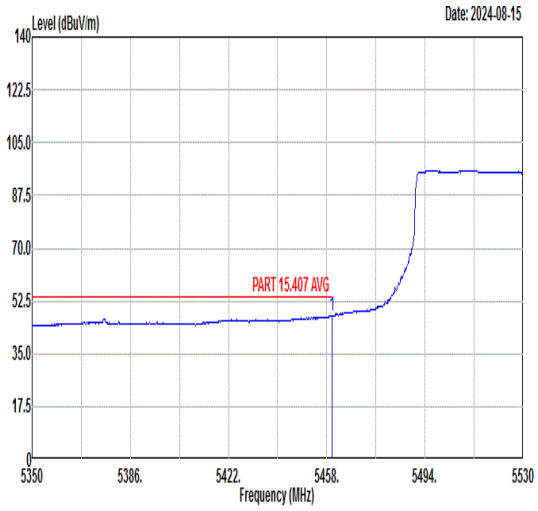 Freq Level Limit Line Margin Read Level Ant Factor Cable Loss Preamp Factor APos TPos Remark MHz dBuV/m dBuV/m dB dBuV dB/m dB dB cm deg 1 5459.98 47.72 54.00 -6.28 34.72 35.92 9.69 32.61 297 278 AVERAGE	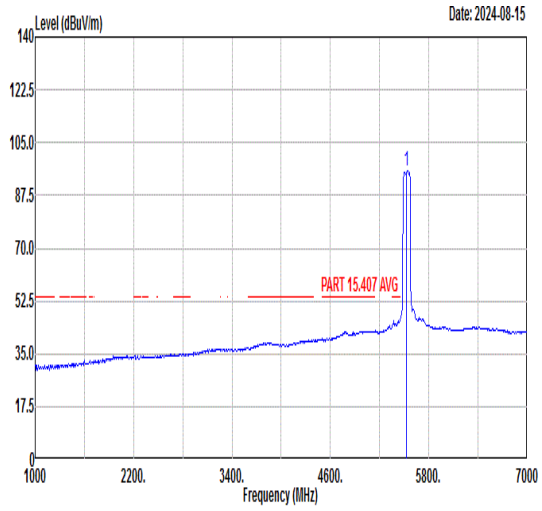 Freq Level Limit Line Margin Read Level Ant Factor Cable Loss Preamp Factor APos TPos Remark MHz dBuV/m dBuV/m dB dBuV dB/m dB dB cm deg 1 5530.00 95.70 ------ ------ 82.63 35.96 9.73 32.62 297 278 AVERAGE

Mode	177	
	Band Edge - R	
	U-NII-2C_5.47-5.725_802.11ax HE80_CH106_Full RU_5530MHz	
ANT	SISO 14	
Pol.	Vertical	Fundamental
Peak	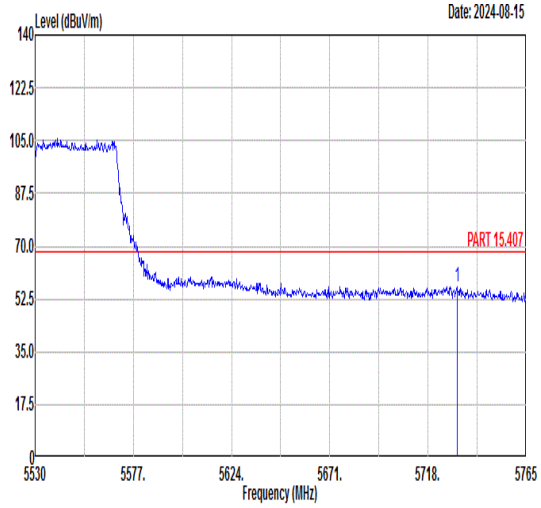 Freq Level Limit Line Margin Read Level Ant Factor Cable Loss Preamp Factor APos TPos Remark MHz dBuV/m dBuV/m dB dBuV dB/m dB dB cm deg 1 5731.87 56.77 68.30 -11.53 43.21 36.22 10.03 32.69 297 278 PEAK	Blank

Mode	178	
	Band Edge - L	
	U-NII-2C_5.47-5.725_802.11ax HE80_CH122_Full RU_5610MHz	
ANT	SISO 14	
Pol.	Horizontal	Fundamental
Peak	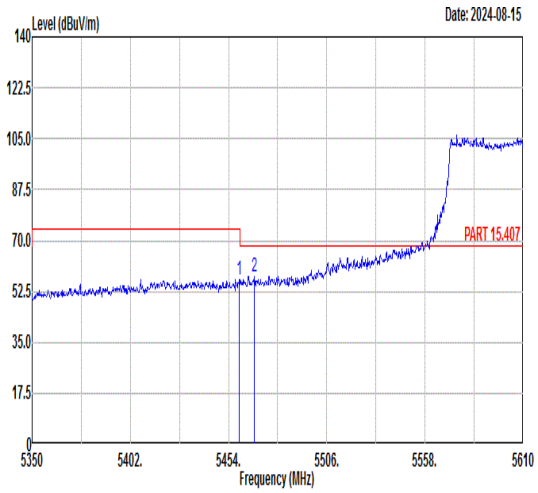 Freq Level Limit Line Margin Read Level Ant Factor Cable Loss Preamp Factor APos TPos Remark MHz dBuV/m dBuV/m dB dBuV dB/m dB dB cm deg 1 5459.72 56.38 74.00 -17.62 43.38 35.92 9.69 32.61 222 303 PEAK 2 5467.52 57.81 68.30 -10.49 44.81 35.92 9.69 32.61 222 303 PEAK	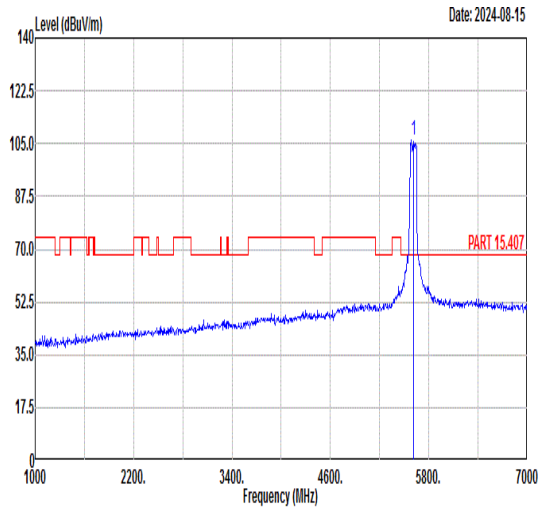 Freq Level Limit Line Margin Read Level Ant Factor Cable Loss Preamp Factor APos TPos Remark MHz dBuV/m dBuV/m dB dBuV dB/m dB dB cm deg 1 5610.00 106.11 ------ ------ 92.97 36.02 9.75 32.63 222 303 PEAK
Avg	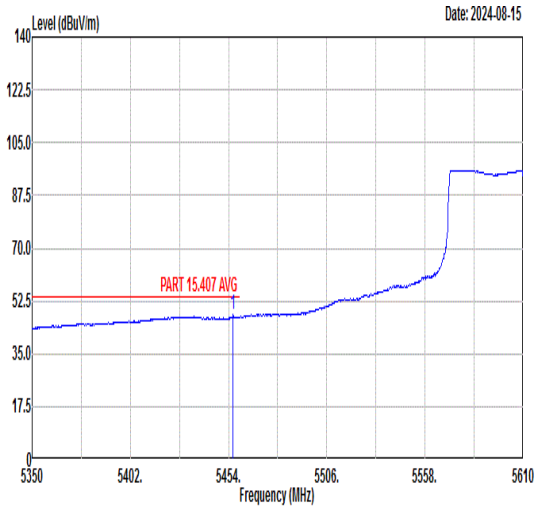 Freq Level Limit Line Margin Read Level Ant Factor Cable Loss Preamp Factor APos TPos Remark MHz dBuV/m dBuV/m dB dBuV dB/m dB dB cm deg 1 5456.34 47.91 54.00 -6.09 34.90 35.93 9.69 32.61 222 303 AVERAGE	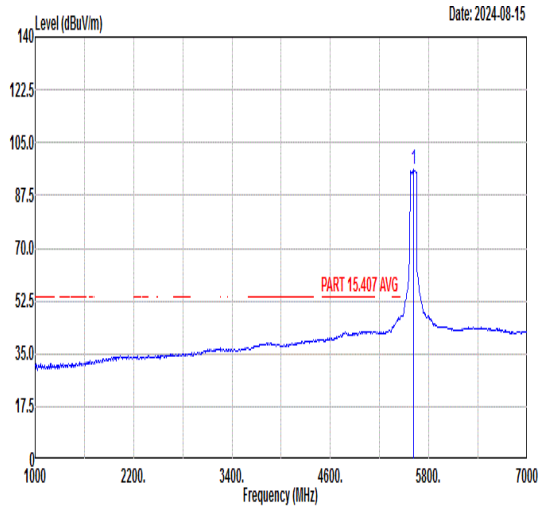 Freq Level Limit Line Margin Read Level Ant Factor Cable Loss Preamp Factor APos TPos Remark MHz dBuV/m dBuV/m dB dBuV dB/m dB dB cm deg 1 5610.00 95.93 ------ ------ 82.73 36.06 9.79 32.65 222 303 AVERAGE

Mode	178	
	Band Edge - R	
	U-NII-2C_5.47-5.725_802.11ax HE80_CH122_Full RU_5610MHz	
ANT	SISO 14	
Pol.	Horizontal	Fundamental
Peak	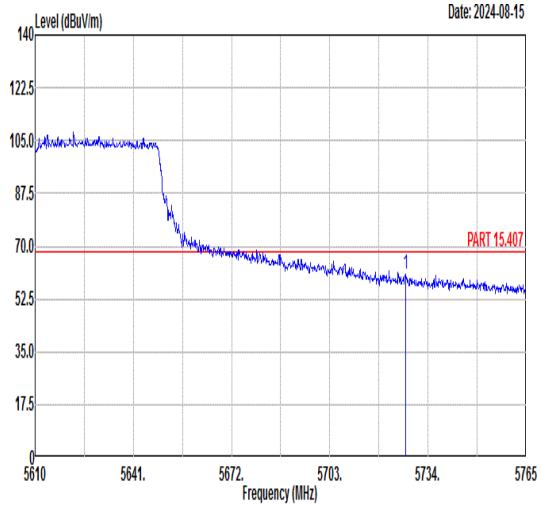 Freq Level Limit Line Margin Read Level Ant Factor Cable Loss Preamp Factor APos TPos Remark MHz dBuV/m dBuV/m dB dBuV dB/m dB dB cm deg 1 5726.87 60.64 68.30 -7.66 47.09 36.22 10.02 32.69 222 303 PEAK	Blank

Mode	178	
	Band Edge - L	
	U-NII-2C_5.47-5.725_802.11ax HE80_CH122_Full RU_5610MHz	
ANT	SISO 14	
Pol.	Vertical	Fundamental
Peak	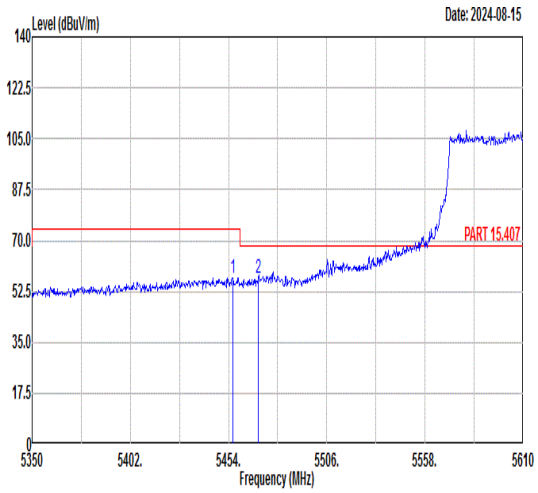 Freq Level Limit Line Margin Read Level Ant Factor Cable Loss Preamp Factor APos TPos Remark 1 5456.34 57.26 74.00 -16.74 44.25 35.93 9.69 32.61 336 266 PEAK 2 5469.86 57.15 68.30 -11.15 44.15 35.92 9.69 32.61 336 266 PEAK	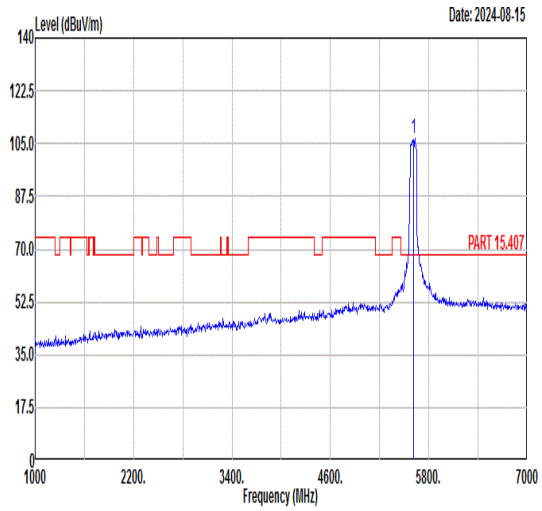 Freq Level Limit Line Margin Read Level Ant Factor Cable Loss Preamp Factor APos TPos Remark 1 5610.00 106.47 ------ ------ 93.22 36.08 9.82 32.65 336 266 PEAK
Avg	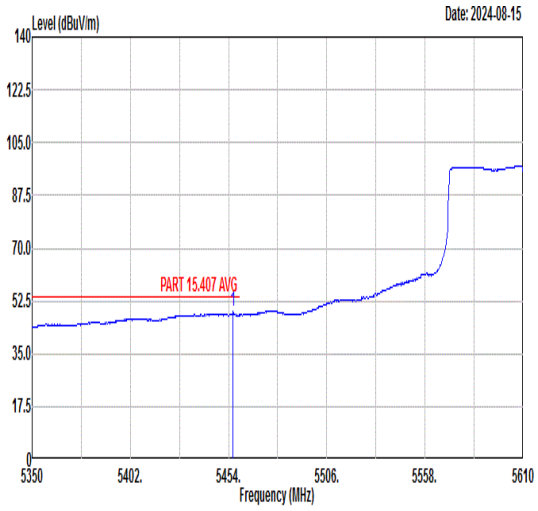 Freq Level Limit Line Margin Read Level Ant Factor Cable Loss Preamp Factor APos TPos Remark 1 5456.34 48.91 54.00 -5.09 35.90 35.93 9.69 32.61 336 266 AVERAGE	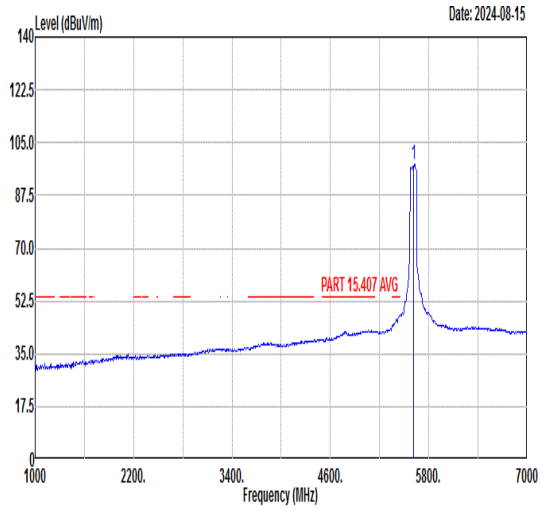 Freq Level Limit Line Margin Read Level Ant Factor Cable Loss Preamp Factor APos TPos Remark 1 5610.00 97.66 ------ ------ 84.41 36.08 9.82 32.65 336 266 AVERAGE

Mode	178	
	Band Edge - R	
	U-NII-2C_5.47-5.725_802.11ax HE80_CH122_Full RU_5610MHz	
ANT	SISO 14	
Pol.	Vertical	Fundamental
Peak	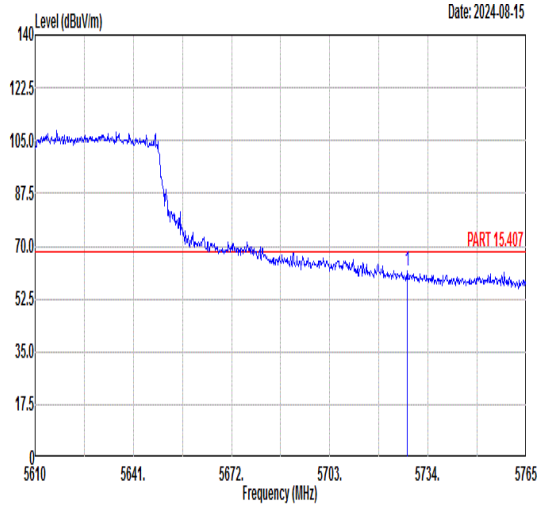 Freq Level Limit Line Margin Read Level Ant Factor Cable Loss Preamp Factor APos TPos Remark MHz dBuV/m dBuV/m dB dBuV dB/m dB dB cm deg 1 5727.34 61.77 68.30 -6.53 48.22 36.22 10.02 32.69 336 266 PEAK	Blank

Mode	178	
	Harmonic	
	U-NII-2C_5.47-5.725_802.11ax HE80_CH122_Full RU_5610MHz	
ANT	SISO 14	
Pol.	Horizontal	Vertical
Peak Avg	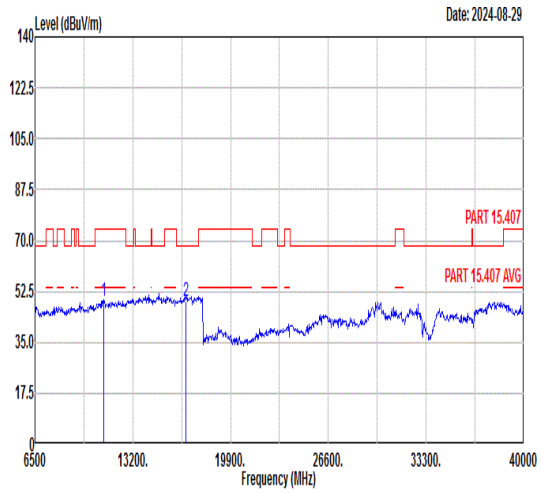 Freq Level Limit Line Margin Read Level Ant Factor Cable Loss Preamp Factor APos TPos Remark MHz dBuV/m dBuV/m dB dBuV dB/m dB dB cm deg 1 11220.00 49.34 74.00 -24.66 61.00 39.09 12.68 63.43 --- --- Peak 2 16830.00 49.15 68.30 -19.15 57.23 41.51 15.41 65.00 --- --- Peak	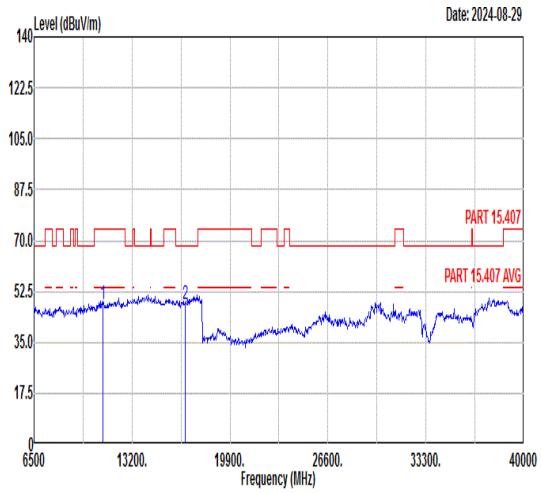 Freq Level Limit Line Margin Read Level Ant Factor Cable Loss Preamp Factor APos TPos Remark MHz dBuV/m dBuV/m dB dBuV dB/m dB dB cm deg 1 11220.00 47.93 74.00 -26.07 59.59 39.09 12.68 63.43 --- --- Peak 2 16830.00 47.85 68.30 -20.45 55.93 41.51 15.41 65.00 --- --- Peak

Mode	181	
	Band Edge	
	U-NII-3_5.725-5.85_802.11ax HE20_CH149_Full RU_5745MHz	
ANT	SISO 14	
Pol.	Horizontal	Fundamental
Peak	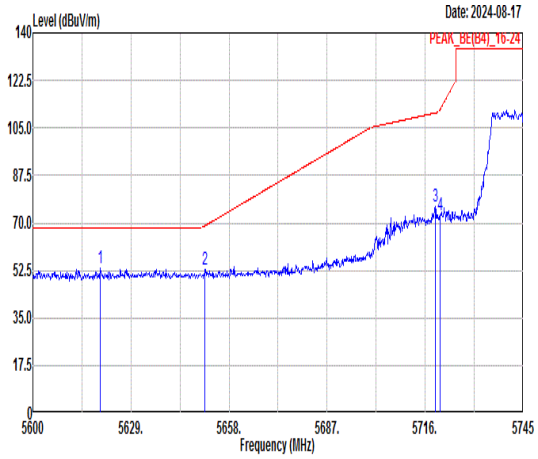 Freq Level Limit Line Margin (dB) Read Level Ant Factor Cable Loss Preamp Factor APos TPos Remark MHz dBuV/m dBuV/m dBuV dB/m dB dB cm deg 1 5620.01 53.26 68.30 -15.04 40.04 36.07 9.80 32.65 214 302 PEAK 2 5650.90 52.85 68.96 -16.11 39.54 36.11 9.86 32.66 214 302 PEAK 3 5718.90 75.82 110.49 -34.67 62.29 36.21 10.01 32.69 214 302 PEAK 4 5720.35 73.12 111.60 -38.48 59.59 36.21 10.01 32.69 214 302 PEAK	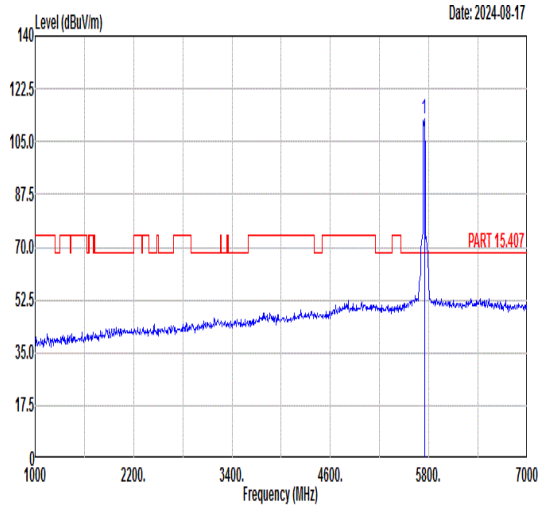 Freq Level Limit Line Margin (dB) Read Level Ant Factor Cable Loss Preamp Factor APos TPos Remark MHz dBuV/m dBuV/m dBuV dB/m dB dB cm deg 1 5745.00 112.52 ------ ------ 98.92 36.24 10.06 32.70 214 302 PEAK
Avg	Blank	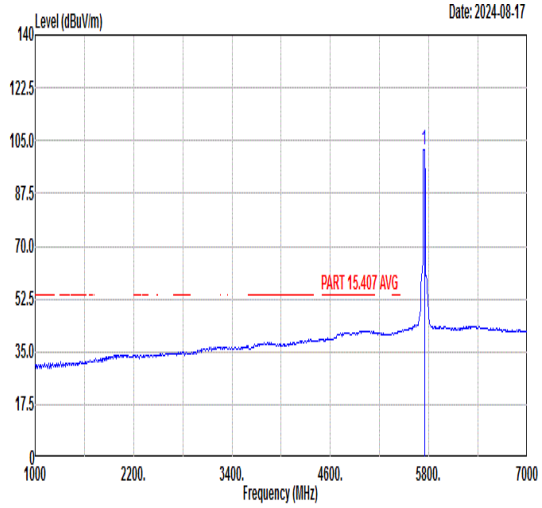 Freq Level Limit Line Margin (dB) Read Level Ant Factor Cable Loss Preamp Factor APos TPos Remark MHz dBuV/m dBuV/m dBuV dB/m dB dB cm deg 1 5745.00 101.82 ------ ------ 88.23 36.24 10.05 32.70 214 302 AVERAGE

Mode	181	
	Band Edge	
	U-NII-3_5.725-5.85_802.11ax HE20_CH149_Full RU_5745MHz	
ANT	SISO 14	
Pol.	Vertical	Fundamental
Peak	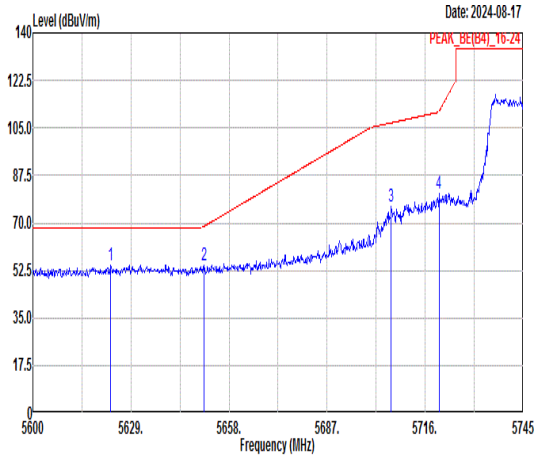 Freq Level Limit Line Margin (dB) Read Level Ant Factor Cable Loss Preamp Factor APos TPos Remark MHz dBuV/m dBuV/m dBuV dB/m dB dB cm deg 1 5622.91 54.50 68.30 -13.80 41.28 36.07 9.80 32.65 263 277 PEAK 2 5650.61 54.38 68.75 -14.37 41.07 36.11 9.86 32.66 263 277 PEAK 3 5706.00 76.00 106.88 -30.88 62.51 36.19 9.98 32.68 263 277 PEAK 4 5720.06 81.05 110.94 -29.89 67.52 36.21 10.01 32.69 263 277 PEAK	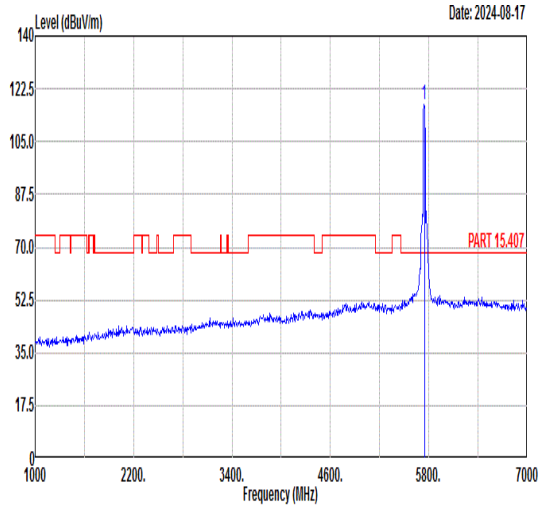 Freq Level Limit Line Margin (dB) Read Level Ant Factor Cable Loss Preamp Factor APos TPos Remark MHz dBuV/m dBuV/m dBuV dB/m dB dB cm deg 1 5745.00 117.19 ------ ------ 103.60 36.24 10.05 32.70 263 277 PEAK
Avg	Blank	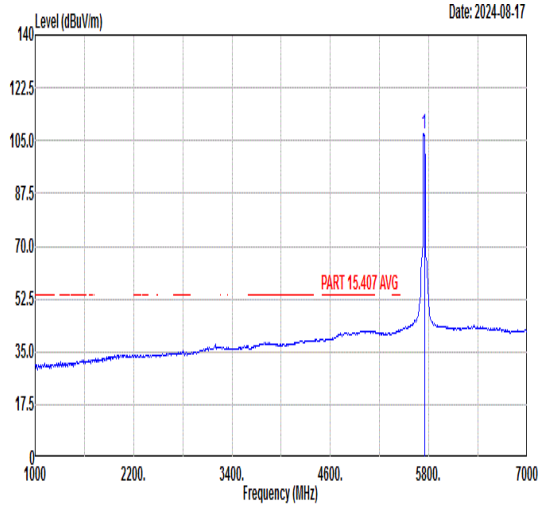 Freq Level Limit Line Margin (dB) Read Level Ant Factor Cable Loss Preamp Factor APos TPos Remark MHz dBuV/m dBuV/m dBuV dB/m dB dB cm deg 1 5745.00 107.20 ------ ------ 93.61 36.24 10.05 32.70 263 277 AVERAGE

Mode	181	
	Harmonic	
	U-NII-3_5.725-5.85_802.11ax HE20_CH149_Full RU_5745MHz	
ANT	SISO 14	
Pol.	Horizontal	Vertical
Peak Avg	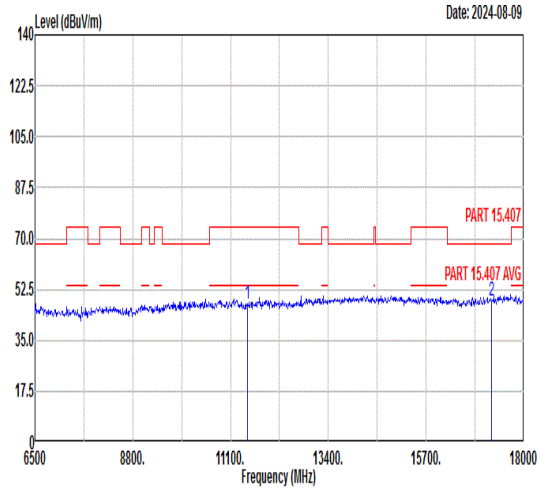 Freq Level Limit Line Margin Read Level Ant Factor Cable Loss Preamp Factor APos TPos Remark MHz dBuV/m dBuV/m dB dBuV dB/m dB dB cm deg 1 11490.00 47.45 74.00 -26.55 58.82 39.20 12.87 63.44 --- --- Peak 2 17235.00 48.51 68.30 -19.79 56.23 41.86 15.72 65.30 --- --- Peak	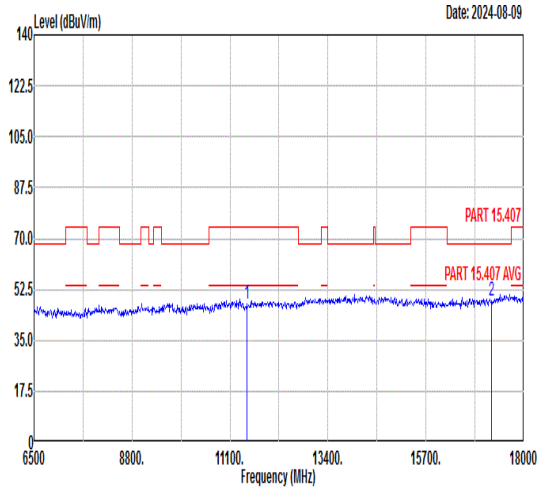 Freq Level Limit Line Margin Read Level Ant Factor Cable Loss Preamp Factor APos TPos Remark MHz dBuV/m dBuV/m dB dBuV dB/m dB dB cm deg 1 11490.00 47.29 74.00 -26.71 58.66 39.20 12.87 63.44 --- --- Peak 2 17235.00 48.40 68.30 -19.90 56.12 41.86 15.72 65.30 --- --- Peak

Mode	182	
	Harmonic	
	U-NII-3_5.725-5.85_802.11ax HE20_CH157_Full RU_5785MHz	
ANT	SISO 14	
Pol.	Horizontal	Vertical
Peak Avg	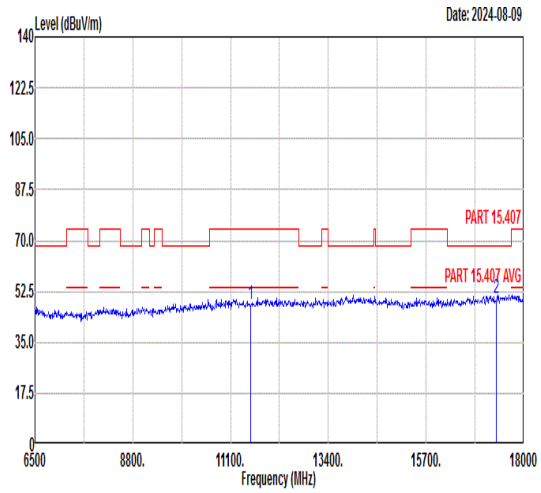 Freq Level Limit Line Margin Read Level Ant Factor Cable Loss Preamp Factor APos TPos Remark MHz dBuV/m dBuV/m dB dBuV dB/m dB dB cm deg 1 11570.00 48.28 74.00 -25.72 59.57 39.23 12.93 63.45 --- --- Peak 2 17355.00 50.01 68.30 -18.29 57.57 41.99 15.81 65.36 --- --- Peak	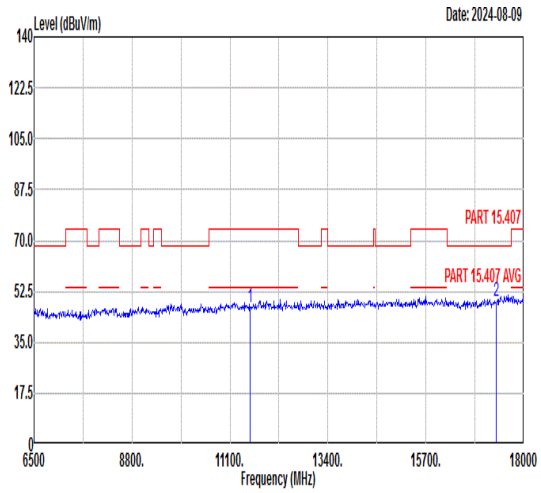 Freq Level Limit Line Margin Read Level Ant Factor Cable Loss Preamp Factor APos TPos Remark MHz dBuV/m dBuV/m dB dBuV dB/m dB dB cm deg 1 11570.00 47.11 74.00 -26.89 58.40 39.23 12.93 63.45 --- --- Peak 2 17355.00 48.93 68.30 -19.37 56.49 41.99 15.81 65.36 --- --- Peak

Mode	183	
	Band Edge	
	U-NII-3_5.725-5.85_802.11ax HE20_CH165_Full RU_5825MHz	
ANT	SISO 14	
Pol.	Horizontal	Fundamental
Peak	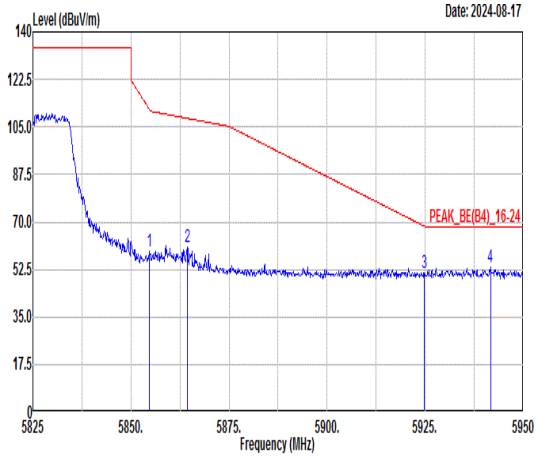 Freq Level Limit Line Margin (dB) Read Level Ant Factor Cable Loss Preamp Factor APos TPos Remark MHz dBuV/m dBuV/m dBuV dB/m dB dB cm deg 1 5854.63 59.13 111.65 -52.52 45.18 36.40 10.29 32.74 214 297 PEAK 2 5864.38 60.78 108.17 -47.39 46.81 36.41 10.31 32.75 214 297 PEAK 3 5924.75 51.40 68.48 -17.08 37.24 36.49 10.44 32.77 214 297 PEAK 4 5941.63 53.15 68.30 -15.15 38.94 36.52 10.47 32.78 214 297 PEAK	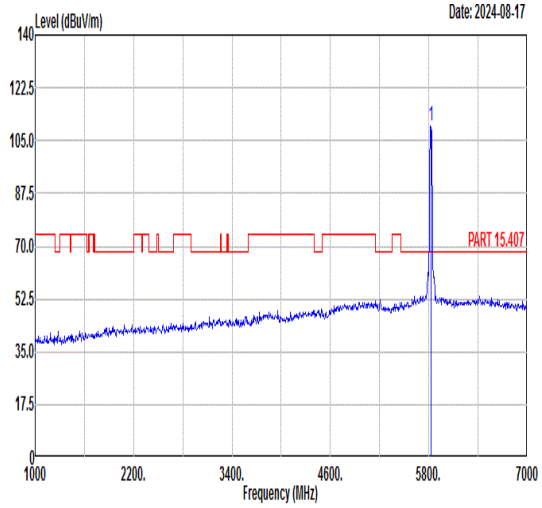 Freq Level Limit Line Margin (dB) Read Level Ant Factor Cable Loss Preamp Factor APos TPos Remark MHz dBuV/m dBuV/m dBuV dB/m dB dB cm deg 1 5825.00 109.93 ------ ------ 96.10 36.35 10.21 32.73 214 297 PEAK
Avg	Blank	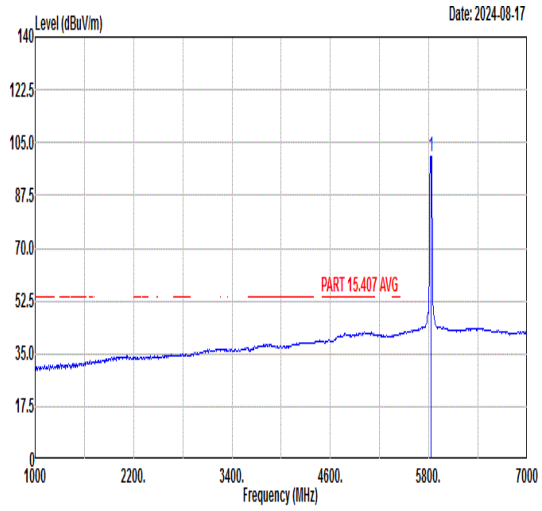 Freq Level Limit Line Margin (dB) Read Level Ant Factor Cable Loss Preamp Factor APos TPos Remark MHz dBuV/m dBuV/m dBuV dB/m dB dB cm deg 1 5825.00 100.50 ------ ------ 86.61 36.37 10.25 32.73 214 297 AVERAGE

Mode	183	
	Band Edge	
	U-NII-3_5.725-5.85_802.11ax HE20_CH165_Full RU_5825MHz	
ANT	SISO 14	
Pol.	Vertical	Fundamental
Peak	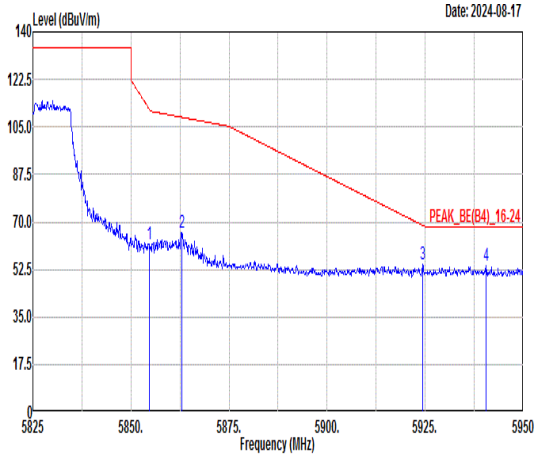 Freq Level Limit Line Margin (dB) Read Level Ant Factor Cable Loss Preamp Factor APos TPos Remark MHz dBuV/m dBuV/m dBuV dB/m dB dB cm deg 1 5854.63 61.68 111.65 -49.97 47.73 36.40 10.29 32.74 262 275 PEAK 2 5862.88 66.00 108.59 -42.59 52.03 36.41 10.31 32.75 262 275 PEAK 3 5924.38 54.21 68.76 -14.55 40.05 36.49 10.44 32.77 262 275 PEAK 4 5940.50 53.64 68.30 -14.66 39.43 36.52 10.47 32.78 262 275 PEAK	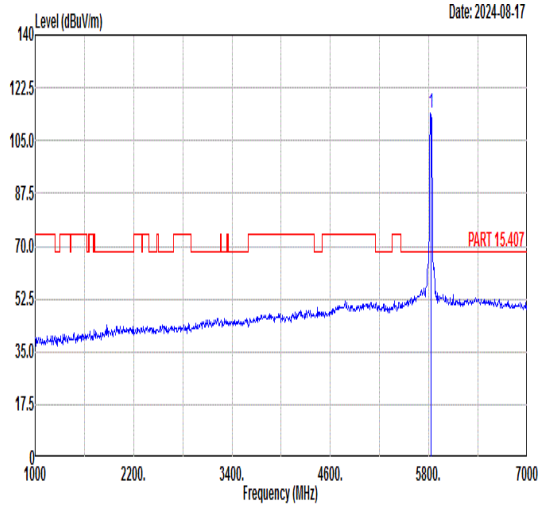 Freq Level Limit Line Margin (dB) Read Level Ant Factor Cable Loss Preamp Factor APos TPos Remark MHz dBuV/m dBuV/m dBuV dB/m dB dB cm deg 1 5825.00 114.05 ------ ------ 100.22 36.35 10.21 32.73 262 275 PEAK
Avg	Blank	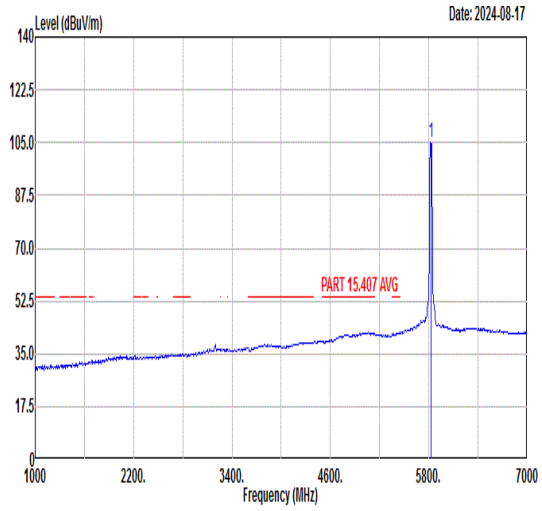 Freq Level Limit Line Margin (dB) Read Level Ant Factor Cable Loss Preamp Factor APos TPos Remark MHz dBuV/m dBuV/m dBuV dB/m dB dB cm deg 1 5825.00 105.06 ------ ------ 91.23 36.35 10.21 32.73 262 275 AVERAGE

Mode	183	
	Harmonic	
	U-NII-3_5.725-5.85_802.11ax HE20_CH165_Full RU_5825MHz	
ANT	SISO 14	
Pol.	Horizontal	Vertical
Peak Avg	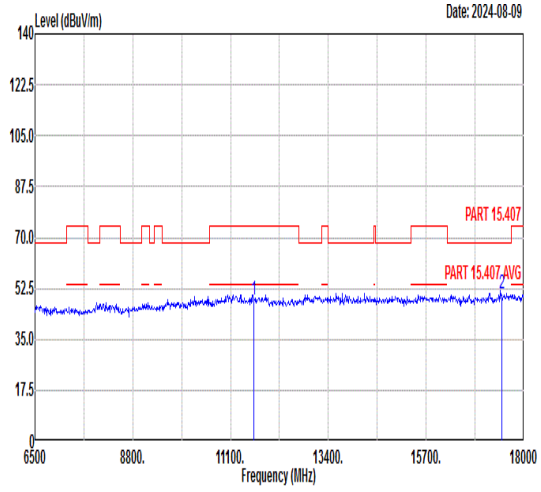 Freq Level Limit Line Margin Read Level Ant Factor Cable Loss Preamp Factor APos TPos Remark MHz dBuV/m dBuV/m dB dBuV dB/m dB dB cm deg 1 11650.00 48.79 74.00 -25.21 59.99 39.26 12.99 63.45 --- --- Peak 2 17475.00 50.79 68.30 -17.51 58.20 42.12 15.90 65.43 --- --- Peak	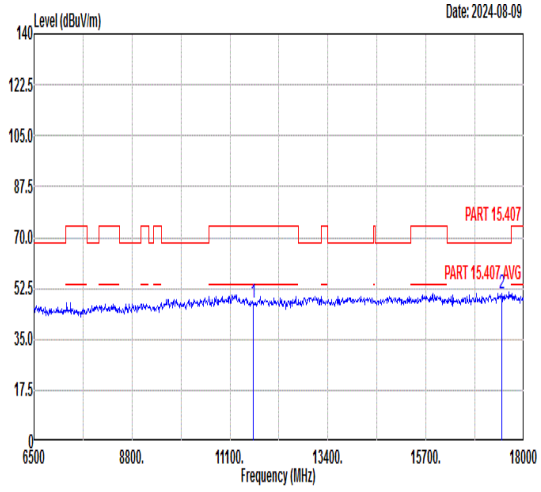 Freq Level Limit Line Margin Read Level Ant Factor Cable Loss Preamp Factor APos TPos Remark MHz dBuV/m dBuV/m dB dBuV dB/m dB dB cm deg 1 11650.00 47.65 74.00 -26.35 58.85 39.26 12.99 63.45 --- --- Peak 2 17475.00 50.81 68.30 -17.49 58.22 42.12 15.90 65.43 --- --- Peak

Mode	184	
	Band Edge - L	
	U-NII-3_5.725-5.85_802.11ax HE40_CH151_Full RU_5755MHz	
ANT	SISO 14	
Pol.	Horizontal	Fundamental
Peak	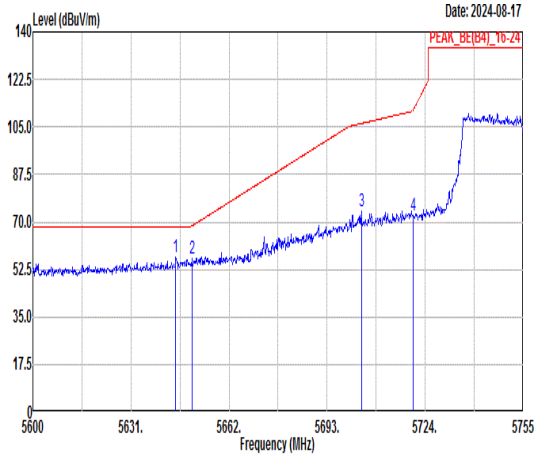 Freq Level Limit Line Margin (dB) Read Level Ant Factor Cable Loss Preamp Factor APos TPos Remark MHz dBuV/m dBuV/m dBuV dB/m dB dB cm deg 1 5645.11 56.96 68.30 -11.34 43.67 36.10 9.85 32.66 221 300 PEAK 2 5650.22 56.33 68.46 -12.13 43.02 36.11 9.86 32.66 221 300 PEAK 3 5703.85 73.78 106.28 -32.50 60.30 36.19 9.97 32.68 221 300 PEAK 4 5720.13 72.48 111.09 -38.61 58.95 36.21 10.01 32.69 221 300 PEAK	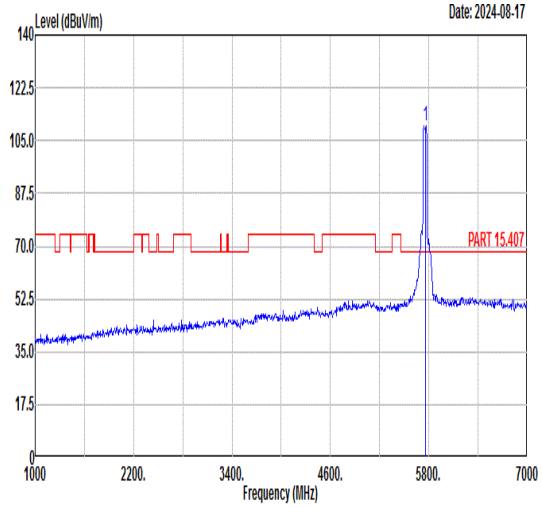 Freq Level Limit Line Margin (dB) Read Level Ant Factor Cable Loss Preamp Factor APos TPos Remark MHz dBuV/m dBuV/m dBuV dB/m dB dB cm deg 1 5755.00 109.68 ------ ------ 96.00 36.28 10.11 32.71 221 300 PEAK
Avg	Blank	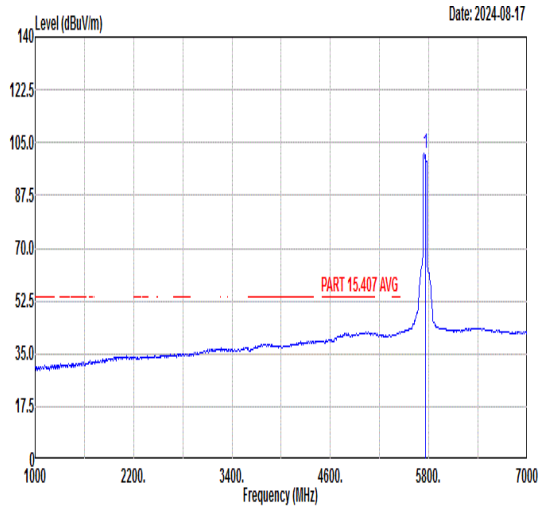 Freq Level Limit Line Margin (dB) Read Level Ant Factor Cable Loss Preamp Factor APos TPos Remark MHz dBuV/m dBuV/m dBuV dB/m dB dB cm deg 1 5755.00 101.19 ------ ------ 87.60 36.24 10.05 32.70 221 300 AVERAGE

Mode	184	
	Band Edge - R	
	U-NII-3_5.725-5.85_802.11ax HE40_CH151_Full RU_5755MHz	
ANT	SISO 14	
Pol.	Horizontal	Fundamental
Peak	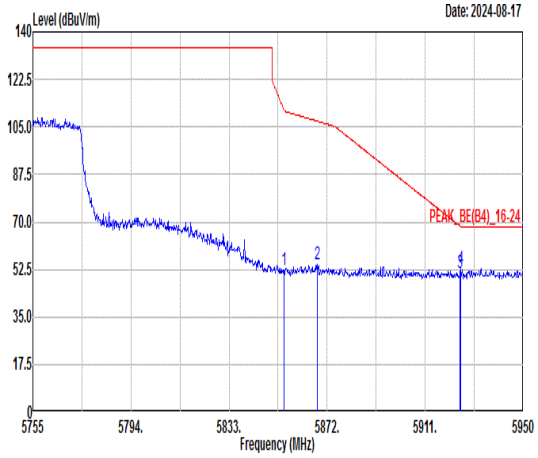 Freq Level Limit Line Margin (dB) Read Level Ant Factor Cable Loss Preamp Factor APos TPos Remark MHz dBuV/m dBuV/m dBuV dB/m dB dB cm deg 1 5854.84 52.25 111.17 -58.92 38.30 36.40 10.29 32.74 221 300 PEAK 2 5868.10 54.49 107.13 -52.64 40.50 36.42 10.32 32.75 221 300 PEAK 3 5924.85 51.14 68.41 -17.27 36.98 36.49 10.44 32.77 221 300 PEAK 4 5925.04 53.03 68.30 -15.27 38.86 36.50 10.44 32.77 221 300 PEAK	Blank

Mode	184	
	Band Edge - L	
	U-NII-3_5.725-5.85_802.11ax HE40_CH151_Full RU_5755MHz	
ANT	SISO 14	
Pol.	Vertical	Fundamental
Peak	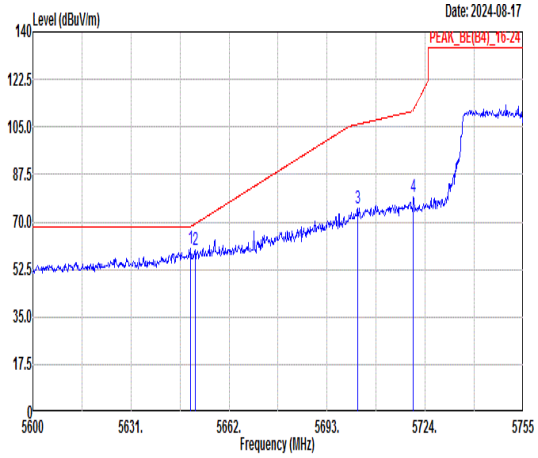 Freq Level Limit Line Margin (dB) Read Level Ant Factor Cable Loss Preamp Factor APos TPos Remark MHz dBuV/m dBuV/m dBuV dB/m dB dB cm deg 1 5649.91 60.06 68.30 -8.24 46.75 36.11 9.86 32.66 279 276 PEAK 2 5651.31 59.44 69.27 -9.83 46.13 36.11 9.86 32.66 279 276 PEAK 3 5702.77 74.84 105.98 -31.14 61.37 36.18 9.97 32.68 279 276 PEAK 4 5720.28 79.43 111.44 -32.01 65.90 36.21 10.01 32.69 279 276 PEAK	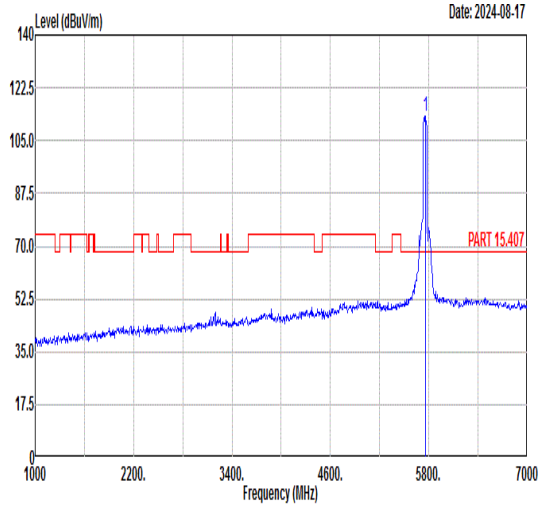 Freq Level Limit Line Margin (dB) Read Level Ant Factor Cable Loss Preamp Factor APos TPos Remark MHz dBuV/m dBuV/m dBuV dB/m dB dB cm deg 1 5755.00 112.92 ------ ------ 99.32 36.24 10.06 32.70 279 276 PEAK
Avg	Blank	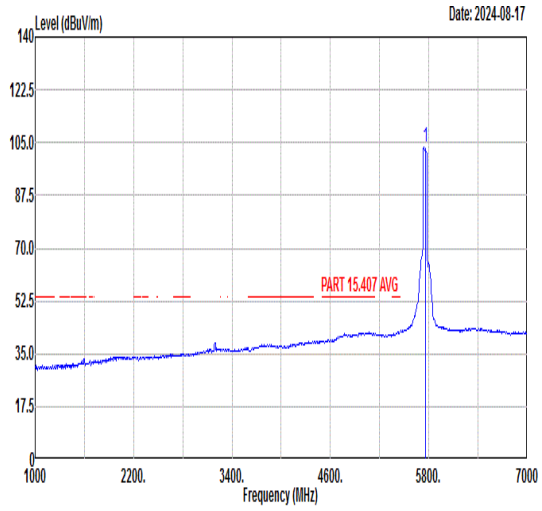 Freq Level Limit Line Margin (dB) Read Level Ant Factor Cable Loss Preamp Factor APos TPos Remark MHz dBuV/m dBuV/m dBuV dB/m dB dB cm deg 1 5755.00 103.42 ------ ------ 89.83 36.24 10.05 32.70 279 276 AVERAGE

Mode	184	
	Band Edge - R	
	U-NII-3_5.725-5.85_802.11ax HE40_CH151_Full RU_5755MHz	
ANT	SISO 14	
Pol.	Vertical	Fundamental
Peak	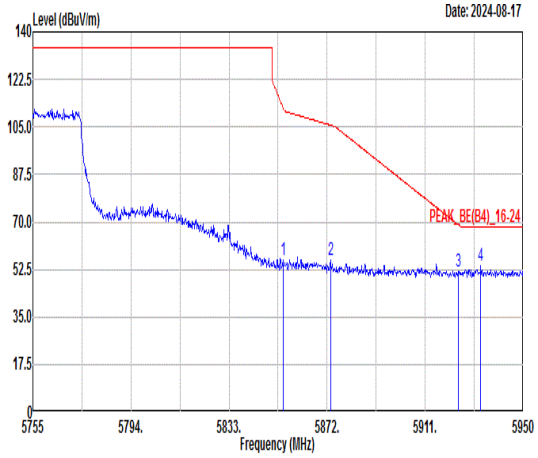 Freq Level Limit Line Margin (dB) Read Level Ant Factor Cable Loss Preamp Factor APos TPos Remark MHz dBuV/m dBuV/m dBuV dB/m dB dB cm deg 1 5854.45 56.22 112.05 -55.83 42.27 36.40 10.29 32.74 279 276 PEAK 2 5873.37 55.99 105.66 -49.67 41.99 36.42 10.33 32.75 279 276 PEAK 3 5924.26 51.85 68.84 -16.99 37.69 36.49 10.44 32.77 279 276 PEAK 4 5933.04 53.97 68.30 -14.33 39.77 36.51 10.46 32.77 279 276 PEAK	Blank

Mode	185
	Band Edge - L
	U-NII-3_5.725-5.85_802.11ax HE40_CH159_Full RU_5795MHz
ANT	SISO 14

Pol.	Horizontal	Fundamental
Peak	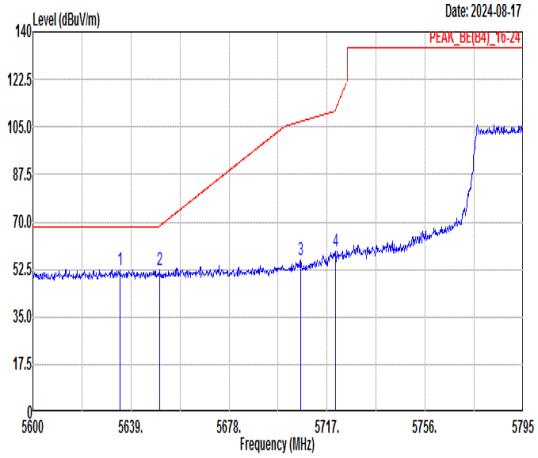 Freq Level Limit Line Margin (dB) Read Level Ant Factor Cable Loss Preamp Factor APos TPos Remark MHz dBuV/m dBuV/m dBuV dB/m dB dB cm deg 1 5634.52 52.48 68.30 -15.82 39.21 36.09 9.83 32.65 204 302 PEAK 2 5650.31 52.39 68.53 -16.14 39.08 36.11 9.86 32.66 204 302 PEAK 3 5706.47 55.92 107.01 -51.09 42.43 36.19 9.98 32.68 204 302 PEAK 4 5720.32 58.98 111.52 -52.54 45.45 36.21 10.01 32.69 204 302 PEAK	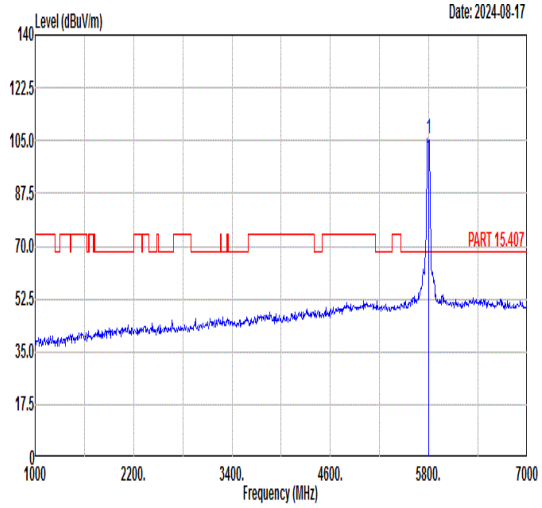 Freq Level Limit Line Margin (dB) Read Level Ant Factor Cable Loss Preamp Factor APos TPos Remark MHz dBuV/m dBuV/m dBuV dB/m dB dB cm deg 1 5795.00 105.69 ------ ------ 91.97 36.29 10.14 32.71 204 302 PEAK
Avg	Blank	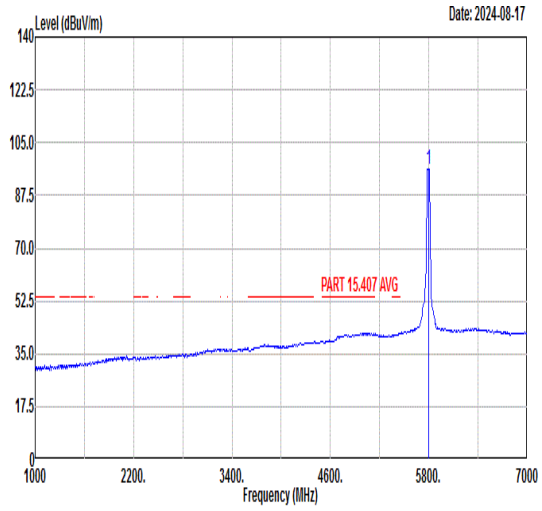 Freq Level Limit Line Margin (dB) Read Level Ant Factor Cable Loss Preamp Factor APos TPos Remark MHz dBuV/m dBuV/m dBuV dB/m dB dB cm deg 1 5795.00 96.22 ------ ------ 82.40 36.34 10.20 32.72 204 302 AVERAGE

Mode	185	
	Band Edge - R	
	U-NII-3_5.725-5.85_802.11ax HE40_CH159_Full RU_5795MHz	
ANT	SISO 14	
Pol.	Horizontal	Fundamental
Peak	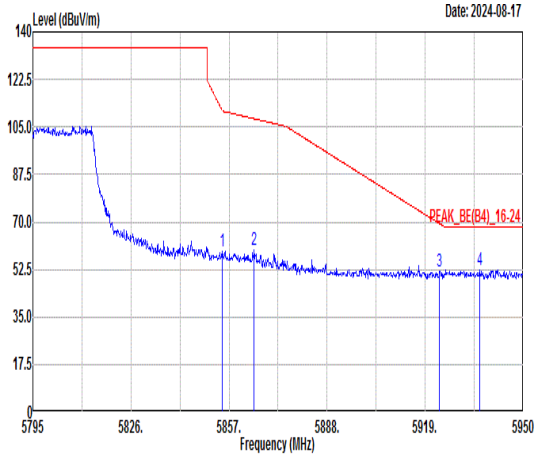 Freq Level Limit Line Margin (dB) Read Level Ant Factor Cable Loss Preamp Factor APos TPos Remark MHz dBuV/m dBuV/m dBuV dB/m dB dB cm deg 1 5854.83 59.19 111.19 -52.00 45.24 36.40 10.29 32.74 204 302 PEAK 2 5864.91 59.90 108.02 -48.12 45.93 36.41 10.31 32.75 204 302 PEAK 3 5923.50 51.99 69.41 -17.42 37.83 36.49 10.44 32.77 204 302 PEAK 4 5936.21 52.24 68.30 -16.06 38.04 36.51 10.46 32.77 204 302 PEAK	Blank

Mode	185	
	Band Edge - L	
	U-NII-3_5.725-5.85_802.11ax HE40_CH159_Full RU_5795MHz	
ANT	SISO 14	
Pol.	Vertical	Fundamental
Peak	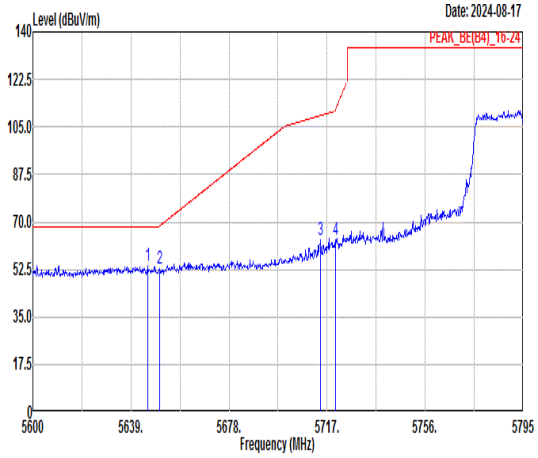 Freq Level Limit Line Margin (dB) Read Level Ant Factor Cable Loss Preamp Factor APos TPos Remark MHz dBuV/m dBuV/m dBuV dB/m dB dB cm deg 1 5645.83 54.02 68.30 -14.28 40.73 36.10 9.85 32.66 239 277 PEAK 2 5650.31 52.92 68.53 -15.61 39.61 36.11 9.86 32.66 239 277 PEAK 3 5714.47 63.64 109.25 -45.61 50.13 36.20 10.00 32.69 239 277 PEAK 4 5720.32 63.13 111.52 -48.39 49.60 36.21 10.01 32.69 239 277 PEAK	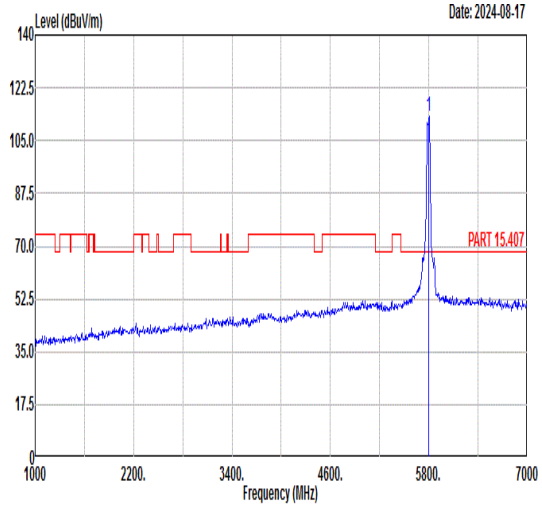 Freq Level Limit Line Margin (dB) Read Level Ant Factor Cable Loss Preamp Factor APos TPos Remark MHz dBuV/m dBuV/m dBuV dB/m dB dB cm deg 1 5795.00 112.85 ------ ------ 99.05 36.33 10.19 32.72 239 277 PEAK
Avg	Blank	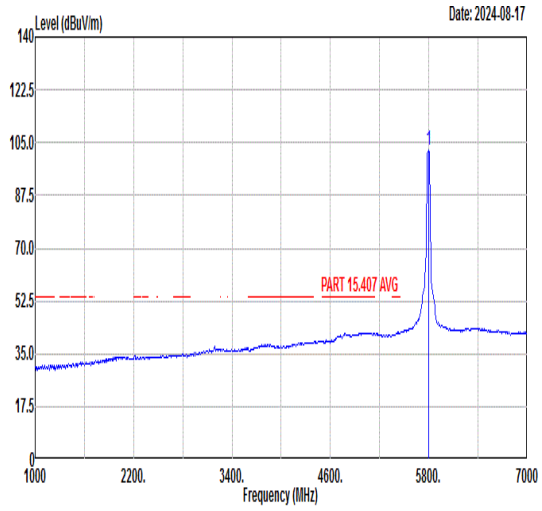 Freq Level Limit Line Margin (dB) Read Level Ant Factor Cable Loss Preamp Factor APos TPos Remark MHz dBuV/m dBuV/m dBuV dB/m dB dB cm deg 1 5795.00 102.23 ------ ------ 88.48 36.31 10.16 32.72 239 277 AVERAGE

Mode	185	
	Band Edge - R	
	U-NII-3_5.725-5.85_802.11ax HE40_CH159_Full RU_5795MHz	
ANT	SISO 14	
Pol.	Vertical	Fundamental
Peak	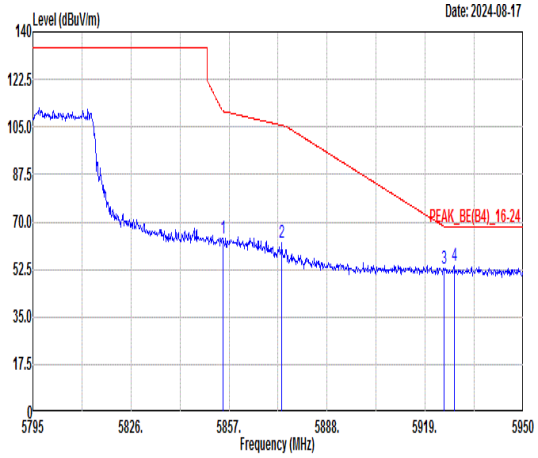 Freq Level Limit Line Margin (dB) Read Level Ant Factor Cable Loss Preamp Factor APos TPos Remark MHz dBuV/m dBuV/m dBuV dB/m dB dB cm deg 1 5854.99 64.01 110.83 -46.82 50.06 36.40 10.29 32.74 239 277 PEAK 2 5873.74 62.13 105.55 -43.42 48.13 36.42 10.33 32.75 239 277 PEAK 3 5924.89 52.83 68.38 -15.55 38.67 36.49 10.44 32.77 239 277 PEAK 4 5928.15 53.93 68.30 -14.37 39.75 36.50 10.45 32.77 239 277 PEAK	Blank

Mode	186	
	Band Edge - L	
	U-NII-3_5.725-5.85_802.11ax HE80_CH155_Full RU_5775MHz	
ANT	SISO 14	
Pol.	Horizontal	Fundamental
Peak	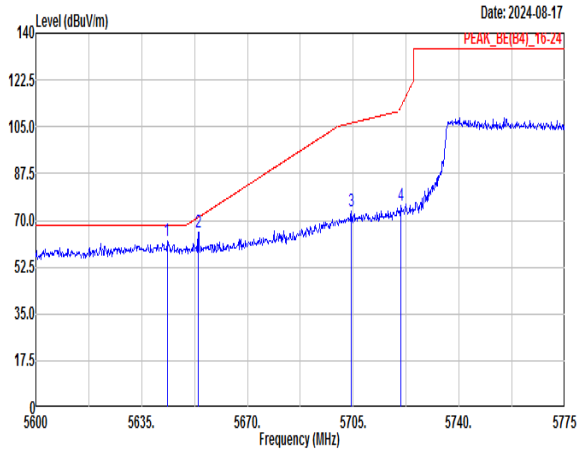 Freq Level Limit Line Margin Read Level Ant Factor Cable Loss Preamp Factor APos TPos Remark MHz dBuV/m dBuV/m dB dBuV dB/m dB dB cm deg 1 5643.40 62.08 68.30 -6.22 48.79 36.10 9.85 32.66 276 276 PEAK 2 5653.73 65.60 71.06 -5.46 52.27 36.12 9.87 32.66 276 276 PEAK 3 5704.30 73.67 106.41 -32.74 60.18 36.19 9.98 32.68 276 276 PEAK 4 5720.75 75.76 112.51 -36.75 62.23 36.21 10.01 32.69 276 276 PEAK	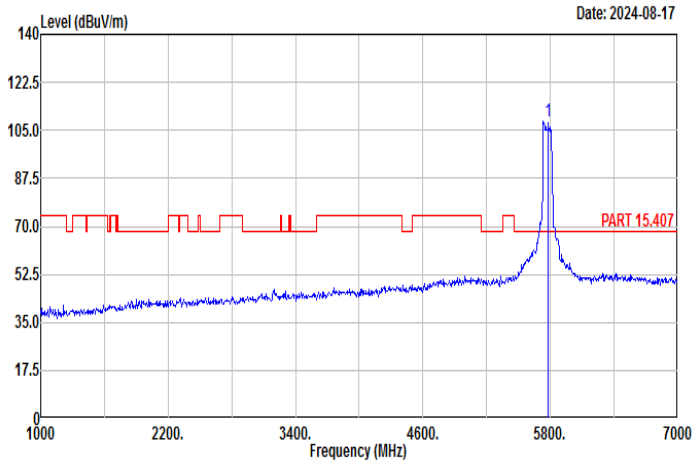 Freq Level Limit Line Margin Read Level Ant Factor Cable Loss Preamp Factor APos TPos Remark MHz dBuV/m dBuV/m dB dBuV dB/m dB dB cm deg 1 5775.00 108.41 ------ ------ 94.83 36.23 10.04 32.69 276 276 PEAK
Avg	Blank	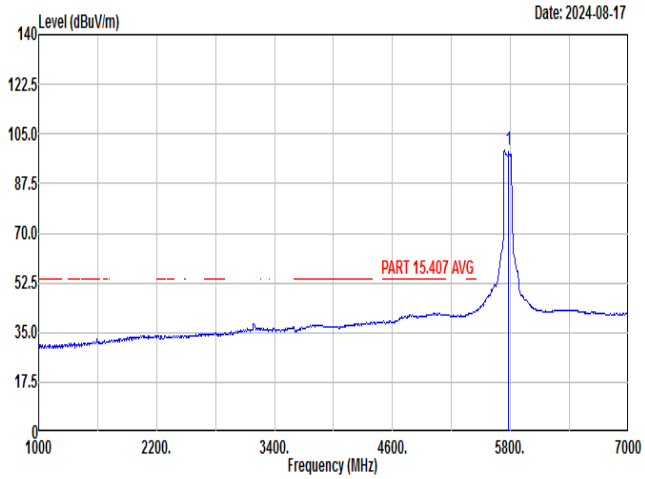 Freq Level Limit Line Margin Read Level Ant Factor Cable Loss Preamp Factor APos TPos Remark MHz dBuV/m dBuV/m dB dBuV dB/m dB dB cm deg 1 5775.00 99.08 ------ ------ 85.49 36.24 10.05 32.70 276 276 AVERAGE

Mode	186	
	Band Edge - R	
	U-NII-3_5.725-5.85_802.11ax HE80_CH155_Full RU_5775MHz	
ANT	SISO 14	
Pol.	Horizontal	Fundamental
Peak	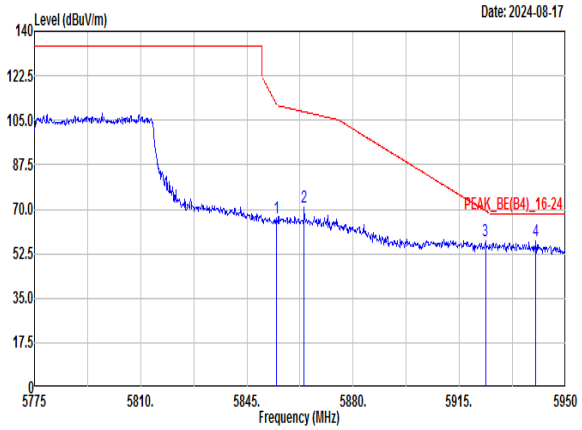 Limit Read Ant Cable Preamp APos TPos Freq Level Line Margin Level Factor Loss Factor Remark MHz dBuV/m dBuV/m dB dBuV dB/m dB dB cm deg 1 5854.80 66.42 111.26 -44.84 52.47 36.40 10.29 32.74 276 276 PEAK 2 5863.90 70.80 108.31 -37.51 56.83 36.41 10.31 32.75 276 276 PEAK 3 5923.58 57.54 69.35 -11.81 43.38 36.49 10.44 32.77 276 276 PEAK 4 5940.20 57.60 68.30 -10.70 43.39 36.52 10.47 32.78 276 276 PEAK	Blank

Mode	186	
	Band Edge - L	
	U-NII-3_5.725-5.85_802.11ax HE80_CH155_Full RU_5775MHz	
ANT	SISO 14	
Pol.	Vertical	Fundamental
Peak	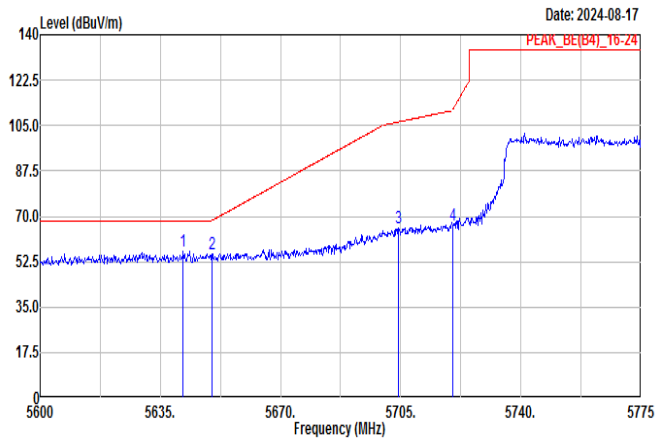 Freq Level Limit Line Margin Read Level Ant Factor Cable Loss Preamp Factor APos TPos Remark MHz dBuV/m dBuV/m dB dBuV dB/m dB dB cm deg 1 5641.65 56.31 68.30 -11.99 43.03 36.10 9.84 32.66 200 304 PEAK 2 5650.05 55.59 68.34 -12.75 42.28 36.11 9.86 32.66 200 304 PEAK 3 5704.30 65.71 106.41 -40.70 52.22 36.19 9.98 32.68 200 304 PEAK 4 5720.05 66.55 110.91 -44.36 53.02 36.21 10.01 32.69 200 304 PEAK	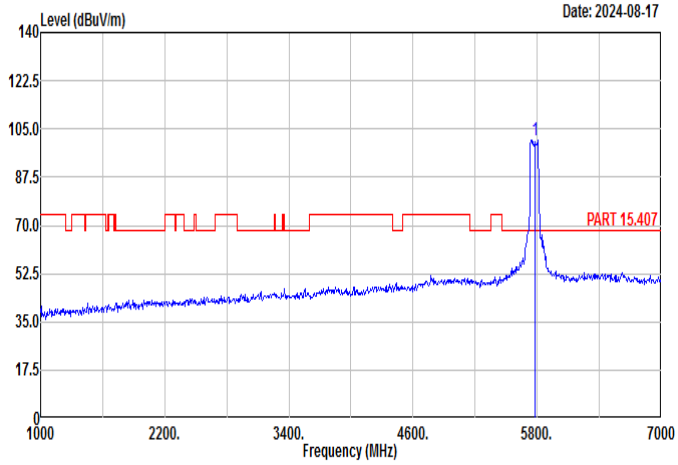 Freq Level Limit Line Margin Read Level Ant Factor Cable Loss Preamp Factor APos TPos Remark MHz dBuV/m dBuV/m dB dBuV dB/m dB dB cm deg 1 5775.00 101.12 ------ ------ 87.53 36.24 10.05 32.70 200 304 PEAK
Avg	Blank	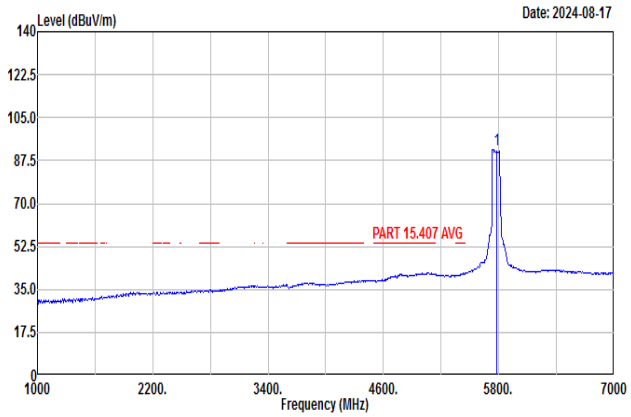 Freq Level Limit Line Margin Read Level Ant Factor Cable Loss Preamp Factor APos TPos Remark MHz dBuV/m dBuV/m dB dBuV dB/m dB dB cm deg 1 5775.00 92.00 ------ ------ 78.41 36.24 10.05 32.70 200 304 AVERAGE

Mode	186	
	Band Edge - R	
	U-NII-3_5.725-5.85_802.11ax HE80_CH155_Full RU_5775MHz	
ANT	SISO 14	
Pol.	Vertical	Fundamental
Peak	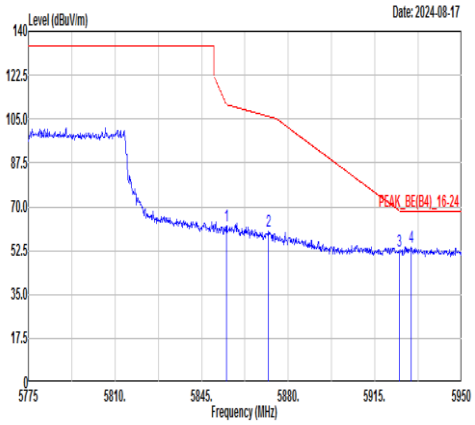 Freq Level Limit Line Margin Read Level Ant Factor Cable Loss Preamp Factor APos TPos Remark MHz dBuV/m dBuV/m dB dBuV dB/m dB dB cm deg 1 5854.98 62.42 110.86 -48.44 48.47 36.40 10.29 32.74 200 304 PEAK 2 5871.95 60.15 106.05 -45.90 46.15 36.42 10.33 32.75 200 304 PEAK 3 5924.98 52.54 68.32 -15.78 38.38 36.49 10.44 32.77 200 304 PEAK 4 5929.53 53.88 68.30 -14.42 39.70 36.50 10.45 32.77 200 304 PEAK	Blank

Mode	187	
	LF	
	WIFI Worse Band I.II.III LF	
ANT	SISO 14	
Pol.	Horizontal	Vertical
QP/ Peak	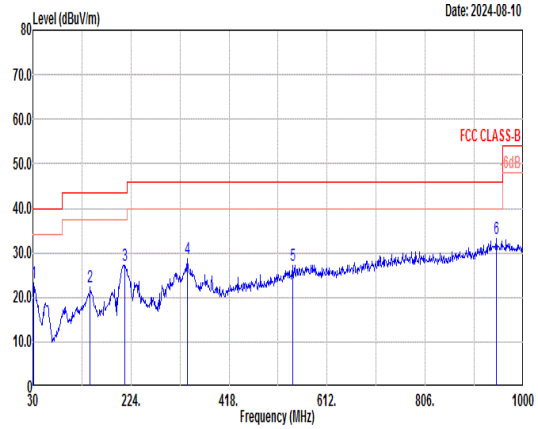	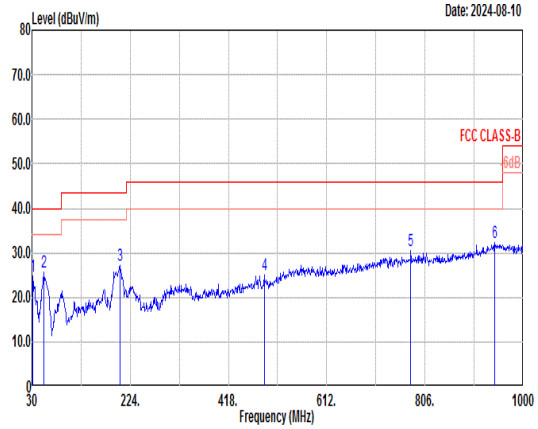

	Freq	Level	Limit Line	Margin	Read Level	Ant Factor	Cable Loss	Preamp Factor	APos	TPos	Remark
	MHz	dBuV/m	dBuV/m	dB	dBuV	dB/m	dB	dB	cm	deg	
1	30.97	23.36	40.00	-16.64	29.74	24.70	0.54	31.62	---	---	Peak
2	143.49	22.20	43.50	-21.30	35.30	17.40	1.23	31.73	---	---	Peak
3	212.36	27.28	43.50	-16.22	42.49	14.90	1.49	31.60	---	---	Peak
4	335.55	28.73	46.00	-17.27	38.20	20.03	1.93	31.43	---	---	Peak
5	544.10	27.24	46.00	-18.76	31.40	24.62	2.44	31.22	---	---	Peak
6	946.65	33.14	46.00	-12.86	30.04	30.68	3.23	30.81	---	---	Peak

	Freq	Level	Limit Line	Margin	Read Level	Ant Factor	Cable Loss	Preamp Factor	APos	TPos	Remark
	MHz	dBuV/m	dBuV/m	dB	dBuV	dB/m	dB	dB	cm	deg	
1	31.94	24.80	40.00	-15.20	31.79	24.10	0.55	31.64	---	---	Peak
2	54.25	25.63	40.00	-14.37	43.91	12.80	0.73	31.81	---	---	Peak
3	203.63	27.30	43.50	-16.20	42.39	15.06	1.45	31.60	---	---	Peak
4	488.81	25.15	46.00	-20.85	30.49	23.78	2.30	31.42	---	---	Peak
5	777.87	30.36	46.00	-15.64	30.20	28.40	2.90	31.14	---	---	Peak
6	943.74	32.40	46.00	-13.60	29.45	30.54	3.22	30.81	---	---	Peak

Mode	188	
	LF	
	WIFI Worse Band IV LF	
ANT	SISO 14	
Pol.	Horizontal	Vertical
QP/ Peak	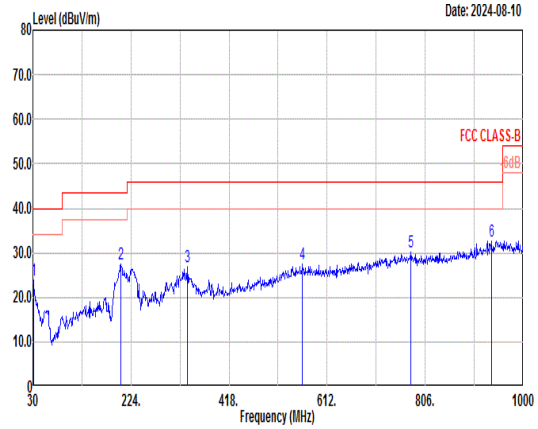	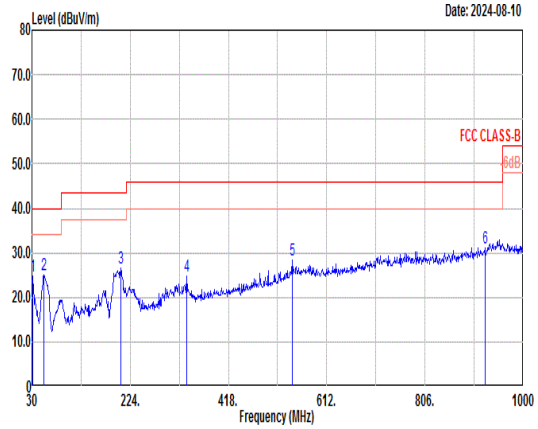

	Freq	Level	Limit Line	Margin	Read Level	Ant Factor	Cable Loss	Preamp Factor	APos	TPos	Remark
	MHz	dBuV/m	dBuV/m	dB	dBuV	dB/m	dB	dB	cm	deg	
1	30.97	23.88	40.00	-16.12	30.26	24.70	0.54	31.62	---	---	Peak
2	203.63	27.52	43.50	-15.98	42.61	15.06	1.45	31.60	---	---	Peak
3	335.55	26.81	46.00	-19.19	36.28	20.03	1.93	31.43	---	---	Peak
4	563.50	27.38	46.00	-18.62	29.56	26.50	2.49	31.17	---	---	Peak
5	776.90	30.22	46.00	-15.78	30.07	28.40	2.90	31.15	---	---	Peak
6	936.95	32.75	46.00	-13.25	30.25	30.12	3.21	30.83	---	---	Peak

	Freq	Level	Limit Line	Margin	Read Level	Ant Factor	Cable Loss	Preamp Factor	APos	TPos	Remark
	MHz	dBuV/m	dBuV/m	dB	dBuV	dB/m	dB	dB	cm	deg	
1	30.97	24.84	40.00	-15.16	31.22	24.70	0.54	31.62	---	---	Peak
2	54.25	24.99	40.00	-15.01	43.27	12.80	0.73	31.81	---	---	Peak
3	205.57	26.43	43.50	-17.07	41.50	15.07	1.46	31.60	---	---	Peak
4	335.55	24.75	46.00	-21.25	34.22	20.03	1.93	31.43	---	---	Peak
5	544.10	28.46	46.00	-17.54	32.62	24.62	2.44	31.22	---	---	Peak
6	924.34	31.15	46.00	-14.85	29.23	29.58	3.19	30.85	---	---	Peak

Mode	189	
	Harmonic	
	U-NII-1_5.15-5.25_802.11a_CH36_5180MHz	
ANT	SISO 15	
Pol.	Horizontal	Vertical
Peak Avg	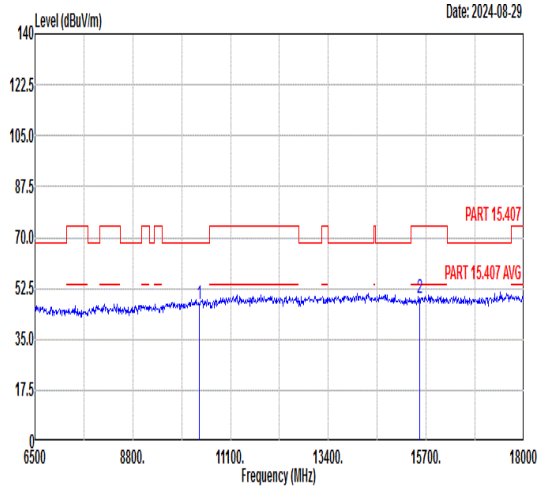 Freq Level Limit Line Margin Read Level Ant Factor Cable Loss Preamp Factor APos TPos Remark MHz dBuV/m dBuV/m dB dBuV dB/m dB dB cm deg 1 10360.00 47.28 68.30 -21.02 60.14 38.74 12.06 63.66 --- --- Peak 2 15540.00 48.91 74.00 -25.09 57.59 40.73 14.58 63.99 --- --- Peak	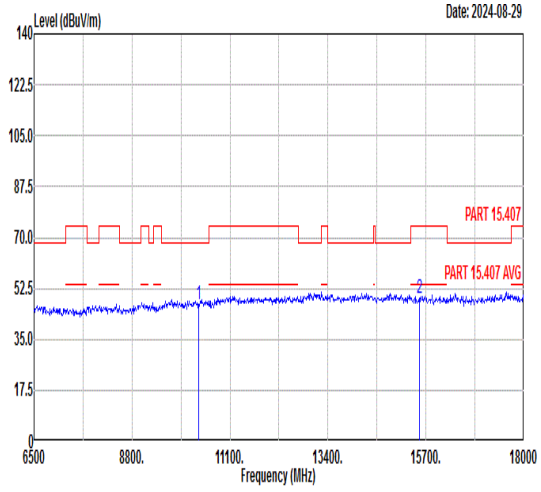 Freq Level Limit Line Margin Read Level Ant Factor Cable Loss Preamp Factor APos TPos Remark MHz dBuV/m dBuV/m dB dBuV dB/m dB dB cm deg 1 10360.00 46.88 68.30 -21.42 59.74 38.74 12.06 63.66 --- --- Peak 2 15540.00 49.38 74.00 -24.62 58.06 40.73 14.58 63.99 --- --- Peak

Mode	190	
	Harmonic	
	U-NII-1_5.15-5.25_802.11a_CH44_5220MHz	
ANT	SISO 15	
Pol.	Horizontal	Vertical
Peak Avg	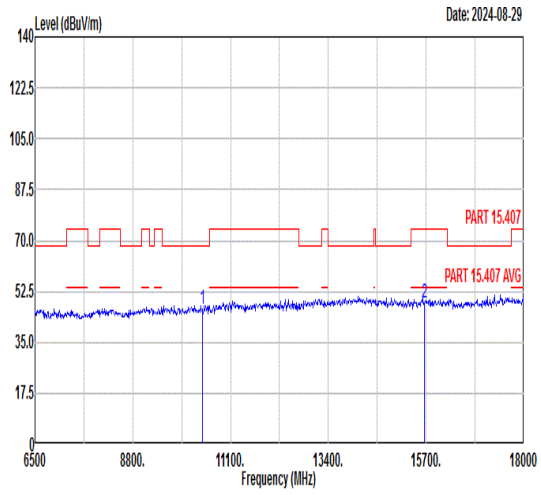 Freq Level Limit Line Margin Read Level Ant Factor Cable Loss Preamp Factor APos TPos Remark MHz dBuV/m dBuV/m dB dBuV dB/m dB dB cm deg 1 10440.00 46.52 68.30 -21.78 59.25 38.78 12.12 63.63 --- --- Peak 2 15660.00 48.49 74.00 -25.51 57.05 40.83 14.64 64.03 --- --- Peak	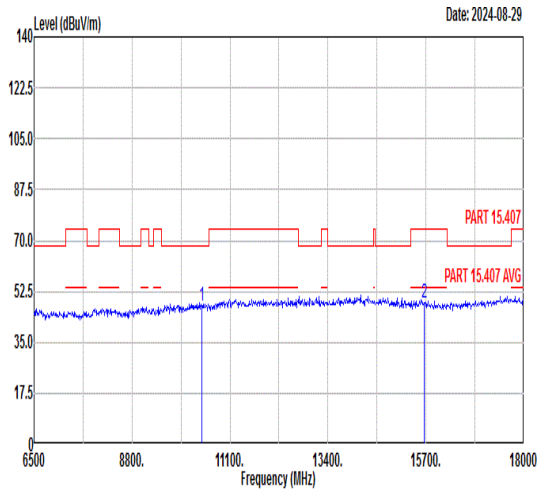 Freq Level Limit Line Margin Read Level Ant Factor Cable Loss Preamp Factor APos TPos Remark MHz dBuV/m dBuV/m dB dBuV dB/m dB dB cm deg 1 10440.00 47.62 68.30 -20.68 60.35 38.78 12.12 63.63 --- --- Peak 2 15660.00 48.50 74.00 -25.50 57.06 40.83 14.64 64.03 --- --- Peak

Mode	191	
	Harmonic	
	U-NII-1_5.15-5.25_802.11a_CH48_5240MHz	
ANT	SISO 15	
Pol.	Horizontal	Vertical
Peak Avg	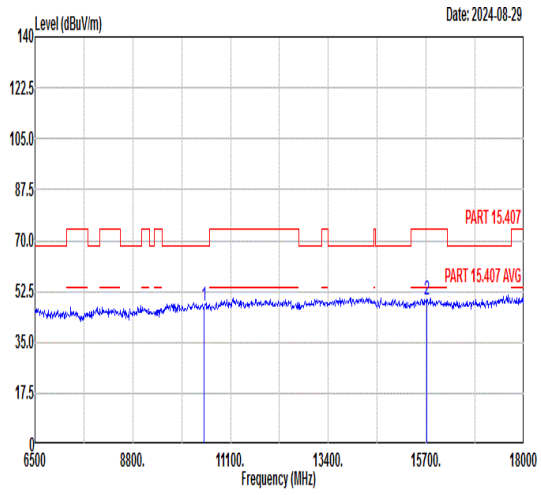 Freq Level Limit Line Margin Read Level Ant Factor Cable Loss Preamp Factor APos TPos Remark MHz dBuV/m dBuV/m dB dBuV dB/m dB dB cm deg 1 10480.00 47.35 68.30 -20.95 60.02 38.79 12.15 63.61 --- --- Peak 2 15720.00 49.61 74.00 -24.39 58.12 40.88 14.66 64.05 --- --- Peak	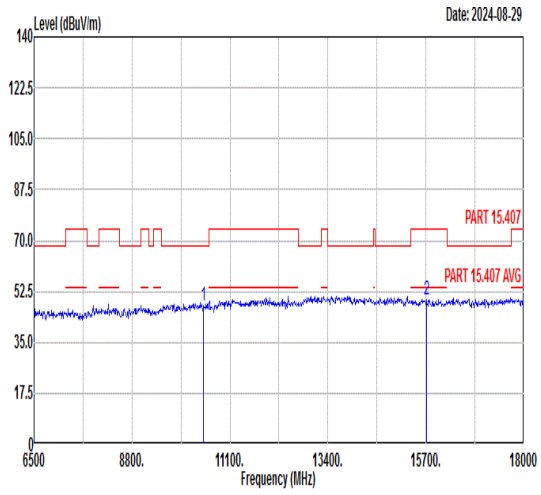 Freq Level Limit Line Margin Read Level Ant Factor Cable Loss Preamp Factor APos TPos Remark MHz dBuV/m dBuV/m dB dBuV dB/m dB dB cm deg 1 10480.00 47.55 68.30 -20.75 60.22 38.79 12.15 63.61 --- --- Peak 2 15720.00 49.71 74.00 -24.29 58.22 40.88 14.66 64.05 --- --- Peak

Mode	192	
	Harmonic	
	U-NII-2A_5.25-5.35_802.11a_CH52_5260MHz	
ANT	SISO 15	
Pol.	Horizontal	Vertical
Peak Avg	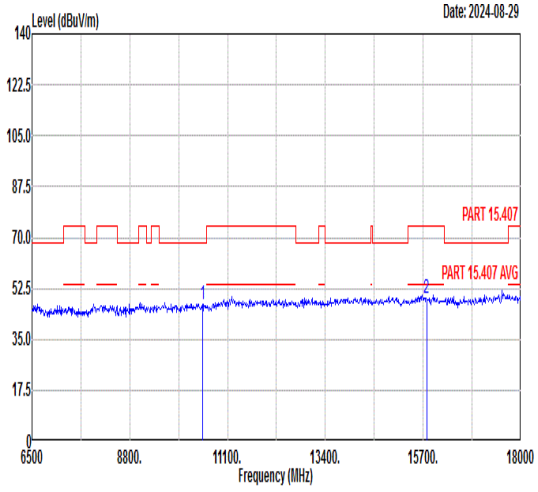 Freq Level Limit Line Margin Read Level Ant Factor Cable Loss Preamp Factor APos TPos Remark MHz dBuV/m dBuV/m dB dBuV dB/m dB dB cm deg 1 10520.00 46.82 68.30 -21.48 59.43 38.81 12.18 63.60 --- --- Peak 2 15780.00 48.97 74.00 -25.03 57.43 40.92 14.69 64.07 --- --- Peak	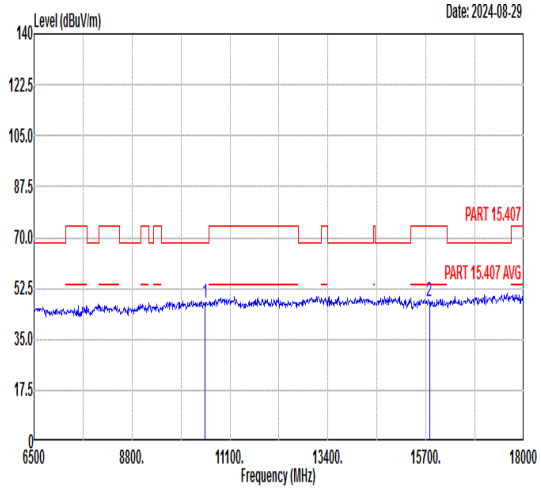 Freq Level Limit Line Margin Read Level Ant Factor Cable Loss Preamp Factor APos TPos Remark MHz dBuV/m dBuV/m dB dBuV dB/m dB dB cm deg 1 10520.00 47.45 68.30 -20.85 60.06 38.81 12.18 63.60 --- --- Peak 2 15780.00 48.15 74.00 -25.85 56.61 40.92 14.69 64.07 --- --- Peak

Mode	193	
	Harmonic	
	U-NII-2A_5.25-5.35_802.11a_CH60_5300MHz	
ANT	SISO 15	
Pol.	Horizontal	Vertical
Peak Avg	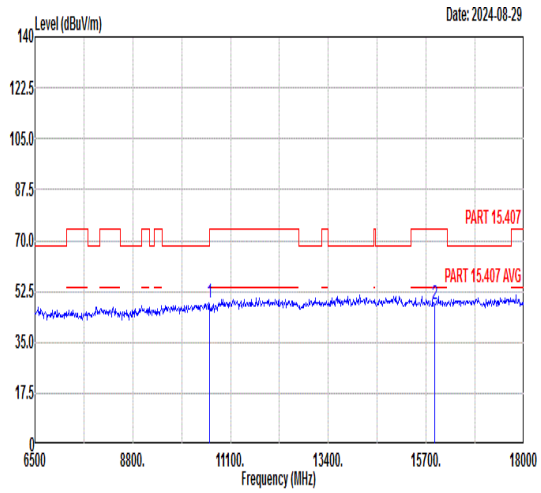 Freq Level Limit Line Margin Read Level Ant Factor Cable Loss Preamp Factor APos TPos Remark MHz dBuV/m dBuV/m dB dBuV dB/m dB dB cm deg 1 10600.00 48.51 74.00 -25.49 61.01 38.84 12.23 63.57 --- --- Peak 2 15900.00 47.99 74.00 -26.01 56.33 41.02 14.75 64.11 --- --- Peak	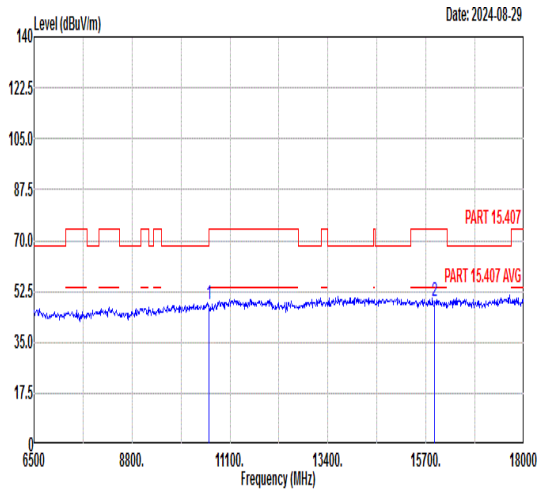 Freq Level Limit Line Margin Read Level Ant Factor Cable Loss Preamp Factor APos TPos Remark MHz dBuV/m dBuV/m dB dBuV dB/m dB dB cm deg 1 10600.00 47.88 74.00 -26.12 60.38 38.84 12.23 63.57 --- --- Peak 2 15900.00 48.98 74.00 -25.02 57.32 41.02 14.75 64.11 --- --- Peak

Mode	194	
	Harmonic	
	U-NII-2A_5.25-5.35_802.11a_CH64_5320MHz	
ANT	SISO 15	
Pol.	Horizontal	Vertical
Peak Avg	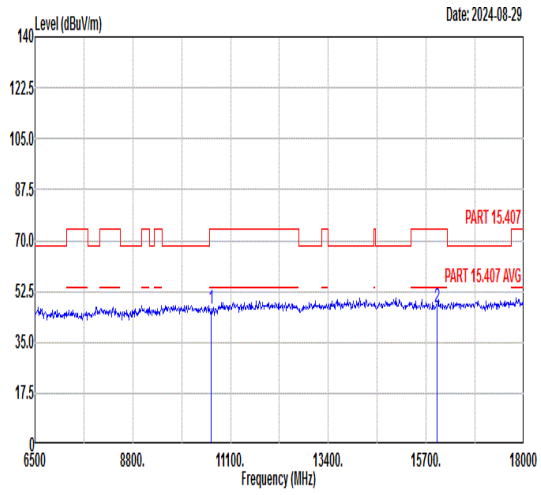 Freq Level Limit Line Margin Read Level Ant Factor Cable Loss Preamp Factor APos TPos Remark MHz dBuV/m dBuV/m dB dBuV dB/m dB dB cm deg 1 10640.00 46.24 74.00 -27.76 58.67 38.86 12.26 63.55 --- --- Peak 2 15960.00 47.27 74.00 -26.73 55.56 41.07 14.77 64.13 --- --- Peak	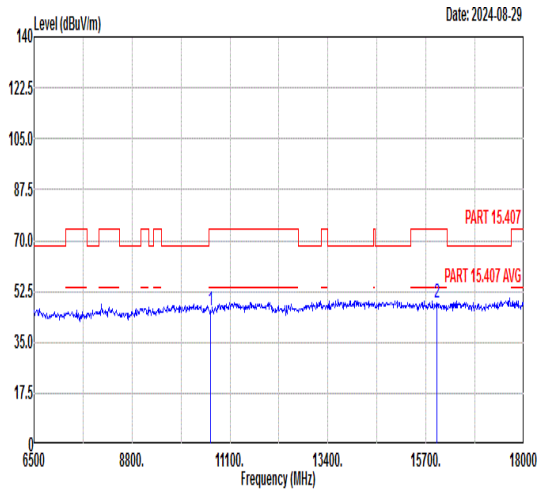 Freq Level Limit Line Margin Read Level Ant Factor Cable Loss Preamp Factor APos TPos Remark MHz dBuV/m dBuV/m dB dBuV dB/m dB dB cm deg 1 10640.00 46.15 74.00 -27.85 58.58 38.86 12.26 63.55 --- --- Peak 2 15960.00 48.59 74.00 -25.41 56.88 41.07 14.77 64.13 --- --- Peak

Mode	195	
	Harmonic	
	U-NII-2C_5.47-5.725_802.11a_CH100_5500MHz	
ANT	SISO 15	
Pol.	Horizontal	Vertical
Peak Avg	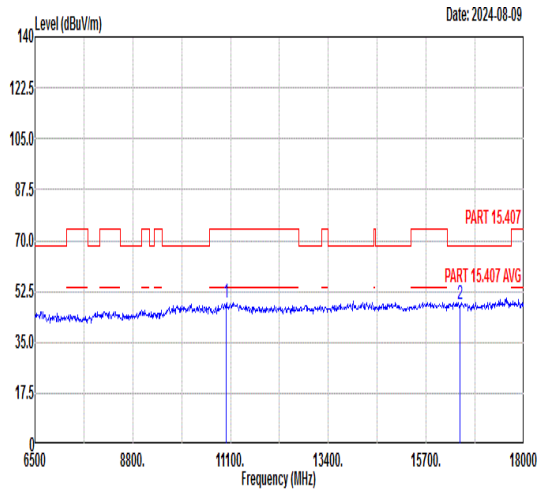 Freq Level Limit Line Margin Read Level Ant Factor Cable Loss Preamp Factor APos TPos Remark MHz dBuV/m dBuV/m dB dBuV dB/m dB dB cm deg 1 11000.00 48.67 74.00 -25.33 60.57 39.00 12.52 63.42 --- --- Peak 2 16500.00 47.83 68.30 -20.47 55.97 41.35 15.17 64.66 --- --- Peak	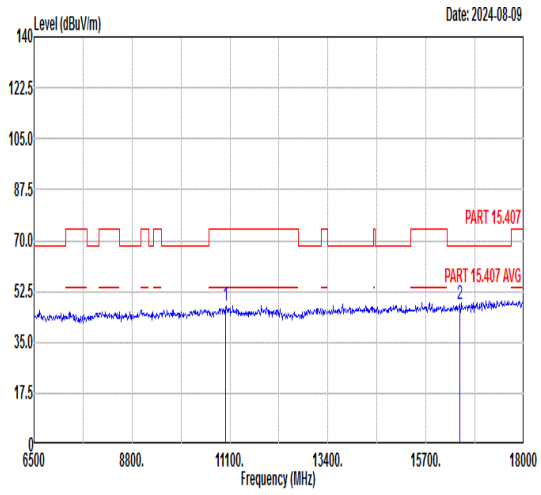 Freq Level Limit Line Margin Read Level Ant Factor Cable Loss Preamp Factor APos TPos Remark MHz dBuV/m dBuV/m dB dBuV dB/m dB dB cm deg 1 11000.00 47.68 74.00 -26.32 59.58 39.00 12.52 63.42 --- --- Peak 2 16500.00 48.14 68.30 -20.16 56.28 41.35 15.17 64.66 --- --- Peak

Mode	196	
	Harmonic	
	U-NII-2C_5.47-5.725_802.11a_CH116_5580MHz	
ANT	SISO 15	
Pol.	Horizontal	Vertical
Peak Avg	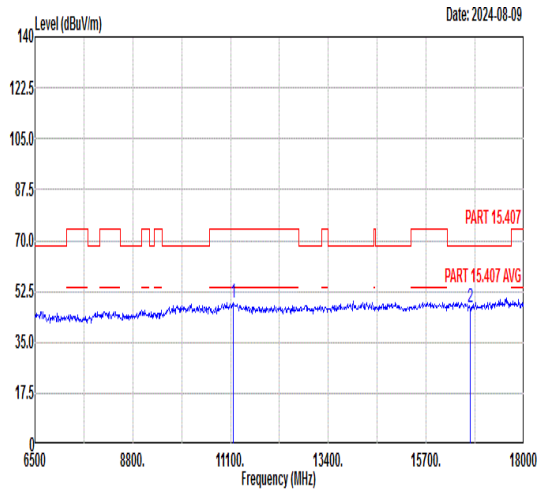 Freq Level Limit Line Margin Read Level Ant Factor Cable Loss Preamp Factor APos TPos Remark MHz dBuV/m dBuV/m dB dBuV dB/m dB dB cm deg 1 11160.00 48.53 74.00 -25.47 60.26 39.06 12.64 63.43 --- --- Peak 2 16740.00 47.01 68.30 -21.29 55.10 41.47 15.35 64.91 --- --- Peak	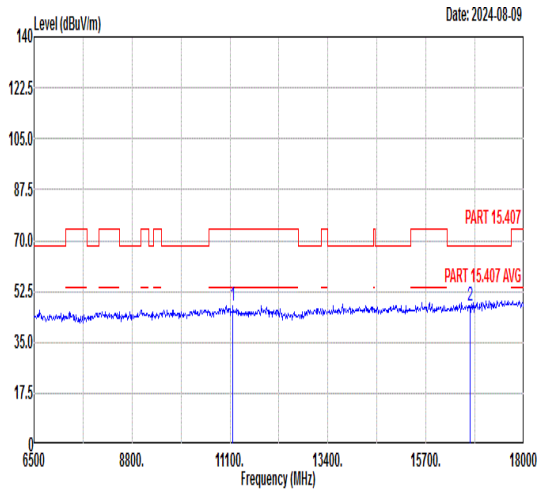 Freq Level Limit Line Margin Read Level Ant Factor Cable Loss Preamp Factor APos TPos Remark MHz dBuV/m dBuV/m dB dBuV dB/m dB dB cm deg 1 11160.00 47.59 74.00 -26.41 59.32 39.06 12.64 63.43 --- --- Peak 2 16740.00 47.81 68.30 -20.49 55.90 41.47 15.35 64.91 --- --- Peak

Mode	197	
	Band Edge	
	U-NII-2C_5.47-5.725_802.11a_CH140_5700MHz	
ANT	SISO 15	
Pol.	Horizontal	Fundamental
Peak	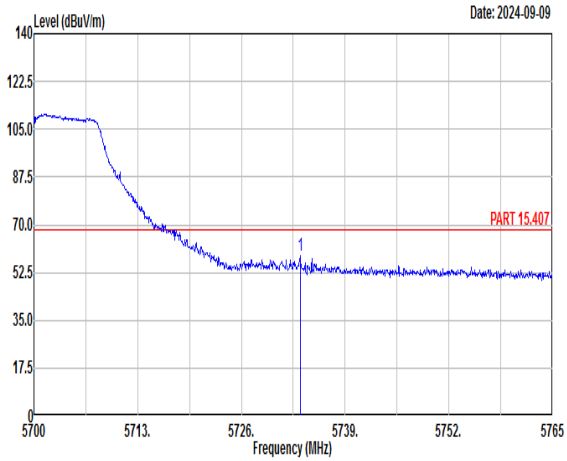 Freq Level Limit Line Margin (dB) Read Level Ant Factor Cable Loss Preamp Factor APos TPos Remark 1 5733.35 58.65 68.30 -9.65 45.07 36.23 10.04 32.69 100 16 PEAK	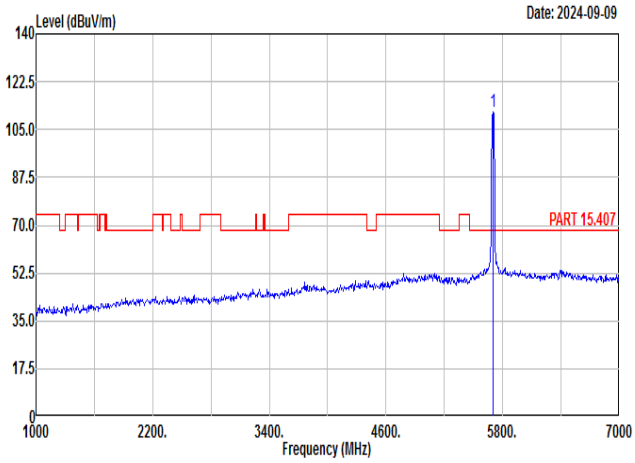 Freq Level Limit Line Margin (dB) Read Level Ant Factor Cable Loss Preamp Factor APos TPos Remark 1 5700.00 111.43 ------ ------ 97.95 36.19 9.97 32.68 100 16 PEAK
Avg	Blank	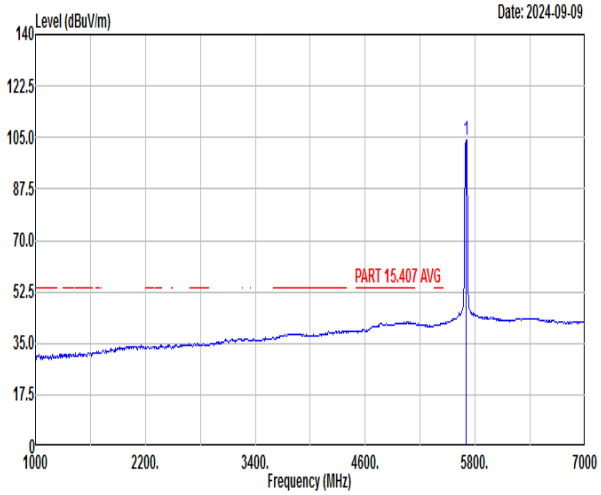 Freq Level Limit Line Margin (dB) Read Level Ant Factor Cable Loss Preamp Factor APos TPos Remark 1 5700.00 104.11 ------ ------ 90.63 36.19 9.97 32.68 100 16 AVERAGE

Mode	197	
	Band Edge	
	U-NII-2C_5.47-5.725_802.11a_CH140_5700MHz	
ANT	SISO 15	
Pol.	Vertical	Fundamental
Peak	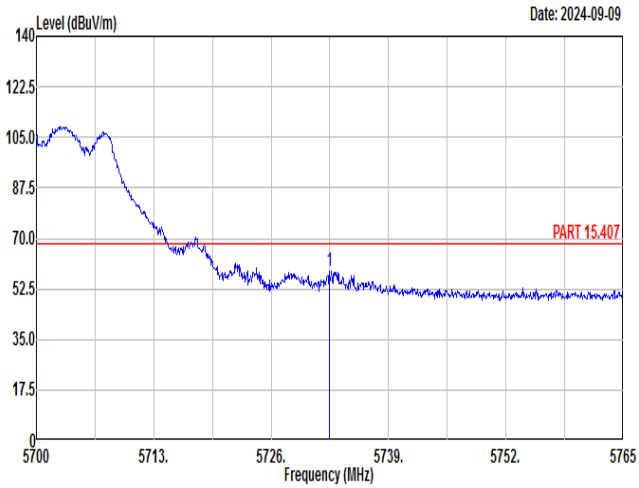 1 5732.44 58.90 68.30 -9.40 45.33 36.23 10.03 32.69 100 56 PEAK	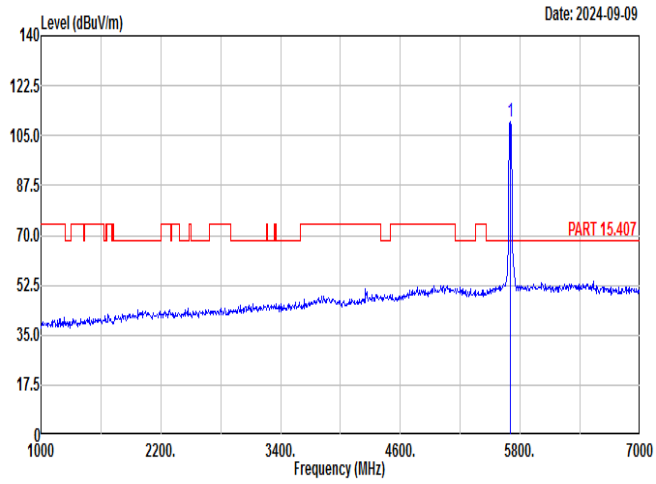 1 5700.00 110.06 ------ ------ 96.58 36.19 9.97 32.68 100 56 PEAK
Avg	Blank	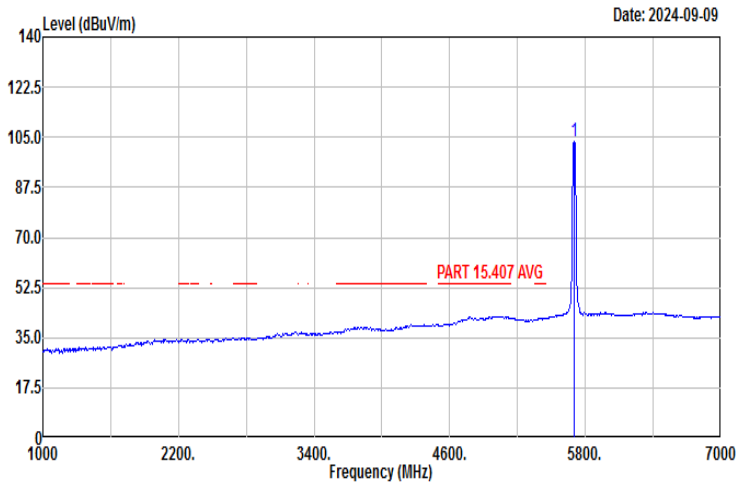 1 5700.00 103.59 ------ ------ 90.11 36.19 9.97 32.68 100 56 AVERAGE

Mode	197	
	Harmonic	
	U-NII-2C_5.47-5.725_802.11a_CH140_5700MHz	
ANT	SISO 15	
Pol.	Horizontal	Vertical
Peak Avg	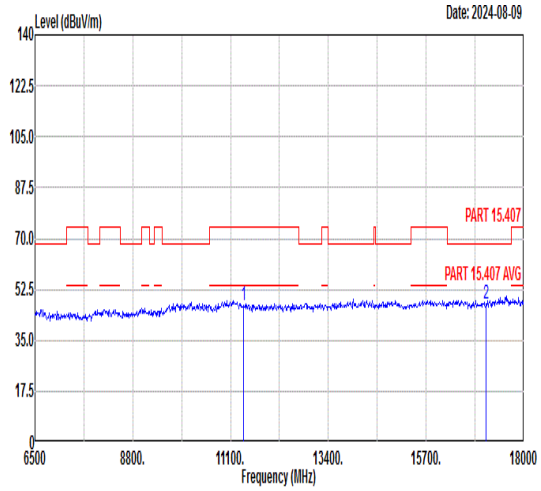 Freq Level Limit Line Margin Read Level Ant Factor Cable Loss Preamp Factor APos TPos Remark MHz dBuV/m dBuV/m dB dBuV dB/m dB dB cm deg 1 11400.00 47.06 74.00 -26.94 58.53 39.16 12.81 63.44 --- --- Peak 2 17100.00 47.61 68.30 -20.69 55.51 41.71 15.62 65.23 --- --- Peak	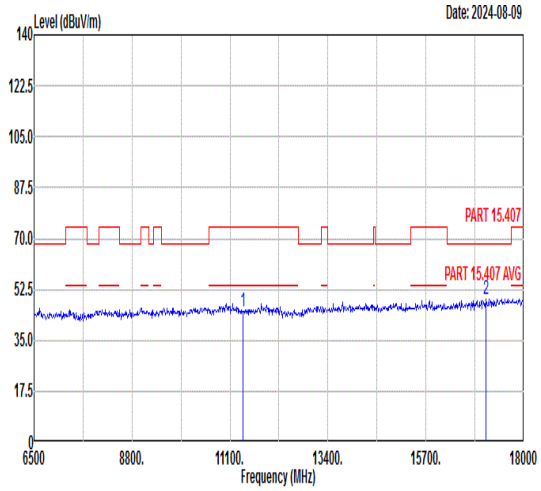 Freq Level Limit Line Margin Read Level Ant Factor Cable Loss Preamp Factor APos TPos Remark MHz dBuV/m dBuV/m dB dBuV dB/m dB dB cm deg 1 11400.00 44.84 74.00 -29.16 56.31 39.16 12.81 63.44 --- --- Peak 2 17100.00 49.10 68.30 -19.20 57.00 41.71 15.62 65.23 --- --- Peak

Mode	198	
	Band Edge	
	U-NII-1_5.15-5.25_802.11n HT20_CH36_5180MHz	
ANT	SISO 15	
Pol.	Horizontal	Fundamental
Peak	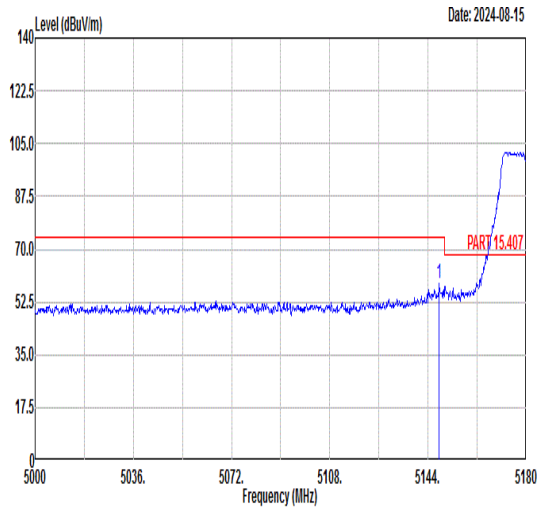 Freq Level Limit Line Margin Read Level Ant Factor Cable Loss Preamp Factor APos TPos Remark MHz dBuV/m dBuV/m dB dBuV dB/m dB dB cm deg 1 5148.14 58.59 74.00 -15.41 46.62 36.11 8.53 32.67 100 52 PEAK	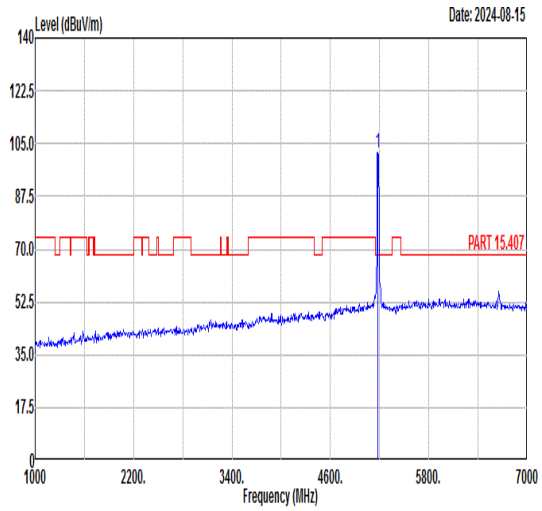 Freq Level Limit Line Margin Read Level Ant Factor Cable Loss Preamp Factor APos TPos Remark MHz dBuV/m dBuV/m dB dBuV dB/m dB dB cm deg 1 5180.00 102.15 ------ ------ 90.14 36.09 8.58 32.66 100 52 PEAK
Avg	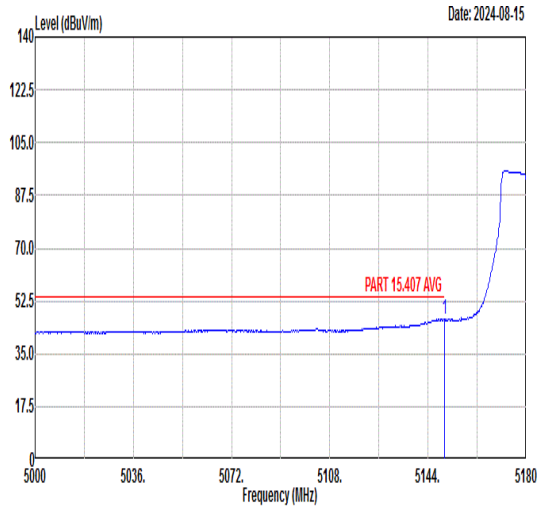 Freq Level Limit Line Margin Read Level Ant Factor Cable Loss Preamp Factor APos TPos Remark MHz dBuV/m dBuV/m dB dBuV dB/m dB dB cm deg 1 5149.94 46.69 54.00 -7.31 34.71 36.11 8.54 32.67 100 52 AVERAGE	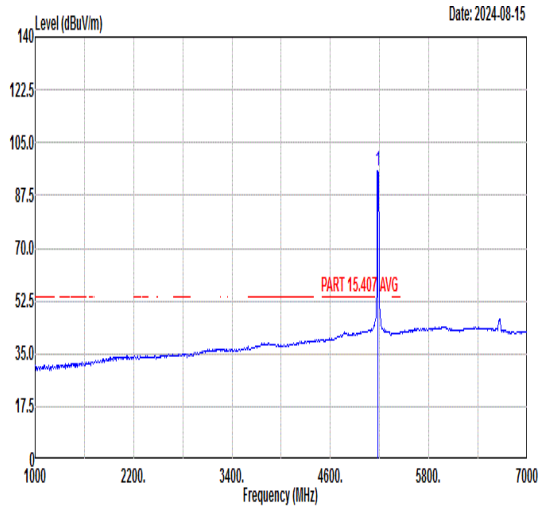 Freq Level Limit Line Margin Read Level Ant Factor Cable Loss Preamp Factor APos TPos Remark MHz dBuV/m dBuV/m dB dBuV dB/m dB dB cm deg 1 5180.00 95.52 ------ ------ 83.52 36.10 8.57 32.67 100 52 AVERAGE

Mode	198	
	Band Edge	
	U-NII-1_5.15-5.25_802.11n HT20_CH36_5180MHz	
ANT	SISO 15	
Pol.	Vertical	Fundamental
Peak	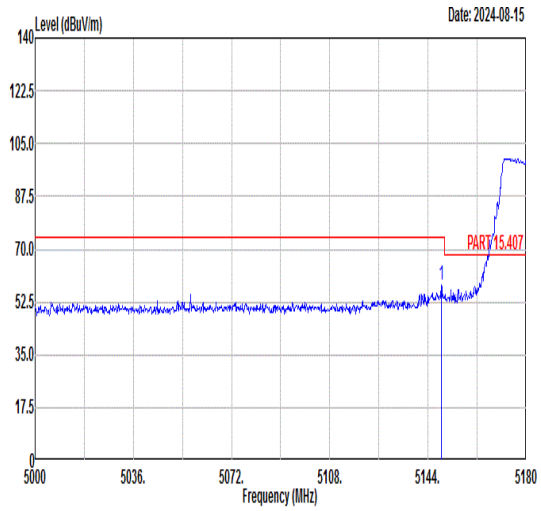 Freq Level Limit Line Margin Read Level Ant Factor Cable Loss Preamp Factor APos TPos Remark MHz dBuV/m dBuV/m dB dBuV dB/m dB dB cm deg 1 5148.86 57.93 74.00 -16.07 45.96 36.11 8.53 32.67 100 23 PEAK	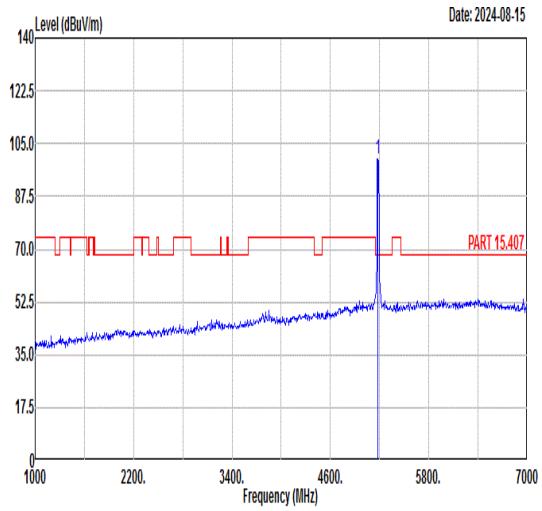 Freq Level Limit Line Margin Read Level Ant Factor Cable Loss Preamp Factor APos TPos Remark MHz dBuV/m dBuV/m dB dBuV dB/m dB dB cm deg 1 5180.00 99.83 ------ ------ 87.83 36.10 8.57 32.67 100 23 PEAK
Avg	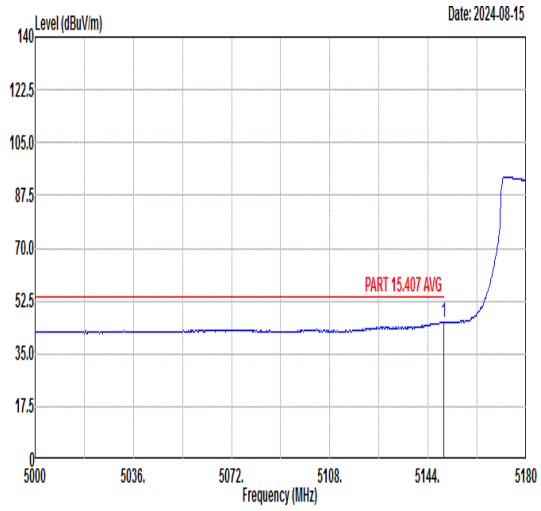 Freq Level Limit Line Margin Read Level Ant Factor Cable Loss Preamp Factor APos TPos Remark MHz dBuV/m dBuV/m dB dBuV dB/m dB dB cm deg 1 5149.76 45.44 54.00 -8.56 33.46 36.11 8.54 32.67 100 23 AVERAGE	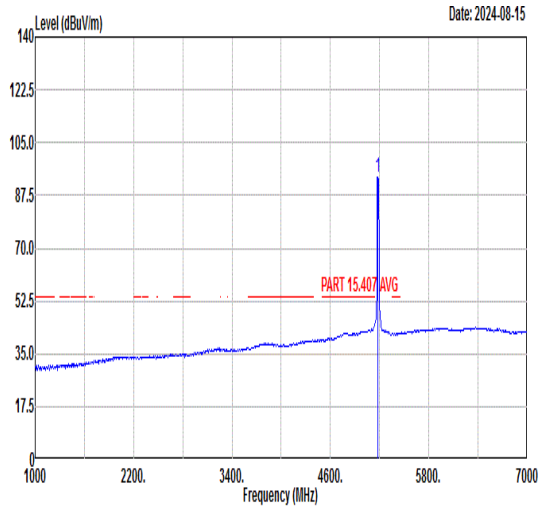 Freq Level Limit Line Margin Read Level Ant Factor Cable Loss Preamp Factor APos TPos Remark MHz dBuV/m dBuV/m dB dBuV dB/m dB dB cm deg 1 5180.00 93.36 ------ ------ 81.36 36.10 8.57 32.67 100 23 AVERAGE

Mode	198	
	Harmonic	
	U-NII-1_5.15-5.25_802.11n HT20_CH36_5180MHz	
ANT	SISO 15	
Pol.	Horizontal	Vertical
Peak Avg	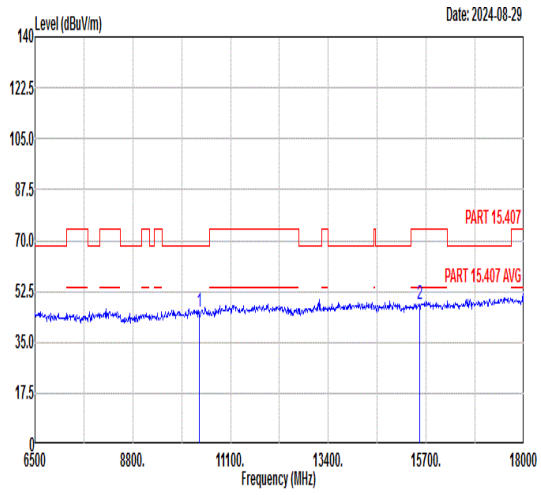 Freq Level Limit Line Margin Read Level Ant Factor Cable Loss Preamp Factor APos TPos Remark MHz dBuV/m dBuV/m dB dBuV dB/m dB dB cm deg 1 10360.00 45.54 68.30 -22.76 58.40 38.74 12.06 63.66 --- --- Peak 2 15540.00 48.11 74.00 -25.89 56.79 40.73 14.58 63.99 --- --- Peak	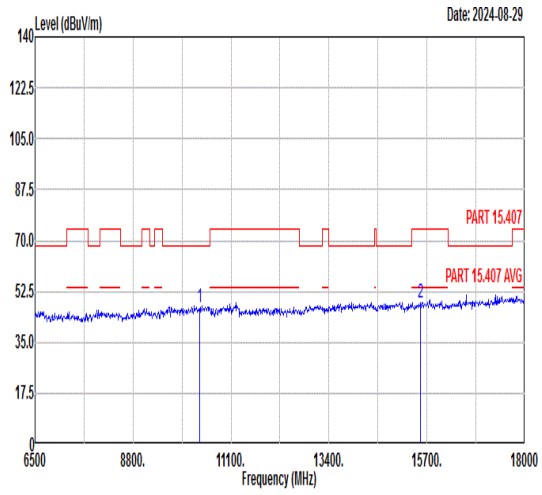 Freq Level Limit Line Margin Read Level Ant Factor Cable Loss Preamp Factor APos TPos Remark MHz dBuV/m dBuV/m dB dBuV dB/m dB dB cm deg 1 10360.00 47.20 68.30 -21.10 60.06 38.74 12.06 63.66 --- --- Peak 2 15540.00 48.41 74.00 -25.59 57.09 40.73 14.58 63.99 --- --- Peak

Mode	199	
	Harmonic	
	U-NII-1_5.15-5.25_802.11n HT20_CH44_5220MHz	
ANT	SISO 15	
Pol.	Horizontal	Vertical
Peak Avg	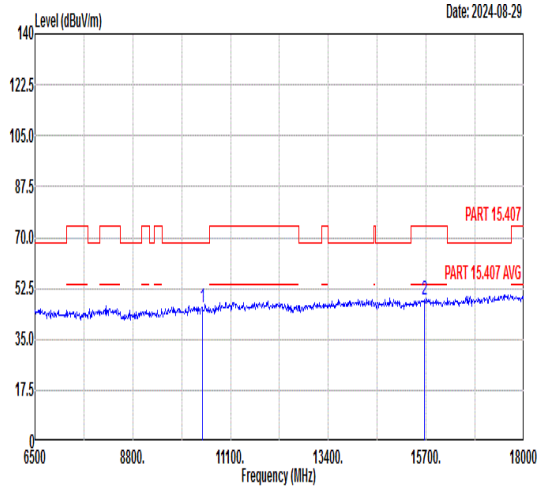 Freq Level Limit Line Margin Read Level Ant Factor Cable Loss Preamp Factor APos TPos Remark MHz dBuV/m dBuV/m dB dBuV dB/m dB dB cm deg 1 10440.00 45.82 68.30 -22.48 58.55 38.78 12.12 63.63 --- --- Peak 2 15660.00 48.69 74.00 -25.31 57.25 40.83 14.64 64.03 --- --- Peak	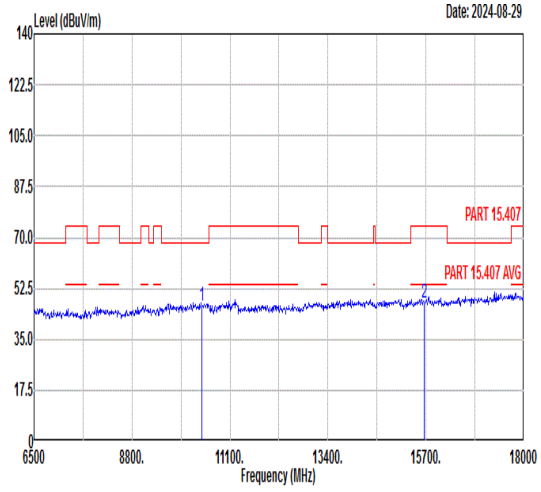 Freq Level Limit Line Margin Read Level Ant Factor Cable Loss Preamp Factor APos TPos Remark MHz dBuV/m dBuV/m dB dBuV dB/m dB dB cm deg 1 10440.00 46.26 68.30 -22.04 58.99 38.78 12.12 63.63 --- --- Peak 2 15660.00 47.79 74.00 -26.21 56.35 40.83 14.64 64.03 --- --- Peak

Mode	200	
	Harmonic	
	U-NII-1_5.15-5.25_802.11n HT20_CH48_5240MHz	
ANT	SISO 15	
Pol.	Horizontal	Vertical
Peak Avg	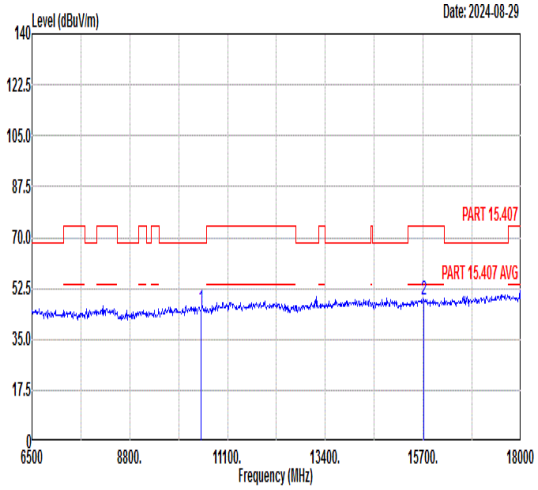 Freq Level Limit Line Margin Read Level Ant Factor Cable Loss Preamp Factor APos TPos Remark MHz dBuV/m dBuV/m dB dBuV dB/m dB dB cm deg 1 10480.00 45.40 68.30 -22.90 58.07 38.79 12.15 63.61 --- --- Peak 2 15720.00 48.41 74.00 -25.59 56.92 40.88 14.66 64.05 --- --- Peak	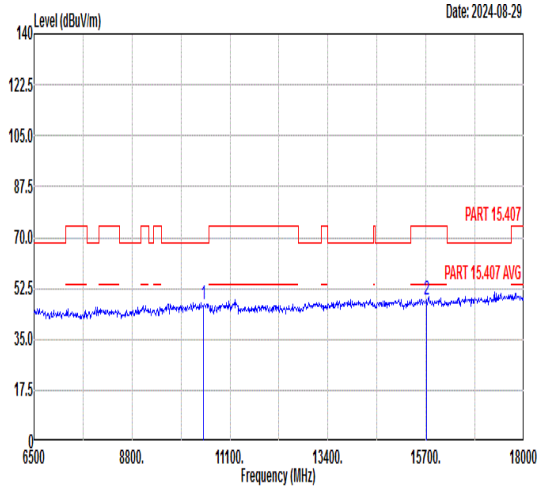 Freq Level Limit Line Margin Read Level Ant Factor Cable Loss Preamp Factor APos TPos Remark MHz dBuV/m dBuV/m dB dBuV dB/m dB dB cm deg 1 10480.00 47.24 68.30 -21.06 59.91 38.79 12.15 63.61 --- --- Peak 2 15720.00 48.68 74.00 -25.32 57.19 40.88 14.66 64.05 --- --- Peak

Mode	201	
	Harmonic	
	U-NII-2A_5.25-5.35_802.11n HT20_CH52_5260MHz	
ANT	SISO 15	
Pol.	Horizontal	Vertical
Peak Avg	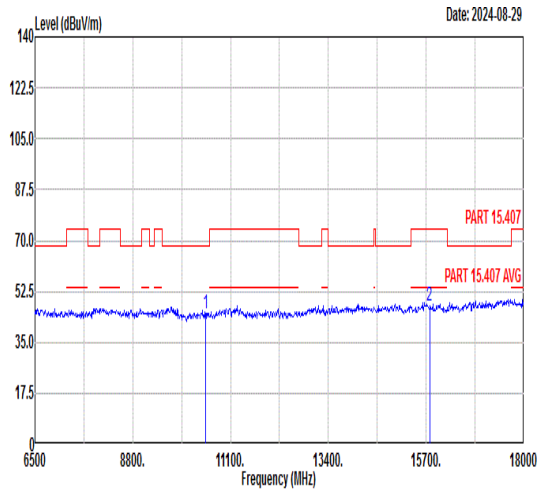 Freq Level Limit Line Margin Read Level Ant Factor Cable Loss Preamp Factor APos TPos Remark MHz dBuV/m dBuV/m dB dBuV dB/m dB dB cm deg 1 10520.00 44.71 68.30 -23.59 57.32 38.81 12.18 63.60 --- --- Peak 2 15780.00 47.56 74.00 -26.44 56.02 40.92 14.69 64.07 --- --- Peak	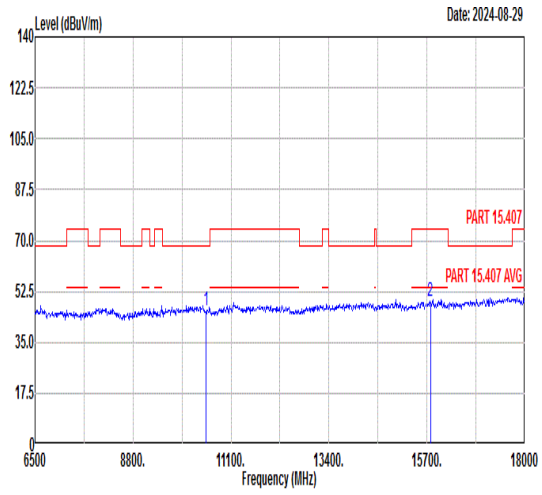 Freq Level Limit Line Margin Read Level Ant Factor Cable Loss Preamp Factor APos TPos Remark MHz dBuV/m dBuV/m dB dBuV dB/m dB dB cm deg 1 10520.00 46.08 68.30 -22.22 58.69 38.81 12.18 63.60 --- --- Peak 2 15780.00 49.16 74.00 -24.84 57.62 40.92 14.69 64.07 --- --- Peak

Mode	202	
	Harmonic	
	U-NII-2A_5.25-5.35_802.11n HT20_CH60_5300MHz	
ANT	SISO 15	
Pol.	Horizontal	Vertical
Peak Avg	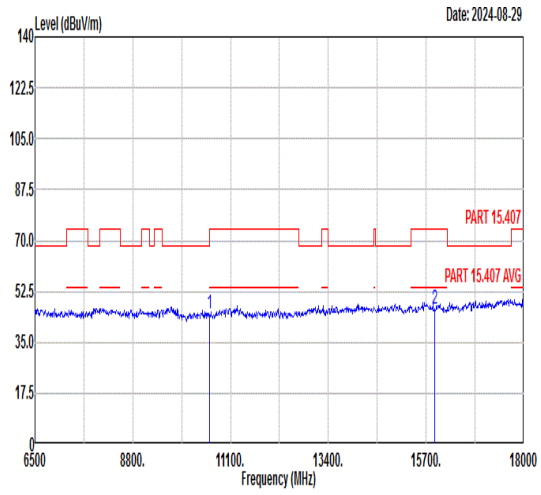 Freq Level Limit Line Margin Read Level Ant Factor Cable Loss Preamp Factor APos TPos Remark MHz dBuV/m dBuV/m dB dBuV dB/m dB dB cm deg 1 10600.00 44.81 74.00 -29.19 57.31 38.84 12.23 63.57 --- --- Peak 2 15900.00 46.48 74.00 -27.52 54.82 41.02 14.75 64.11 --- --- Peak	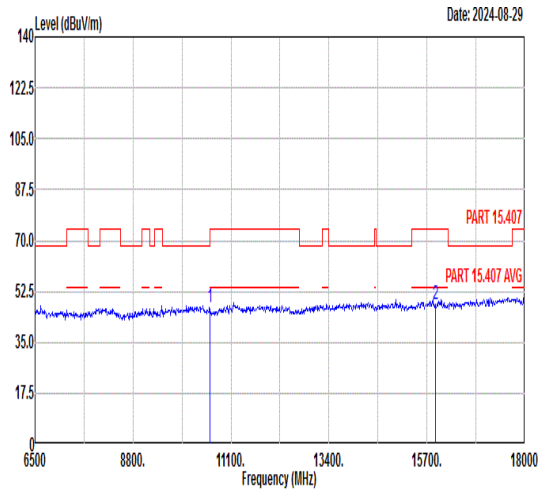 Freq Level Limit Line Margin Read Level Ant Factor Cable Loss Preamp Factor APos TPos Remark MHz dBuV/m dBuV/m dB dBuV dB/m dB dB cm deg 1 10600.00 47.26 74.00 -26.74 59.76 38.84 12.23 63.57 --- --- Peak 2 15900.00 48.30 74.00 -25.70 56.64 41.02 14.75 64.11 --- --- Peak

Mode	203	
	Band Edge	
	U-NII-2A_5.25-5.35_802.11n HT20_CH64_5320MHz	
ANT	SISO 15	
Pol.	Horizontal	Fundamental
Peak	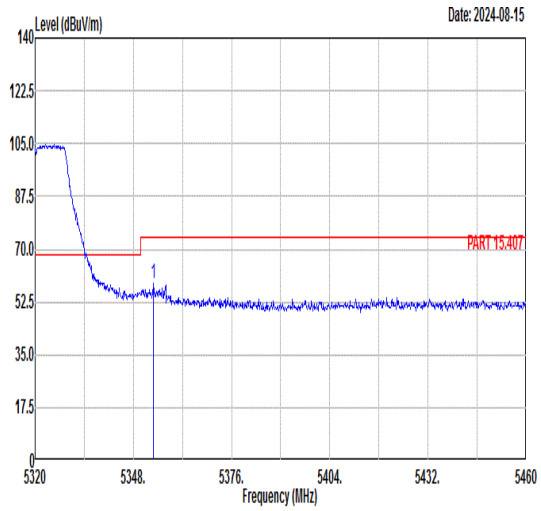 Freq Level Limit Line Margin Read Level Ant Factor Cable Loss Preamp Factor APos TPos Remark MHz dBuV/m dBuV/m dB dBuV dB/m dB dB cm deg 1 5353.74 58.47 74.00 -15.53 45.73 35.99 9.38 32.63 100 31 PEAK	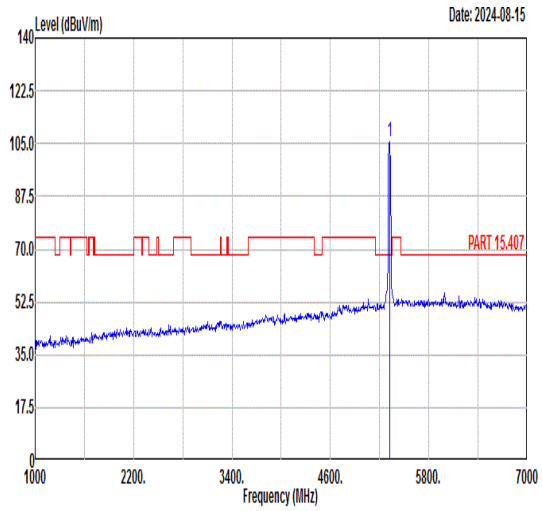 Freq Level Limit Line Margin Read Level Ant Factor Cable Loss Preamp Factor APos TPos Remark MHz dBuV/m dBuV/m dB dBuV dB/m dB dB cm deg 1 5320.00 105.64 ------ ------ 93.06 36.01 9.21 32.64 100 31 PEAK
Avg	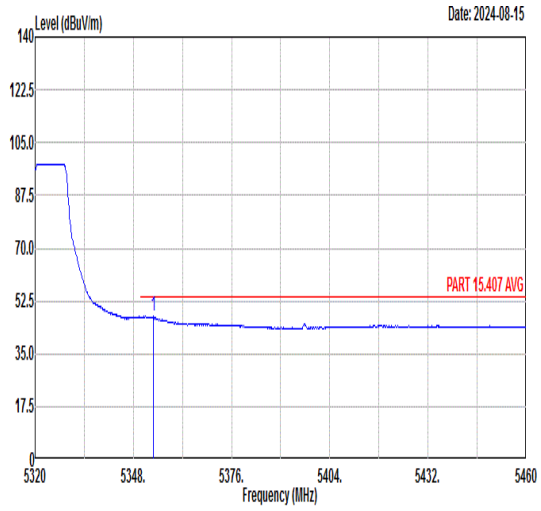 Freq Level Limit Line Margin Read Level Ant Factor Cable Loss Preamp Factor APos TPos Remark MHz dBuV/m dBuV/m dB dBuV dB/m dB dB cm deg 1 5353.60 47.42 54.00 -6.58 34.68 35.99 9.38 32.63 100 31 AVERAGE	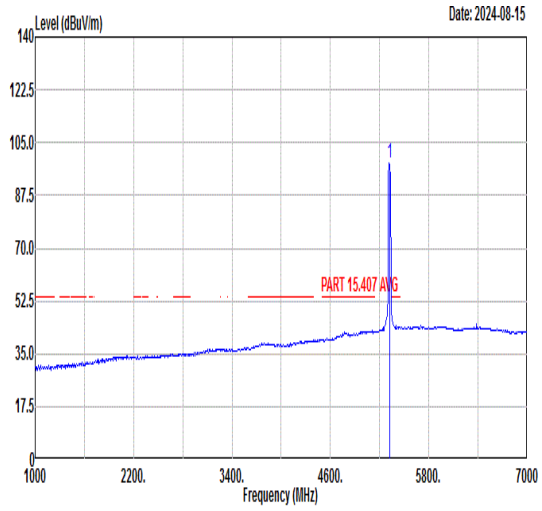 Freq Level Limit Line Margin Read Level Ant Factor Cable Loss Preamp Factor APos TPos Remark MHz dBuV/m dBuV/m dB dBuV dB/m dB dB cm deg 1 5320.00 98.07 ------ ------ 85.52 36.01 9.18 32.64 100 31 AVERAGE

Mode	203	
	Band Edge	
	U-NII-2A_5.25-5.35_802.11n HT20_CH64_5320MHz	
ANT	SISO 15	
Pol.	Vertical	Fundamental
Peak	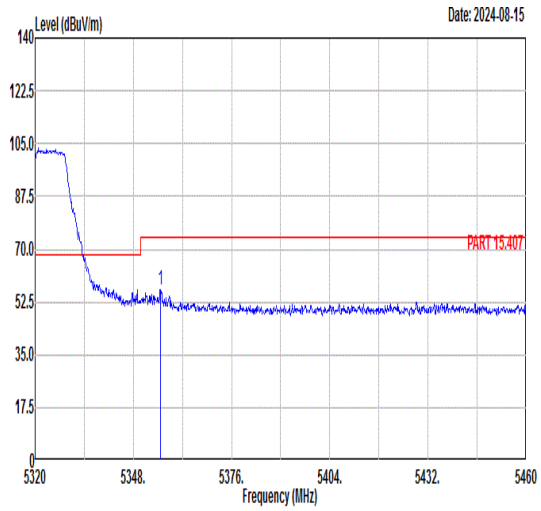 Freq Level Limit Line Margin Read Level Ant Factor Cable Loss Preamp Factor APos TPos Remark MHz dBuV/m dBuV/m dB dBuV dB/m dB dB cm deg 1 5355.70 56.51 74.00 -17.49 43.76 35.99 9.39 32.63 100 26 PEAK	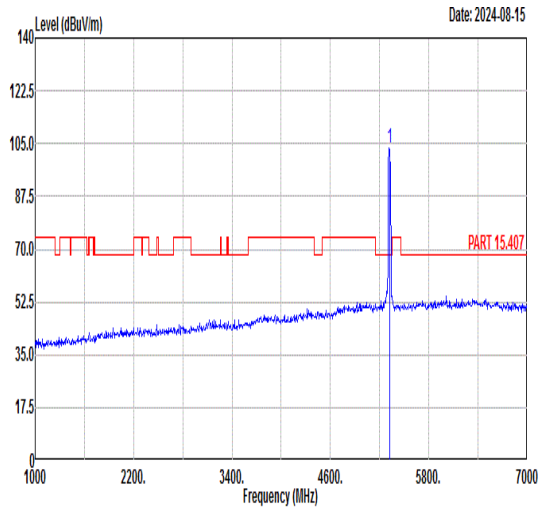 Freq Level Limit Line Margin Read Level Ant Factor Cable Loss Preamp Factor APos TPos Remark MHz dBuV/m dBuV/m dB dBuV dB/m dB dB cm deg 1 5320.00 103.77 ------ ------ 91.22 36.01 9.18 32.64 100 26 PEAK
Avg	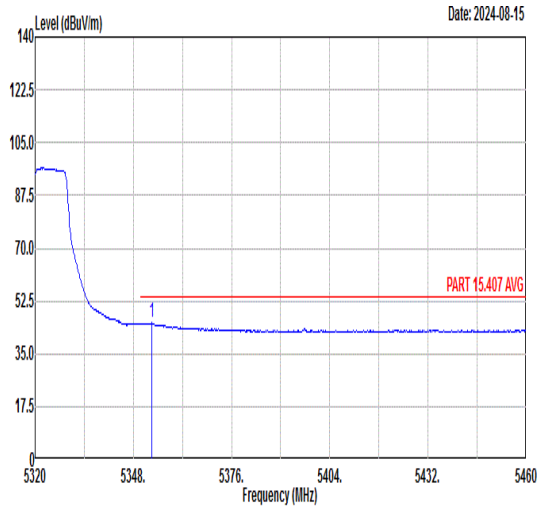 Freq Level Limit Line Margin Read Level Ant Factor Cable Loss Preamp Factor APos TPos Remark MHz dBuV/m dBuV/m dB dBuV dB/m dB dB cm deg 1 5353.18 45.19 54.00 -8.81 32.45 35.99 9.38 32.63 100 26 AVERAGE	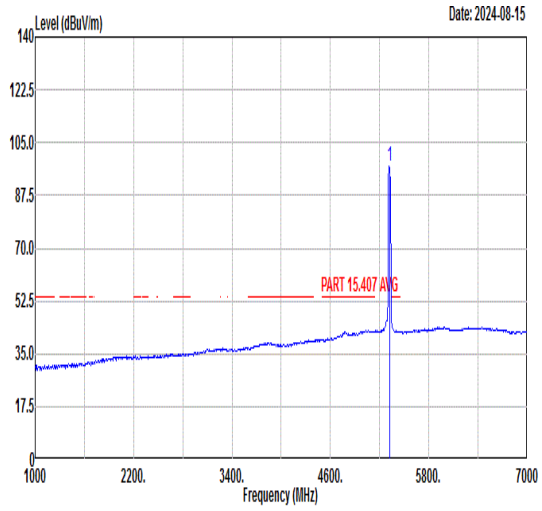 Freq Level Limit Line Margin Read Level Ant Factor Cable Loss Preamp Factor APos TPos Remark MHz dBuV/m dBuV/m dB dBuV dB/m dB dB cm deg 1 5320.00 96.98 ------ ------ 84.43 36.01 9.18 32.64 100 26 AVERAGE

Mode	203	
	Harmonic	
	U-NII-2A_5.25-5.35_802.11n HT20_CH64_5320MHz	
ANT	SISO 15	
Pol.	Horizontal	Vertical
Peak Avg	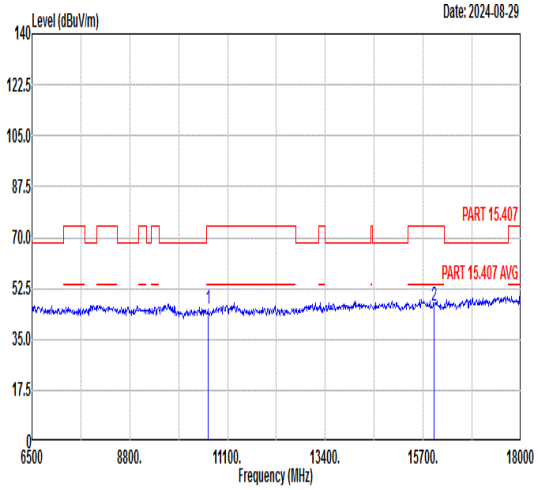 Freq Level Limit Line Margin Read Level Ant Factor Cable Loss Preamp Factor APos TPos Remark MHz dBuV/m dBuV/m dB dBuV dB/m dB dB cm deg 1 10640.00 45.52 74.00 -28.48 57.95 38.86 12.26 63.55 --- --- Peak 2 15960.00 46.71 74.00 -27.29 55.00 41.07 14.77 64.13 --- --- Peak	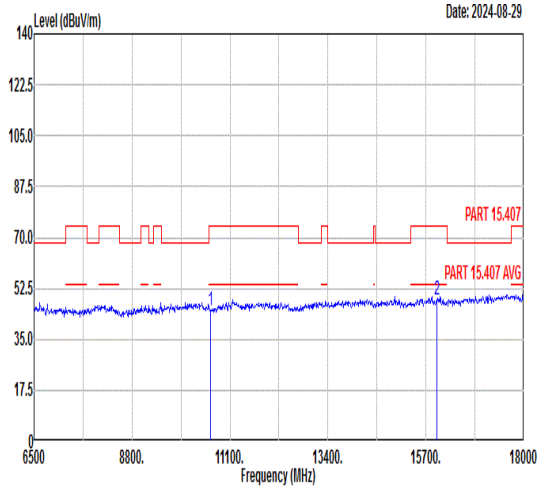 Freq Level Limit Line Margin Read Level Ant Factor Cable Loss Preamp Factor APos TPos Remark MHz dBuV/m dBuV/m dB dBuV dB/m dB dB cm deg 1 10640.00 44.96 74.00 -29.04 57.39 38.86 12.26 63.55 --- --- Peak 2 15960.00 48.43 74.00 -25.57 56.72 41.07 14.77 64.13 --- --- Peak

Mode	204	
	Band Edge	
	U-NII-2C_5.47-5.725_802.11n HT20_CH100_5500MHz	
ANT	SISO 15	
Pol.	Horizontal	Fundamental
Peak	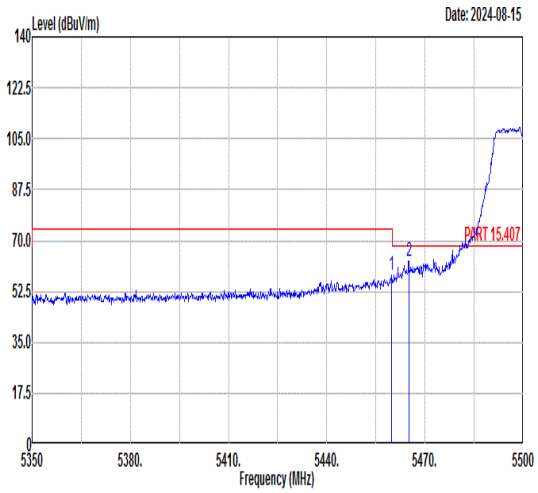 Freq Level Limit Line Margin Read Level Ant Factor Cable Loss Preamp Factor APos TPos Remark 1 5459.80 57.91 74.00 -16.09 44.91 35.92 9.69 32.61 104 23 PEAK 2 5465.05 63.00 68.30 -5.30 50.00 35.92 9.69 32.61 104 23 PEAK	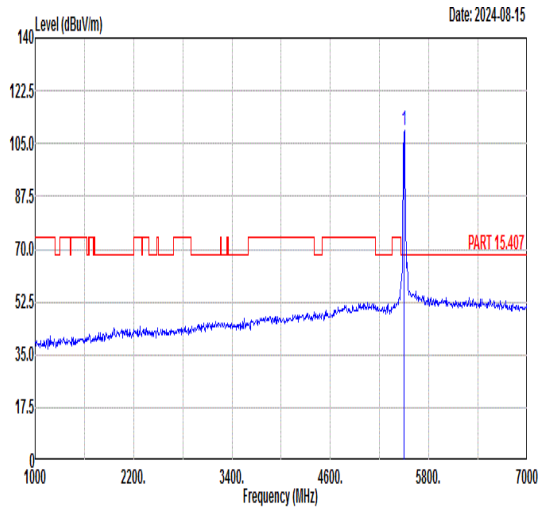 Freq Level Limit Line Margin Read Level Ant Factor Cable Loss Preamp Factor APos TPos Remark 1 5500.00 109.14 ------ ------ 96.12 35.91 9.71 32.60 104 23 PEAK
Avg	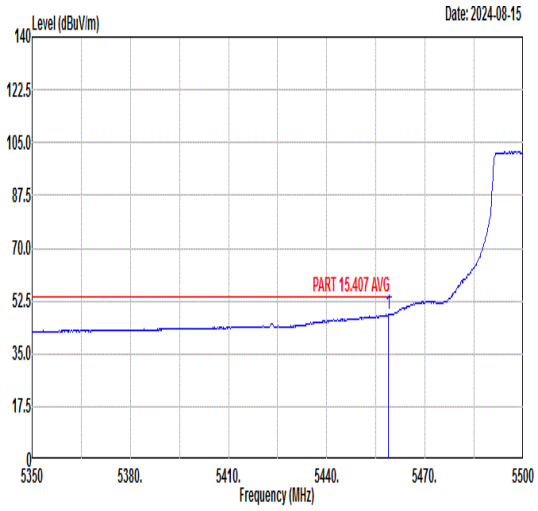 Freq Level Limit Line Margin Read Level Ant Factor Cable Loss Preamp Factor APos TPos Remark 1 5458.90 48.13 54.00 -5.87 35.13 35.92 9.69 32.61 104 23 AVERAGE	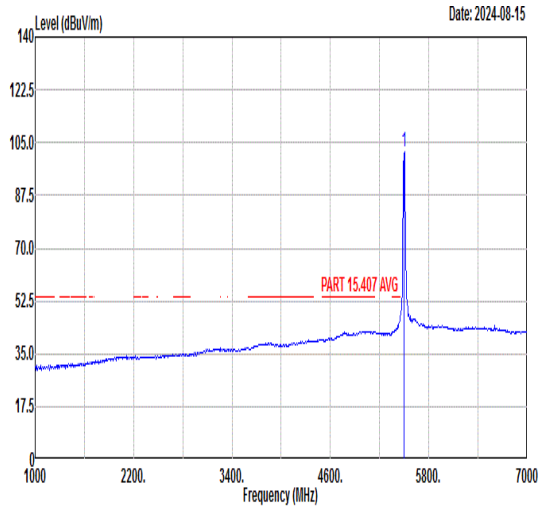 Freq Level Limit Line Margin Read Level Ant Factor Cable Loss Preamp Factor APos TPos Remark 1 5500.00 101.85 ------ ------ 88.83 35.91 9.71 32.60 104 23 AVERAGE

Mode	204	
	Band Edge	
	U-NII-2C_5.47-5.725_802.11n HT20_CH100_5500MHz	
ANT	SISO 15	
Pol.	Vertical	Fundamental
Peak	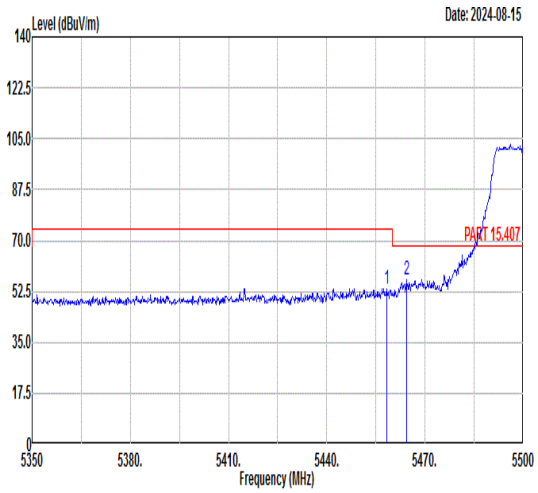 Freq Level Limit Line Margin Read Level Ant Factor Cable Loss Preamp Factor APos TPos Remark MHz dBuV/m dBuV/m dB dBuV dB/m dB dB cm deg 1 5458.30 53.61 74.00 -20.39 40.60 35.93 9.69 32.61 100 51 PEAK 2 5464.30 56.52 68.30 -11.78 43.52 35.92 9.69 32.61 100 51 PEAK	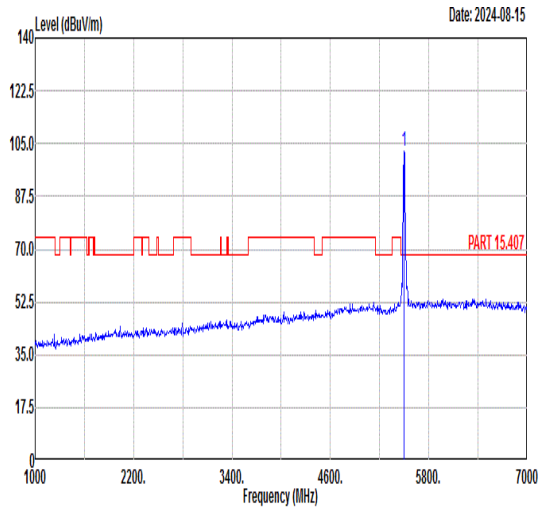 Freq Level Limit Line Margin Read Level Ant Factor Cable Loss Preamp Factor APos TPos Remark MHz dBuV/m dBuV/m dB dBuV dB/m dB dB cm deg 1 5500.00 102.41 ------ ------ 89.41 35.90 9.70 32.60 100 51 PEAK
Avg	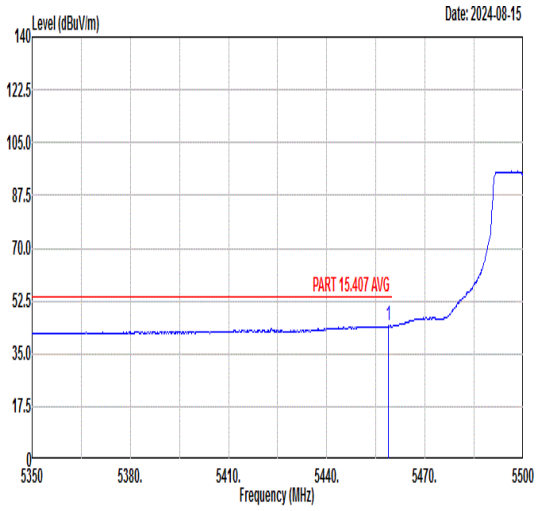 Freq Level Limit Line Margin Read Level Ant Factor Cable Loss Preamp Factor APos TPos Remark MHz dBuV/m dBuV/m dB dBuV dB/m dB dB cm deg 1 5458.75 44.31 54.00 -9.69 31.31 35.92 9.69 32.61 100 51 AVERAGE	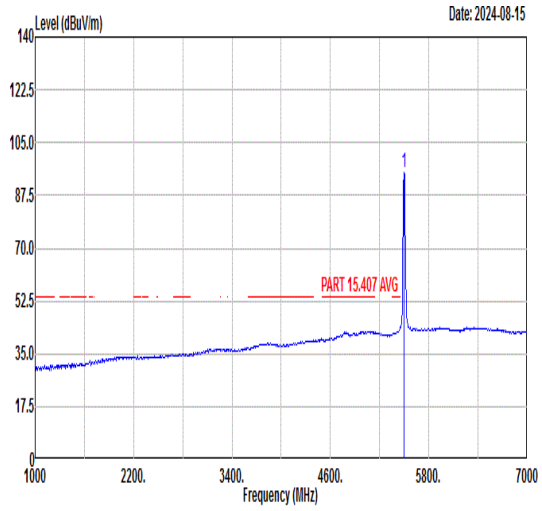 Freq Level Limit Line Margin Read Level Ant Factor Cable Loss Preamp Factor APos TPos Remark MHz dBuV/m dBuV/m dB dBuV dB/m dB dB cm deg 1 5500.00 95.09 ------ ------ 82.08 35.90 9.71 32.60 100 51 AVERAGE

Mode	204	
	Harmonic	
	U-NII-2C_5.47-5.725_802.11n HT20_CH100_5500MHz	
ANT	SISO 15	
Pol.	Horizontal	Vertical
Peak Avg	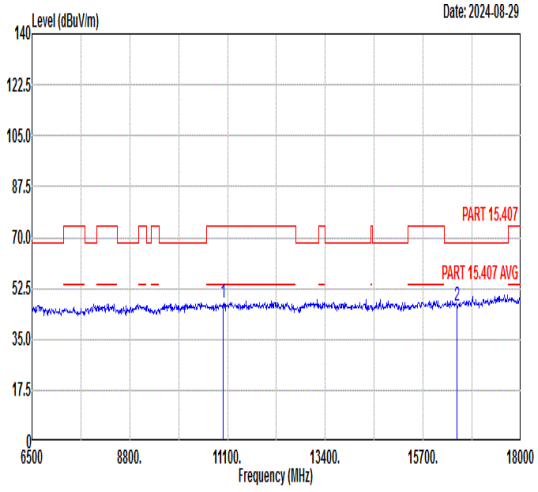 Freq Level Limit Line Margin Read Level Ant Factor Cable Loss Preamp Factor APos TPos Remark MHz dBuV/m dBuV/m dB dBuV dB/m dB dB cm deg 1 11000.00 47.80 74.00 -26.20 59.70 39.00 12.52 63.42 --- --- Peak 2 16500.00 46.52 68.30 -21.78 54.66 41.35 15.17 64.66 --- --- Peak	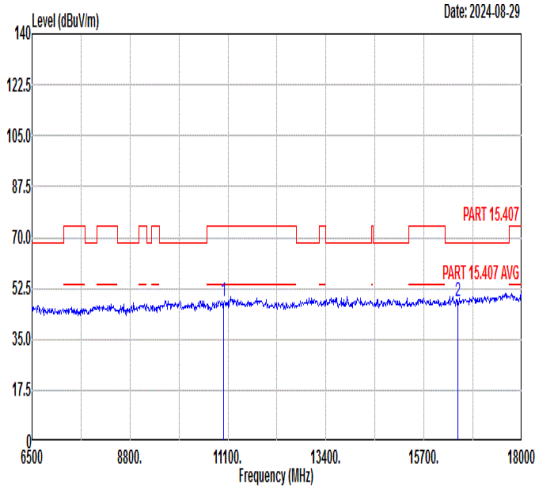 Freq Level Limit Line Margin Read Level Ant Factor Cable Loss Preamp Factor APos TPos Remark MHz dBuV/m dBuV/m dB dBuV dB/m dB dB cm deg 1 11000.00 48.20 74.00 -25.80 60.10 39.00 12.52 63.42 --- --- Peak 2 16500.00 48.29 68.30 -20.01 56.43 41.35 15.17 64.66 --- --- Peak

Mode	205	
	Harmonic	
	U-NII-2C_5.47-5.725_802.11n HT20_CH116_5580MHz	
ANT	SISO 15	
Pol.	Horizontal	Vertical
Peak Avg	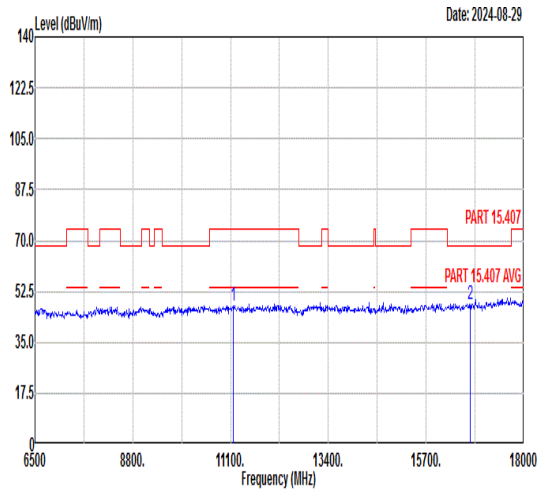 Freq Level Limit Line Margin Read Level Ant Factor Cable Loss Preamp Factor APos TPos Remark MHz dBuV/m dBuV/m dB dBuV dB/m dB dB cm deg 1 11160.00 47.43 74.00 -26.57 59.16 39.06 12.64 63.43 --- --- Peak 2 16740.00 47.91 68.30 -20.39 56.00 41.47 15.35 64.91 --- --- Peak	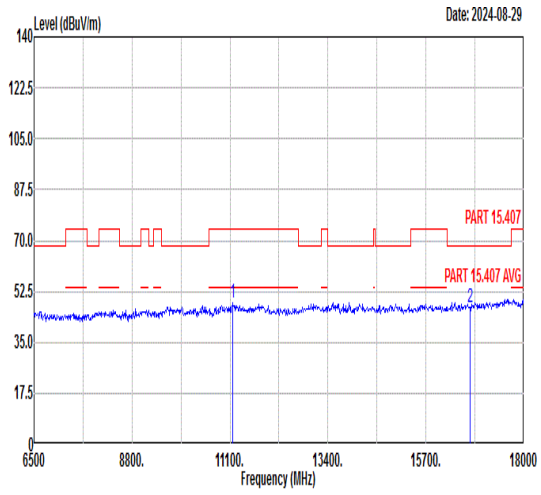 Freq Level Limit Line Margin Read Level Ant Factor Cable Loss Preamp Factor APos TPos Remark MHz dBuV/m dBuV/m dB dBuV dB/m dB dB cm deg 1 11160.00 48.42 74.00 -25.58 60.15 39.06 12.64 63.43 --- --- Peak 2 16740.00 47.27 68.30 -21.03 55.36 41.47 15.35 64.91 --- --- Peak

Mode	206	
	Band Edge	
	U-NII-2C_5.47-5.725_802.11n HT20_CH140_5700MHz	
ANT	SISO 15	
Pol.	Horizontal	Fundamental
Peak	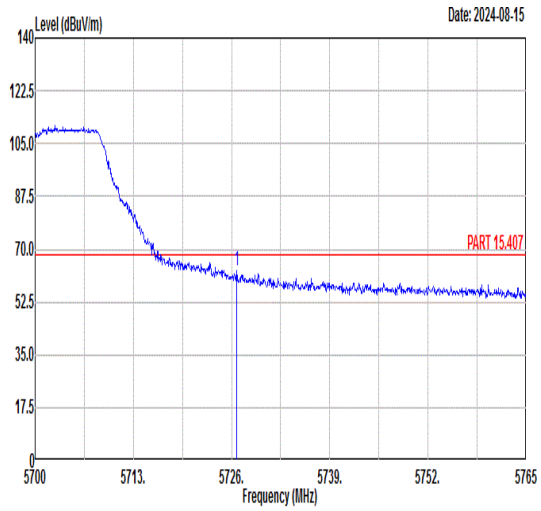 Freq Level Limit Line Margin Read Level Ant Factor Cable Loss Preamp Factor APos TPos Remark MHz dBuV/m dBuV/m dB dBuV dB/m dB dB cm deg 1 5726.65 62.91 68.30 -5.39 49.36 36.22 10.02 32.69 100 31 PEAK	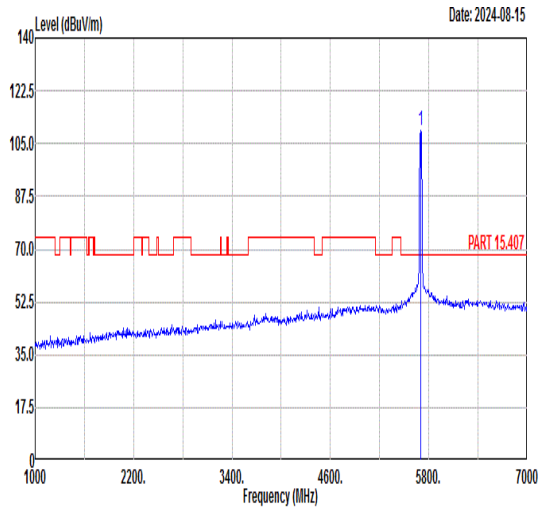 Freq Level Limit Line Margin Read Level Ant Factor Cable Loss Preamp Factor APos TPos Remark MHz dBuV/m dBuV/m dB dBuV dB/m dB dB cm deg 1 5700.00 109.45 ------ ------ 95.97 36.19 9.97 32.68 100 31 PEAK
Avg	Blank	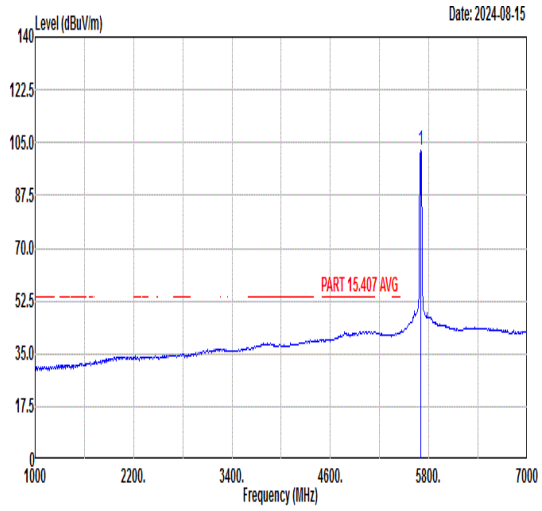 Freq Level Limit Line Margin Read Level Ant Factor Cable Loss Preamp Factor APos TPos Remark MHz dBuV/m dBuV/m dB dBuV dB/m dB dB cm deg 1 5700.00 102.49 ------ ------ 89.01 36.19 9.97 32.68 100 31 AVERAGE

Mode	206	
	Band Edge	
	U-NII-2C_5.47-5.725_802.11n HT20_CH140_5700MHz	
ANT	SISO 15	
Pol.	Vertical	Fundamental
Peak	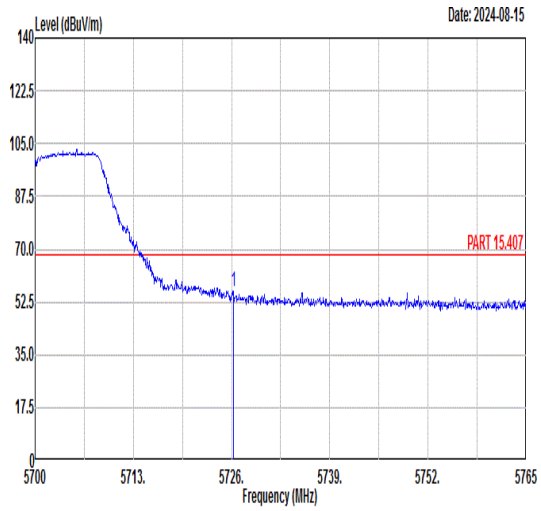 Freq Level Limit Line Margin Read Level Ant Factor Cable Loss Preamp Factor APos TPos Remark MHz dBuV/m dBuV/m dB dBuV dB/m dB dB cm deg 1 5726.26 56.22 68.30 -12.08 42.67 36.22 10.02 32.69 100 55 PEAK	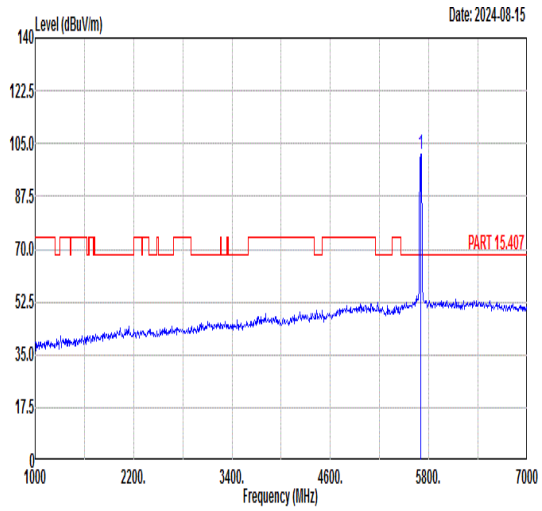 Freq Level Limit Line Margin Read Level Ant Factor Cable Loss Preamp Factor APos TPos Remark MHz dBuV/m dBuV/m dB dBuV dB/m dB dB cm deg 1 5700.00 101.43 ------ ------ 87.95 36.19 9.97 32.68 100 55 PEAK
Avg	Blank	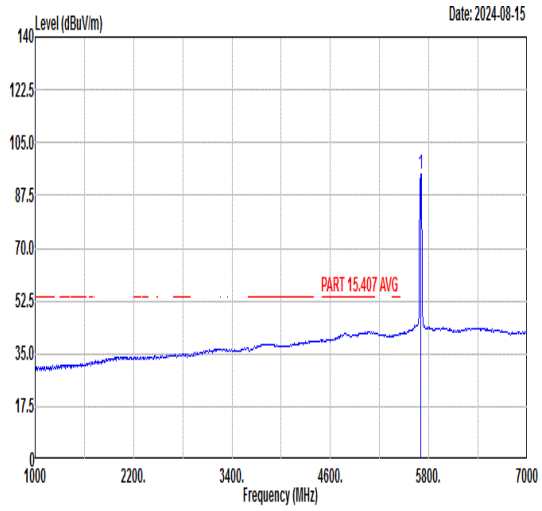 Freq Level Limit Line Margin Read Level Ant Factor Cable Loss Preamp Factor APos TPos Remark MHz dBuV/m dBuV/m dB dBuV dB/m dB dB cm deg 1 5700.00 94.50 ------ ------ 81.02 36.19 9.97 32.68 100 55 AVERAGE

Mode	206	
	Harmonic	
	U-NII-2C_5.47-5.725_802.11n HT20_CH140_5700MHz	
ANT	SISO 15	
Pol.	Horizontal	Vertical
Peak Avg	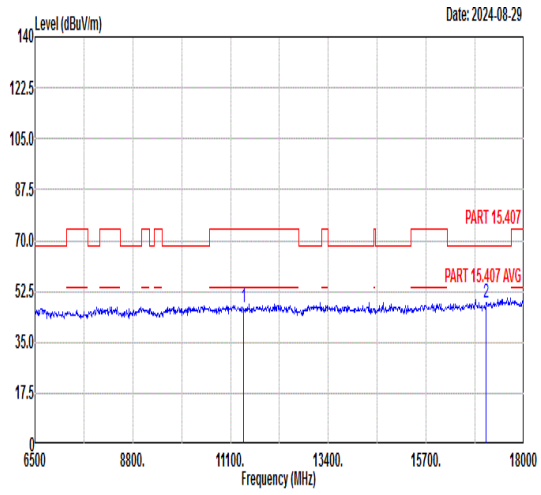 Freq Level Limit Line Margin Read Level Ant Factor Cable Loss Preamp Factor APos TPos Remark MHz dBuV/m dBuV/m dB dBuV dB/m dB dB cm deg 1 11400.00 47.27 74.00 -26.73 58.74 39.16 12.81 63.44 --- --- Peak 2 17100.00 48.77 68.30 -19.53 56.67 41.71 15.62 65.23 --- --- Peak	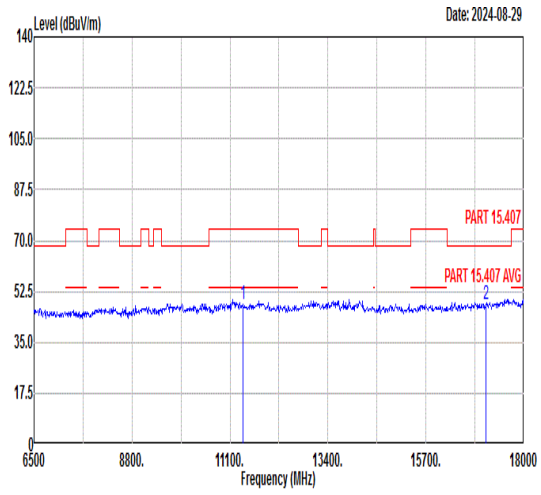 Freq Level Limit Line Margin Read Level Ant Factor Cable Loss Preamp Factor APos TPos Remark MHz dBuV/m dBuV/m dB dBuV dB/m dB dB cm deg 1 11400.00 48.25 74.00 -25.75 59.72 39.16 12.81 63.44 --- --- Peak 2 17100.00 48.31 68.30 -19.99 56.21 41.71 15.62 65.23 --- --- Peak

Mode	207	
	Band Edge - L	
	U-NII-1_5.15-5.25_802.11n HT40_CH38_5190MHz	
ANT	SISO 15	
Pol.	Horizontal	Fundamental
Peak	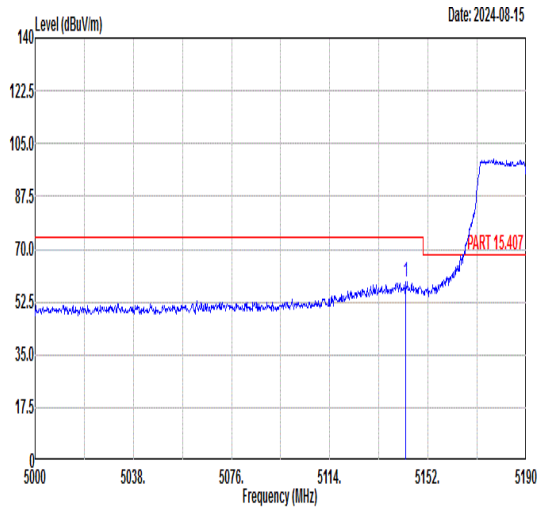 Freq Level Limit Line Margin Read Level Ant Factor Cable Loss Preamp Factor APos TPos Remark MHz dBuV/m dBuV/m dB dBuV dB/m dB dB cm deg 1 5143.26 59.37 74.00 -14.63 47.41 36.11 8.52 32.67 101 44 PEAK	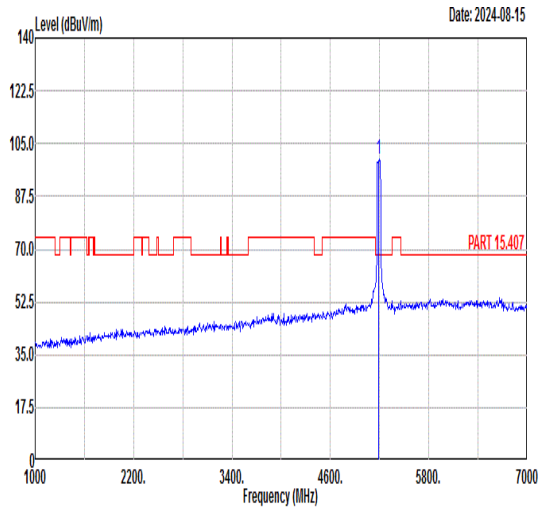 Freq Level Limit Line Margin Read Level Ant Factor Cable Loss Preamp Factor APos TPos Remark MHz dBuV/m dBuV/m dB dBuV dB/m dB dB cm deg 1 5190.00 99.93 ------ ------ 87.89 36.08 8.62 32.66 101 44 PEAK
Avg	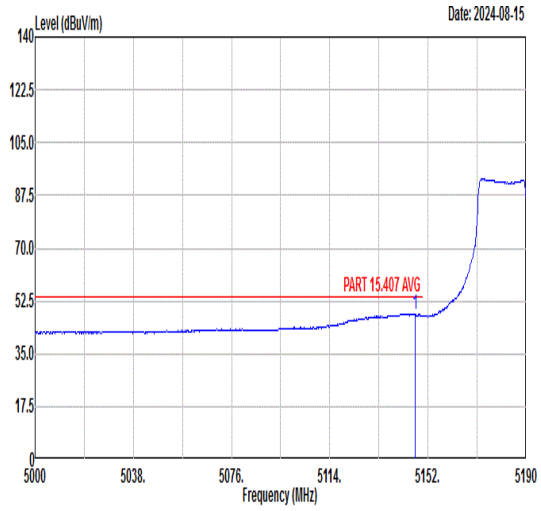 Freq Level Limit Line Margin Read Level Ant Factor Cable Loss Preamp Factor APos TPos Remark MHz dBuV/m dBuV/m dB dBuV dB/m dB dB cm deg 1 5147.06 48.12 54.00 -5.88 36.15 36.11 8.53 32.67 101 44 AVERAGE	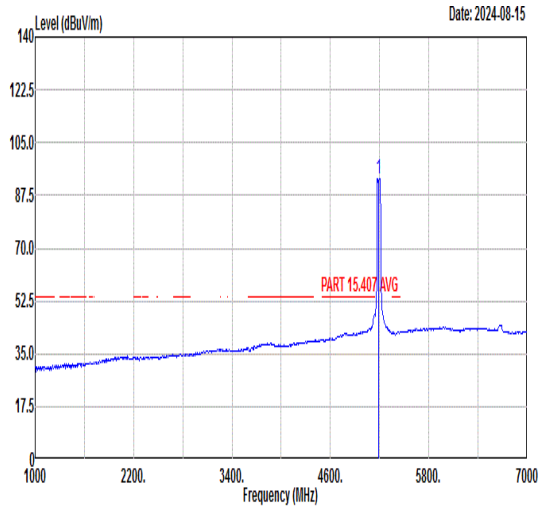 Freq Level Limit Line Margin Read Level Ant Factor Cable Loss Preamp Factor APos TPos Remark MHz dBuV/m dBuV/m dB dBuV dB/m dB dB cm deg 1 5190.00 93.13 ------ ------ 81.09 36.08 8.62 32.66 101 44 AVERAGE

Mode	207	
	Band Edge - R	
	U-NII-1_5.15-5.25_802.11n HT40_CH38_5190MHz	
ANT	SISO 15	
Pol.	Horizontal	Fundamental
Peak	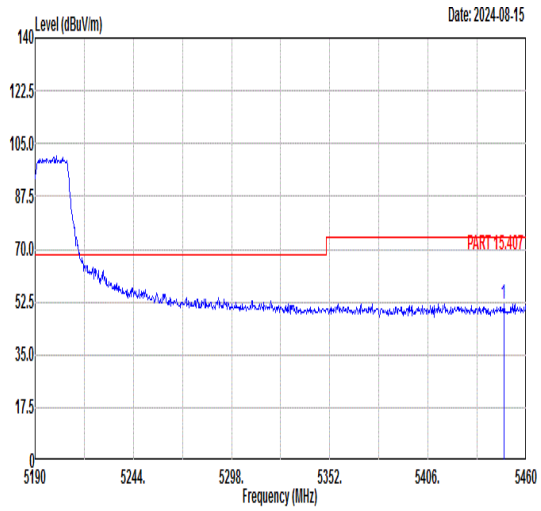 Freq Level Limit Line Margin Read Level Ant Factor Cable Loss Preamp Factor APos TPos Remark MHz dBuV/m dBuV/m dB dBuV dB/m dB dB cm deg 1 5447.58 51.85 74.00 -22.15 38.85 35.93 9.68 32.61 101 44 PEAK	Blank
Avg	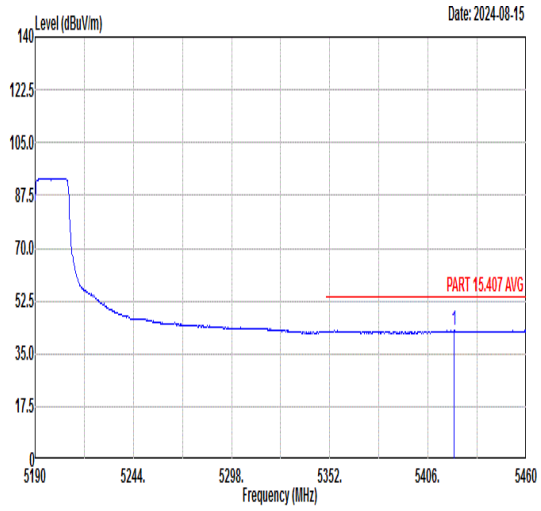 Freq Level Limit Line Margin Read Level Ant Factor Cable Loss Preamp Factor APos TPos Remark MHz dBuV/m dBuV/m dB dBuV dB/m dB dB cm deg 1 5420.31 42.84 54.00 -11.16 29.84 35.95 9.67 32.62 101 44 AVERAGE	Blank

Mode	207	
	Band Edge - L	
	U-NII-1_5.15-5.25_802.11n HT40_CH38_5190MHz	
ANT	SISO 15	
Pol.	Vertical	Fundamental
Peak	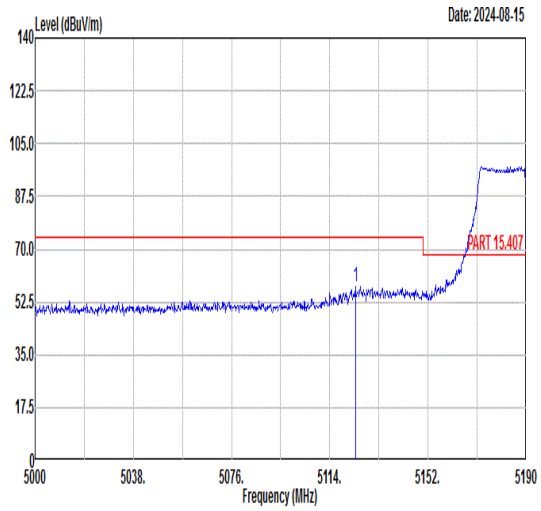 Freq Level Limit Line Margin Read Level Ant Factor Cable Loss Preamp Factor APos TPos Remark 1 5123.88 57.46 74.00 -16.54 45.52 36.13 8.49 32.68 100 26 PEAK	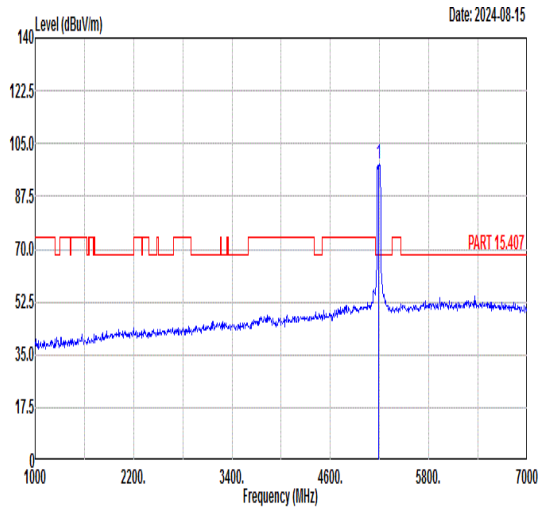 Freq Level Limit Line Margin Read Level Ant Factor Cable Loss Preamp Factor APos TPos Remark 1 5190.00 98.33 ------ ------ 86.29 36.08 8.62 32.66 100 26 PEAK
Avg	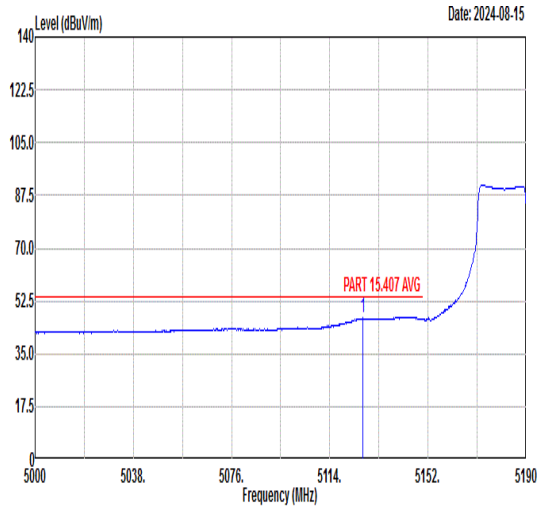 Freq Level Limit Line Margin Read Level Ant Factor Cable Loss Preamp Factor APos TPos Remark 1 5126.92 47.22 54.00 -6.78 35.28 36.12 8.49 32.67 100 26 AVERAGE	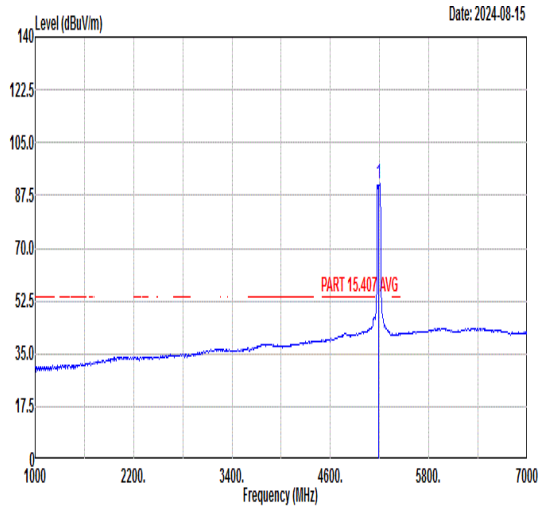 Freq Level Limit Line Margin Read Level Ant Factor Cable Loss Preamp Factor APos TPos Remark 1 5190.00 91.23 ------ ------ 79.17 36.08 8.64 32.66 100 26 AVERAGE

Mode	207	
	Band Edge - R	
	U-NII-1_5.15-5.25_802.11n HT40_CH38_5190MHz	
ANT	SISO 15	
Pol.	Vertical	Fundamental
Peak	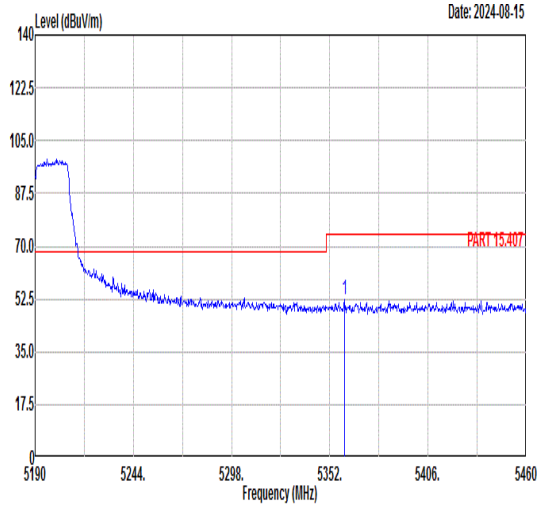 Limit Read Ant Cable Preamp APos TPos Freq Level Line Margin Level Factor Loss Factor Remark MHz dBuV/m dBuV/m dB dBuV dB/m dB dB cm deg 1 5360.10 52.29 74.00 -21.71 39.52 35.98 9.42 32.63 100 26 PEAK	Blank
Avg	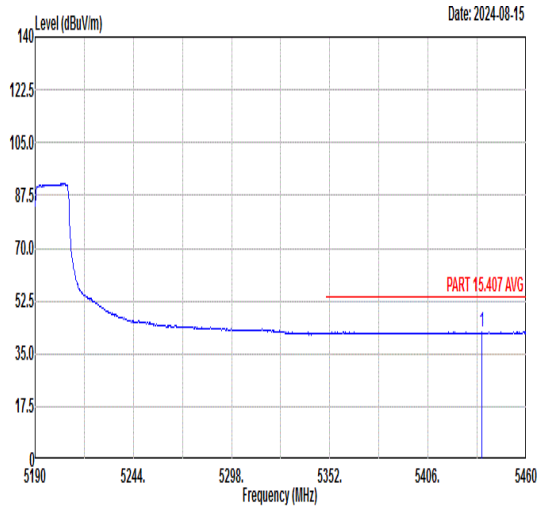 Limit Read Ant Cable Preamp APos TPos Freq Level Line Margin Level Factor Loss Factor Remark MHz dBuV/m dBuV/m dB dBuV dB/m dB dB cm deg 1 5435.70 42.26 54.00 -11.74 29.26 35.94 9.67 32.61 100 26 AVERAGE	Blank

Mode	208	
	Band Edge - L	
	U-NII-1_5.15-5.25_802.11n HT40_CH46_5230MHz	
ANT	SISO 15	
Pol.	Horizontal	Fundamental
Peak	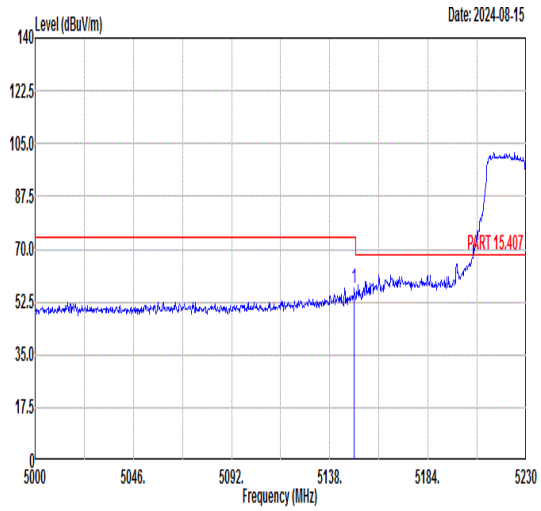 Freq Level Limit Line Margin Read Level Ant Factor Cable Loss Preamp Factor APos TPos Remark MHz dBuV/m dBuV/m dB dBuV dB/m dB dB cm deg 1 5149.50 57.13 74.00 -16.87 45.16 36.11 8.53 32.67 100 38 PEAK	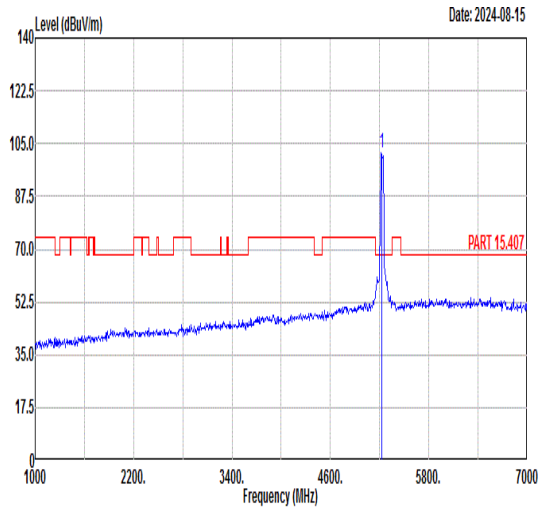 Freq Level Limit Line Margin Read Level Ant Factor Cable Loss Preamp Factor APos TPos Remark MHz dBuV/m dBuV/m dB dBuV dB/m dB dB cm deg 1 5230.00 101.97 ------ ------ 89.88 36.07 8.68 32.66 100 38 PEAK
Avg	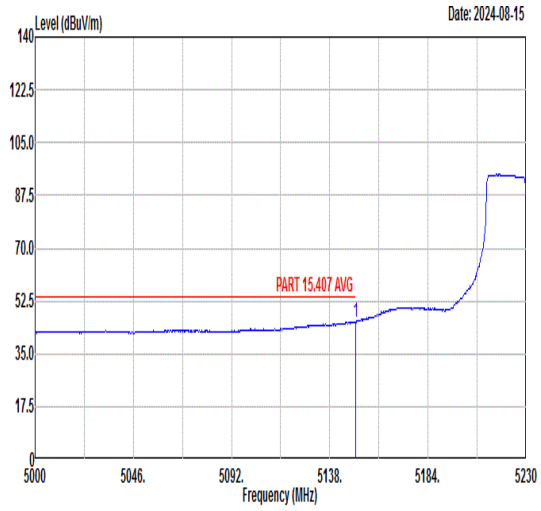 Freq Level Limit Line Margin Read Level Ant Factor Cable Loss Preamp Factor APos TPos Remark MHz dBuV/m dBuV/m dB dBuV dB/m dB dB cm deg 1 5149.96 45.64 54.00 -8.36 33.66 36.11 8.54 32.67 100 38 AVERAGE	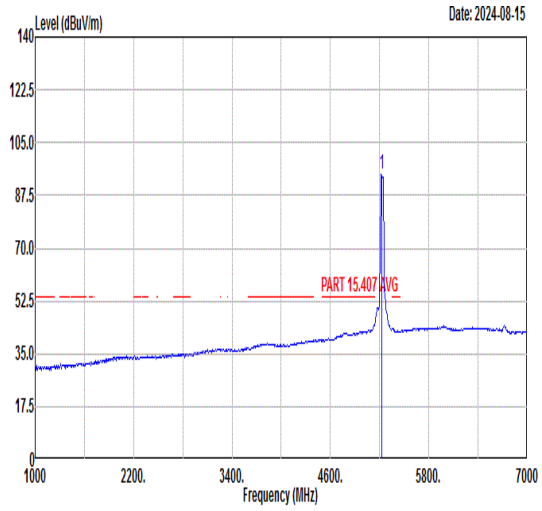 Freq Level Limit Line Margin Read Level Ant Factor Cable Loss Preamp Factor APos TPos Remark MHz dBuV/m dBuV/m dB dBuV dB/m dB dB cm deg 1 5230.00 94.34 ------ ------ 82.25 36.07 8.68 32.66 100 38 AVERAGE

Mode	208	
	Band Edge - R	
	U-NII-1_5.15-5.25_802.11n HT40_CH46_5230MHz	
ANT	SISO 15	
Pol.	Horizontal	Fundamental
Peak	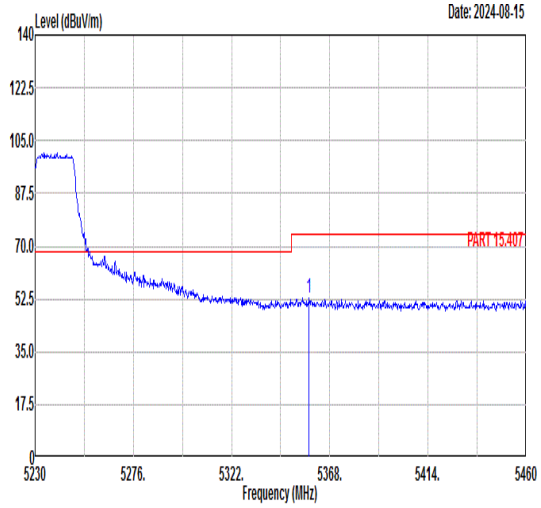 Freq Level Limit Line Margin Read Level Ant Factor Cable Loss Preamp Factor APos TPos Remark MHz dBuV/m dBuV/m dB dBuV dB/m dB dB cm deg 1 5358.34 53.08 74.00 -20.92 40.31 35.99 9.41 32.63 100 38 PEAK	Blank
Avg	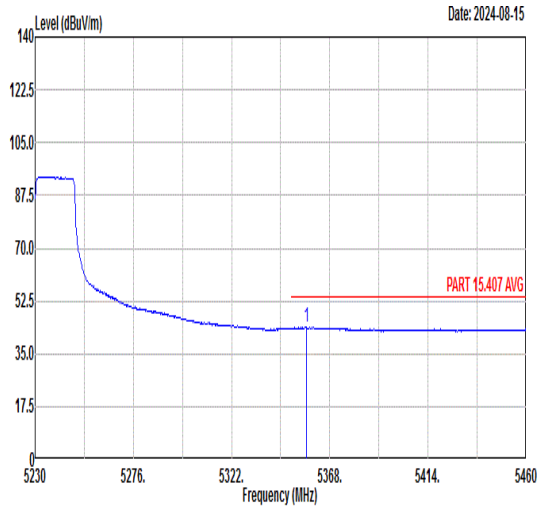 Freq Level Limit Line Margin Read Level Ant Factor Cable Loss Preamp Factor APos TPos Remark MHz dBuV/m dBuV/m dB dBuV dB/m dB dB cm deg 1 5357.19 43.80 54.00 -10.20 31.04 35.99 9.40 32.63 100 38 AVERAGE	Blank

Mode	208	
	Band Edge - L	
	U-NII-1_5.15-5.25_802.11n HT40_CH46_5230MHz	
ANT	SISO 15	
Pol.	Vertical	Fundamental
Peak	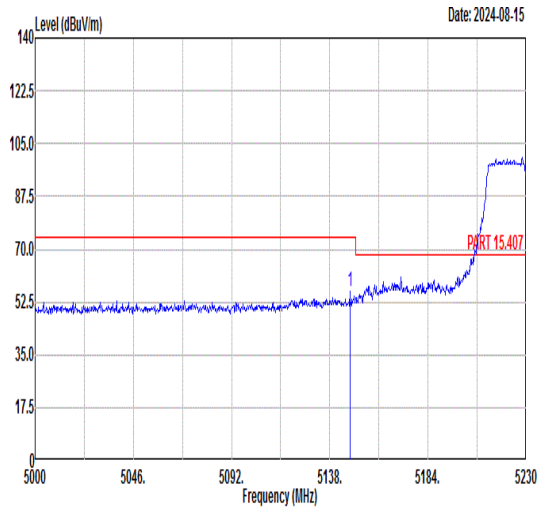 Freq Level Limit Line Margin Read Level Ant Factor Cable Loss Preamp Factor APos TPos Remark MHz dBuV/m dBuV/m dB dBuV dB/m dB dB cm deg 1 5147.43 55.96 74.00 -18.04 43.99 36.11 8.53 32.67 100 26 PEAK	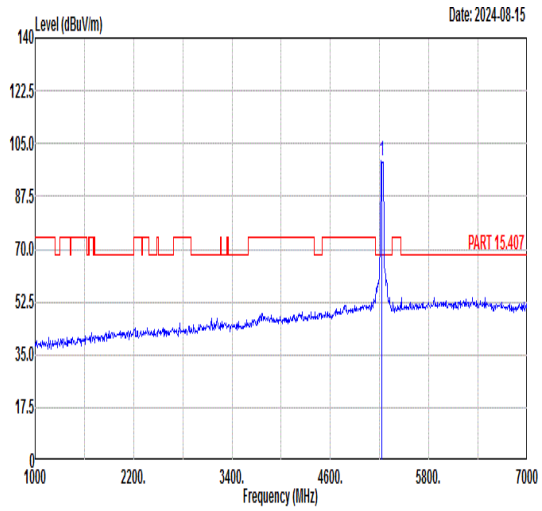 Freq Level Limit Line Margin Read Level Ant Factor Cable Loss Preamp Factor APos TPos Remark MHz dBuV/m dBuV/m dB dBuV dB/m dB dB cm deg 1 5230.00 99.09 ------ ------ 87.00 36.07 8.68 32.66 100 26 PEAK
Avg	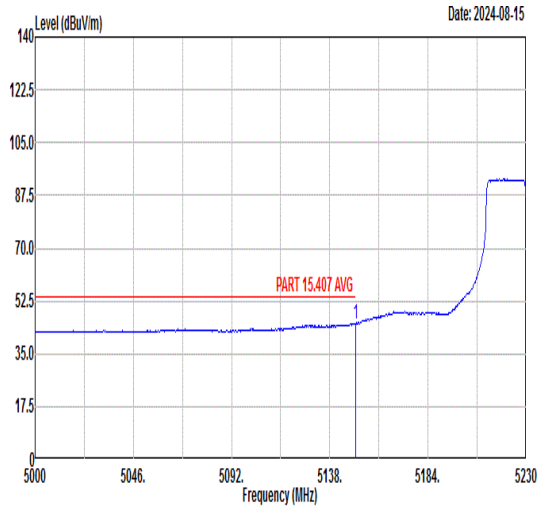 Freq Level Limit Line Margin Read Level Ant Factor Cable Loss Preamp Factor APos TPos Remark MHz dBuV/m dBuV/m dB dBuV dB/m dB dB cm deg 1 5149.96 44.91 54.00 -9.09 32.93 36.11 8.54 32.67 100 26 AVERAGE	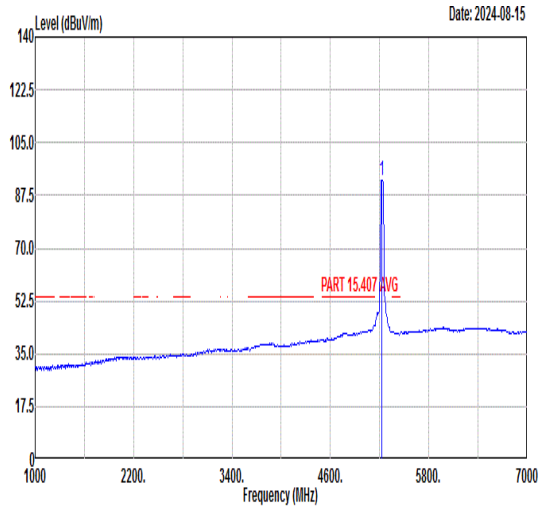 Freq Level Limit Line Margin Read Level Ant Factor Cable Loss Preamp Factor APos TPos Remark MHz dBuV/m dBuV/m dB dBuV dB/m dB dB cm deg 1 5230.00 92.54 ------ ------ 80.36 36.06 8.77 32.65 100 26 AVERAGE

Mode	208	
	Band Edge - R	
	U-NII-1_5.15-5.25_802.11n HT40_CH46_5230MHz	
ANT	SISO 15	
Pol.	Vertical	Fundamental
Peak	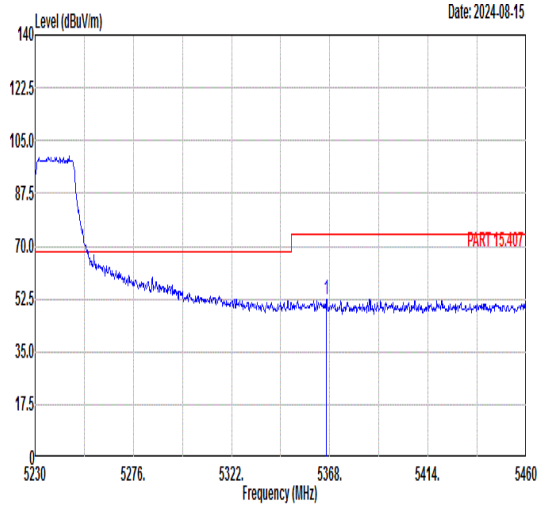 Freq Level Limit Line Margin Read Level Ant Factor Cable Loss Preamp Factor APos TPos Remark MHz dBuV/m dBuV/m dB dBuV dB/m dB dB cm deg 1 5366.39 52.22 74.00 -21.78 39.42 35.98 9.45 32.63 100 26 PEAK	Blank
Avg	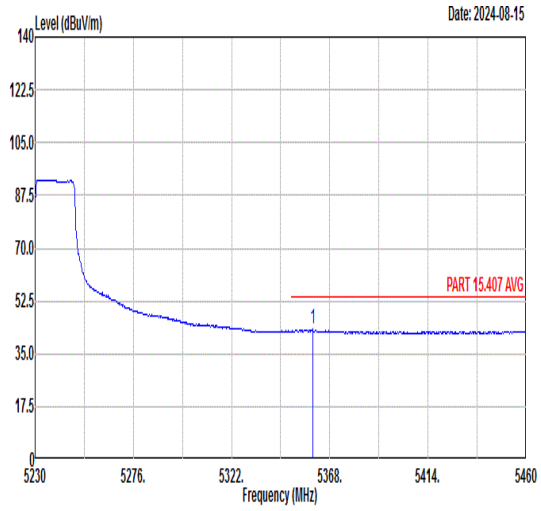 Freq Level Limit Line Margin Read Level Ant Factor Cable Loss Preamp Factor APos TPos Remark MHz dBuV/m dBuV/m dB dBuV dB/m dB dB cm deg 1 5359.95 43.08 54.00 -10.92 30.31 35.98 9.42 32.63 100 26 AVERAGE	Blank

Mode	209	
	Band Edge - L	
	U-NII-2A_5.25-5.35_802.11n HT40_CH54_5270MHz	
ANT	SISO 15	
Pol.	Horizontal	Fundamental
Peak	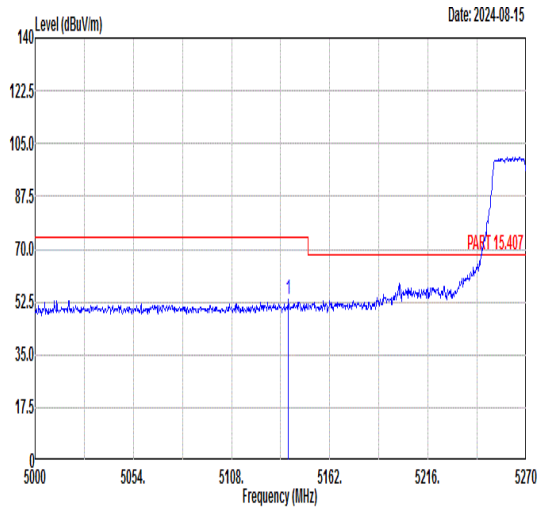 Freq Level Limit Line Margin Read Level Ant Factor Cable Loss Preamp Factor APos TPos Remark MHz dBuV/m dBuV/m dB dBuV dB/m dB dB cm deg 1 5139.32 53.10 74.00 -20.90 41.13 36.12 8.52 32.67 100 34 PEAK	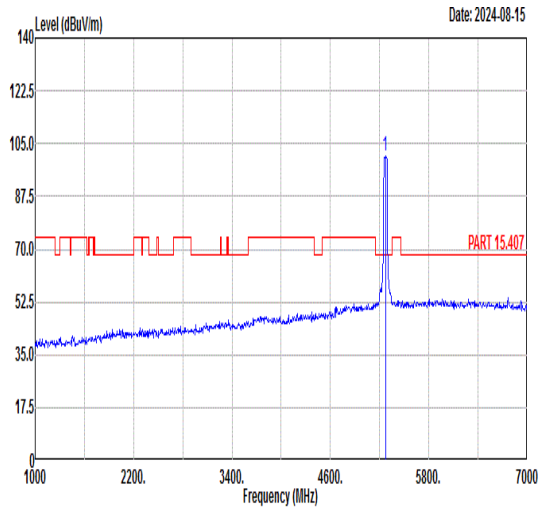 Freq Level Limit Line Margin Read Level Ant Factor Cable Loss Preamp Factor APos TPos Remark MHz dBuV/m dBuV/m dB dBuV dB/m dB dB cm deg 1 5270.00 101.11 ------ ------ 88.73 36.03 8.99 32.64 100 34 PEAK
Avg	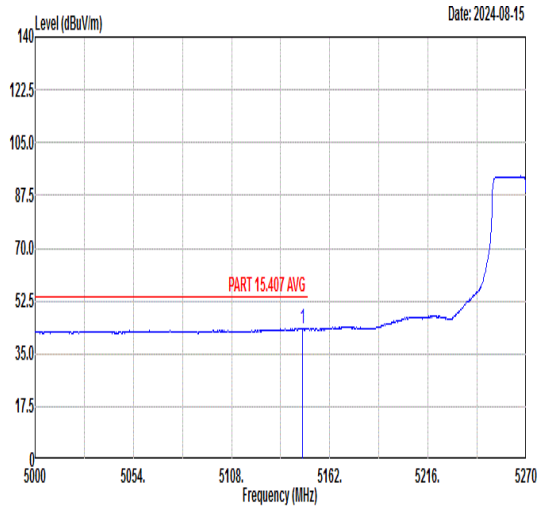 Freq Level Limit Line Margin Read Level Ant Factor Cable Loss Preamp Factor APos TPos Remark MHz dBuV/m dBuV/m dB dBuV dB/m dB dB cm deg 1 5147.15 43.32 54.00 -10.68 31.35 36.11 8.53 32.67 100 34 AVERAGE	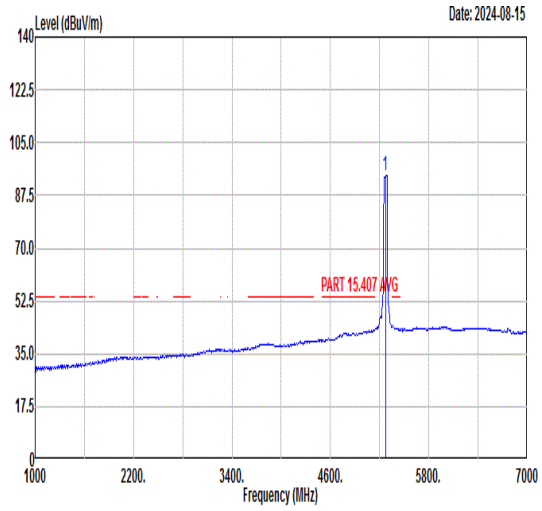 Freq Level Limit Line Margin Read Level Ant Factor Cable Loss Preamp Factor APos TPos Remark MHz dBuV/m dBuV/m dB dBuV dB/m dB dB cm deg 1 5270.00 93.90 ------ ------ 81.49 36.03 9.02 32.64 100 34 AVERAGE

Mode	209	
	Band Edge - R	
	U-NII-2A_5.25-5.35_802.11n HT40_CH54_5270MHz	
ANT	SISO 15	
Pol.	Horizontal	Fundamental
Peak	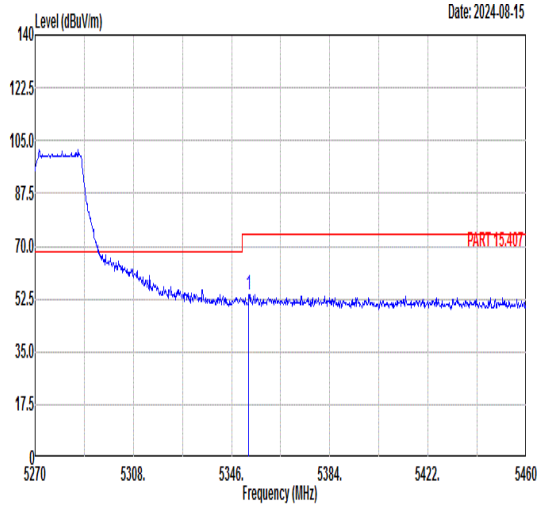 Freq Level Limit Line Margin Read Level Ant Factor Cable Loss Preamp Factor APos TPos Remark MHz dBuV/m dBuV/m dB dBuV dB/m dB dB cm deg 1 5352.65 53.74 74.00 -20.26 41.00 35.99 9.38 32.63 100 34 PEAK	Blank
Avg	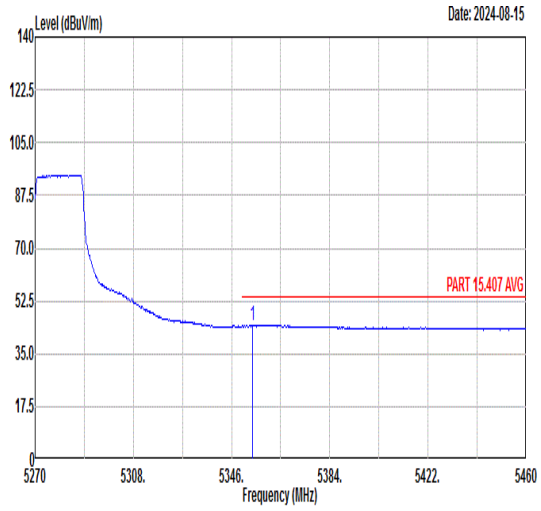 Freq Level Limit Line Margin Read Level Ant Factor Cable Loss Preamp Factor APos TPos Remark MHz dBuV/m dBuV/m dB dBuV dB/m dB dB cm deg 1 5353.98 44.50 54.00 -9.50 31.75 35.99 9.39 32.63 100 34 AVERAGE	Blank

Mode	209	
	Band Edge - L	
	U-NII-2A_5.25-5.35_802.11n HT40_CH54_5270MHz	
ANT	SISO 15	
Pol.	Vertical	Fundamental
Peak	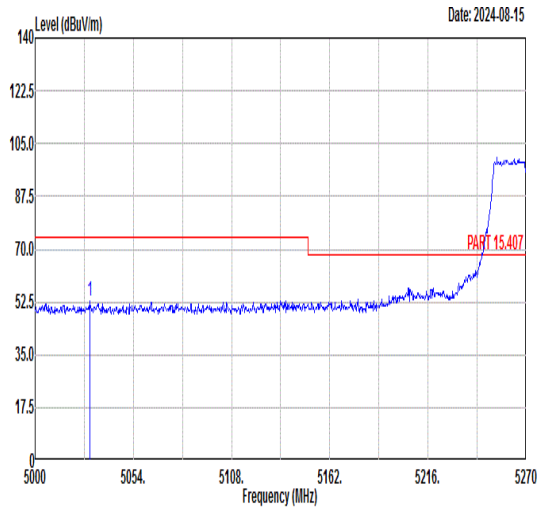 Freq Level Limit Line Margin Read Level Ant Factor Cable Loss Preamp Factor APos TPos Remark MHz dBuV/m dBuV/m dB dBuV dB/m dB dB cm deg 1 5029.97 52.90 74.00 -21.10 41.10 36.18 8.31 32.69 100 26 PEAK	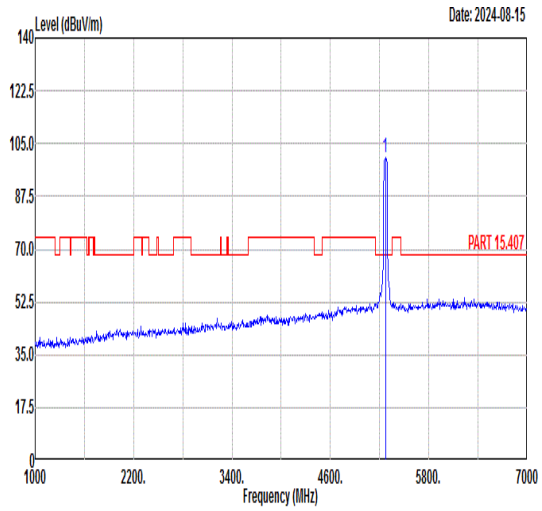 Freq Level Limit Line Margin Read Level Ant Factor Cable Loss Preamp Factor APos TPos Remark MHz dBuV/m dBuV/m dB dBuV dB/m dB dB cm deg 1 5270.00 100.46 ------ ------ 88.11 36.04 8.96 32.65 100 26 PEAK
Avg	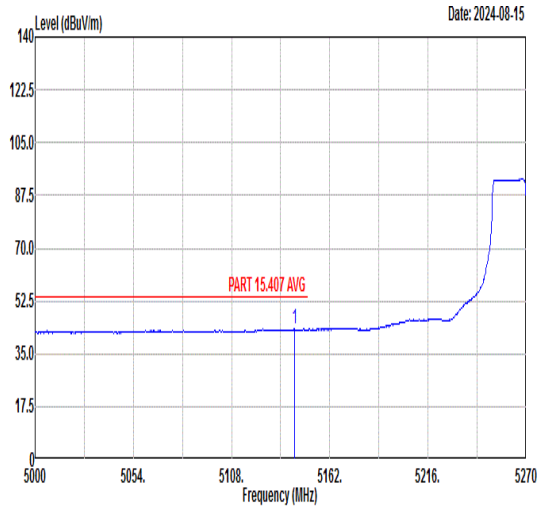 Freq Level Limit Line Margin Read Level Ant Factor Cable Loss Preamp Factor APos TPos Remark MHz dBuV/m dBuV/m dB dBuV dB/m dB dB cm deg 1 5142.56 43.19 54.00 -10.81 31.23 36.11 8.52 32.67 100 26 AVERAGE	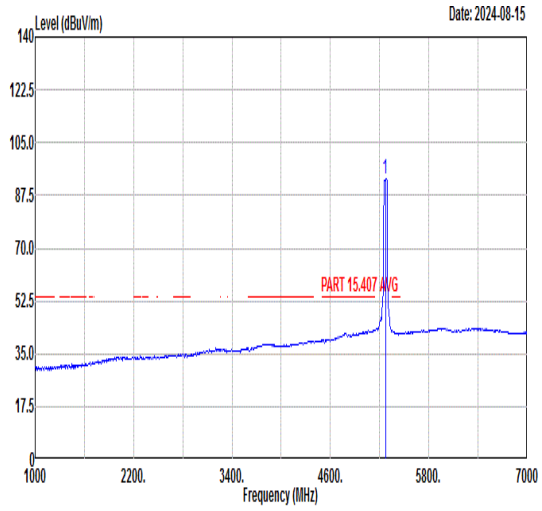 Freq Level Limit Line Margin Read Level Ant Factor Cable Loss Preamp Factor APos TPos Remark MHz dBuV/m dBuV/m dB dBuV dB/m dB dB cm deg 1 5270.00 93.03 ------ ------ 80.68 36.04 8.96 32.65 100 26 AVERAGE

Mode	209	
	Band Edge - R	
	U-NII-2A_5.25-5.35_802.11n HT40_CH54_5270MHz	
ANT	SISO 15	
Pol.	Vertical	Fundamental
Peak	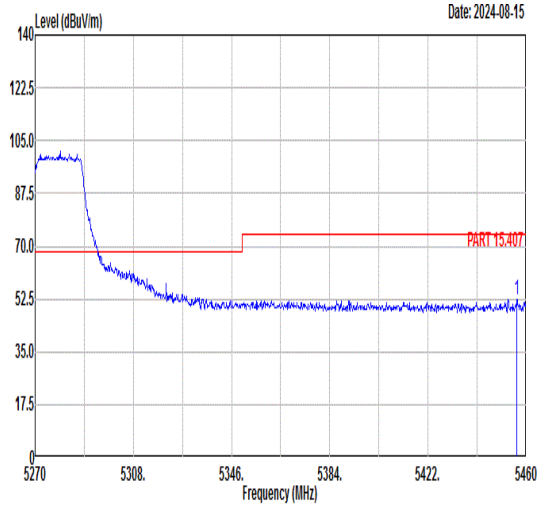 Freq Level Limit Line Margin Read Level Ant Factor Cable Loss Preamp Factor APos TPos Remark MHz dBuV/m dBuV/m dB dBuV dB/m dB dB cm deg 1 5456.39 52.13 74.00 -21.87 39.12 35.93 9.69 32.61 100 26 PEAK	Blank
Avg	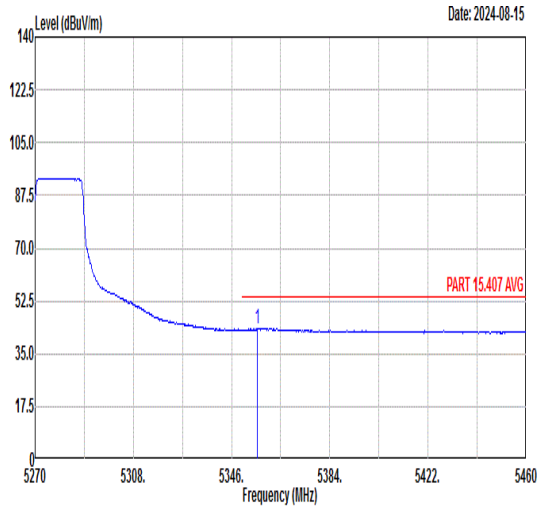 Freq Level Limit Line Margin Read Level Ant Factor Cable Loss Preamp Factor APos TPos Remark MHz dBuV/m dBuV/m dB dBuV dB/m dB dB cm deg 1 5355.88 43.33 54.00 -10.67 30.57 35.99 9.40 32.63 100 26 AVERAGE	Blank

Mode	210	
	Band Edge - L	
	U-NII-2A_5.25-5.35_802.11n HT40_CH62_5310MHz	
ANT	SISO 15	
Pol.	Horizontal	Fundamental
Peak	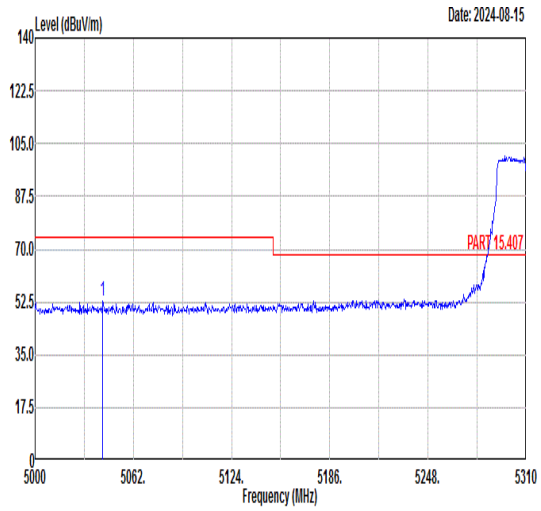 Freq Level Limit Line Margin Read Level Ant Factor Cable Loss Preamp Factor APos TPos Remark 1 5042.78 52.65 74.00 -21.35 40.83 36.17 8.34 32.69 114 38 PEAK	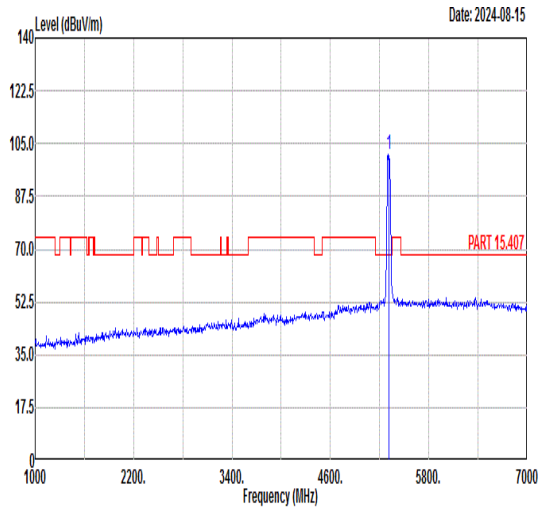 Freq Level Limit Line Margin Read Level Ant Factor Cable Loss Preamp Factor APos TPos Remark 1 5310.00 101.35 ------ ------ 88.85 36.02 9.12 32.64 114 38 PEAK
Avg	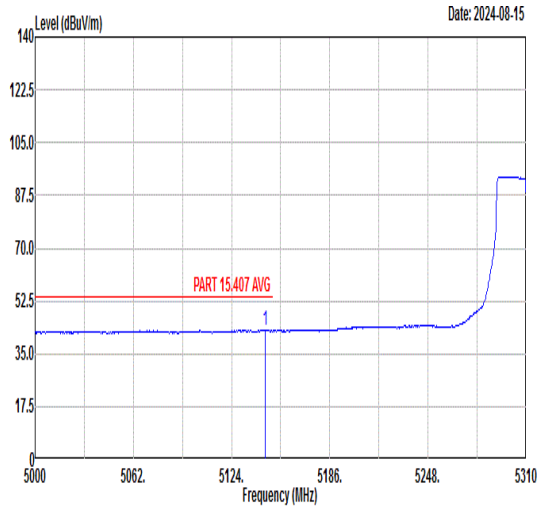 Freq Level Limit Line Margin Read Level Ant Factor Cable Loss Preamp Factor APos TPos Remark 1 5145.08 42.89 54.00 -11.11 30.92 36.11 8.53 32.67 114 38 AVERAGE	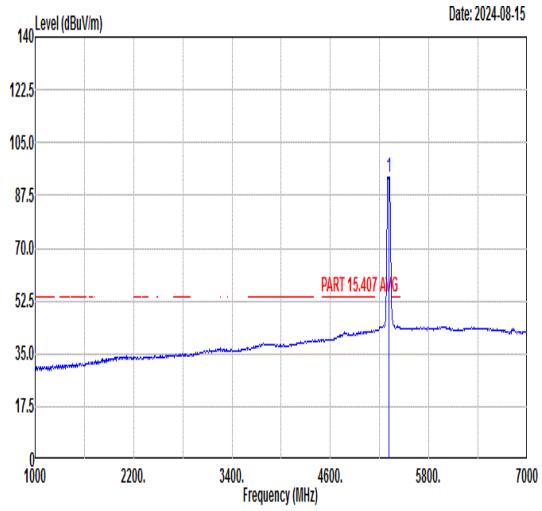 Freq Level Limit Line Margin Read Level Ant Factor Cable Loss Preamp Factor APos TPos Remark 1 5310.00 93.50 ------ ------ 81.00 36.02 9.12 32.64 114 38 AVERAGE

Mode	210	
	Band Edge - R	
	U-NII-2A_5.25-5.35_802.11n HT40_CH62_5310MHz	
ANT	SISO 15	
Pol.	Horizontal	Fundamental
Peak	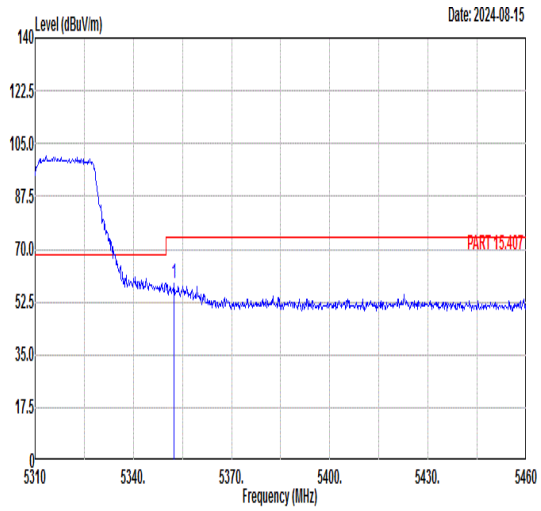 Freq Level Limit Line Margin Read Level Ant Factor Cable Loss Preamp Factor APos TPos Remark MHz dBuV/m dBuV/m dB dBuV dB/m dB dB cm deg 1 5352.30 58.51 74.00 -15.49 45.77 35.99 9.38 32.63 114 38 PEAK	Blank
Avg	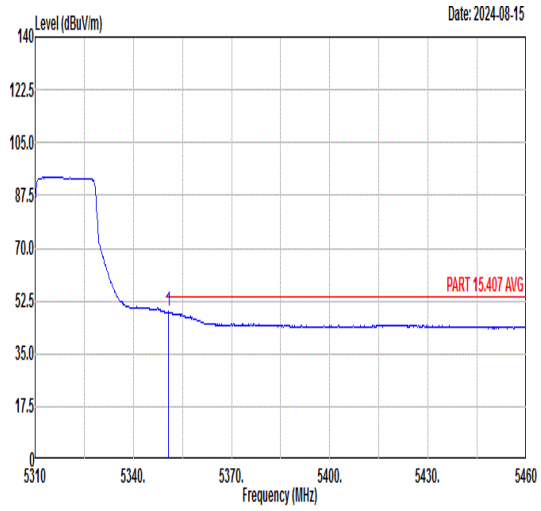 Freq Level Limit Line Margin Read Level Ant Factor Cable Loss Preamp Factor APos TPos Remark MHz dBuV/m dBuV/m dB dBuV dB/m dB dB cm deg 1 5350.80 48.90 54.00 -5.10 36.17 35.99 9.37 32.63 114 38 AVERAGE	Blank

Mode	210	
	Band Edge - L	
	U-NII-2A_5.25-5.35_802.11n HT40_CH62_5310MHz	
ANT	SISO 15	
Pol.	Vertical	Fundamental
Peak	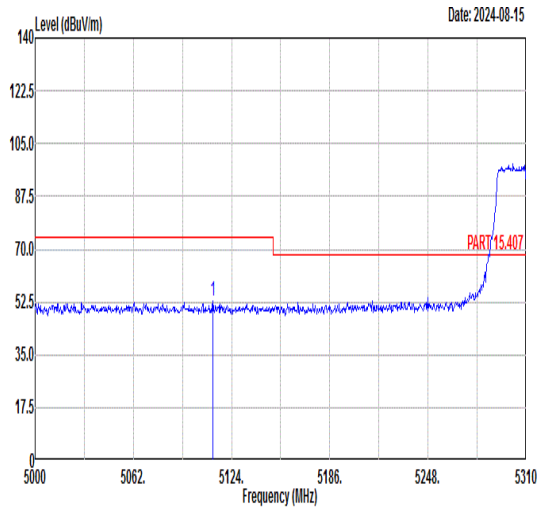 Freq Level Limit Line Margin Read Level Ant Factor Cable Loss Preamp Factor APos TPos Remark MHz dBuV/m dBuV/m dB dBuV dB/m dB dB cm deg 1 5112.22 52.82 74.00 -21.18 40.90 36.13 8.47 32.68 100 29 PEAK	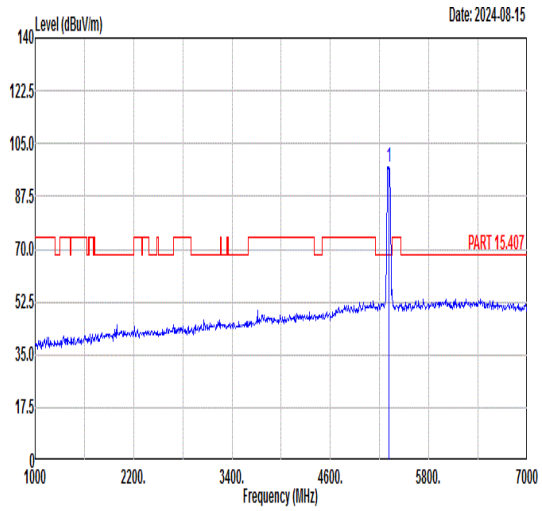 Freq Level Limit Line Margin Read Level Ant Factor Cable Loss Preamp Factor APos TPos Remark MHz dBuV/m dBuV/m dB dBuV dB/m dB dB cm deg 1 5310.00 97.27 ------ ------ 84.80 36.02 9.09 32.64 100 29 PEAK
Avg	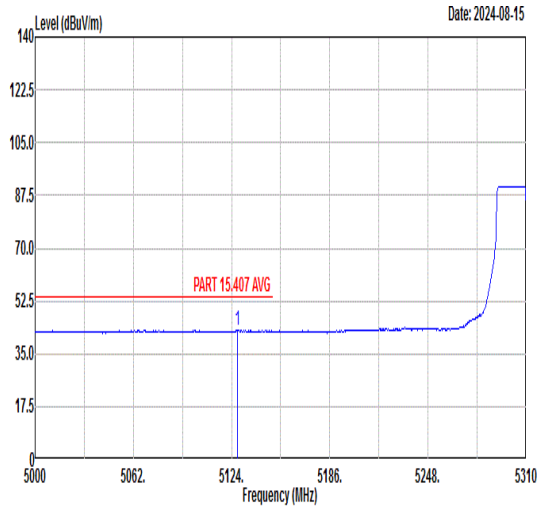 Freq Level Limit Line Margin Read Level Ant Factor Cable Loss Preamp Factor APos TPos Remark MHz dBuV/m dBuV/m dB dBuV dB/m dB dB cm deg 1 5127.72 42.90 54.00 -11.10 30.96 36.12 8.49 32.67 100 29 AVERAGE	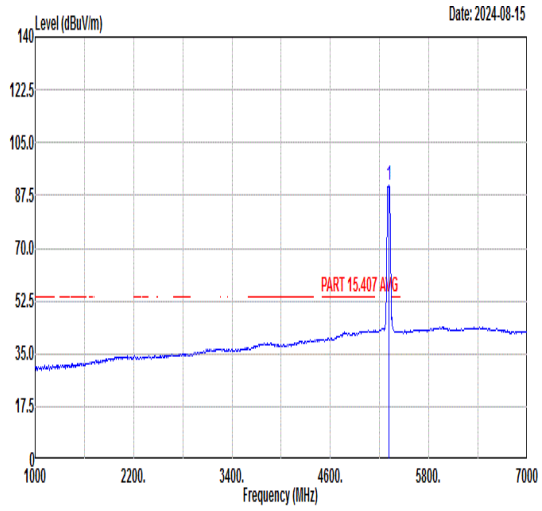 Freq Level Limit Line Margin Read Level Ant Factor Cable Loss Preamp Factor APos TPos Remark MHz dBuV/m dBuV/m dB dBuV dB/m dB dB cm deg 1 5310.00 90.63 ------ ------ 78.08 36.01 9.18 32.64 100 29 AVERAGE