Mode	81	
	Band Edge	
	U-NII-1_5.15-5.25_802.11be EHT20_CH36_Small RU 106+26_5180MHz	
ANT	CDD 14+15	
Pol.	Horizontal	Fundamental
Peak	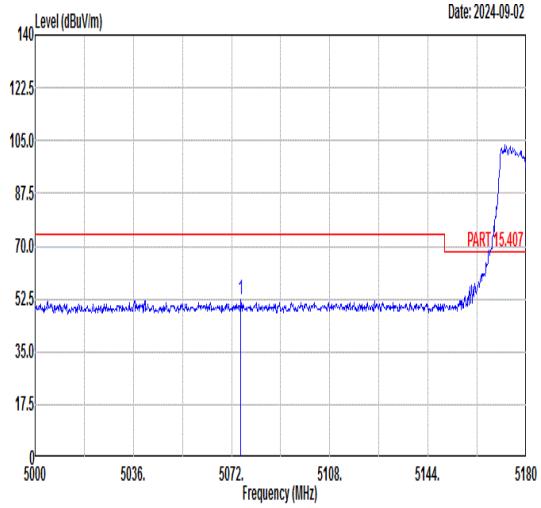 Freq Level Limit Line Margin (dB) Read Level Ant Factor Cable Loss Preamp Factor APos TPos Remark MHz dBuV/m dBuV/m dBuV dB/m dB dB cm deg 1 5075.42 52.20 74.00 -21.80 40.33 36.15 8.40 32.68 200 360 PEAK	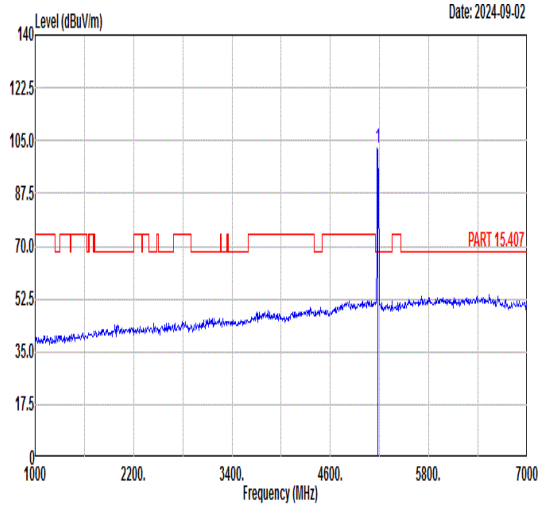 Freq Level Limit Line Margin (dB) Read Level Ant Factor Cable Loss Preamp Factor APos TPos Remark MHz dBuV/m dBuV/m dBuV dB/m dB dB cm deg 1 5180.00 102.46 ------ ------ 90.46 36.10 8.57 32.67 200 360 PEAK
Avg	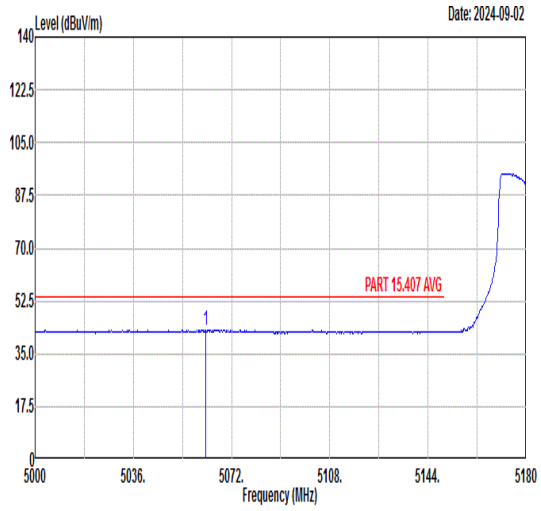 Freq Level Limit Line Margin (dB) Read Level Ant Factor Cable Loss Preamp Factor APos TPos Remark MHz dBuV/m dBuV/m dBuV dB/m dB dB cm deg 1 5062.46 42.80 54.00 -11.20 30.96 36.16 8.37 32.69 200 360 AVERAGE	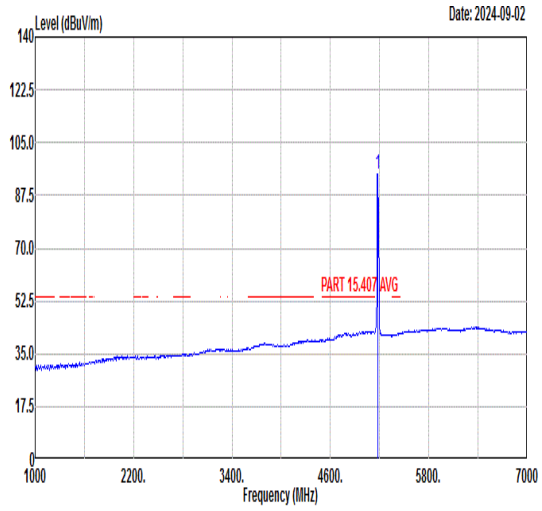 Freq Level Limit Line Margin (dB) Read Level Ant Factor Cable Loss Preamp Factor APos TPos Remark MHz dBuV/m dBuV/m dBuV dB/m dB dB cm deg 1 5180.00 94.53 ------ ------ 82.53 36.10 8.57 32.67 200 360 AVERAGE

Mode	81	
	Band Edge	
	U-NII-1_5.15-5.25_802.11be EHT20_CH36_Small RU 106+26_5180MHz	
ANT	CDD 14+15	
Pol.	Vertical	Fundamental
Peak	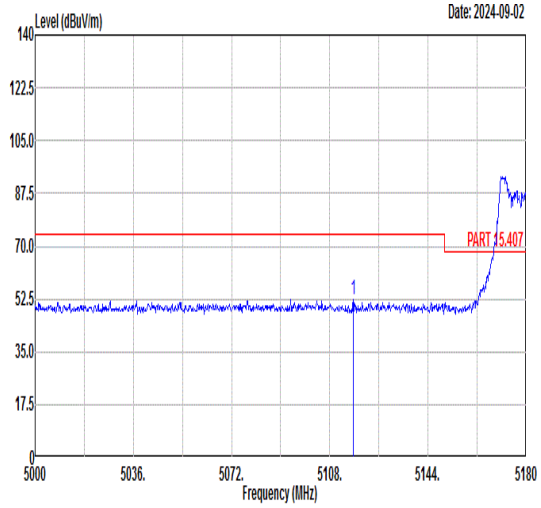 Freq Level Limit Line Margin (dB) Read Level Ant Factor Cable Loss Preamp Factor APos TPos Remark MHz dBuV/m dBuV/m dBuV dB/m dB dB cm deg 1 5116.64 52.36 74.00 -21.64 40.44 36.13 8.47 32.68 152 0 PEAK	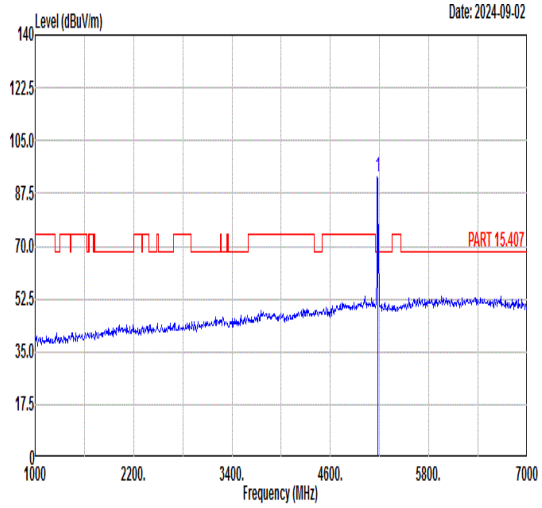 Freq Level Limit Line Margin (dB) Read Level Ant Factor Cable Loss Preamp Factor APos TPos Remark MHz dBuV/m dBuV/m dBuV dB/m dB dB cm deg 1 5180.00 92.72 ------ ------ 80.72 36.10 8.57 32.67 152 0 PEAK
Avg	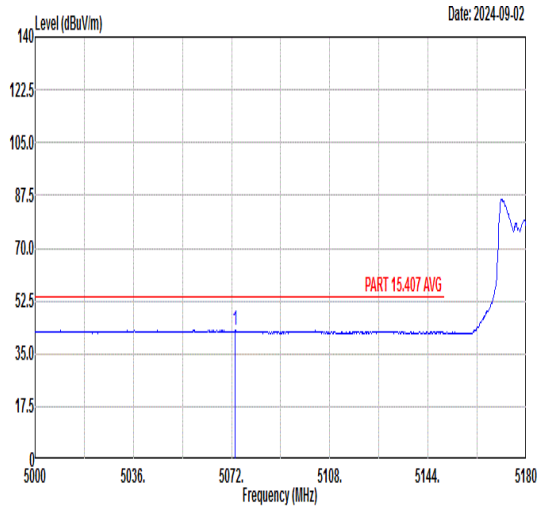 Freq Level Limit Line Margin (dB) Read Level Ant Factor Cable Loss Preamp Factor APos TPos Remark MHz dBuV/m dBuV/m dBuV dB/m dB dB cm deg 1 5073.26 42.72 54.00 -11.28 30.86 36.16 8.39 32.69 152 0 AVERAGE	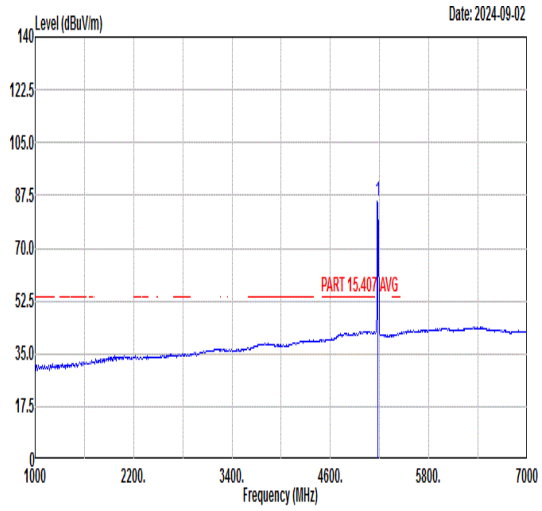 Freq Level Limit Line Margin (dB) Read Level Ant Factor Cable Loss Preamp Factor APos TPos Remark MHz dBuV/m dBuV/m dBuV dB/m dB dB cm deg 1 5180.00 85.75 ------ ------ 73.75 36.10 8.57 32.67 152 0 AVERAGE

Mode	82	
	Band Edge	
	U-NII-2A_5.25-5.35_802.11be EHT20_CH64_Small RU 106+26_5320MHz	
ANT	CDD 14+15	
Pol.	Horizontal	Fundamental
Peak	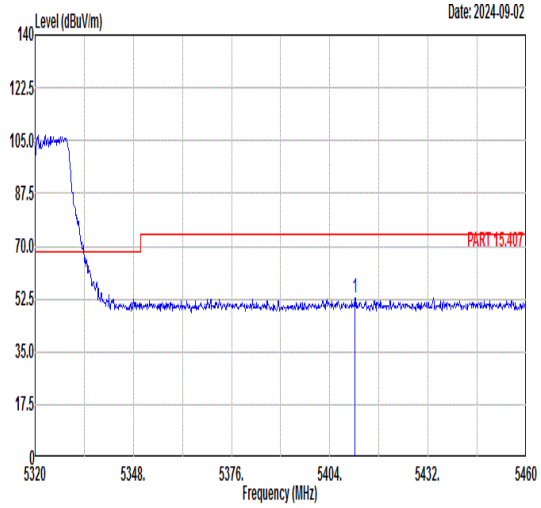 Freq Level Limit Line Margin (dB) Read Level Ant Factor Cable Loss Preamp Factor APos Remark TPos MHz dBuV/m dBuV/m dBuV dB/m dB dB cm deg 1 5411.14 52.88 74.00 -21.12 39.89 35.95 9.66 32.62 100 29 PEAK	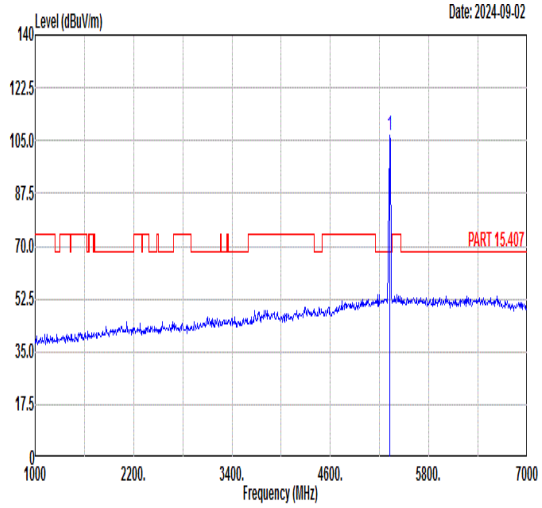 Freq Level Limit Line Margin (dB) Read Level Ant Factor Cable Loss Preamp Factor APos Remark TPos MHz dBuV/m dBuV/m dBuV dB/m dB dB cm deg 1 5320.00 106.87 ------ ------ 94.26 36.00 9.24 32.63 100 29 PEAK
Avg	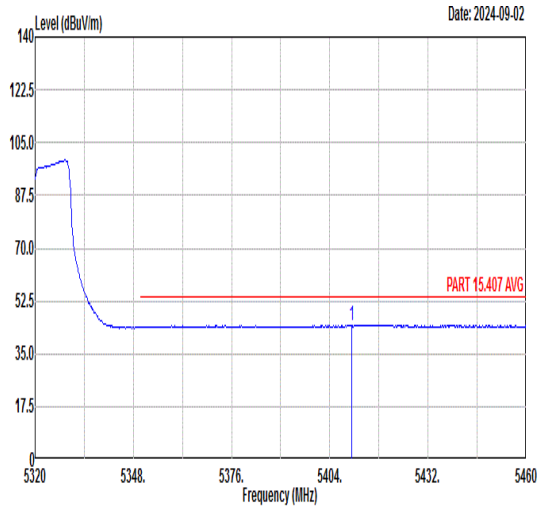 Freq Level Limit Line Margin (dB) Read Level Ant Factor Cable Loss Preamp Factor APos Remark TPos MHz dBuV/m dBuV/m dBuV dB/m dB dB cm deg 1 5410.16 44.57 54.00 -9.43 31.58 35.95 9.66 32.62 100 29 AVERAGE	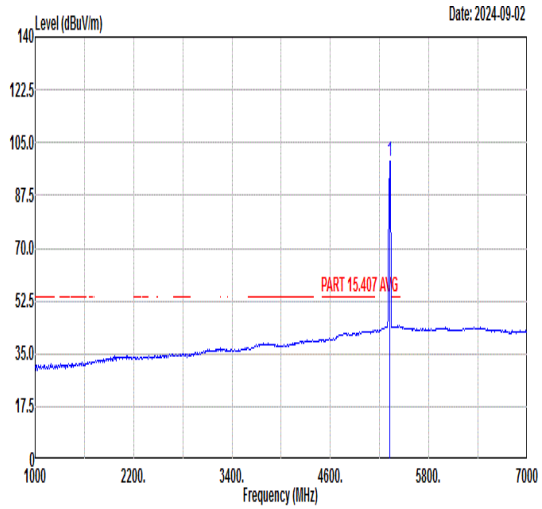 Freq Level Limit Line Margin (dB) Read Level Ant Factor Cable Loss Preamp Factor APos Remark TPos MHz dBuV/m dBuV/m dBuV dB/m dB dB cm deg 1 5320.00 99.02 ------ ------ 86.41 36.00 9.24 32.63 100 29 AVERAGE

Mode	82	
	Band Edge	
	U-NII-2A_5.25-5.35_802.11be EHT20_CH64_Small RU 106+26_5320MHz	
ANT	CDD 14+15	
Pol.	Vertical	Fundamental
Peak	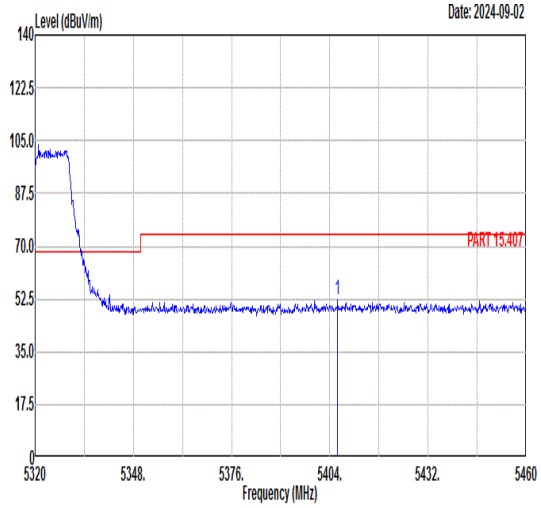 Freq Level Limit Line Margin (dB) Read Level Ant Factor Cable Loss Preamp Factor APos Remark TPos MHz dBuV/m dBuV/m dBuV dB/m dB dB cm deg 1 5406.24 52.31 74.00 -21.69 39.31 35.96 9.66 32.62 300 270 PEAK	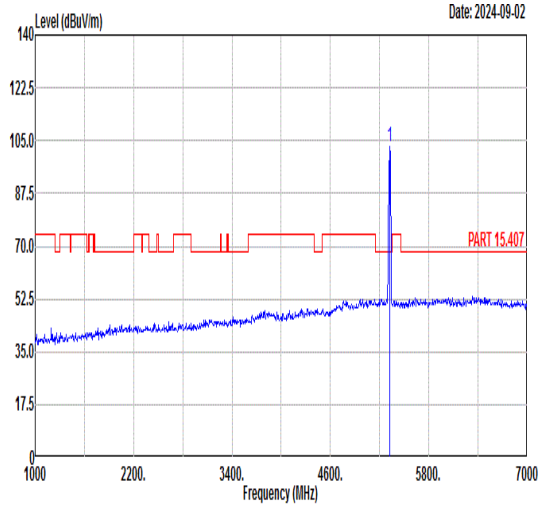 Freq Level Limit Line Margin (dB) Read Level Ant Factor Cable Loss Preamp Factor APos Remark TPos MHz dBuV/m dBuV/m dBuV dB/m dB dB cm deg 1 5320.00 102.82 ------ ------ 90.21 36.00 9.24 32.63 300 270 PEAK
Avg	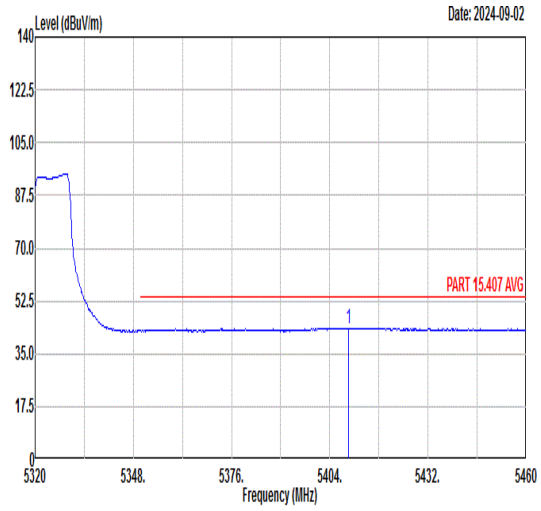 Freq Level Limit Line Margin (dB) Read Level Ant Factor Cable Loss Preamp Factor APos Remark TPos MHz dBuV/m dBuV/m dBuV dB/m dB dB cm deg 1 5409.32 43.53 54.00 -10.47 30.54 35.95 9.66 32.62 300 270 AVERAGE	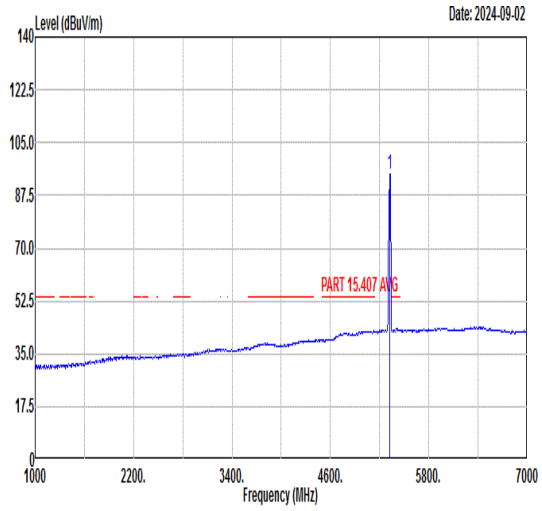 Freq Level Limit Line Margin (dB) Read Level Ant Factor Cable Loss Preamp Factor APos Remark TPos MHz dBuV/m dBuV/m dBuV dB/m dB dB cm deg 1 5320.00 94.63 ------ ------ 82.02 36.00 9.24 32.63 300 270 AVERAGE

Mode	83	
	Band Edge	
	U-NII-2C_5.47-5.725_802.11be EHT20_CH100_Small RU 106+26_5500MHz	
ANT	CDD 14+15	
Pol.	Horizontal	Fundamental
Peak	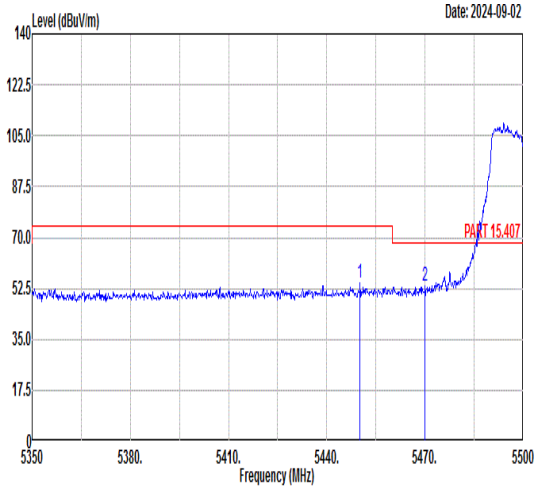 Freq Level Limit Line Margin (dB) Read Level Ant Factor Cable Loss Preamp Factor APos TPos Remark 1 5450.20 MHz 54.15 dBuV/m 74.00 -19.85 41.15 dBuV 35.93 dB/m 9.68 dB 32.61 dB 100 cm 35 deg PEAK 2 5470.00 MHz 53.30 dBuV/m 68.30 -15.00 40.30 dBuV 35.92 dB/m 9.69 dB 32.61 dB 100 cm 35 deg PEAK	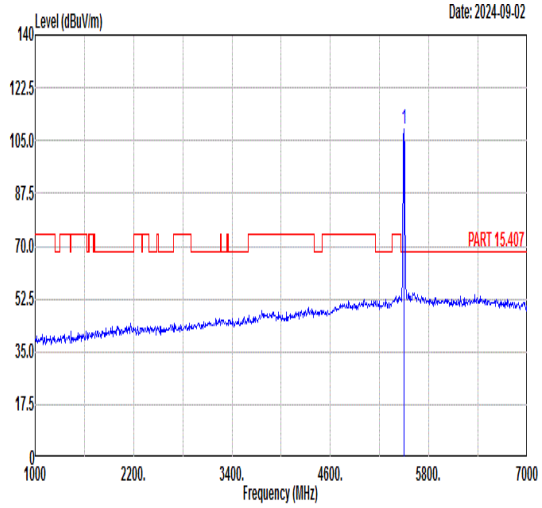 Freq Level Limit Line Margin (dB) Read Level Ant Factor Cable Loss Preamp Factor APos TPos Remark 1 5500.00 MHz 109.04 dBuV/m ------ ------ dB 96.04 dBuV 35.90 dB/m 9.70 dB 32.60 dB 100 cm 35 deg PEAK
Avg	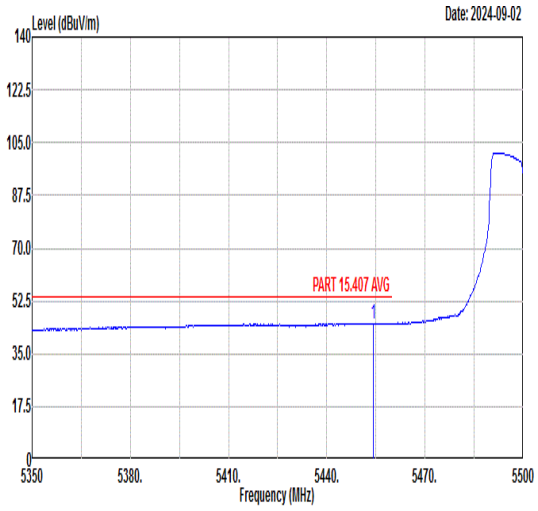 Freq Level Limit Line Margin (dB) Read Level Ant Factor Cable Loss Preamp Factor APos TPos Remark 1 5454.10 MHz 45.15 dBuV/m 54.00 -8.85 32.15 dBuV 35.93 dB/m 9.68 dB 32.61 dB 100 cm 35 deg AVERAGE	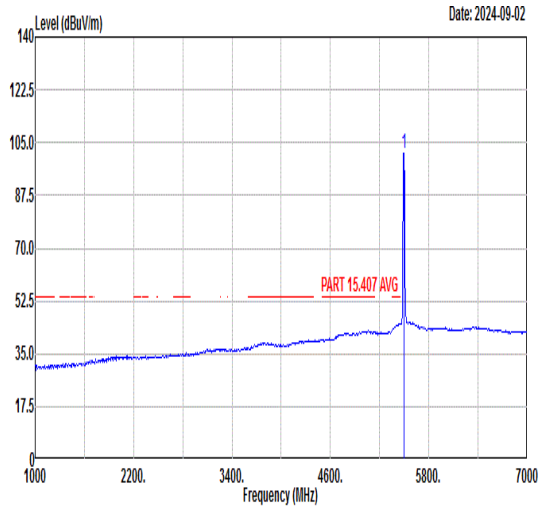 Freq Level Limit Line Margin (dB) Read Level Ant Factor Cable Loss Preamp Factor APos TPos Remark 1 5500.00 MHz 101.60 dBuV/m ------ ------ dB 88.60 dBuV 35.90 dB/m 9.70 dB 32.60 dB 100 cm 35 deg AVERAGE

Mode	83	
	Band Edge	
	U-NII-2C_5.47-5.725_802.11be EHT20_CH100_Small RU 106+26_5500MHz	
ANT	CDD 14+15	
Pol.	Vertical	Fundamental
Peak	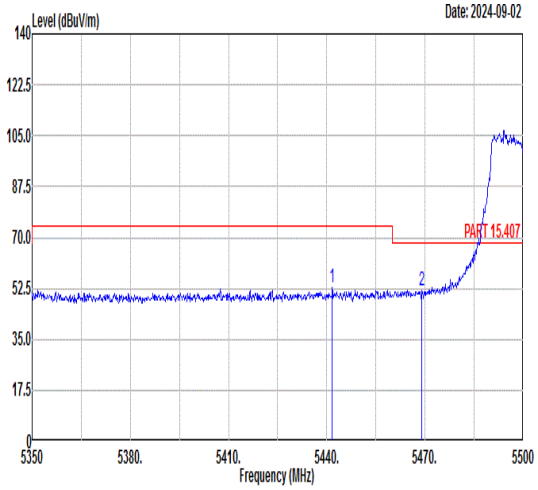 Freq Level Limit Line Margin (dB) Read Level Ant Factor Cable Loss Preamp Factor APos TPos Remark 1 5441.65 52.57 74.00 -21.43 39.56 35.94 9.68 32.61 295 253 PEAK 2 5469.10 51.83 68.30 -16.47 38.83 35.92 9.69 32.61 295 253 PEAK	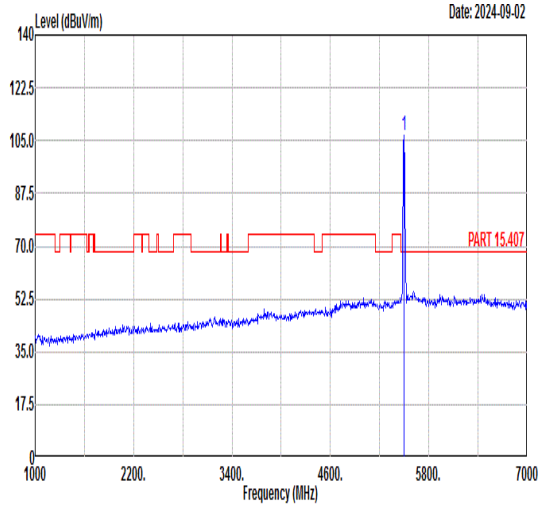 Freq Level Limit Line Margin (dB) Read Level Ant Factor Cable Loss Preamp Factor APos TPos Remark 1 5500.00 106.71 ------ ------ 93.71 35.90 9.70 32.60 295 253 PEAK
Avg	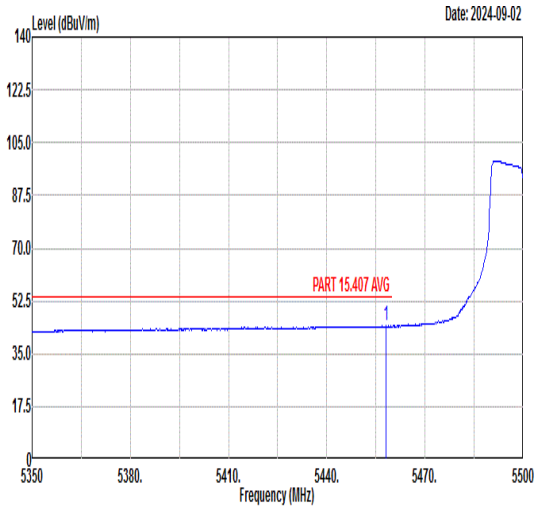 Freq Level Limit Line Margin (dB) Read Level Ant Factor Cable Loss Preamp Factor APos TPos Remark 1 5458.00 44.39 54.00 -9.61 31.38 35.93 9.69 32.61 295 253 AVERAGE	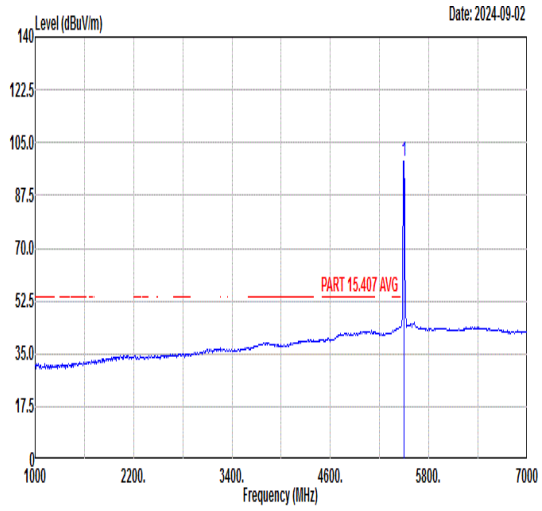 Freq Level Limit Line Margin (dB) Read Level Ant Factor Cable Loss Preamp Factor APos TPos Remark 1 5500.00 98.88 ------ ------ 85.88 35.90 9.70 32.60 295 253 AVERAGE

Mode	84	
	Band Edge	
	U-NII-2C_5.47-5.725_802.11be EHT20_CH140_Small RU 106+26_5700MHz	
ANT	CDD 14+15	
Pol.	Horizontal	Fundamental
Peak	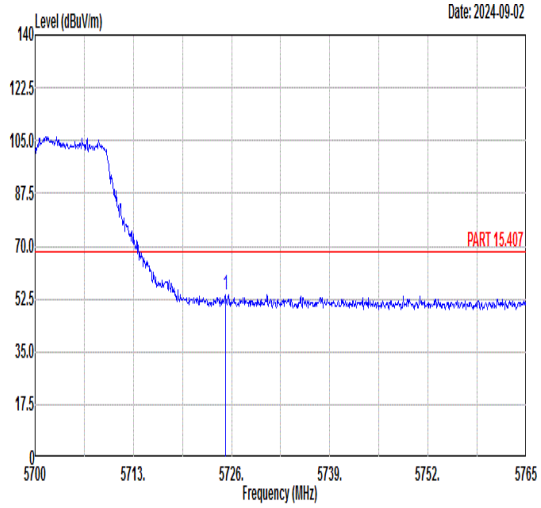 Freq Level Limit Line Margin (dB) Read Level Ant Factor Cable Loss Preamp Factor APos TPos Remark 1 5725.22 54.07 68.30 -14.23 40.52 36.22 10.02 32.69 300 278 PEAK	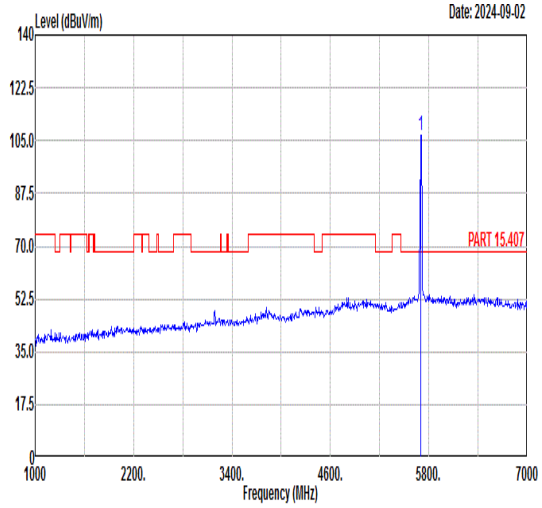 Freq Level Limit Line Margin (dB) Read Level Ant Factor Cable Loss Preamp Factor APos TPos Remark 1 5700.00 106.69 ------ ------ 93.21 36.19 9.97 32.68 300 278 PEAK
Avg	Blank	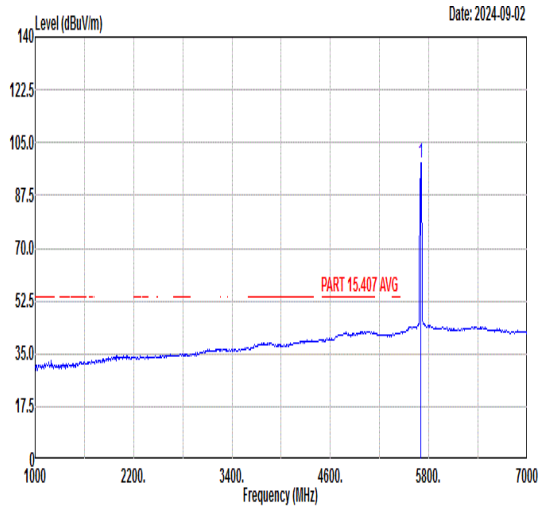 Freq Level Limit Line Margin (dB) Read Level Ant Factor Cable Loss Preamp Factor APos TPos Remark 1 5700.00 98.18 ------ ------ 84.68 36.19 9.99 32.68 300 278 AVERAGE

Mode	84	
	Band Edge	
	U-NII-2C_5.47-5.725_802.11be EHT20_CH140_Small RU 106+26_5700MHz	
ANT	CDD 14+15	
Pol.	Vertical	Fundamental
Peak	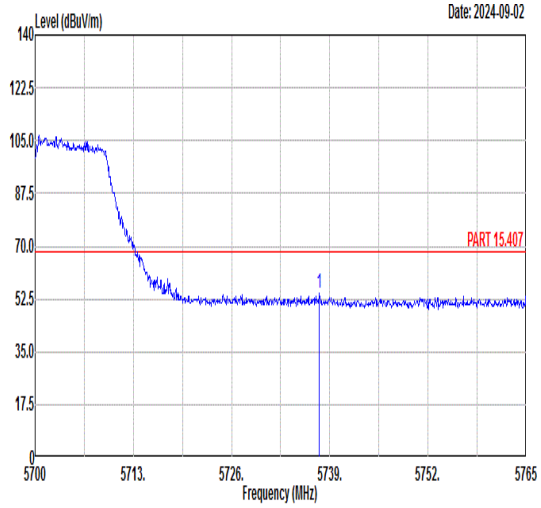 Freq Level Limit Line Margin (dB) Read Level Ant Factor Cable Loss Preamp Factor APos TPos Remark 1 5737.64 54.22 68.30 -14.08 40.64 36.23 10.05 32.70 100 270 PEAK	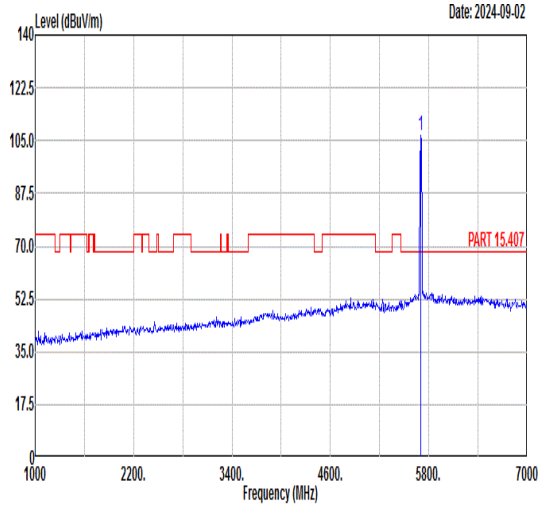 Freq Level Limit Line Margin (dB) Read Level Ant Factor Cable Loss Preamp Factor APos TPos Remark 1 5700.00 106.79 ------ ------ 93.31 36.19 9.97 32.68 100 270 PEAK
Avg	Blank	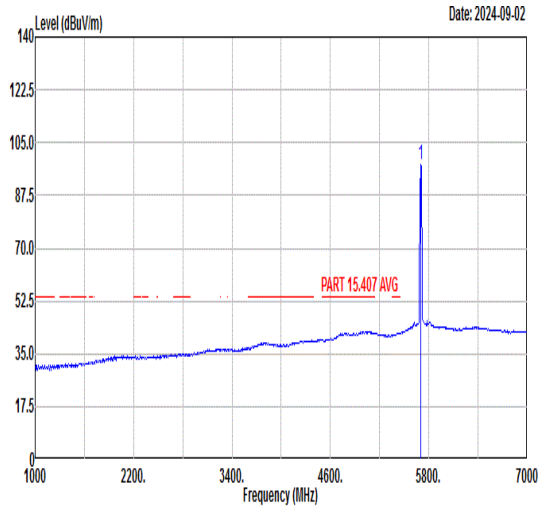 Freq Level Limit Line Margin (dB) Read Level Ant Factor Cable Loss Preamp Factor APos TPos Remark 1 5700.00 97.55 ------ ------ 84.07 36.19 9.97 32.68 100 270 AVERAGE

Mode	85	
	Harmonic	
	U-NII-3_5.725-5.85_802.11a_CH149_5745MHz	
ANT	CDD 14+15	
Pol.	Horizontal	Vertical
Peak Avg	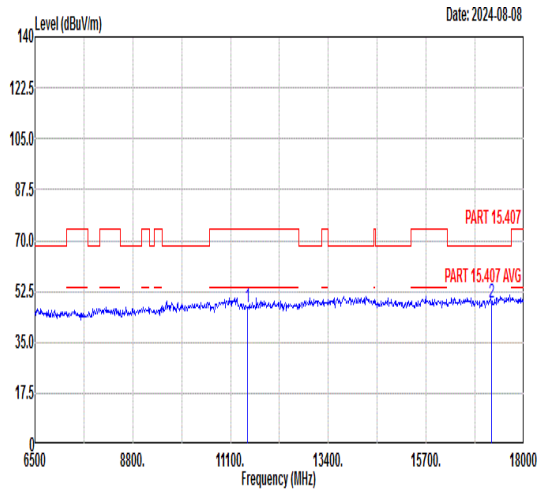 Freq Level Limit Line Margin Read Level Ant Factor Cable Loss Preamp Factor APos TPos Remark MHz dBuV/m dBuV/m dB dBuV dB/m dB dB cm deg 1 11490.00 47.26 74.00 -26.74 58.63 39.20 12.87 63.44 --- --- Peak 2 17235.00 48.75 68.30 -19.55 56.47 41.86 15.72 65.30 --- --- Peak	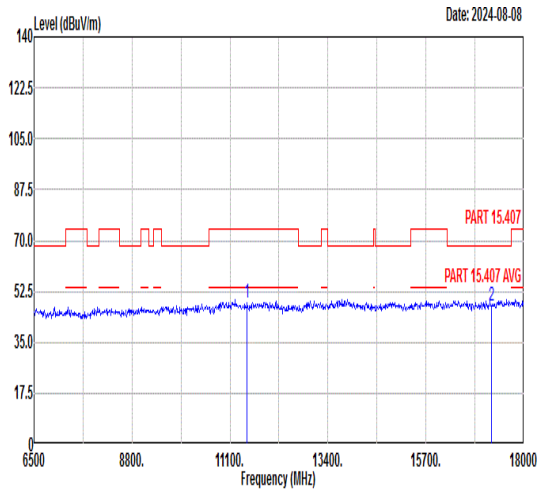 Freq Level Limit Line Margin Read Level Ant Factor Cable Loss Preamp Factor APos TPos Remark MHz dBuV/m dBuV/m dB dBuV dB/m dB dB cm deg 1 11490.00 48.84 74.00 -25.16 60.21 39.20 12.87 63.44 --- --- Peak 2 17235.00 47.50 68.30 -20.80 55.22 41.86 15.72 65.30 --- --- Peak

Mode	86	
	Harmonic	
	U-NII-3_5.725-5.85_802.11a_CH157_5785MHz	
ANT	CDD 14+15	
Pol.	Horizontal	Vertical
Peak Avg	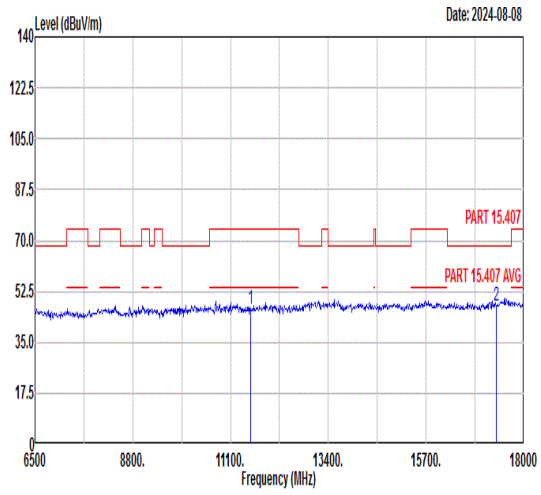 Freq Level Limit Line Margin Read Level Ant Factor Cable Loss Preamp Factor APos TPos Remark MHz dBuV/m dBuV/m dB dBuV dB/m dB dB cm deg 1 11570.00 46.53 74.00 -27.47 57.82 39.23 12.93 63.45 --- --- Peak 2 17355.00 47.74 68.30 -20.56 55.30 41.99 15.81 65.36 --- --- Peak	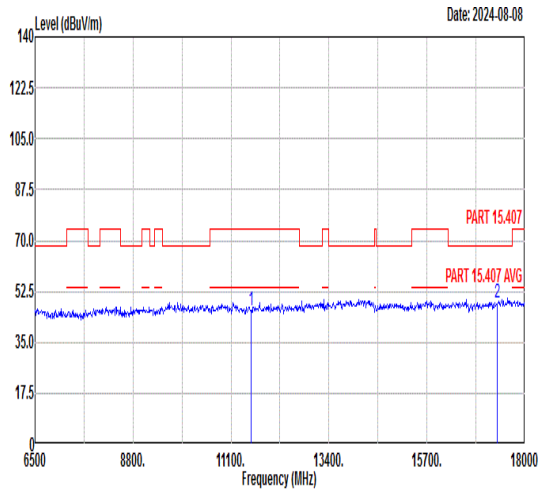 Freq Level Limit Line Margin Read Level Ant Factor Cable Loss Preamp Factor APos TPos Remark MHz dBuV/m dBuV/m dB dBuV dB/m dB dB cm deg 1 11570.00 46.17 74.00 -27.83 57.46 39.23 12.93 63.45 --- --- Peak 2 17355.00 48.36 68.30 -19.94 55.92 41.99 15.81 65.36 --- --- Peak

Mode	87	
	Harmonic	
	U-NII-3_5.725-5.85_802.11a_CH165_5825MHz	
ANT	CDD 14+15	
Pol.	Horizontal	Vertical
Peak Avg	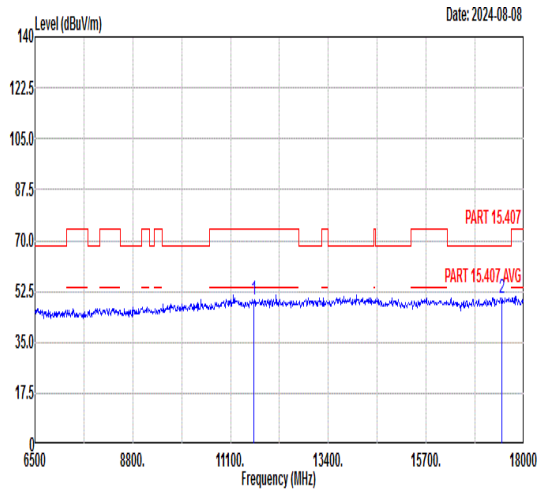 Freq Level Limit Line Margin Read Level Ant Factor Cable Loss Preamp Factor APos TPos Remark MHz dBuV/m dBuV/m dB dBuV dB/m dB dB cm deg 1 11650.00 49.46 74.00 -24.54 60.66 39.26 12.99 63.45 --- --- Peak 2 17475.00 50.18 68.30 -18.12 57.59 42.12 15.90 65.43 --- --- Peak	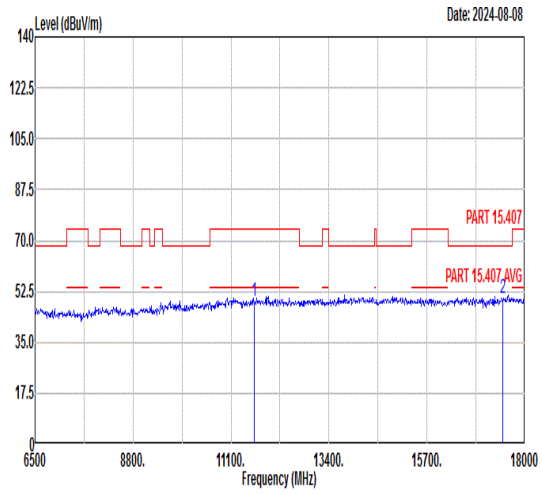 Freq Level Limit Line Margin Read Level Ant Factor Cable Loss Preamp Factor APos TPos Remark MHz dBuV/m dBuV/m dB dBuV dB/m dB dB cm deg 1 11650.00 49.08 74.00 -24.92 60.28 39.26 12.99 63.45 --- --- Peak 2 17475.00 50.15 68.30 -18.15 57.56 42.12 15.90 65.43 --- --- Peak

Mode	88	
	Band Edge	
	U-NII-3_5.725-5.85_802.11n HT20_CH149_5745MHz	
ANT	CDD 14+15	
Pol.	Horizontal	Fundamental
Peak	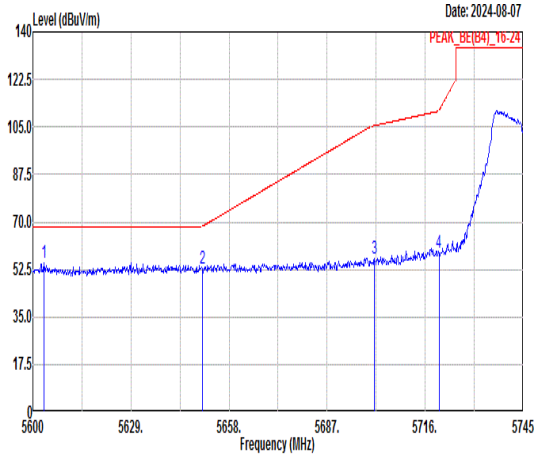 Freq Level Limit Line Margin (dB) Read Level Ant Factor Cable Loss Preamp Factor APos TPos Remark MHz dBuV/m dBuV/m dBuV dB/m dB dB cm deg 1 5603.19 55.01 68.30 -13.29 41.85 36.04 9.76 32.64 100 17 PEAK 2 5650.03 52.97 68.32 -15.35 39.66 36.11 9.86 32.66 100 17 PEAK 3 5701.07 56.66 105.50 -48.84 43.19 36.18 9.97 32.68 100 17 PEAK 4 5720.06 58.51 110.94 -52.43 44.98 36.21 10.01 32.69 100 17 PEAK	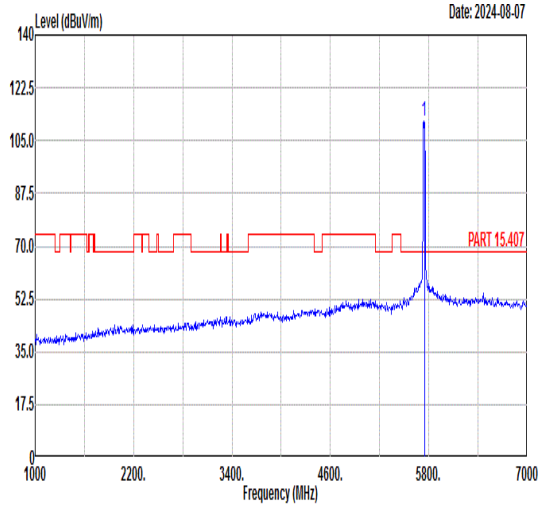 Freq Level Limit Line Margin (dB) Read Level Ant Factor Cable Loss Preamp Factor APos TPos Remark MHz dBuV/m dBuV/m dBuV dB/m dB dB cm deg 1 5745.00 111.59 ------ ------ 98.00 36.24 10.05 32.70 100 17 PEAK
Avg	Blank	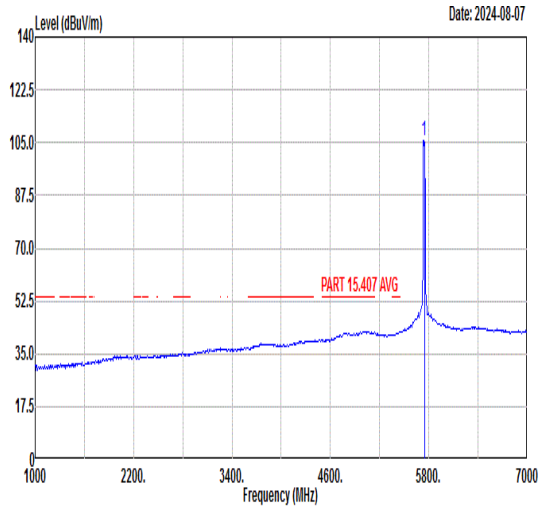 Freq Level Limit Line Margin (dB) Read Level Ant Factor Cable Loss Preamp Factor APos TPos Remark MHz dBuV/m dBuV/m dBuV dB/m dB dB cm deg 1 5745.00 105.54 ------ ------ 91.95 36.24 10.05 32.70 100 17 AVERAGE

Mode	88	
	Band Edge	
	U-NII-3_5.725-5.85_802.11n HT20_CH149_5745MHz	
ANT	CDD 14+15	
Pol.	Vertical	Fundamental
Peak	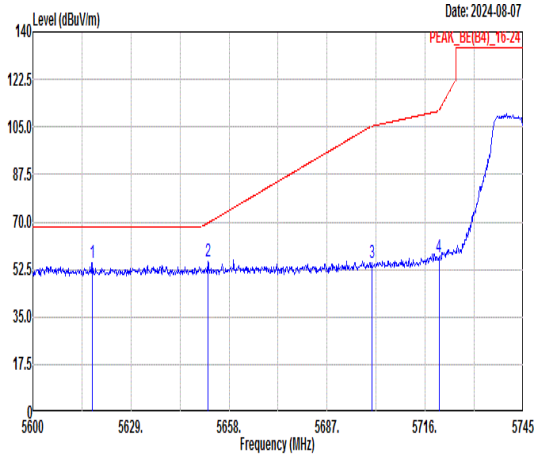 Freq Level Limit Line Margin (dB) Read Level Ant Factor Cable Loss Preamp Factor APos TPos Remark MHz dBuV/m dBuV/m dBuV dB/m dB dB cm deg 1 5617.55 54.92 68.30 -13.38 41.72 36.06 9.79 32.65 280 274 PEAK 2 5651.77 55.49 69.61 -14.12 42.18 36.11 9.86 32.66 280 274 PEAK 3 5700.20 54.70 105.25 -50.55 41.23 36.18 9.97 32.68 280 274 PEAK 4 5720.06 57.04 110.94 -53.90 43.51 36.21 10.01 32.69 280 274 PEAK	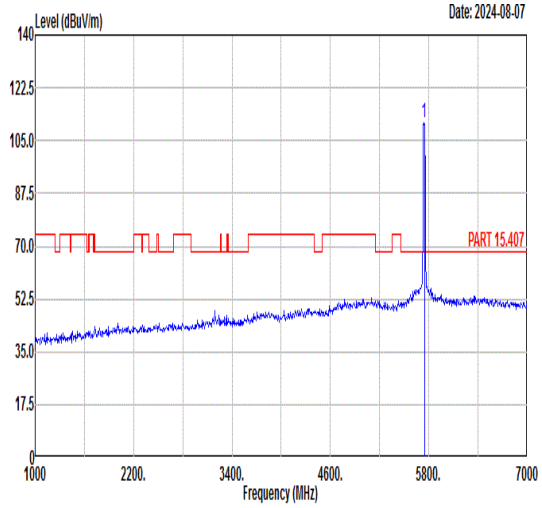 Freq Level Limit Line Margin (dB) Read Level Ant Factor Cable Loss Preamp Factor APos TPos Remark MHz dBuV/m dBuV/m dBuV dB/m dB dB cm deg 1 5745.00 110.69 ------ ------ 97.10 36.24 10.05 32.70 280 274 PEAK
Avg	Blank	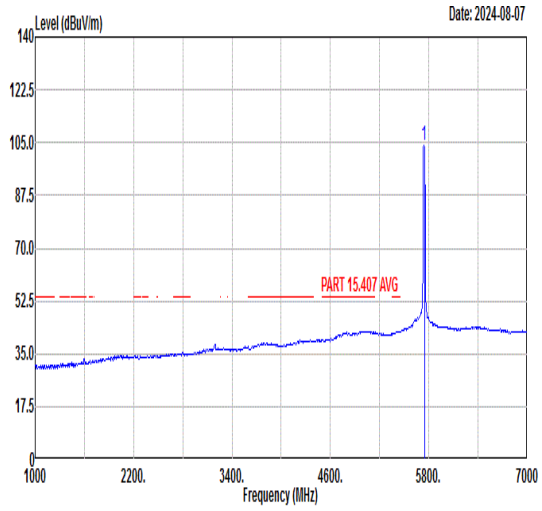 Freq Level Limit Line Margin (dB) Read Level Ant Factor Cable Loss Preamp Factor APos TPos Remark MHz dBuV/m dBuV/m dBuV dB/m dB dB cm deg 1 5745.00 104.10 ------ ------ 90.51 36.24 10.05 32.70 280 274 AVERAGE

Mode	88	
	Harmonic	
	U-NII-3_5.725-5.85_802.11n HT20_CH149_5745MHz	
ANT	CDD 14+15	
Pol.	Horizontal	Vertical
Peak Avg	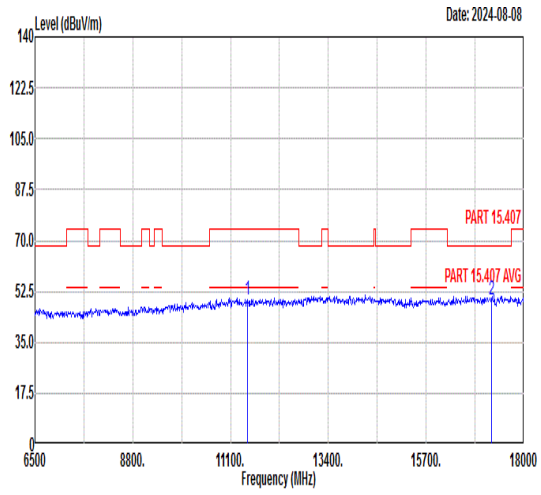 Freq Level Limit Line Margin Read Level Ant Factor Cable Loss Preamp Factor APos TPos Remark MHz dBuV/m dBuV/m dB dBuV dB/m dB dB cm deg 1 11490.00 49.73 74.00 -24.27 61.10 39.20 12.87 63.44 --- --- Peak 2 17235.00 49.68 68.30 -18.62 57.40 41.86 15.72 65.30 --- --- Peak	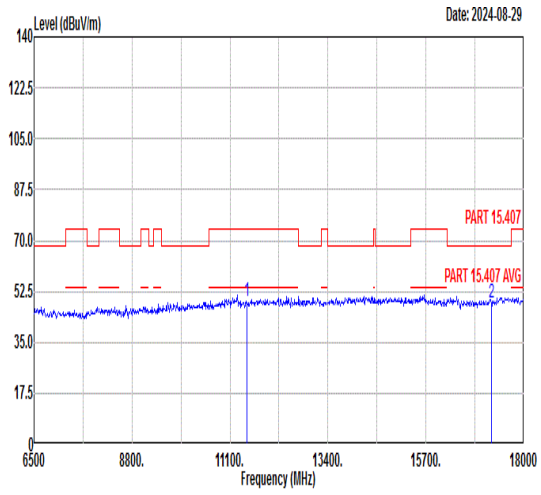 Freq Level Limit Line Margin Read Level Ant Factor Cable Loss Preamp Factor APos TPos Remark MHz dBuV/m dBuV/m dB dBuV dB/m dB dB cm deg 1 11490.00 49.34 74.00 -24.66 60.71 39.20 12.87 63.44 --- --- Peak 2 17235.00 48.50 68.30 -19.80 56.22 41.86 15.72 65.30 --- --- Peak

Mode	89	
	Harmonic	
	U-NII-3_5.725-5.85_802.11n HT20_CH157_5785MHz	
ANT	CDD 14+15	
Pol.	Horizontal	Vertical
Peak Avg	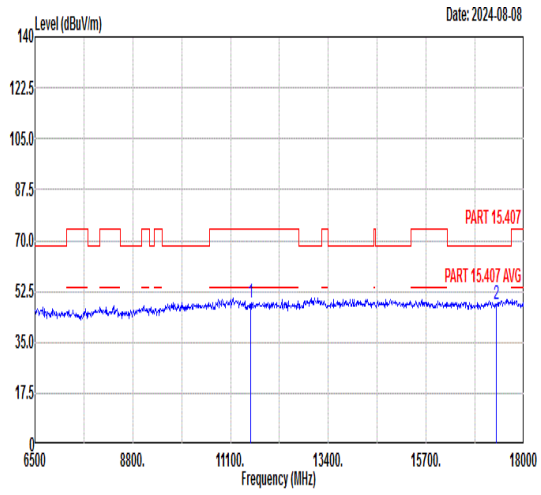 Freq Level Limit Line Margin Read Level Ant Factor Cable Loss Preamp Factor APos TPos Remark MHz dBuV/m dBuV/m dB dBuV dB/m dB dB cm deg 1 11570.00 48.40 74.00 -25.60 59.69 39.23 12.93 63.45 --- --- Peak 2 17355.00 48.31 68.30 -19.99 55.87 41.99 15.81 65.36 --- --- Peak	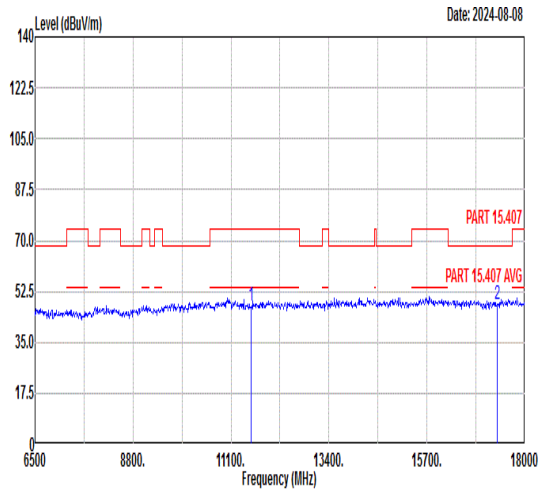 Freq Level Limit Line Margin Read Level Ant Factor Cable Loss Preamp Factor APos TPos Remark MHz dBuV/m dBuV/m dB dBuV dB/m dB dB cm deg 1 11570.00 47.76 74.00 -26.24 59.05 39.23 12.93 63.45 --- --- Peak 2 17355.00 48.06 68.30 -20.24 55.62 41.99 15.81 65.36 --- --- Peak

Mode	90	
	Band Edge	
	U-NII-3_5.725-5.85_802.11n HT20_CH165_5825MHz	
ANT	CDD 14+15	
Pol.	Horizontal	Fundamental
Peak	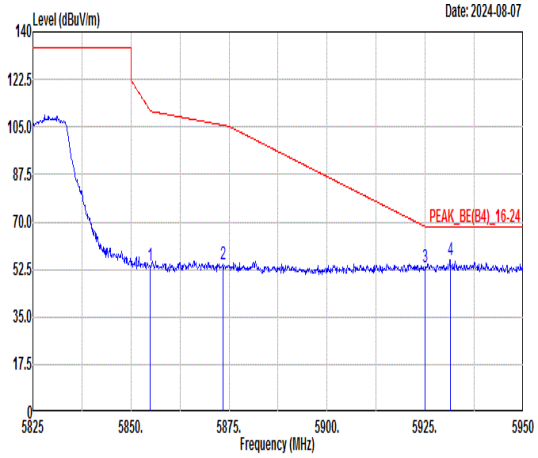 Freq Level Limit Line Margin (dB) Read Level Ant Factor Cable Loss Preamp Factor APos TPos Remark MHz dBuV/m dBuV/m dBuV dB/m dB dB cm deg 1 5854.88 54.09 111.08 -56.99 40.14 36.40 10.29 32.74 100 324 PEAK 2 5873.50 54.34 105.62 -51.28 40.34 36.42 10.33 32.75 100 324 PEAK 3 5925.00 53.38 68.30 -14.92 39.22 36.49 10.44 32.77 100 324 PEAK 4 5931.38 56.07 68.30 -12.23 41.89 36.50 10.45 32.77 100 324 PEAK	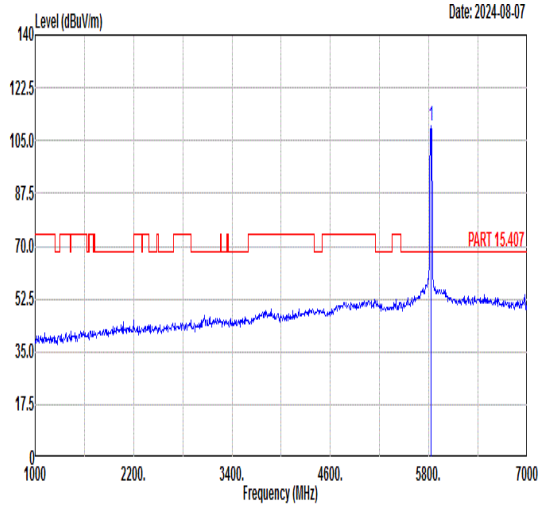 Freq Level Limit Line Margin (dB) Read Level Ant Factor Cable Loss Preamp Factor APos TPos Remark MHz dBuV/m dBuV/m dBuV dB/m dB dB cm deg 1 5825.00 109.77 ------ ------ 95.90 36.36 10.24 32.73 100 324 PEAK
Avg	Blank	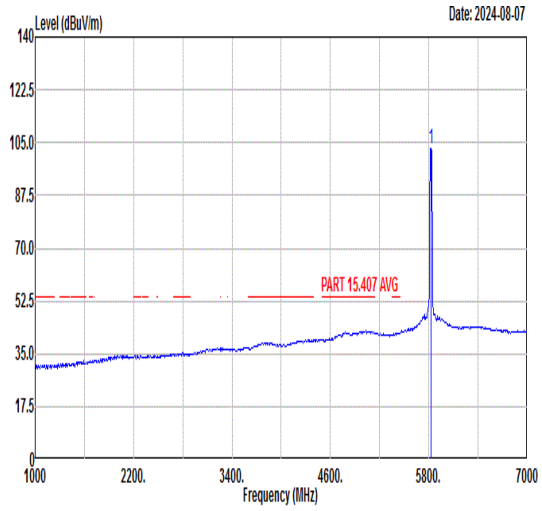 Freq Level Limit Line Margin (dB) Read Level Ant Factor Cable Loss Preamp Factor APos TPos Remark MHz dBuV/m dBuV/m dBuV dB/m dB dB cm deg 1 5825.00 103.00 ------ ------ 89.13 36.36 10.24 32.73 100 324 AVERAGE

Mode	90	
	Band Edge	
	U-NII-3_5.725-5.85_802.11n HT20_CH165_5825MHz	
ANT	CDD 14+15	
Pol.	Vertical	Fundamental
Peak	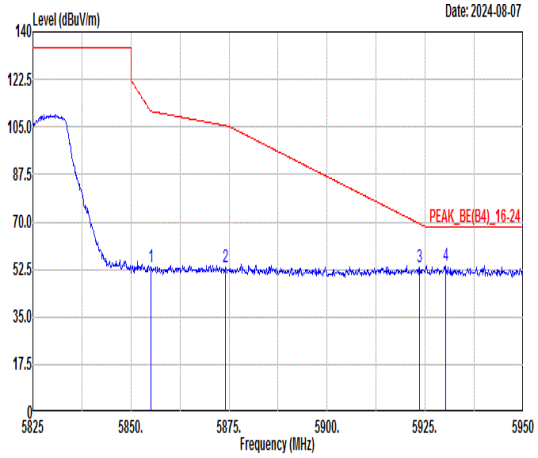 Freq Level Limit Line Margin (dB) Read Level Ant Factor Cable Loss Preamp Factor APos TPos Remark MHz dBuV/m dBuV/m dBuV dB/m dB dB cm deg 1 5855.00 53.55 110.80 -57.25 39.60 36.40 10.29 32.74 200 269 PEAK 2 5874.00 53.19 105.48 -52.29 39.19 36.42 10.33 32.75 200 269 PEAK 3 5923.50 53.10 69.40 -16.30 38.94 36.49 10.44 32.77 200 269 PEAK 4 5930.13 54.06 68.30 -14.24 39.88 36.50 10.45 32.77 200 269 PEAK	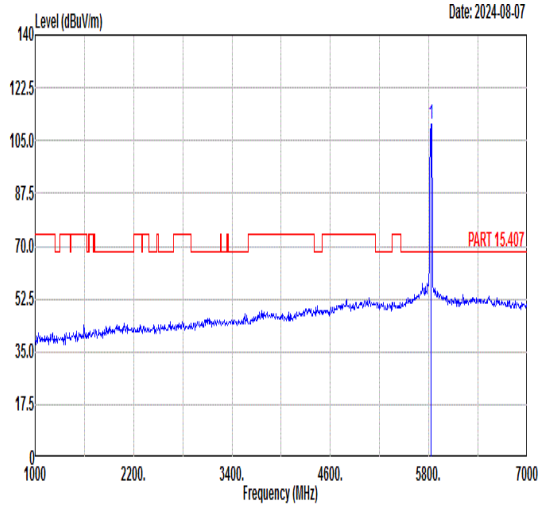 Freq Level Limit Line Margin (dB) Read Level Ant Factor Cable Loss Preamp Factor APos TPos Remark MHz dBuV/m dBuV/m dBuV dB/m dB dB cm deg 1 5825.00 110.47 ------ ------ 96.60 36.36 10.24 32.73 200 269 PEAK
Avg	Blank	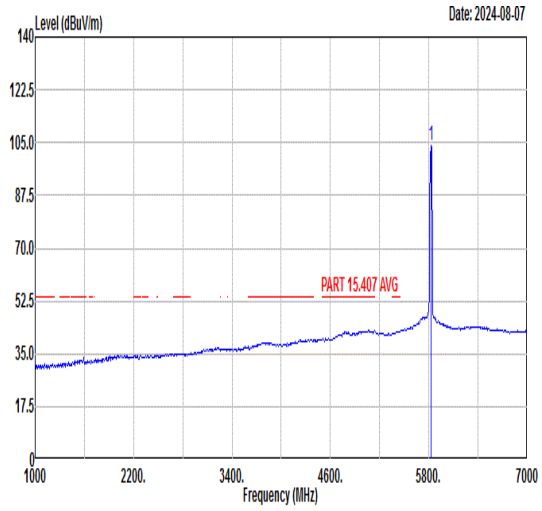 Freq Level Limit Line Margin (dB) Read Level Ant Factor Cable Loss Preamp Factor APos TPos Remark MHz dBuV/m dBuV/m dBuV dB/m dB dB cm deg 1 5825.00 103.96 ------ ------ 90.09 36.36 10.24 32.73 200 269 AVERAGE

Mode	90	
	Harmonic	
	U-NII-3_5.725-5.85_802.11n HT20_CH165_5825MHz	
ANT	CDD 14+15	
Pol.	Horizontal	Vertical
Peak Avg	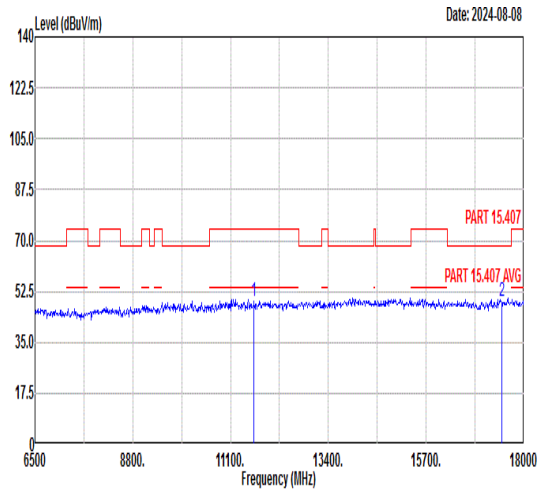 Freq Level Limit Line Margin Read Level Ant Factor Cable Loss Preamp Factor APos TPos Remark MHz dBuV/m dBuV/m dB dBuV dB/m dB dB cm deg 1 11650.00 49.09 74.00 -24.91 60.29 39.26 12.99 63.45 --- --- Peak 2 17475.00 49.05 68.30 -19.25 56.46 42.12 15.90 65.43 --- --- Peak	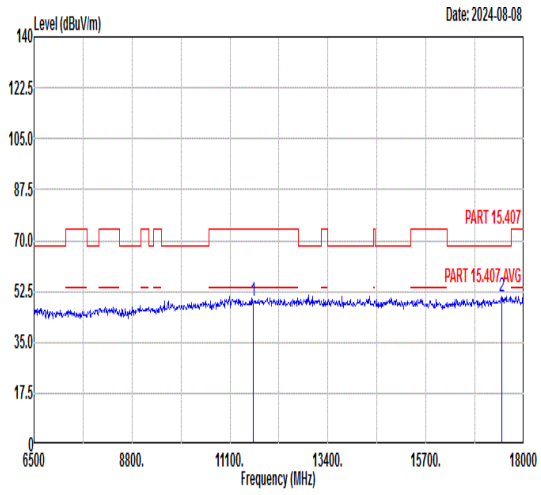 Freq Level Limit Line Margin Read Level Ant Factor Cable Loss Preamp Factor APos TPos Remark MHz dBuV/m dBuV/m dB dBuV dB/m dB dB cm deg 1 11650.00 48.99 74.00 -25.01 60.19 39.26 12.99 63.45 --- --- Peak 2 17475.00 50.58 68.30 -17.72 57.99 42.12 15.90 65.43 --- --- Peak

Mode	91	
	Band Edge - L	
	U-NII-3_5.725-5.85_802.11n HT40_CH151_5755MHz	
ANT	CDD 14+15	
Pol.	Horizontal	Fundamental
Peak	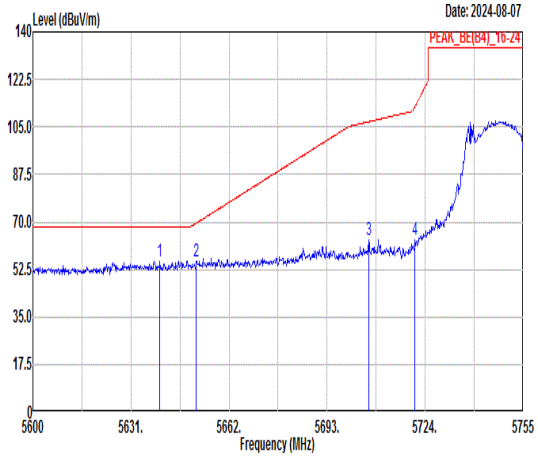 Freq Level Limit Line Margin (dB) Read Level Ant Factor Cable Loss Preamp Factor APos TPos Remark MHz dBuV/m dBuV/m dBuV dB/m dB dB cm deg 1 5640.15 55.63 68.30 -12.67 42.35 36.10 9.84 32.66 127 9 PEAK 2 5651.62 55.53 69.50 -13.97 42.22 36.11 9.86 32.66 127 9 PEAK 3 5706.18 63.64 106.93 -43.29 50.15 36.19 9.98 32.68 127 9 PEAK 4 5720.75 63.30 112.50 -49.20 49.77 36.21 10.01 32.69 127 9 PEAK	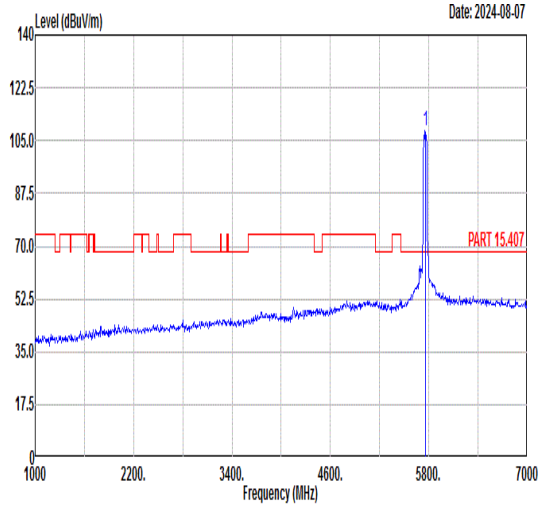 Freq Level Limit Line Margin (dB) Read Level Ant Factor Cable Loss Preamp Factor APos TPos Remark MHz dBuV/m dBuV/m dBuV dB/m dB dB cm deg 1 5755.00 108.51 ------ ------ 94.88 36.25 10.08 32.70 127 9 PEAK
Avg	Blank	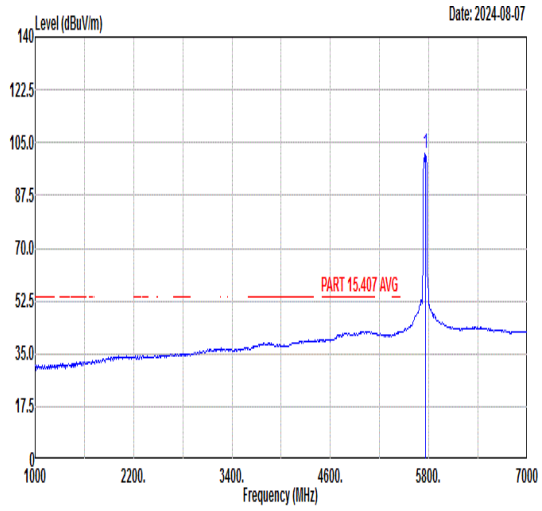 Freq Level Limit Line Margin (dB) Read Level Ant Factor Cable Loss Preamp Factor APos TPos Remark MHz dBuV/m dBuV/m dBuV dB/m dB dB cm deg 1 5755.00 101.41 ------ ------ 87.81 36.24 10.06 32.70 127 9 AVERAGE

Mode	91	
	Band Edge - R	
	U-NII-3_5.725-5.85_802.11n HT40_CH151_5755MHz	
ANT	CDD 14+15	
Pol.	Horizontal	Fundamental
Peak	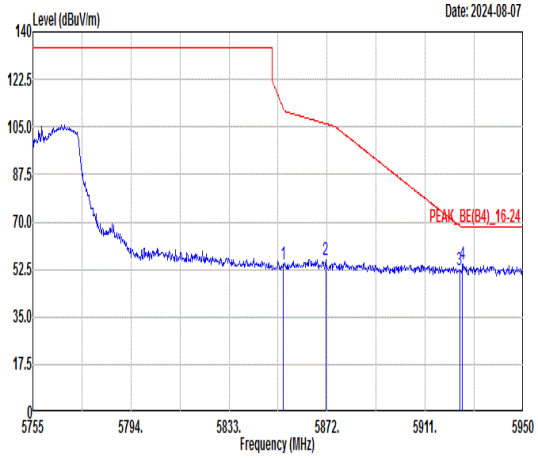 Freq Level Limit Line Margin (dB) Read Level Ant Factor Cable Loss Preamp Factor APos TPos Remark MHz dBuV/m dBuV/m dBuV dB/m dB dB cm deg 1 5854.65 54.56 111.61 -57.05 40.61 36.40 10.29 32.74 127 9 PEAK 2 5871.42 55.84 106.20 -50.36 41.84 36.42 10.33 32.75 127 9 PEAK 3 5924.65 52.46 68.56 -16.10 38.30 36.49 10.44 32.77 127 9 PEAK 4 5925.82 54.28 68.30 -14.02 40.11 36.50 10.44 32.77 127 9 PEAK	Blank

Mode	91
	Band Edge - L
	U-NII-3_5.725-5.85_802.11n HT40_CH151_5755MHz
ANT	CDD 14+15

Pol.	Vertical	Fundamental
Peak	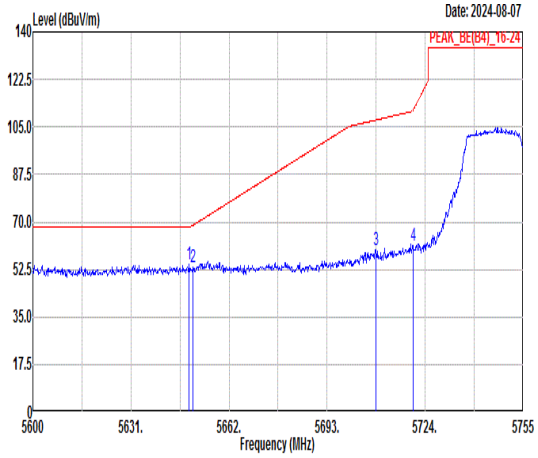 Freq Level Limit Line Margin (dB) Read Level Ant Factor Cable Loss Preamp Factor APos TPos Remark MHz dBuV/m dBuV/m dBuV dB/m dB dB cm deg 1 5649.45 54.23 68.30 -14.07 40.92 36.11 9.86 32.66 300 275 PEAK 2 5650.69 53.27 68.81 -15.54 39.96 36.11 9.86 32.66 300 275 PEAK 3 5708.35 59.83 107.54 -47.71 46.34 36.19 9.98 32.68 300 275 PEAK 4 5720.13 61.31 111.09 -49.78 47.78 36.21 10.01 32.69 300 275 PEAK	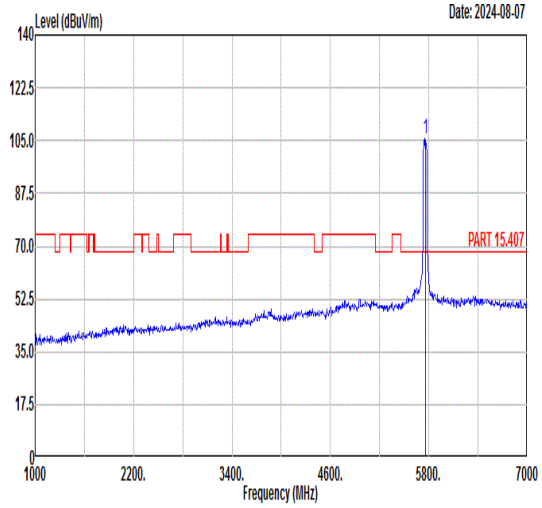 Freq Level Limit Line Margin (dB) Read Level Ant Factor Cable Loss Preamp Factor APos TPos Remark MHz dBuV/m dBuV/m dBuV dB/m dB dB cm deg 1 5755.00 105.81 ------ ------ 92.21 36.24 10.06 32.70 300 275 PEAK
Avg	Blank	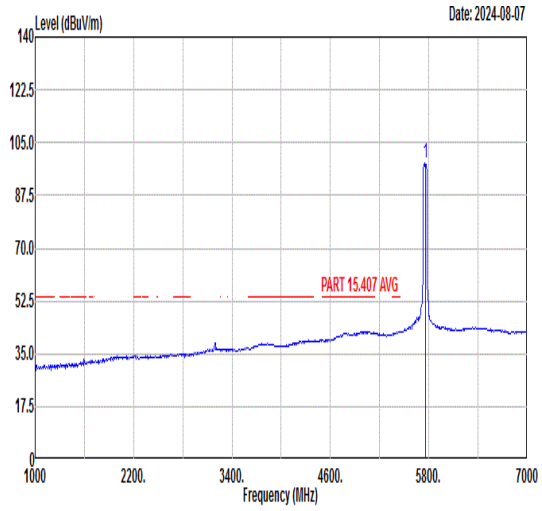 Freq Level Limit Line Margin (dB) Read Level Ant Factor Cable Loss Preamp Factor APos TPos Remark MHz dBuV/m dBuV/m dBuV dB/m dB dB cm deg 1 5755.00 98.25 ------ ------ 84.65 36.24 10.06 32.70 300 275 AVERAGE

Mode	91	
	Band Edge - R	
	U-NII-3_5.725-5.85_802.11n HT40_CH151_5755MHz	
ANT	CDD 14+15	
Pol.	Vertical	Fundamental
Peak	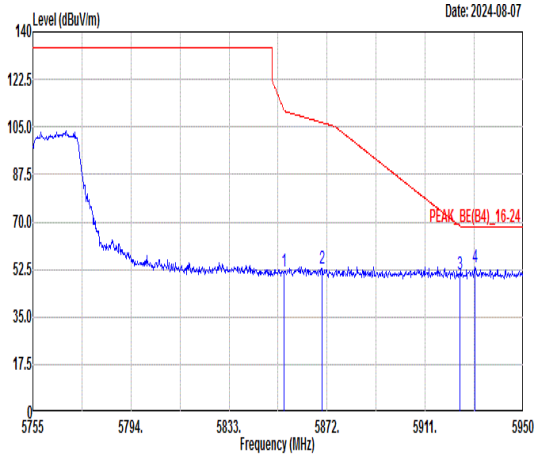 Freq Level Limit Line Margin (dB) Read Level Ant Factor Cable Loss Preamp Factor APos TPos Remark MHz dBuV/m dBuV/m dBuV dB/m dB dB cm deg 1 5854.84 51.71 111.17 -59.46 37.76 36.40 10.29 32.74 300 275 PEAK 2 5869.86 52.91 106.64 -53.73 38.92 36.42 10.32 32.75 300 275 PEAK 3 5924.85 50.85 68.41 -17.56 36.69 36.49 10.44 32.77 300 275 PEAK 4 5930.89 53.13 68.30 -15.17 38.95 36.50 10.45 32.77 300 275 PEAK	Blank

Mode	92	
	Band Edge - L	
	U-NII-3_5.725-5.85_802.11n HT40_CH159_5795MHz	
ANT	CDD 14+15	
Pol.	Horizontal	Fundamental
Peak	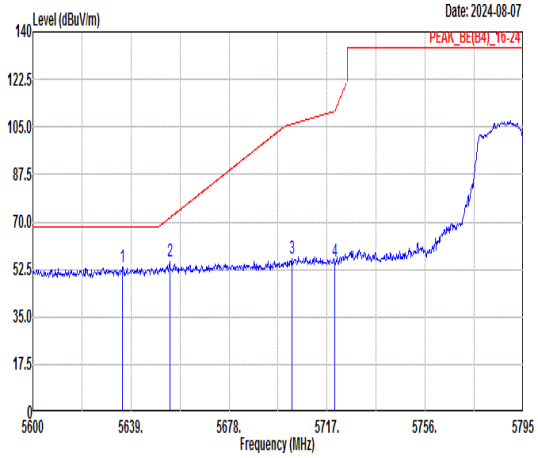 Freq Level Limit Line Margin (dB) Read Level Ant Factor Cable Loss Preamp Factor APos TPos Remark MHz dBuV/m dBuV/m dBuV dB/m dB dB cm deg 1 5635.69 53.48 68.30 -14.82 40.21 36.09 9.83 32.65 100 17 PEAK 2 5654.41 55.41 71.56 -16.15 42.08 36.12 9.87 32.66 100 17 PEAK 3 5703.16 56.51 106.08 -49.57 43.04 36.18 9.97 32.68 100 17 PEAK 4 5720.12 55.37 111.07 -55.70 41.84 36.21 10.01 32.69 100 17 PEAK	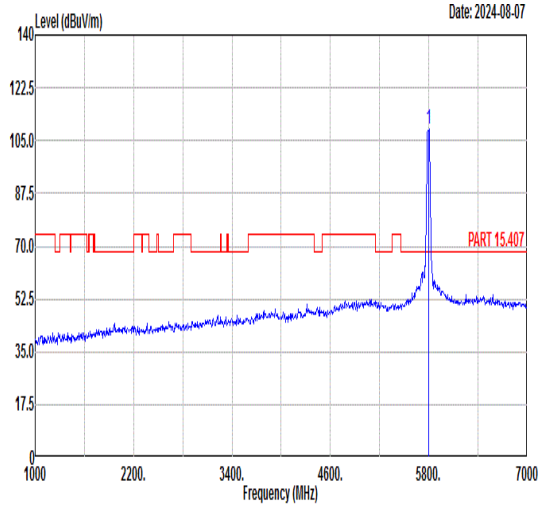 Freq Level Limit Line Margin (dB) Read Level Ant Factor Cable Loss Preamp Factor APos TPos Remark MHz dBuV/m dBuV/m dBuV dB/m dB dB cm deg 1 5795.00 108.92 ------ ------ 95.12 36.33 10.19 32.72 100 17 PEAK
Avg	Blank	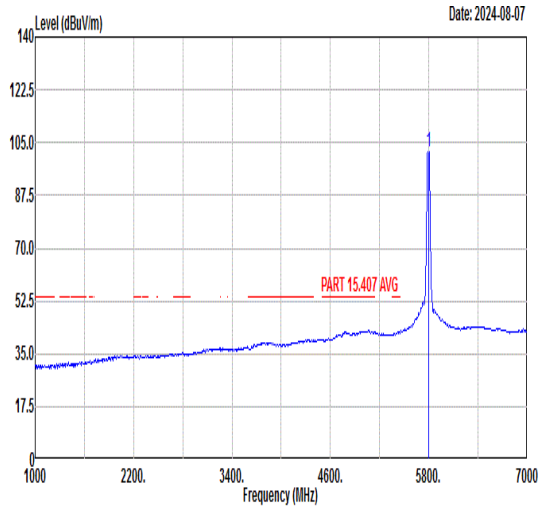 Freq Level Limit Line Margin (dB) Read Level Ant Factor Cable Loss Preamp Factor APos TPos Remark MHz dBuV/m dBuV/m dBuV dB/m dB dB cm deg 1 5795.00 101.86 ------ ------ 88.13 36.30 10.15 32.72 100 17 AVERAGE

Mode	92	
	Band Edge - R	
	U-NII-3_5.725-5.85_802.11n HT40_CH159_5795MHz	
ANT	CDD 14+15	
Pol.	Horizontal	Fundamental
Peak	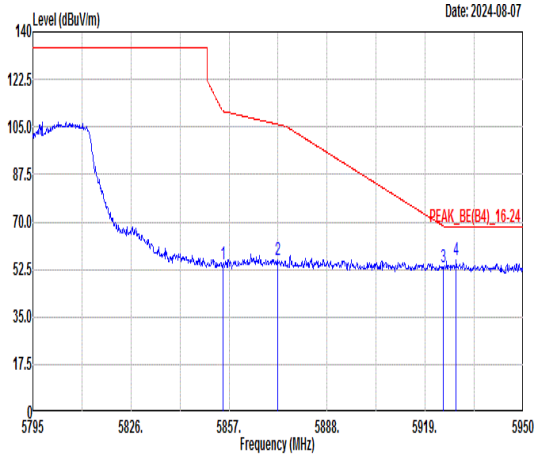 Freq Level Limit Line Margin (dB) Read Level Ant Factor Cable Loss Preamp Factor APos TPos Remark MHz dBuV/m dBuV/m dBuV dB/m dB dB cm deg 1 5854.99 54.41 110.83 -56.42 40.46 36.40 10.29 32.74 100 17 PEAK 2 5872.50 55.90 105.90 -50.00 41.90 36.42 10.33 32.75 100 17 PEAK 3 5924.74 53.28 68.49 -15.21 39.12 36.49 10.44 32.77 100 17 PEAK 4 5928.77 56.10 68.30 -12.20 41.92 36.50 10.45 32.77 100 17 PEAK	Blank

Mode	92
	Band Edge - L
	U-NII-3_5.725-5.85_802.11n HT40_CH159_5795MHz
ANT	CDD 14+15

Pol.	Vertical	Fundamental
Peak	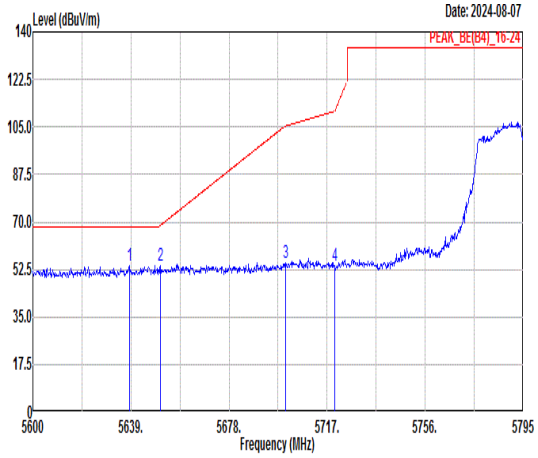 Freq Level Limit Line Margin (dB) Read Level Ant Factor Cable Loss Preamp Factor APos TPos Remark MHz dBuV/m dBuV/m dBuV dB/m dB dB cm deg 1 5638.42 53.82 68.30 -14.48 40.55 36.09 9.84 32.66 273 273 PEAK 2 5650.70 53.83 68.82 -14.99 40.52 36.11 9.86 32.66 273 273 PEAK 3 5700.43 54.78 105.32 -50.54 41.31 36.18 9.97 32.68 273 273 PEAK 4 5720.12 54.13 111.07 -56.94 40.60 36.21 10.01 32.69 273 273 PEAK	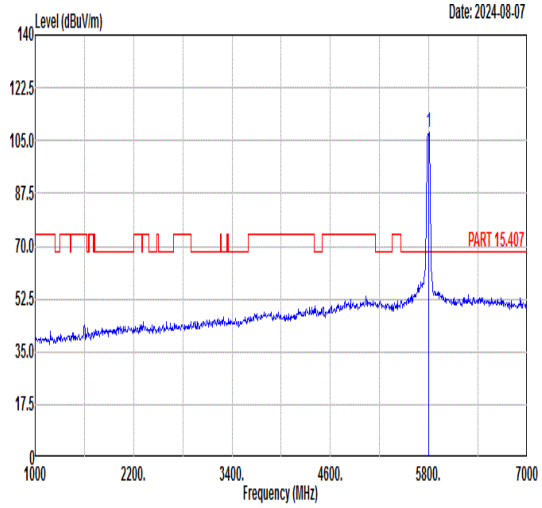 Freq Level Limit Line Margin (dB) Read Level Ant Factor Cable Loss Preamp Factor APos TPos Remark MHz dBuV/m dBuV/m dBuV dB/m dB dB cm deg 1 5795.00 107.79 ------ ------ 93.99 36.33 10.19 32.72 273 273 PEAK
Avg	Blank	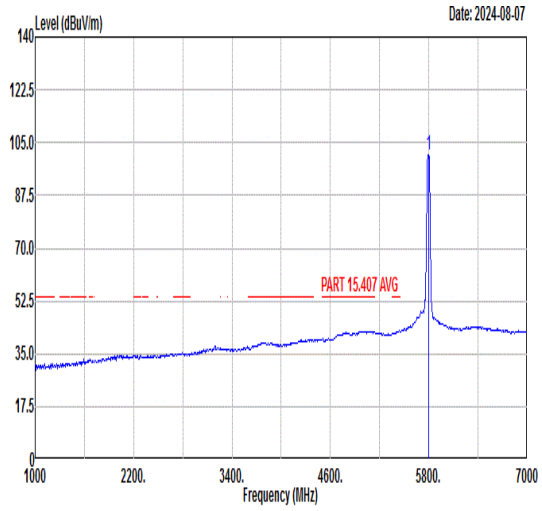 Freq Level Limit Line Margin (dB) Read Level Ant Factor Cable Loss Preamp Factor APos TPos Remark MHz dBuV/m dBuV/m dBuV dB/m dB dB cm deg 1 5795.00 100.99 ------ ------ 87.24 36.31 10.16 32.72 273 273 AVERAGE

Mode	92	
	Band Edge - R	
	U-NII-3_5.725-5.85_802.11n HT40_CH159_5795MHz	
ANT	CDD 14+15	
Pol.	Vertical	Fundamental
Peak	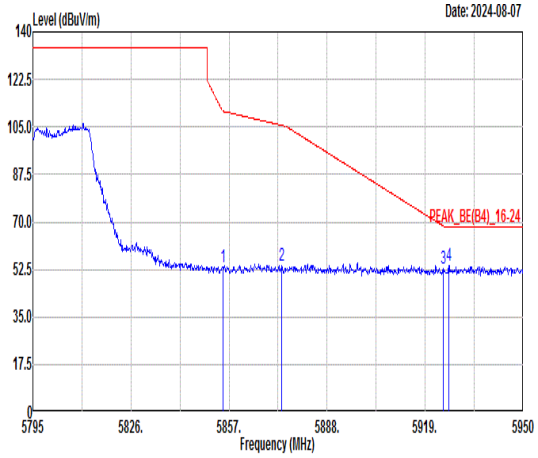 Freq Level Limit Line Margin (dB) Read Level Ant Factor Cable Loss Preamp Factor APos TPos Remark MHz dBuV/m dBuV/m dBuV dB/m dB dB cm deg 1 5854.99 53.39 110.83 -57.44 39.44 36.40 10.29 32.74 273 273 PEAK 2 5873.74 53.83 105.55 -51.72 39.83 36.42 10.33 32.75 273 273 PEAK 3 5924.74 53.02 68.49 -15.47 38.86 36.49 10.44 32.77 273 273 PEAK 4 5926.44 53.76 68.30 -14.54 39.59 36.50 10.44 32.77 273 273 PEAK	Blank

Mode	93
	Band Edge - L
	U-NII-3_5.725-5.85_802.11ac VHT80_CH155_5775MHz
ANT	CDD 14+15

Pol.	Horizontal	Fundamental
Peak	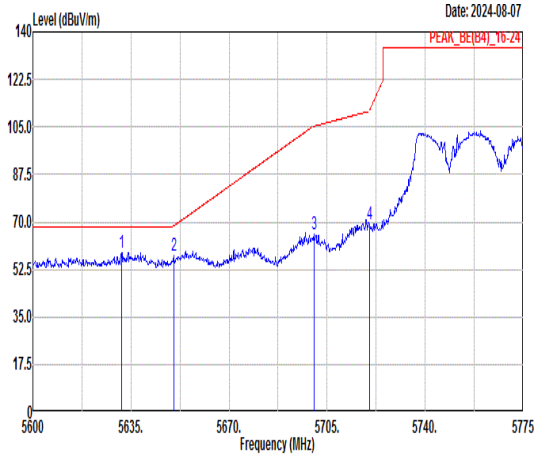 Freq Level Limit Line Margin (dB) Read Level Ant Factor Cable Loss Preamp Factor APos TPos Remark MHz dBuV/m dBuV/m dBuV dB/m dB dB cm deg 1 5631.68 58.79 68.30 -9.51 45.54 36.08 9.82 32.65 273 19 PEAK 2 5650.23 57.40 68.47 -11.07 44.09 36.11 9.86 32.66 273 19 PEAK 3 5700.28 65.60 105.28 -39.68 52.13 36.18 9.97 32.68 273 19 PEAK 4 5720.05 69.47 110.91 -41.44 55.94 36.21 10.01 32.69 273 19 PEAK	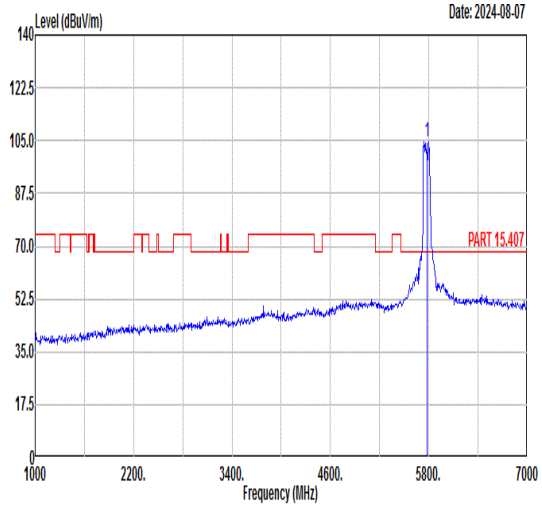 Freq Level Limit Line Margin (dB) Read Level Ant Factor Cable Loss Preamp Factor APos TPos Remark MHz dBuV/m dBuV/m dBuV dB/m dB dB cm deg 1 5775.00 104.57 ------ ------ 90.98 36.24 10.05 32.70 273 19 PEAK
Avg	Blank	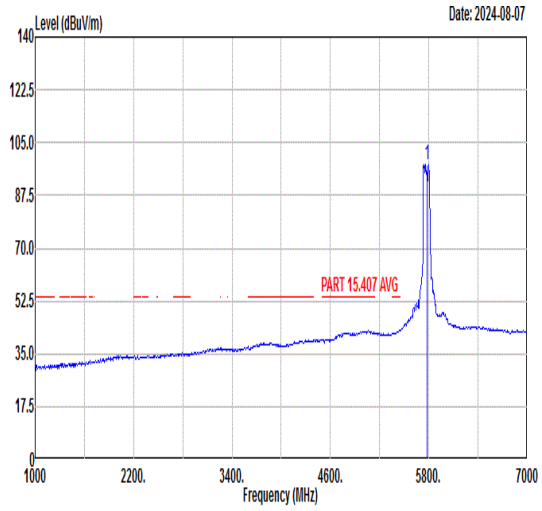 Freq Level Limit Line Margin (dB) Read Level Ant Factor Cable Loss Preamp Factor APos TPos Remark MHz dBuV/m dBuV/m dBuV dB/m dB dB cm deg 1 5775.00 97.77 ------ ------ 84.18 36.24 10.05 32.70 273 19 AVERAGE

Mode	93	
	Band Edge - R	
	U-NII-3_5.725-5.85_802.11ac VHT80_CH155_5775MHz	
ANT	CDD 14+15	
Pol.	Horizontal	Fundamental
Peak	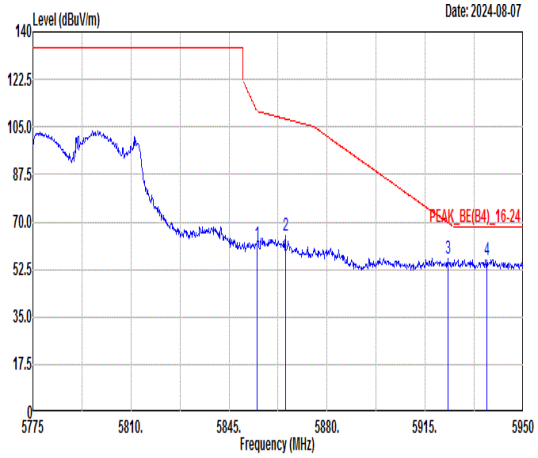 Freq Level Limit Line Margin (dB) Read Level Ant Factor Cable Loss Preamp Factor APos TPos Remark MHz dBuV/m dBuV/m dBuV dB/m dB dB cm deg 1 5854.98 61.71 110.86 -49.15 47.76 36.40 10.29 32.74 273 19 PEAK 2 5865.13 64.73 107.96 -43.23 50.76 36.41 10.31 32.75 273 19 PEAK 3 5923.05 56.50 69.73 -13.23 42.34 36.49 10.44 32.77 273 19 PEAK 4 5937.05 56.14 68.30 -12.16 41.94 36.51 10.46 32.77 273 19 PEAK	Blank

Mode	93
	Band Edge - L
	U-NII-3_5.725-5.85_802.11ac VHT80_CH155_5775MHz
ANT	CDD 14+15

Pol.	Vertical	Fundamental
Peak	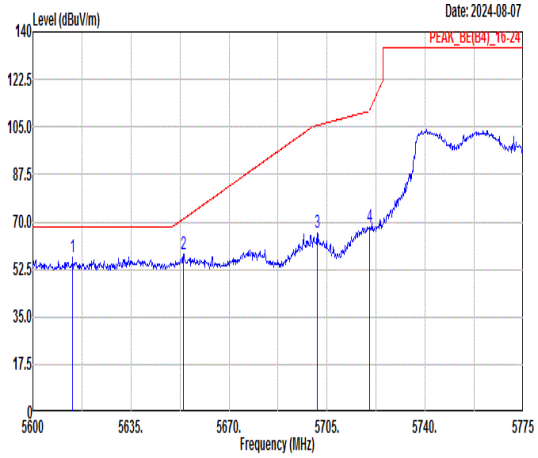 Freq Level Limit Line Margin (dB) Read Level Ant Factor Cable Loss Preamp Factor APos TPos Remark MHz dBuV/m dBuV/m dBuV dB/m dB dB cm deg 1 5614.18 56.90 68.30 -11.40 43.70 36.06 9.79 32.65 200 268 PEAK 2 5653.73 57.97 71.06 -13.09 44.64 36.12 9.87 32.66 200 268 PEAK 3 5701.50 65.82 105.62 -39.80 52.35 36.18 9.97 32.68 200 268 PEAK 4 5720.05 67.99 110.91 -42.92 54.46 36.21 10.01 32.69 200 268 PEAK	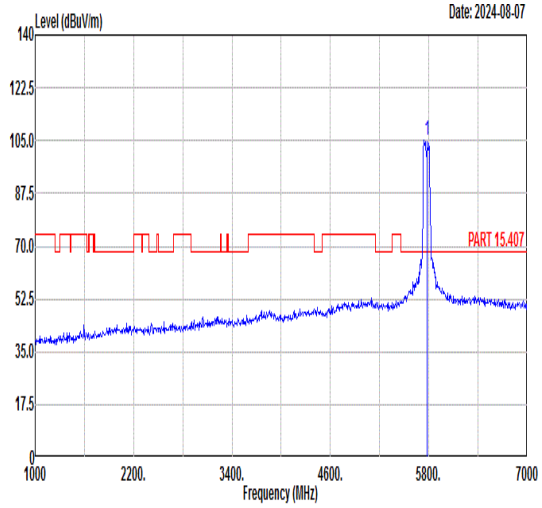 Freq Level Limit Line Margin (dB) Read Level Ant Factor Cable Loss Preamp Factor APos TPos Remark MHz dBuV/m dBuV/m dBuV dB/m dB dB cm deg 1 5775.00 105.02 ------ ------ 91.43 36.24 10.05 32.70 200 268 PEAK
Avg	Blank	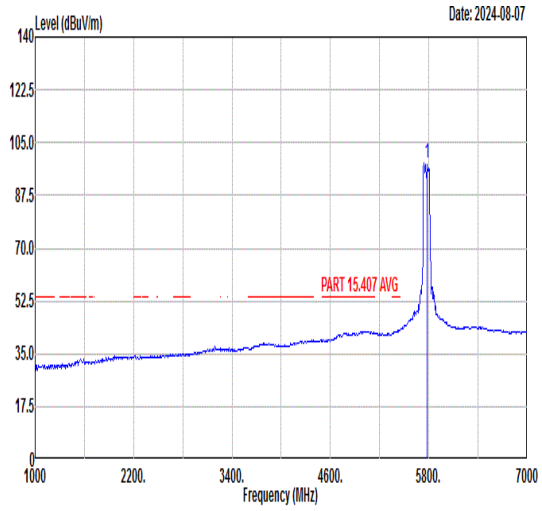 Freq Level Limit Line Margin (dB) Read Level Ant Factor Cable Loss Preamp Factor APos TPos Remark MHz dBuV/m dBuV/m dBuV dB/m dB dB cm deg 1 5775.00 98.08 ------ ------ 84.49 36.24 10.05 32.70 200 268 AVERAGE

Mode	93	
	Band Edge - R	
	U-NII-3_5.725-5.85_802.11ac VHT80_CH155_5775MHz	
ANT	CDD 14+15	
Pol.	Vertical	Fundamental
Peak	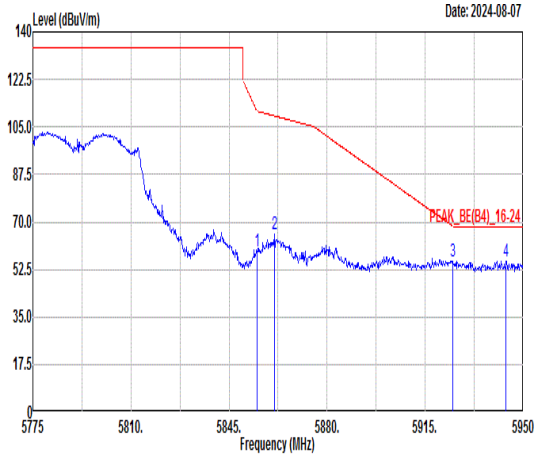 Freq Level Limit Line Margin (dB) Read Level Ant Factor Cable Loss Preamp Factor APos TPos Remark MHz dBuV/m dBuV/m dBuV dB/m dB dB cm deg 1 5854.98 59.24 110.86 -51.62 45.29 36.40 10.29 32.74 200 268 PEAK 2 5861.10 65.36 109.09 -43.73 51.39 36.41 10.30 32.74 200 268 PEAK 3 5924.98 55.61 68.32 -12.71 41.45 36.49 10.44 32.77 200 268 PEAK 4 5943.88 55.59 68.30 -12.71 41.37 36.52 10.48 32.78 200 268 PEAK	Blank

Mode	93	
	Harmonic	
	U-NII-3_5.725-5.85_802.11ac VHT80_CH155_5775MHz	
ANT	CDD 14+15	
Pol.	Horizontal	Vertical
Peak Avg	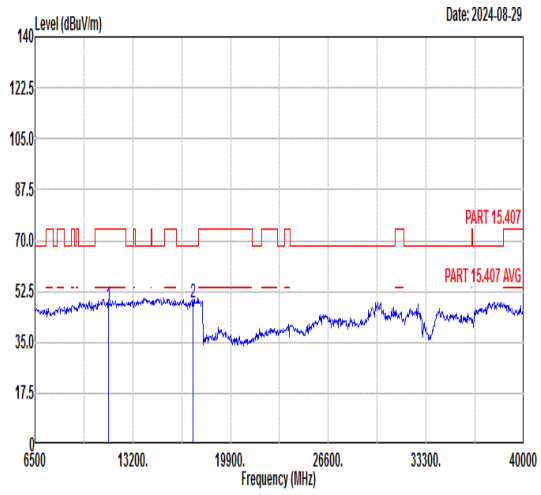 Freq Level Limit Line Margin Read Level Ant Factor Cable Loss Preamp Factor APos TPos Remark MHz dBuV/m dBuV/m dB dBuV dB/m dB dB cm deg 1 11550.00 47.34 74.00 -26.66 58.65 39.22 12.92 63.45 --- --- Peak 2 17325.00 48.43 68.30 -19.87 56.03 41.96 15.79 65.35 --- --- Peak	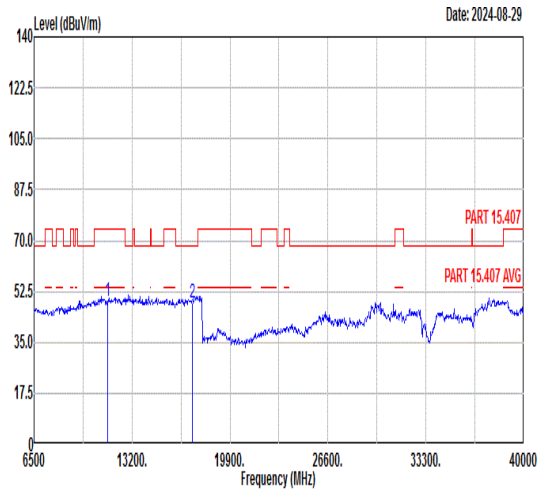 Freq Level Limit Line Margin Read Level Ant Factor Cable Loss Preamp Factor APos TPos Remark MHz dBuV/m dBuV/m dB dBuV dB/m dB dB cm deg 1 11550.00 48.95 74.00 -25.05 60.26 39.22 12.92 63.45 --- --- Peak 2 17325.00 48.73 68.30 -19.57 56.33 41.96 15.79 65.35 --- --- Peak

Mode	94	
	Band Edge	
	U-NII-3_5.725-5.85_802.11ax HE20_CH149_Full RU_5745MHz	
ANT	CDD 14+15	
Pol.	Horizontal	Fundamental
Peak	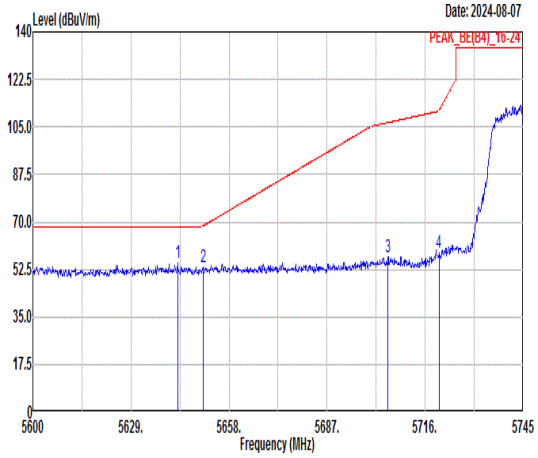 Freq Level Limit Line Margin (dB) Read Level Ant Factor Cable Loss Preamp Factor APos TPos Remark MHz dBuV/m dBuV/m dBuV dB/m dB dB cm deg 1 5642.78 55.06 68.30 -13.24 41.77 36.10 9.85 32.66 200 11 PEAK 2 5650.32 53.50 68.53 -15.03 40.19 36.11 9.86 32.66 200 11 PEAK 3 5704.98 57.16 106.60 -49.44 43.67 36.19 9.98 32.68 200 11 PEAK 4 5720.06 58.46 110.94 -52.48 44.93 36.21 10.01 32.69 200 11 PEAK	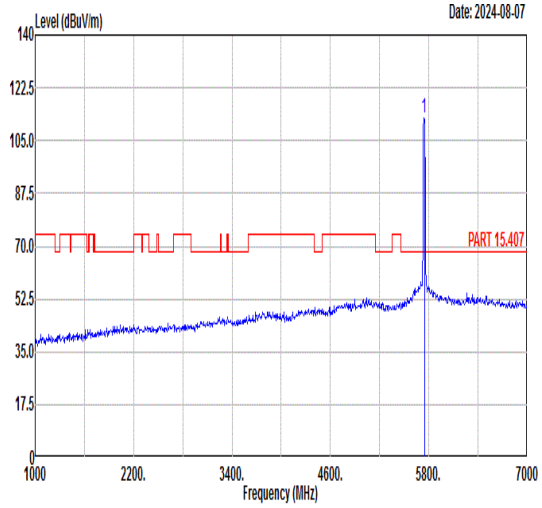 Freq Level Limit Line Margin (dB) Read Level Ant Factor Cable Loss Preamp Factor APos TPos Remark MHz dBuV/m dBuV/m dBuV dB/m dB dB cm deg 1 5745.00 112.28 ------ ------ 98.69 36.24 10.05 32.70 200 11 PEAK
Avg	Blank	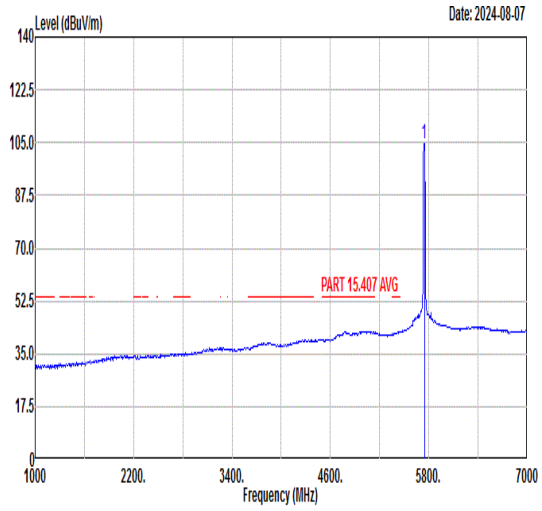 Freq Level Limit Line Margin (dB) Read Level Ant Factor Cable Loss Preamp Factor APos TPos Remark MHz dBuV/m dBuV/m dBuV dB/m dB dB cm deg 1 5745.00 104.44 ------ ------ 90.84 36.24 10.06 32.70 200 11 AVERAGE

Mode	94	
	Band Edge	
	U-NII-3_5.725-5.85_802.11ax HE20_CH149_Full RU_5745MHz	
ANT	CDD 14+15	
Pol.	Vertical	Fundamental
Peak	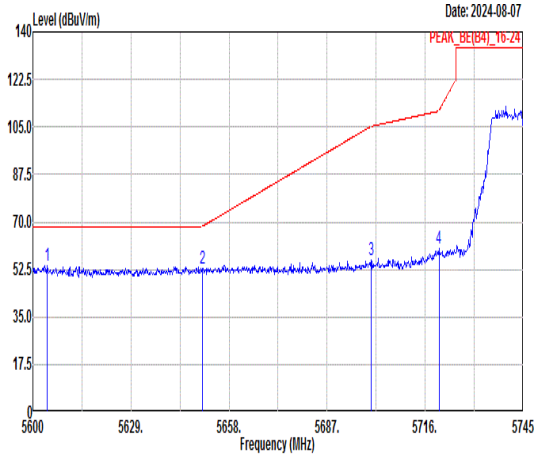 Freq Level Limit Line Margin (dB) Read Level Ant Factor Cable Loss Preamp Factor APos TPos Remark MHz dBuV/m dBuV/m dBuV dB/m dB dB cm deg 1 5604.21 53.91 68.30 -14.39 40.74 36.05 9.76 32.64 279 274 PEAK 2 5650.03 52.75 68.32 -15.57 39.44 36.11 9.86 32.66 279 274 PEAK 3 5700.05 56.09 105.21 -49.12 42.62 36.18 9.97 32.68 279 274 PEAK 4 5720.06 60.02 110.94 -50.92 46.49 36.21 10.01 32.69 279 274 PEAK	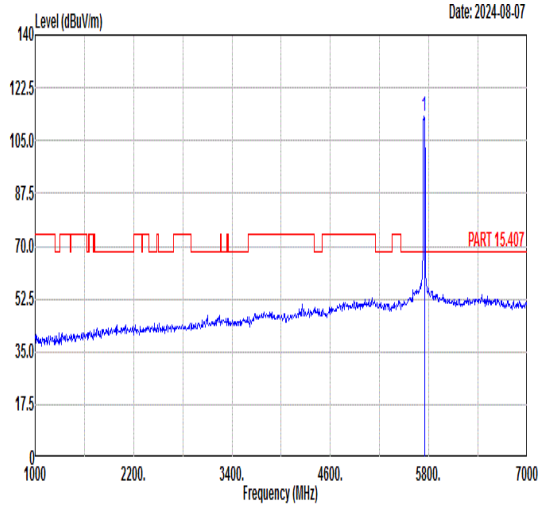 Freq Level Limit Line Margin (dB) Read Level Ant Factor Cable Loss Preamp Factor APos TPos Remark MHz dBuV/m dBuV/m dBuV dB/m dB dB cm deg 1 5745.00 112.81 ------ ------ 99.22 36.24 10.05 32.70 279 274 PEAK
Avg	Blank	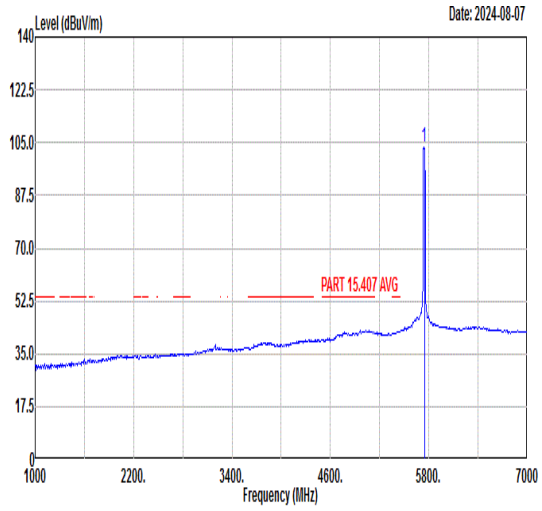 Freq Level Limit Line Margin (dB) Read Level Ant Factor Cable Loss Preamp Factor APos TPos Remark MHz dBuV/m dBuV/m dBuV dB/m dB dB cm deg 1 5745.00 103.46 ------ ------ 89.87 36.24 10.05 32.70 279 274 AVERAGE

Mode	94	
	Harmonic	
	U-NII-3_5.725-5.85_802.11ax HE20_CH149_Full RU_5745MHz	
ANT	CDD 14+15	
Pol.	Horizontal	Vertical
Peak Avg	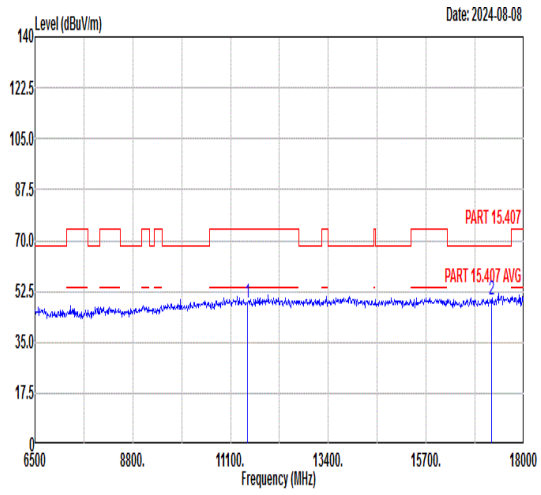 Freq Level Limit Line Margin Read Level Ant Factor Cable Loss Preamp Factor APos TPos Remark MHz dBuV/m dBuV/m dB dBuV dB/m dB dB cm deg 1 11490.00 48.87 74.00 -25.13 60.24 39.20 12.87 63.44 --- --- Peak 2 17235.00 49.40 68.30 -18.90 57.12 41.86 15.72 65.30 --- --- Peak	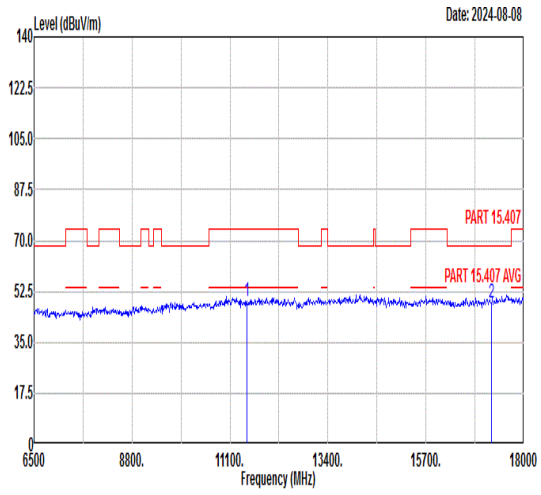 Freq Level Limit Line Margin Read Level Ant Factor Cable Loss Preamp Factor APos TPos Remark MHz dBuV/m dBuV/m dB dBuV dB/m dB dB cm deg 1 11490.00 49.25 74.00 -24.75 60.62 39.20 12.87 63.44 --- --- Peak 2 17235.00 48.49 68.30 -19.81 56.21 41.86 15.72 65.30 --- --- Peak

Mode	95	
	Harmonic	
	U-NII-3_5.725-5.85_802.11ax HE20_CH157_Full RU_5785MHz	
ANT	CDD 14+15	
Pol.	Horizontal	Vertical
Peak Avg	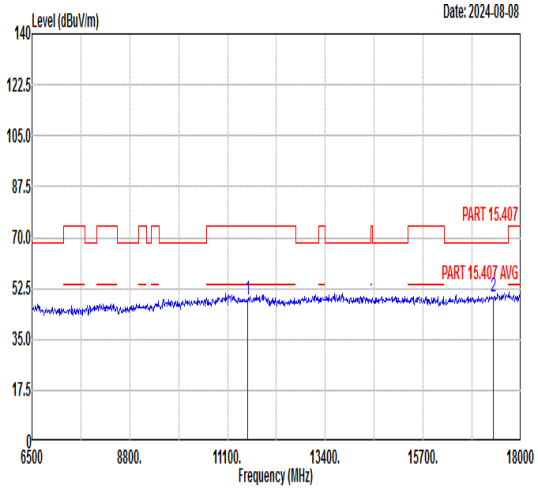 Freq Level Limit Line Margin Read Level Ant Factor Cable Loss Preamp Factor APos TPos Remark MHz dBuV/m dBuV/m dB dBuV dB/m dB dB cm deg 1 11570.00 48.65 74.00 -25.35 59.94 39.23 12.93 63.45 --- --- Peak 2 17355.00 49.49 68.30 -18.81 57.05 41.99 15.81 65.36 --- --- Peak	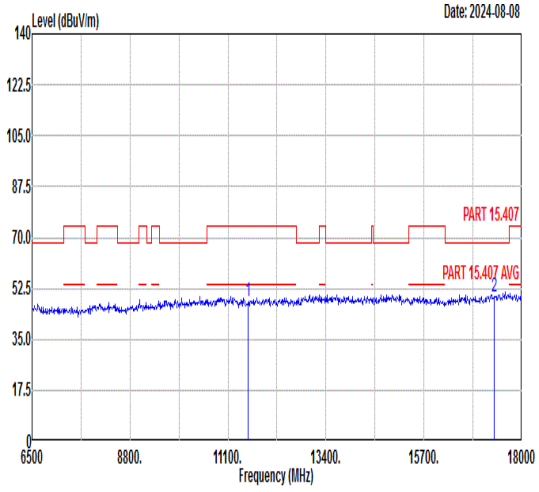 Freq Level Limit Line Margin Read Level Ant Factor Cable Loss Preamp Factor APos TPos Remark MHz dBuV/m dBuV/m dB dBuV dB/m dB dB cm deg 1 11570.00 48.08 74.00 -25.92 59.37 39.23 12.93 63.45 --- --- Peak 2 17355.00 49.81 68.30 -18.49 57.37 41.99 15.81 65.36 --- --- Peak

Mode	96	
	Band Edge	
	U-NII-3_5.725-5.85_802.11ax HE20_CH165_Full RU_5825MHz	
ANT	CDD 14+15	
Pol.	Horizontal	Fundamental
Peak	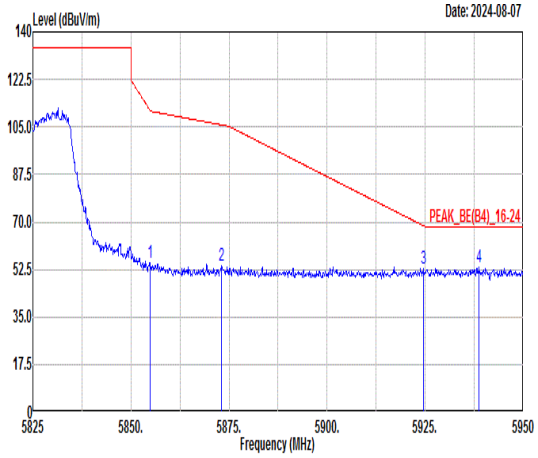 Freq Level Limit Line Margin (dB) Read Level Ant Factor Cable Loss Preamp Factor APos TPos Remark MHz dBuV/m dBuV/m dBuV dB/m dB dB cm deg 1 5854.88 54.75 111.08 -56.33 40.80 36.40 10.29 32.74 100 328 PEAK 2 5873.00 53.69 105.76 -52.07 39.69 36.42 10.33 32.75 100 328 PEAK 3 5924.63 52.63 68.58 -15.95 38.47 36.49 10.44 32.77 100 328 PEAK 4 5938.75 53.35 68.30 -14.95 39.15 36.51 10.47 32.78 100 328 PEAK	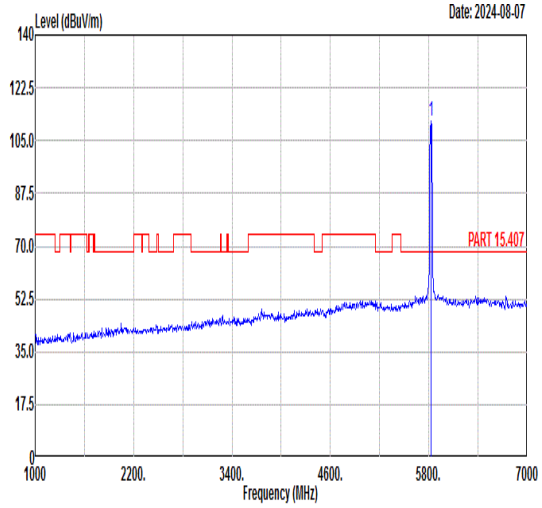 Freq Level Limit Line Margin (dB) Read Level Ant Factor Cable Loss Preamp Factor APos TPos Remark MHz dBuV/m dBuV/m dBuV dB/m dB dB cm deg 1 5825.00 111.39 ------ ------ 97.52 36.36 10.24 32.73 100 328 PEAK
Avg	Blank	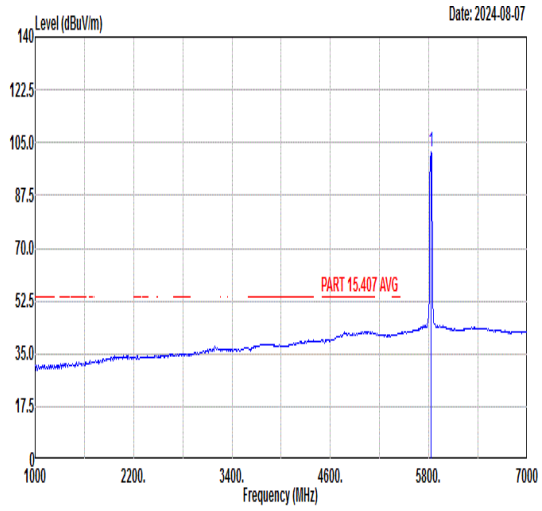 Freq Level Limit Line Margin (dB) Read Level Ant Factor Cable Loss Preamp Factor APos TPos Remark MHz dBuV/m dBuV/m dBuV dB/m dB dB cm deg 1 5825.00 101.75 ------ ------ 87.88 36.36 10.24 32.73 100 328 AVERAGE

Mode	96	
	Band Edge	
	U-NII-3_5.725-5.85_802.11ax HE20_CH165_Full RU_5825MHz	
ANT	CDD 14+15	
Pol.	Vertical	Fundamental
Peak	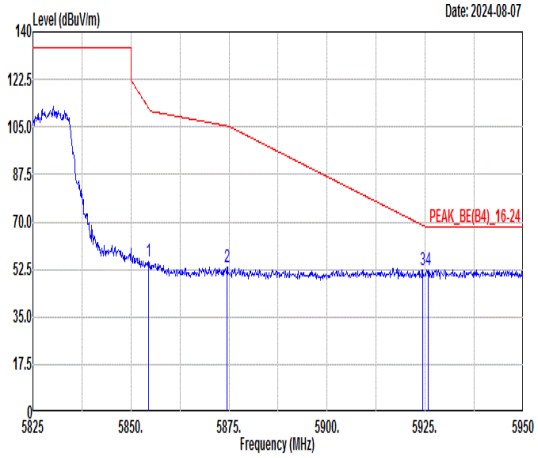 Freq Level Limit Line Margin (dB) Read Level Ant Factor Cable Loss Preamp Factor APos TPos Remark MHz dBuV/m dBuV/m dBuV dB/m dB dB cm deg 1 5854.50 55.33 111.94 -56.61 41.38 36.40 10.29 32.74 200 271 PEAK 2 5874.50 53.48 105.34 -51.86 39.48 36.42 10.33 32.75 200 271 PEAK 3 5924.38 52.08 68.76 -16.68 37.92 36.49 10.44 32.77 200 271 PEAK 4 5925.75 52.52 68.30 -15.78 38.35 36.50 10.44 32.77 200 271 PEAK	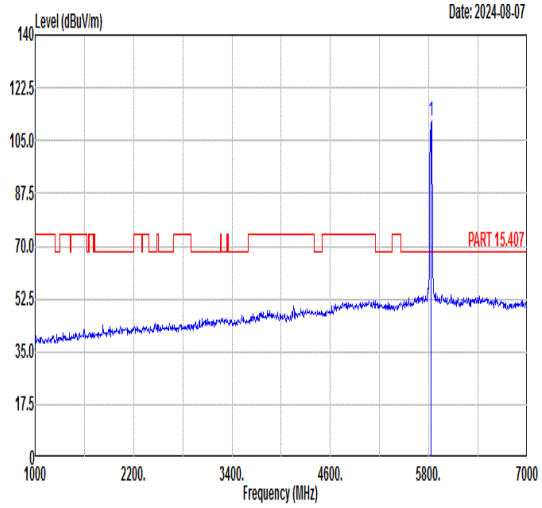 Freq Level Limit Line Margin (dB) Read Level Ant Factor Cable Loss Preamp Factor APos TPos Remark MHz dBuV/m dBuV/m dBuV dB/m dB dB cm deg 1 5825.00 111.51 ------ ------ 97.62 36.37 10.25 32.73 200 271 PEAK
Avg	Blank	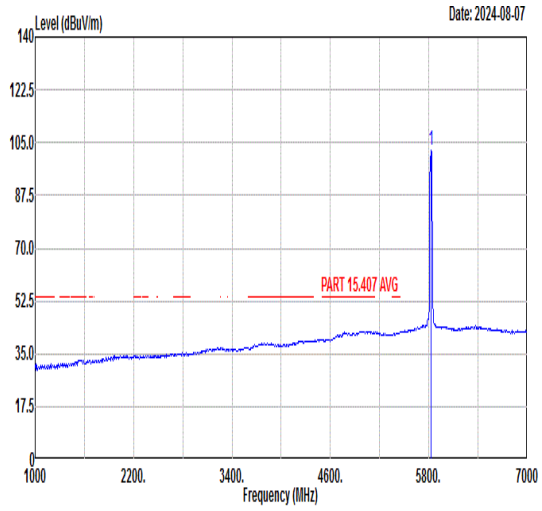 Freq Level Limit Line Margin (dB) Read Level Ant Factor Cable Loss Preamp Factor APos TPos Remark MHz dBuV/m dBuV/m dBuV dB/m dB dB cm deg 1 5825.00 102.45 ------ ------ 88.58 36.36 10.24 32.73 200 271 AVERAGE

Mode	96	
	Harmonic	
	U-NII-3_5.725-5.85_802.11ax HE20_CH165_Full RU_5825MHz	
ANT	CDD 14+15	
Pol.	Horizontal	Vertical
Peak Avg	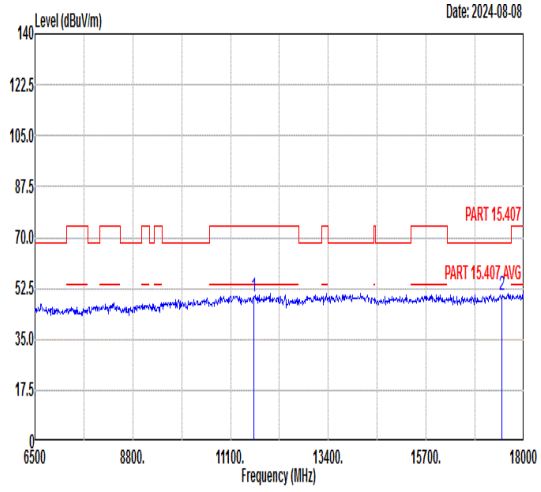 Freq Level Limit Line Margin Read Level Ant Factor Cable Loss Preamp Factor APos TPos Remark MHz dBuV/m dBuV/m dB dBuV dB/m dB dB cm deg 1 11650.00 49.82 74.00 -24.18 61.02 39.26 12.99 63.45 --- --- Peak 2 17475.00 49.96 68.30 -18.34 57.37 42.12 15.90 65.43 --- --- Peak	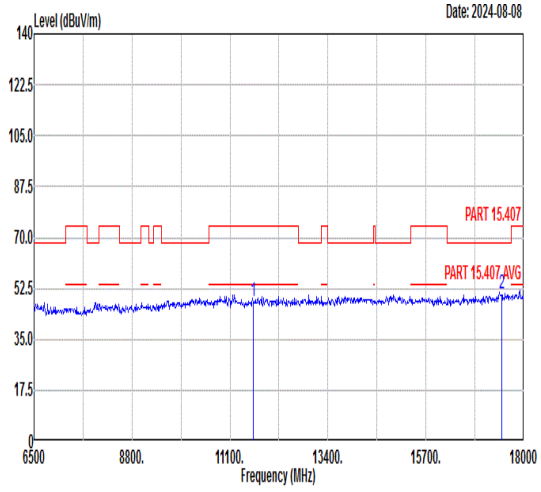 Freq Level Limit Line Margin Read Level Ant Factor Cable Loss Preamp Factor APos TPos Remark MHz dBuV/m dBuV/m dB dBuV dB/m dB dB cm deg 1 11650.00 47.89 74.00 -26.11 59.09 39.26 12.99 63.45 --- --- Peak 2 17475.00 50.79 68.30 -17.51 58.20 42.12 15.90 65.43 --- --- Peak

Mode	97
	Band Edge - L
	U-NII-3_5.725-5.85_802.11ax HE40_CH151_Full RU_5755MHz
ANT	CDD 14+15

Pol.	Horizontal	Fundamental
Peak	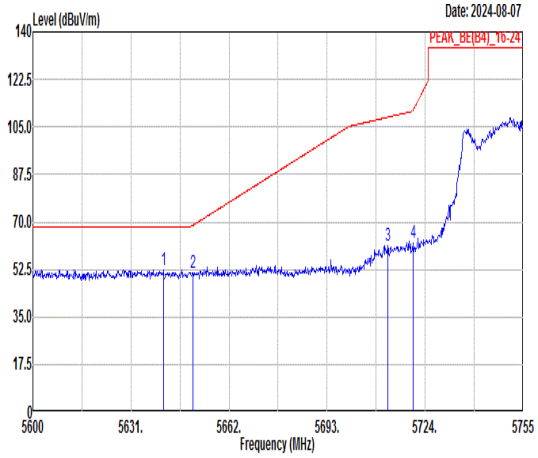 Freq Level Limit Line Margin (dB) Read Level Ant Factor Cable Loss Preamp Factor APos TPos Remark MHz dBuV/m dBuV/m dBuV dB/m dB dB cm deg 1 5641.23 52.55 68.30 -15.75 39.27 36.10 9.84 32.66 100 35 PEAK 2 5650.53 51.26 68.69 -17.43 37.95 36.11 9.86 32.66 100 35 PEAK 3 5712.22 61.36 108.62 -47.26 47.85 36.20 9.99 32.68 100 35 PEAK 4 5720.28 62.18 111.44 -49.26 48.65 36.21 10.01 32.69 100 35 PEAK	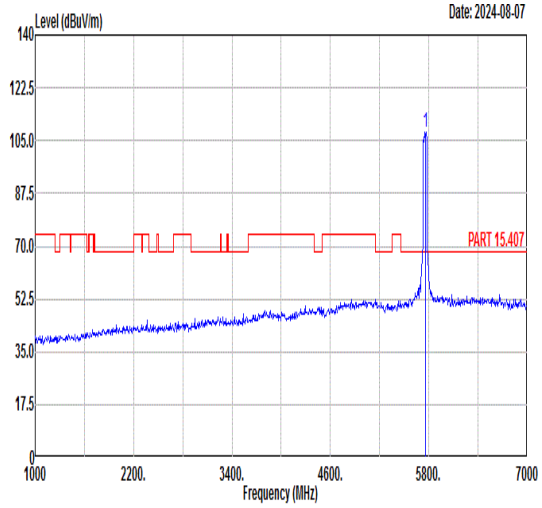 Freq Level Limit Line Margin (dB) Read Level Ant Factor Cable Loss Preamp Factor APos TPos Remark MHz dBuV/m dBuV/m dBuV dB/m dB dB cm deg 1 5755.00 107.90 ------ ------ 94.30 36.24 10.06 32.70 100 35 PEAK
Avg	Blank	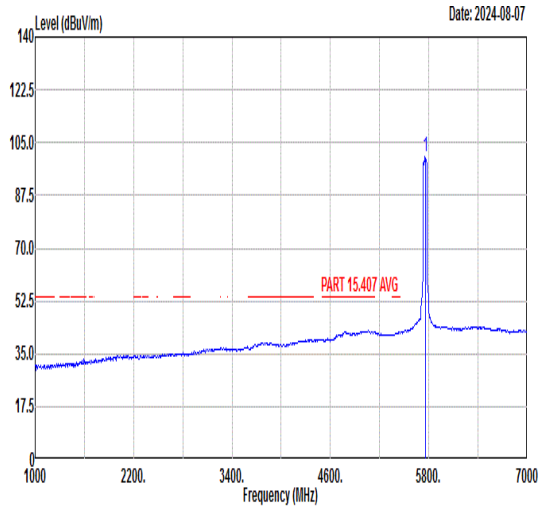 Freq Level Limit Line Margin (dB) Read Level Ant Factor Cable Loss Preamp Factor APos TPos Remark MHz dBuV/m dBuV/m dBuV dB/m dB dB cm deg 1 5755.00 100.61 ------ ------ 86.98 36.25 10.08 32.70 100 35 AVERAGE

Mode	97	
	Band Edge - R	
	U-NII-3_5.725-5.85_802.11ax HE40_CH151_Full RU_5755MHz	
ANT	CDD 14+15	
Pol.	Horizontal	Fundamental
Peak	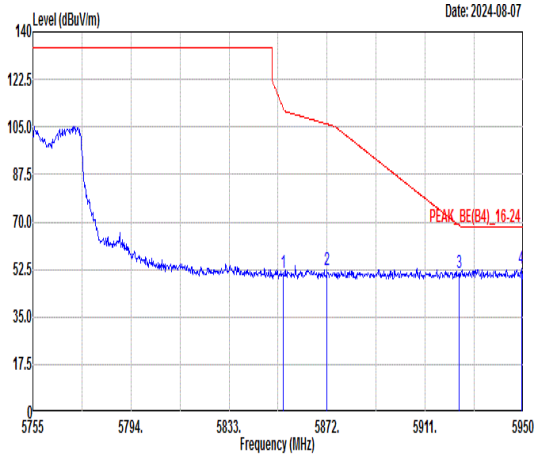 Freq Level Limit Line Margin (dB) Read Level Ant Factor Cable Loss Preamp Factor APos TPos Remark MHz dBuV/m dBuV/m dBuV dB/m dB dB cm deg 1 5854.65 51.46 111.61 -60.15 37.51 36.40 10.29 32.74 100 35 PEAK 2 5872.00 52.42 106.04 -53.62 38.42 36.42 10.33 32.75 100 35 PEAK 3 5924.46 51.03 68.70 -17.67 36.87 36.49 10.44 32.77 100 35 PEAK 4 5949.22 52.67 68.30 -15.63 38.43 36.53 10.49 32.78 100 35 PEAK	Blank

Mode	97
	Band Edge - L
	U-NII-3_5.725-5.85_802.11ax HE40_CH151_Full RU_5755MHz
ANT	CDD 14+15

Pol.	Vertical	Fundamental
Peak	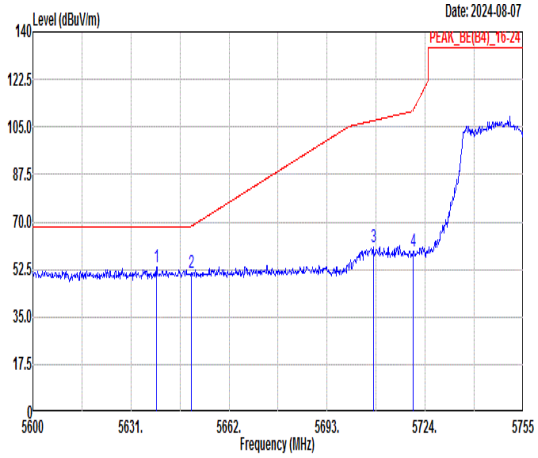 Freq Level Limit Line Margin (dB) Read Level Ant Factor Cable Loss Preamp Factor APos TPos Remark MHz dBuV/m dBuV/m dBuV dB/m dB dB cm deg 1 5639.06 53.59 68.30 -14.71 40.32 36.09 9.84 32.66 264 273 PEAK 2 5650.07 51.21 68.35 -17.14 37.90 36.11 9.86 32.66 264 273 PEAK 3 5707.57 60.66 107.32 -46.66 47.17 36.19 9.98 32.68 264 273 PEAK 4 5720.28 59.33 111.44 -52.11 45.80 36.21 10.01 32.69 264 273 PEAK	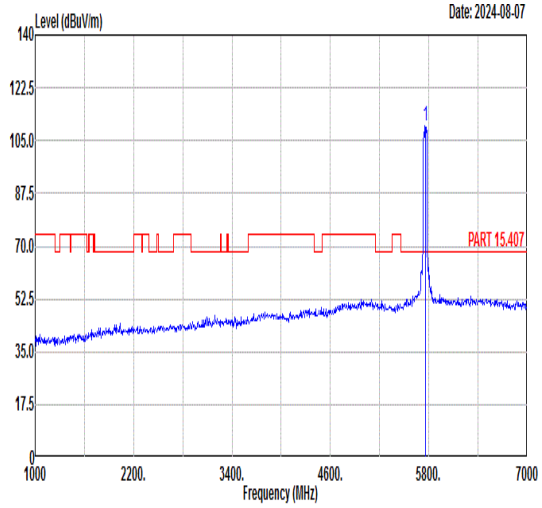 Freq Level Limit Line Margin (dB) Read Level Ant Factor Cable Loss Preamp Factor APos TPos Remark MHz dBuV/m dBuV/m dBuV dB/m dB dB cm deg 1 5755.00 109.77 ------ ------ 96.17 36.24 10.06 32.70 264 273 PEAK
Avg	Blank	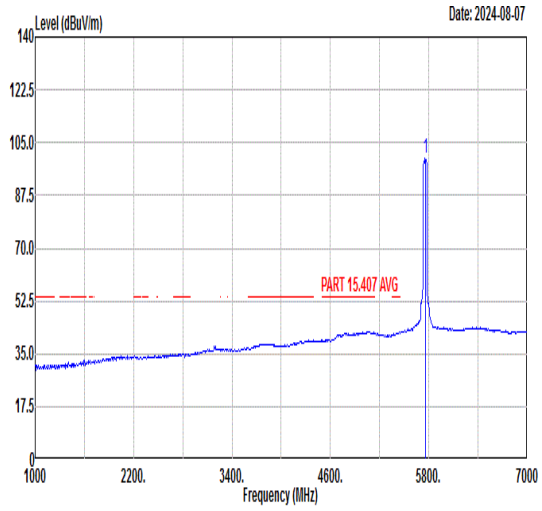 Freq Level Limit Line Margin (dB) Read Level Ant Factor Cable Loss Preamp Factor APos TPos Remark MHz dBuV/m dBuV/m dBuV dB/m dB dB cm deg 1 5755.00 99.95 ------ ------ 86.35 36.24 10.06 32.70 264 273 AVERAGE

Mode	97	
	Band Edge - R	
	U-NII-3_5.725-5.85_802.11ax HE40_CH151_Full RU_5755MHz	
ANT	CDD 14+15	
Pol.	Vertical	Fundamental
Peak	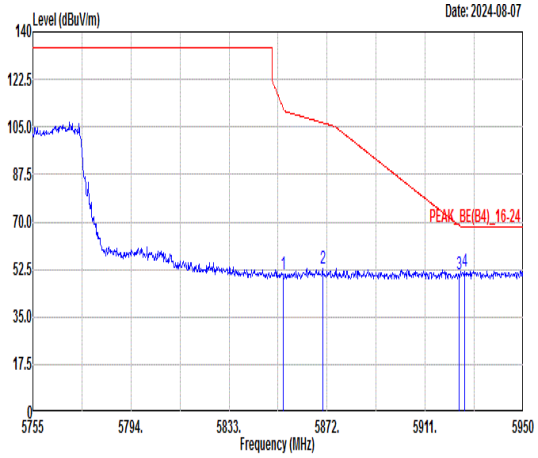 Freq Level Limit Line Margin (dB) Read Level Ant Factor Cable Loss Preamp Factor APos TPos Remark MHz dBuV/m dBuV/m dBuV dB/m dB dB cm deg 1 5854.45 50.67 112.05 -61.38 36.72 36.40 10.29 32.74 264 273 PEAK 2 5870.25 52.66 106.53 -53.87 38.67 36.42 10.32 32.75 264 273 PEAK 3 5924.46 50.50 68.70 -18.20 36.34 36.49 10.44 32.77 264 273 PEAK 4 5926.80 51.92 68.30 -16.38 37.75 36.50 10.44 32.77 264 273 PEAK	Blank

Mode	98	
	Band Edge - L	
	U-NII-3_5.725-5.85_802.11ax HE40_CH159_Full RU_5795MHz	
ANT	CDD 14+15	
Pol.	Horizontal	Fundamental
Peak	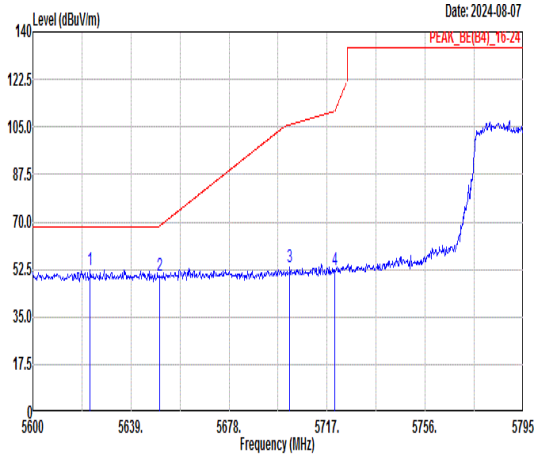 Freq Level Limit Line Margin (dB) Read Level Ant Factor Cable Loss Preamp Factor APos TPos Remark MHz dBuV/m dBuV/m dBuV dB/m dB dB cm deg 1 5622.82 52.51 68.30 -15.79 39.29 36.07 9.80 32.65 100 324 PEAK 2 5650.51 50.17 68.67 -18.50 36.86 36.11 9.86 32.66 100 324 PEAK 3 5702.18 53.27 105.81 -52.54 39.80 36.18 9.97 32.68 100 324 PEAK 4 5720.12 52.25 111.07 -58.82 38.72 36.21 10.01 32.69 100 324 PEAK	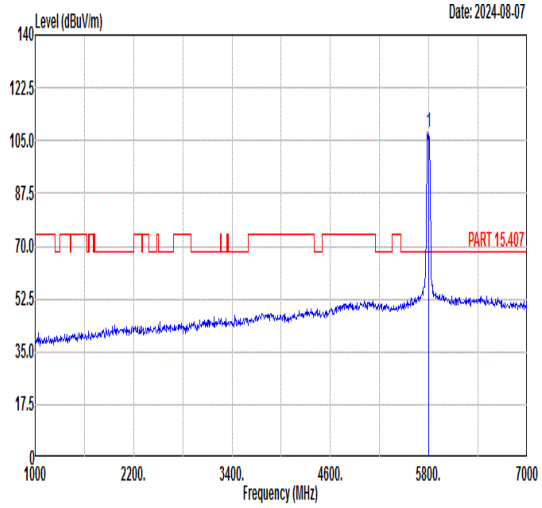 Freq Level Limit Line Margin (dB) Read Level Ant Factor Cable Loss Preamp Factor APos TPos Remark MHz dBuV/m dBuV/m dBuV dB/m dB dB cm deg 1 5795.00 107.90 ------ ------ 94.18 36.29 10.14 32.71 100 324 PEAK
Avg	Blank	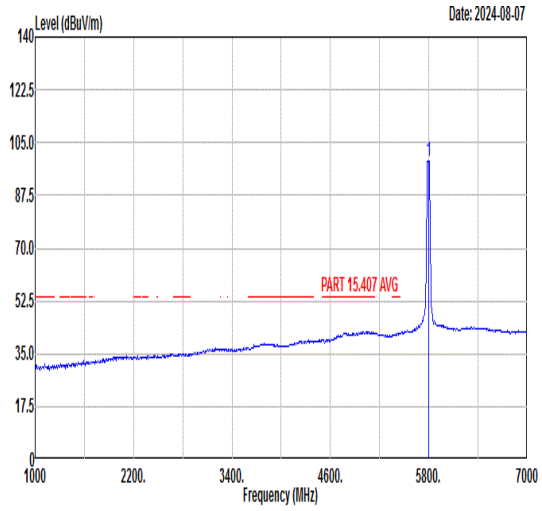 Freq Level Limit Line Margin (dB) Read Level Ant Factor Cable Loss Preamp Factor APos TPos Remark MHz dBuV/m dBuV/m dBuV dB/m dB dB cm deg 1 5795.00 98.87 ------ ------ 85.09 36.32 10.18 32.72 100 324 AVERAGE

Mode	98	
	Band Edge - R	
	U-NII-3_5.725-5.85_802.11ax HE40_CH159_Full RU_5795MHz	
ANT	CDD 14+15	
Pol.	Horizontal	Fundamental
Peak	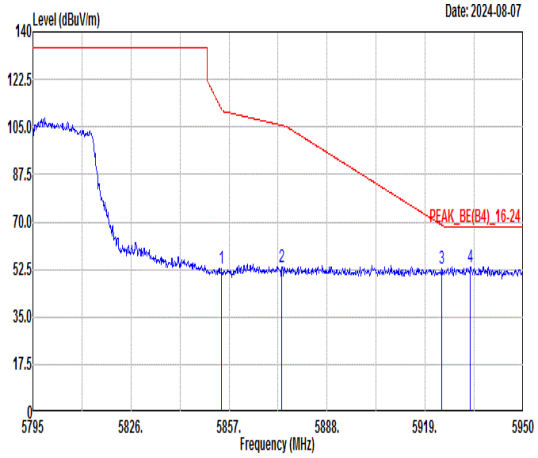 Freq Level Limit Line Margin (dB) Read Level Ant Factor Cable Loss Preamp Factor APos TPos Remark MHz dBuV/m dBuV/m dBuV dB/m dB dB cm deg 1 5854.68 52.92 111.54 -58.62 38.97 36.40 10.29 32.74 100 324 PEAK 2 5873.74 53.55 105.55 -52.00 39.55 36.42 10.33 32.75 100 324 PEAK 3 5924.27 52.82 68.84 -16.02 38.66 36.49 10.44 32.77 100 324 PEAK 4 5933.26 53.56 68.30 -14.74 39.36 36.51 10.46 32.77 100 324 PEAK	Blank

Mode	98
	Band Edge - L
	U-NII-3_5.725-5.85_802.11ax HE40_CH159_Full RU_5795MHz
ANT	CDD 14+15

Pol.	Vertical	Fundamental
Peak	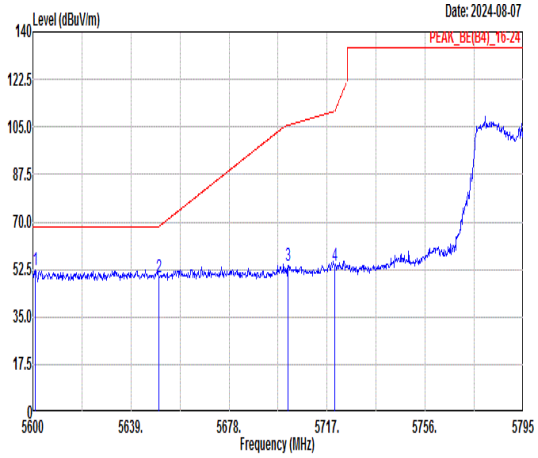 Freq Level Limit Line Margin (dB) Read Level Ant Factor Cable Loss Preamp Factor APos TPos Remark MHz dBuV/m dBuV/m dBuV dB/m dB dB cm deg 1 5600.98 52.34 68.30 -15.96 39.18 36.04 9.76 32.64 201 270 PEAK 2 5650.12 49.85 68.39 -18.54 36.54 36.11 9.86 32.66 201 270 PEAK 3 5701.60 54.04 105.65 -51.61 40.57 36.18 9.97 32.68 201 270 PEAK 4 5720.12 54.11 111.07 -56.96 40.58 36.21 10.01 32.69 201 270 PEAK	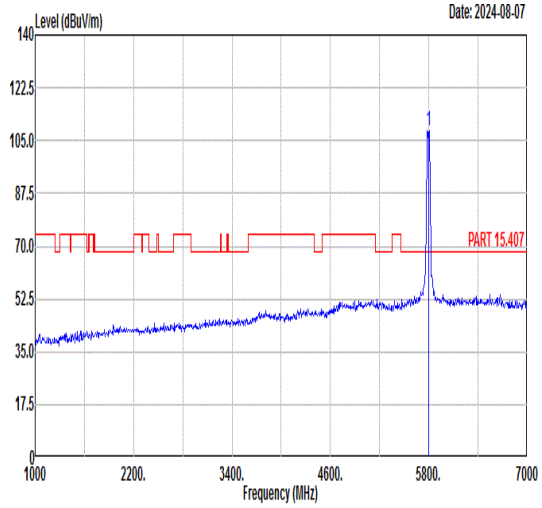 Freq Level Limit Line Margin (dB) Read Level Ant Factor Cable Loss Preamp Factor APos TPos Remark MHz dBuV/m dBuV/m dBuV dB/m dB dB cm deg 1 5795.00 108.13 ------ ------ 94.33 36.33 10.19 32.72 201 270 PEAK
Avg	Blank	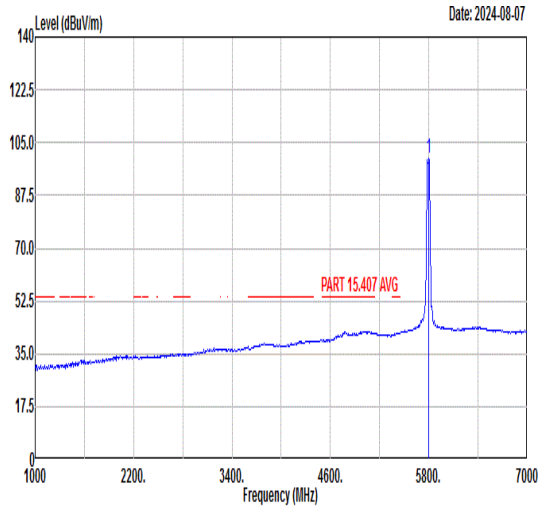 Freq Level Limit Line Margin (dB) Read Level Ant Factor Cable Loss Preamp Factor APos TPos Remark MHz dBuV/m dBuV/m dBuV dB/m dB dB cm deg 1 5795.00 99.73 ------ ------ 85.95 36.32 10.18 32.72 201 270 AVERAGE

Mode	98	
	Band Edge - R	
	U-NII-3_5.725-5.85_802.11ax HE40_CH159_Full RU_5795MHz	
ANT	CDD 14+15	
Pol.	Vertical	Fundamental
Peak	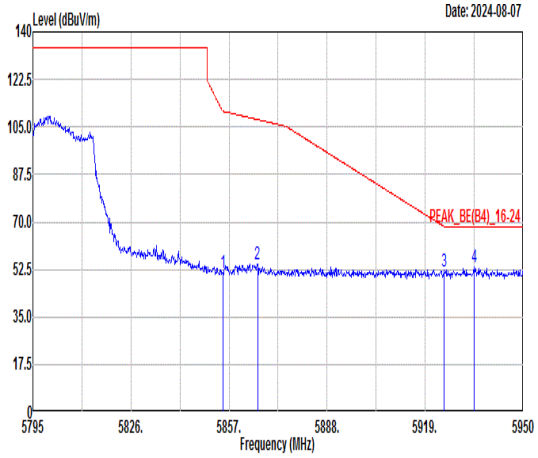 Freq Level Limit Line Margin (dB) Read Level Ant Factor Cable Loss Preamp Factor APos TPos Remark MHz dBuV/m dBuV/m dBuV dB/m dB dB cm deg 1 5854.99 51.25 110.83 -59.58 37.30 36.40 10.29 32.74 201 270 PEAK 2 5865.99 54.30 107.72 -53.42 40.32 36.41 10.32 32.75 201 270 PEAK 3 5924.89 51.68 68.38 -16.70 37.52 36.49 10.44 32.77 201 270 PEAK 4 5934.50 53.53 68.30 -14.77 39.33 36.51 10.46 32.77 201 270 PEAK	Blank

Mode	99	
	Band Edge - L	
	U-NII-3_5.725-5.85_802.11ax HE80_CH155_Full RU_5775MHz	
ANT	CDD 14+15	
Pol.	Horizontal	Fundamental
Peak	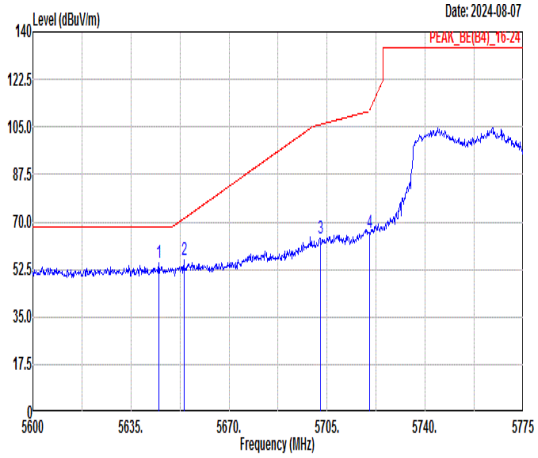 Freq Level Limit Line Margin (dB) Read Level Ant Factor Cable Loss Preamp Factor APos TPos Remark MHz dBuV/m dBuV/m dBuV dB/m dB dB cm deg 1 5644.98 54.71 68.30 -13.59 41.42 36.10 9.85 32.66 112 360 PEAK 2 5653.90 56.08 71.19 -15.11 42.75 36.12 9.87 32.66 112 360 PEAK 3 5702.73 64.08 105.96 -41.88 50.61 36.18 9.97 32.68 112 360 PEAK 4 5720.23 66.19 111.31 -45.12 52.66 36.21 10.01 32.69 112 360 PEAK	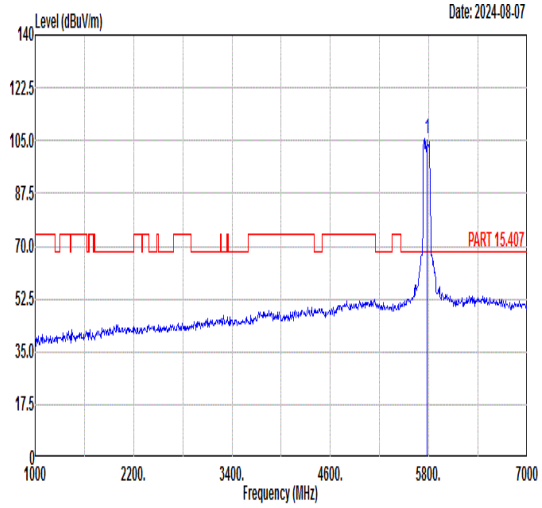 Freq Level Limit Line Margin (dB) Read Level Ant Factor Cable Loss Preamp Factor APos TPos Remark MHz dBuV/m dBuV/m dBuV dB/m dB dB cm deg 1 5775.00 105.59 ------ ------ 91.99 36.24 10.06 32.70 112 360 PEAK
Avg	Blank	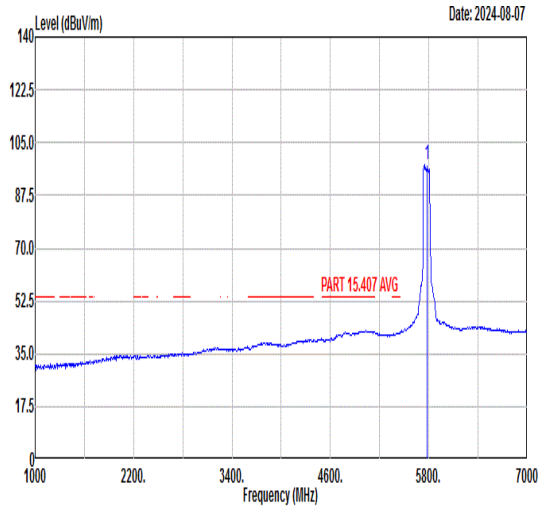 Freq Level Limit Line Margin (dB) Read Level Ant Factor Cable Loss Preamp Factor APos TPos Remark MHz dBuV/m dBuV/m dBuV dB/m dB dB cm deg 1 5775.00 97.51 ------ ------ 83.91 36.24 10.06 32.70 112 360 AVERAGE

Mode	99	
	Band Edge - R	
	U-NII-3_5.725-5.85_802.11ax HE80_CH155_Full RU_5775MHz	
ANT	CDD 14+15	
Pol.	Horizontal	Fundamental
Peak	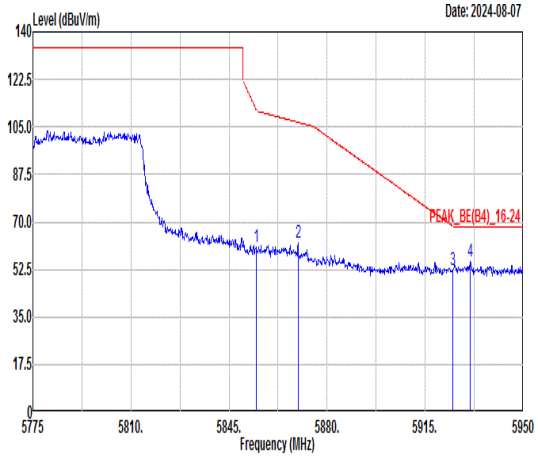 Freq Level Limit Line Margin (dB) Read Level Ant Factor Cable Loss Preamp Factor APos TPos Remark MHz dBuV/m dBuV/m dBuV dB/m dB dB cm deg 1 5854.63 60.71 111.65 -50.94 46.76 36.40 10.29 32.74 112 360 PEAK 2 5869.68 62.35 106.69 -44.34 48.36 36.42 10.32 32.75 112 360 PEAK 3 5924.98 52.19 68.32 -16.13 38.03 36.49 10.44 32.77 112 360 PEAK 4 5931.10 55.32 68.30 -12.98 41.14 36.50 10.45 32.77 112 360 PEAK	Blank

Mode	99
	Band Edge - L
	U-NII-3_5.725-5.85_802.11ax HE80_CH155_Full RU_5775MHz
ANT	CDD 14+15

Pol.	Vertical	Fundamental
Peak	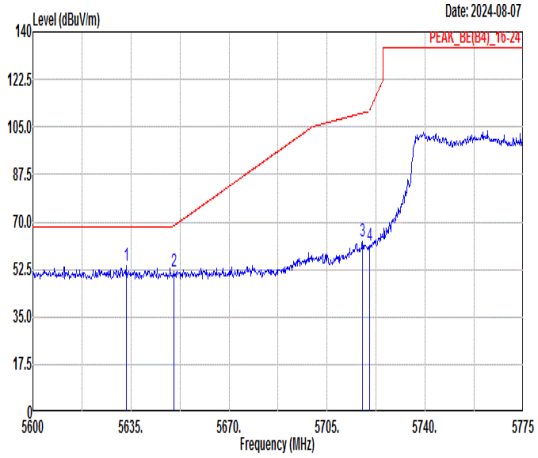 Freq Level Limit Line Margin (dB) Read Level Ant Factor Cable Loss Preamp Factor APos TPos Remark MHz dBuV/m dBuV/m dBuV dB/m dB dB cm deg 1 5633.25 53.68 68.30 -14.62 40.41 36.09 9.83 32.65 200 272 PEAK 2 5650.23 51.54 68.47 -16.93 38.23 36.11 9.86 32.66 200 272 PEAK 3 5717.60 62.68 110.13 -47.45 49.17 36.20 10.00 32.69 200 272 PEAK 4 5720.05 61.07 110.91 -49.84 47.54 36.21 10.01 32.69 200 272 PEAK	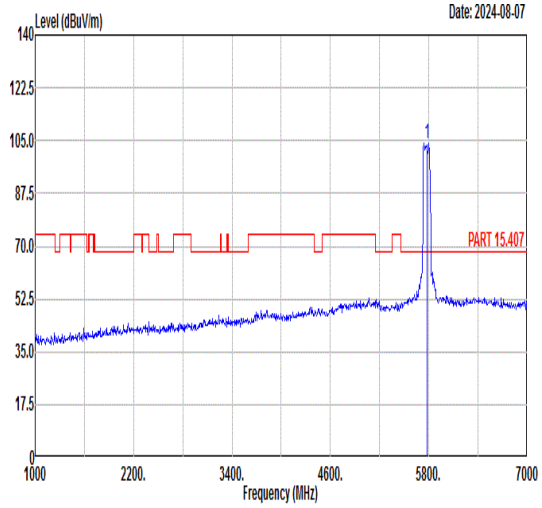 Freq Level Limit Line Margin (dB) Read Level Ant Factor Cable Loss Preamp Factor APos TPos Remark MHz dBuV/m dBuV/m dBuV dB/m dB dB cm deg 1 5775.00 104.03 ------ ------ 90.44 36.24 10.05 32.70 200 272 PEAK
Avg	Blank	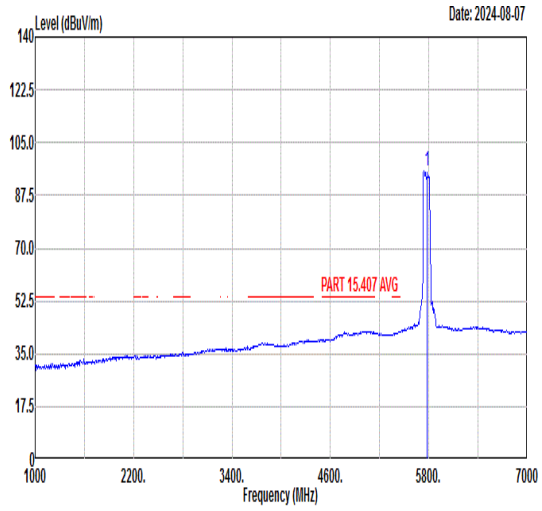 Freq Level Limit Line Margin (dB) Read Level Ant Factor Cable Loss Preamp Factor APos TPos Remark MHz dBuV/m dBuV/m dBuV dB/m dB dB cm deg 1 5775.00 95.43 ------ ------ 81.84 36.24 10.05 32.70 200 272 AVERAGE

Mode	99	
	Band Edge - R	
	U-NII-3_5.725-5.85_802.11ax HE80_CH155_Full RU_5775MHz	
ANT	CDD 14+15	
Pol.	Vertical	Fundamental
Peak	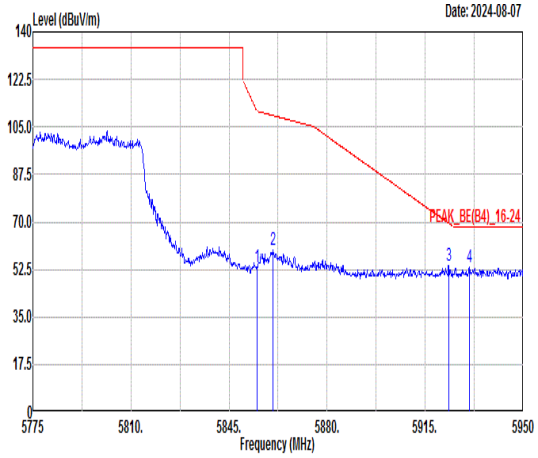 Freq Level Limit Line Margin (dB) Read Level Ant Factor Cable Loss Preamp Factor APos TPos Remark MHz dBuV/m dBuV/m dBuV dB/m dB dB cm deg 1 5854.98 53.60 110.86 -57.26 39.65 36.40 10.29 32.74 200 272 PEAK 2 5860.58 59.72 109.24 -49.52 45.76 36.40 10.30 32.74 200 272 PEAK 3 5923.40 53.81 69.48 -15.67 39.65 36.49 10.44 32.77 200 272 PEAK 4 5930.75 53.52 68.30 -14.78 39.34 36.50 10.45 32.77 200 272 PEAK	Blank

Mode	100	
	Band Edge	
	U-NII-3_5.725-5.85_802.11ax HE20_CH149_Partial RU 52/37_5745MHz	
ANT	CDD 14+15	
Pol.	Horizontal	Fundamental
Peak	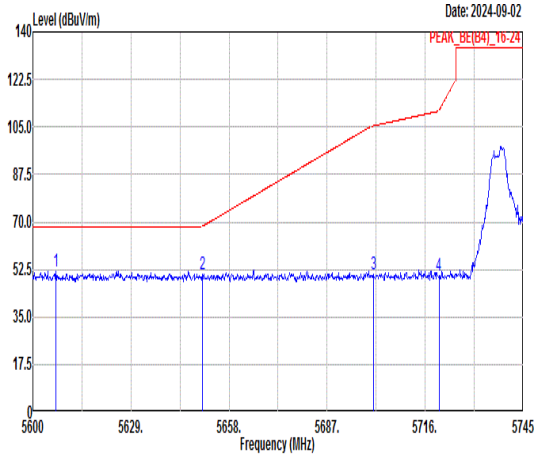 Freq Level Limit Line Margin (dB) Read Level Ant Factor Cable Loss Preamp Factor APos TPos Remark MHz dBuV/m dBuV/m dBuV dB/m dB dB cm deg 1 5606.82 51.88 68.30 -16.42 38.70 36.05 9.77 32.64 295 0 PEAK 2 5650.03 50.58 68.32 -17.74 37.27 36.11 9.86 32.66 295 0 PEAK 3 5700.78 50.87 105.42 -54.55 37.40 36.18 9.97 32.68 295 0 PEAK 4 5720.06 49.93 110.94 -61.01 36.40 36.21 10.01 32.69 295 0 PEAK	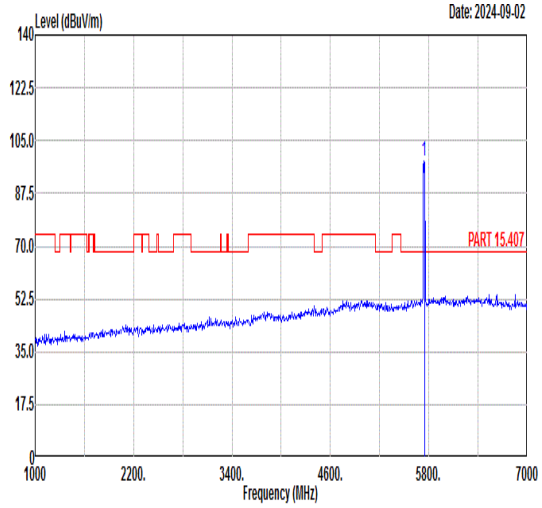 Freq Level Limit Line Margin (dB) Read Level Ant Factor Cable Loss Preamp Factor APos TPos Remark MHz dBuV/m dBuV/m dBuV dB/m dB dB cm deg 1 5745.00 98.00 ------ ------ 84.41 36.24 10.05 32.70 295 0 PEAK
Avg	Blank	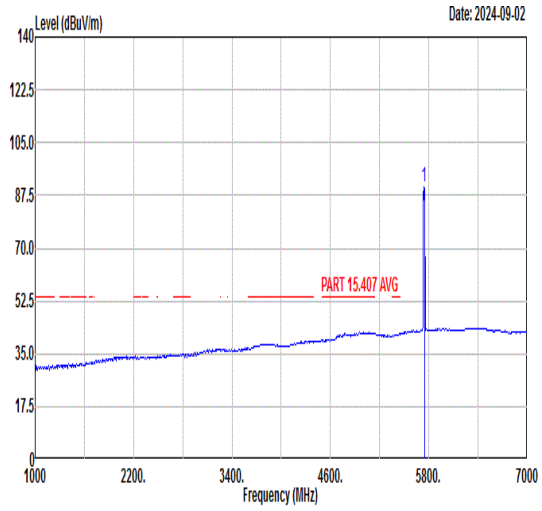 Freq Level Limit Line Margin (dB) Read Level Ant Factor Cable Loss Preamp Factor APos TPos Remark MHz dBuV/m dBuV/m dBuV dB/m dB dB cm deg 1 5745.00 90.27 ------ ------ 76.68 36.24 10.05 32.70 295 0 AVERAGE

Mode	100	
	Band Edge	
	U-NII-3_5.725-5.85_802.11ax HE20_CH149_Partial RU 52/37_5745MHz	
ANT	CDD 14+15	
Pol.	Vertical	Fundamental
Peak	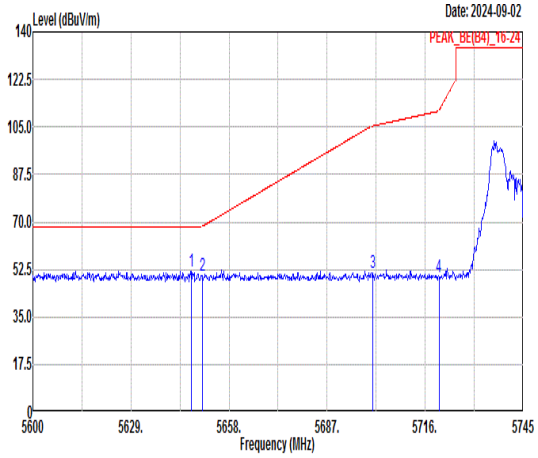 Freq Level Limit Line Margin (dB) Read Level Ant Factor Cable Loss Preamp Factor APos TPos Remark MHz dBuV/m dBuV/m dBuV dB/m dB dB cm deg 1 5646.84 51.83 68.30 -16.47 38.53 36.11 9.85 32.66 200 285 PEAK 2 5650.03 50.08 68.32 -18.24 36.77 36.11 9.86 32.66 200 285 PEAK 3 5700.49 51.37 105.34 -53.97 37.90 36.18 9.97 32.68 200 285 PEAK 4 5720.06 49.70 110.94 -61.24 36.17 36.21 10.01 32.69 200 285 PEAK	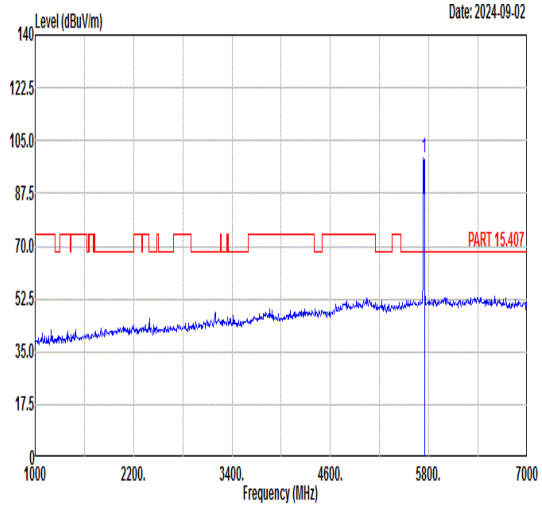 Freq Level Limit Line Margin (dB) Read Level Ant Factor Cable Loss Preamp Factor APos TPos Remark MHz dBuV/m dBuV/m dBuV dB/m dB dB cm deg 1 5745.00 99.57 ------ ------ 85.99 36.23 10.04 32.69 200 285 PEAK
Avg	Blank	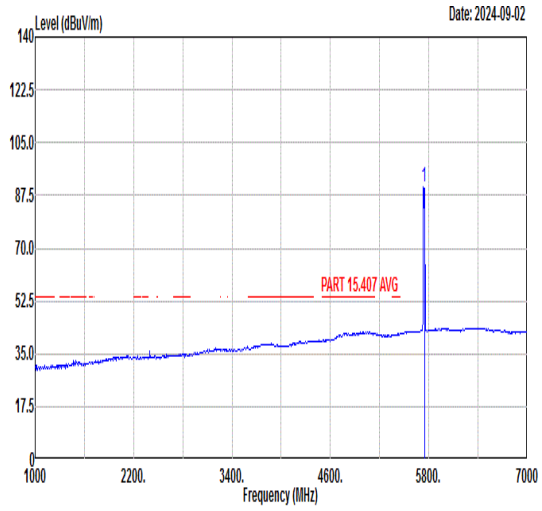 Freq Level Limit Line Margin (dB) Read Level Ant Factor Cable Loss Preamp Factor APos TPos Remark MHz dBuV/m dBuV/m dBuV dB/m dB dB cm deg 1 5745.00 90.53 ------ ------ 76.95 36.23 10.04 32.69 200 285 AVERAGE

Mode	101	
	Band Edge	
	U-NII-3_5.725-5.85_802.11ax HE20_CH165_Partial RU 52/40 _5825MHz	
ANT	CDD 14+15	
Pol.	Horizontal	Fundamental
Peak	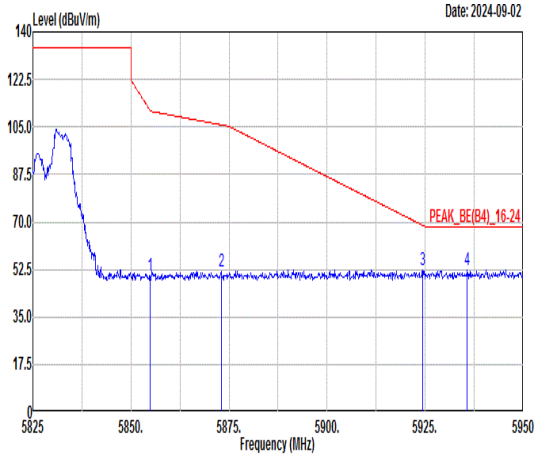 Freq Level Limit Line Margin (dB) Read Level Ant Factor Cable Loss Preamp Factor APos TPos Remark MHz dBuV/m dBuV/m dBuV dB/m dB dB cm deg 1 5854.88 49.98 111.08 -61.10 36.03 36.40 10.29 32.74 300 10 PEAK 2 5873.00 51.70 105.76 -54.06 37.70 36.42 10.33 32.75 300 10 PEAK 3 5924.38 52.20 68.76 -16.56 38.04 36.49 10.44 32.77 300 10 PEAK 4 5935.75 52.37 68.30 -15.93 38.17 36.51 10.46 32.77 300 10 PEAK	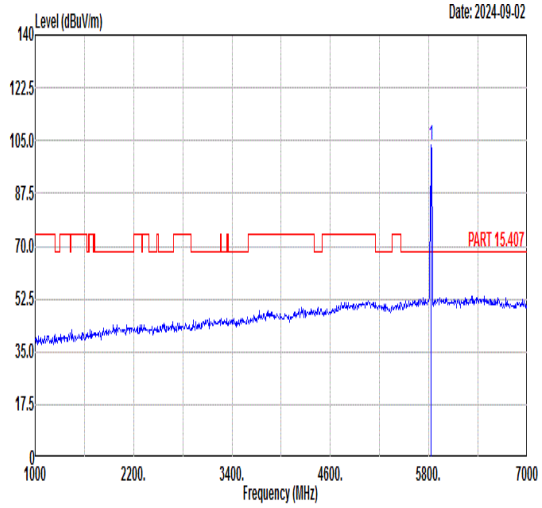 Freq Level Limit Line Margin (dB) Read Level Ant Factor Cable Loss Preamp Factor APos TPos Remark MHz dBuV/m dBuV/m dBuV dB/m dB dB cm deg 1 5825.00 103.75 ------ ------ 89.88 36.36 10.24 32.73 300 10 PEAK
Avg	Blank	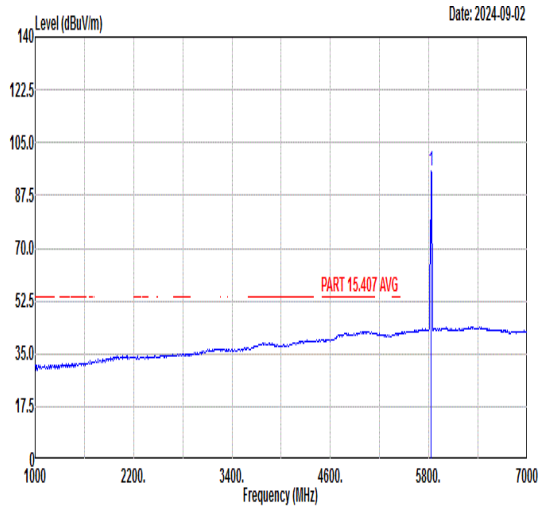 Freq Level Limit Line Margin (dB) Read Level Ant Factor Cable Loss Preamp Factor APos TPos Remark MHz dBuV/m dBuV/m dBuV dB/m dB dB cm deg 1 5825.00 95.50 ------ ------ 81.63 36.36 10.24 32.73 300 10 AVERAGE

Mode	101	
	Band Edge	
	U-NII-3_5.725-5.85_802.11ax HE20_CH165_Partial RU 52/40 _5825MHz	
ANT	CDD 14+15	
Pol.	Vertical	Fundamental
Peak	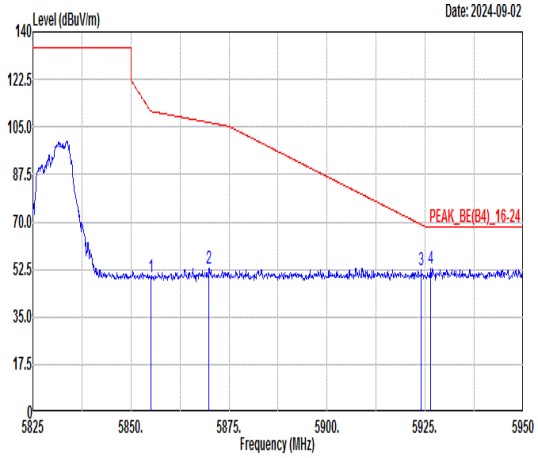 Freq Level Limit Line Margin (dB) Read Level Ant Factor Cable Loss Preamp Factor APos TPos Remark MHz dBuV/m dBuV/m dBuV dB/m dB dB cm deg 1 5855.00 49.76 110.80 -61.04 35.81 36.40 10.29 32.74 300 263 PEAK 2 5869.88 52.82 106.63 -53.81 38.83 36.42 10.32 32.75 300 263 PEAK 3 5924.00 52.52 69.03 -16.51 38.36 36.49 10.44 32.77 300 263 PEAK 4 5926.38 53.09 68.30 -15.21 38.92 36.50 10.44 32.77 300 263 PEAK	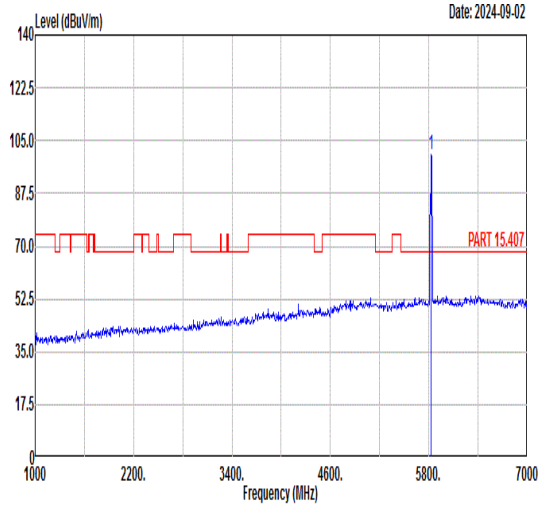 Freq Level Limit Line Margin (dB) Read Level Ant Factor Cable Loss Preamp Factor APos TPos Remark MHz dBuV/m dBuV/m dBuV dB/m dB dB cm deg 1 5825.00 100.27 ------ ------ 86.40 36.36 10.24 32.73 300 263 PEAK
Avg	Blank	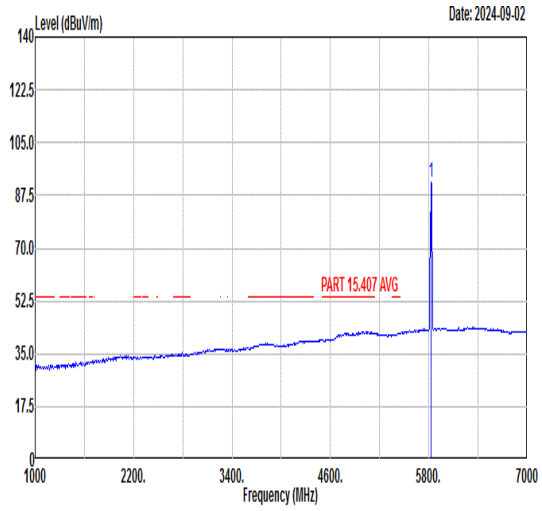 Freq Level Limit Line Margin (dB) Read Level Ant Factor Cable Loss Preamp Factor APos TPos Remark MHz dBuV/m dBuV/m dBuV dB/m dB dB cm deg 1 5825.00 91.87 ------ ------ 78.00 36.36 10.24 32.73 300 263 AVERAGE

Mode	102	
	Band Edge	
	U-NII-3_5.725-5.85_802.11be EHT20_CH149_Full RU_5745MHz	
ANT	CDD 14+15	
Pol.	Horizontal	Fundamental
Peak	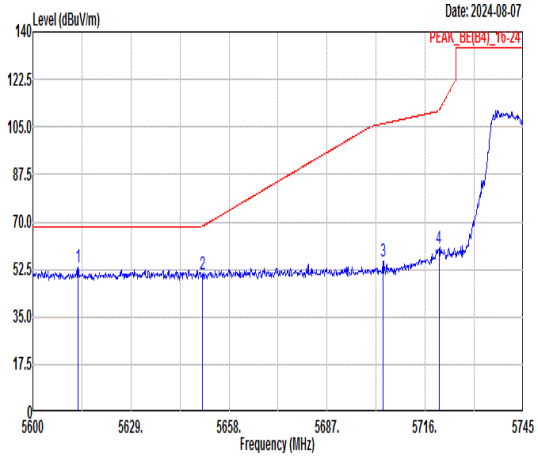 Freq Level Limit Line Margin (dB) Read Level Ant Factor Cable Loss Preamp Factor APos TPos Remark MHz dBuV/m dBuV/m dBuV dB/m dB dB cm deg 1 5613.34 53.18 68.30 -15.12 39.99 36.06 9.78 32.65 117 19 PEAK 2 5650.03 50.79 68.32 -17.53 37.48 36.11 9.86 32.66 117 19 PEAK 3 5703.53 55.50 106.19 -50.69 42.03 36.18 9.97 32.68 117 19 PEAK 4 5720.06 60.48 110.94 -50.46 46.95 36.21 10.01 32.69 117 19 PEAK	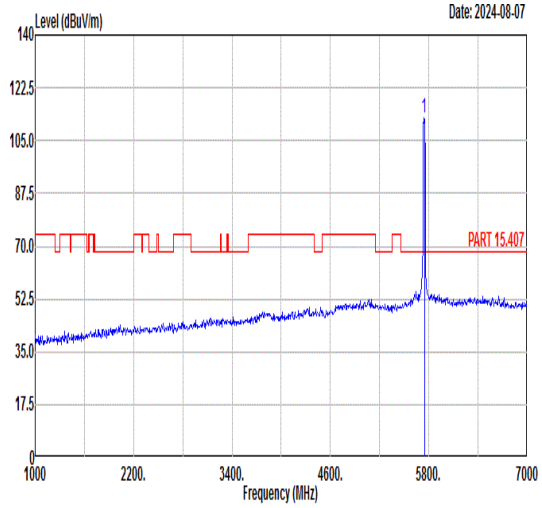 Freq Level Limit Line Margin (dB) Read Level Ant Factor Cable Loss Preamp Factor APos TPos Remark MHz dBuV/m dBuV/m dBuV dB/m dB dB cm deg 1 5745.00 112.29 ------ ------ 98.70 36.24 10.05 32.70 117 19 PEAK
Avg	Blank	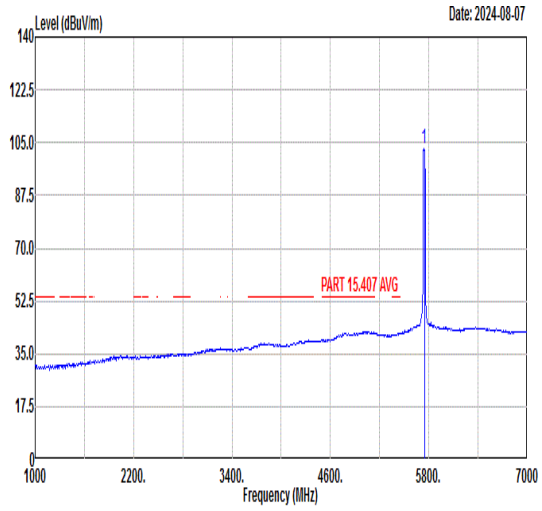 Freq Level Limit Line Margin (dB) Read Level Ant Factor Cable Loss Preamp Factor APos TPos Remark MHz dBuV/m dBuV/m dBuV dB/m dB dB cm deg 1 5745.00 103.11 ------ ------ 89.52 36.24 10.05 32.70 117 19 AVERAGE

Mode	102	
	Band Edge	
	U-NII-3_5.725-5.85_802.11be EHT20_CH149_Full RU_5745MHz	
ANT	CDD 14+15	
Pol.	Vertical	Fundamental
Peak	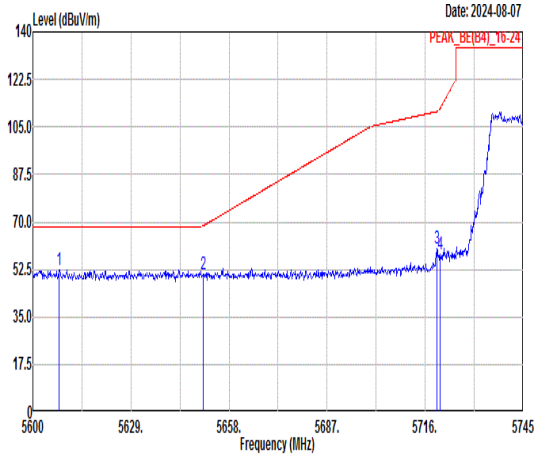 Freq Level Limit Line Margin (dB) Read Level Ant Factor Cable Loss Preamp Factor APos TPos Remark MHz dBuV/m dBuV/m dBuV dB/m dB dB cm deg 1 5607.83 52.54 68.30 -15.76 39.36 36.05 9.77 32.64 229 273 PEAK 2 5650.46 50.84 68.64 -17.80 37.53 36.11 9.86 32.66 229 273 PEAK 3 5719.48 60.24 110.65 -50.41 46.71 36.21 10.01 32.69 229 273 PEAK 4 5720.35 57.95 111.60 -53.65 44.42 36.21 10.01 32.69 229 273 PEAK	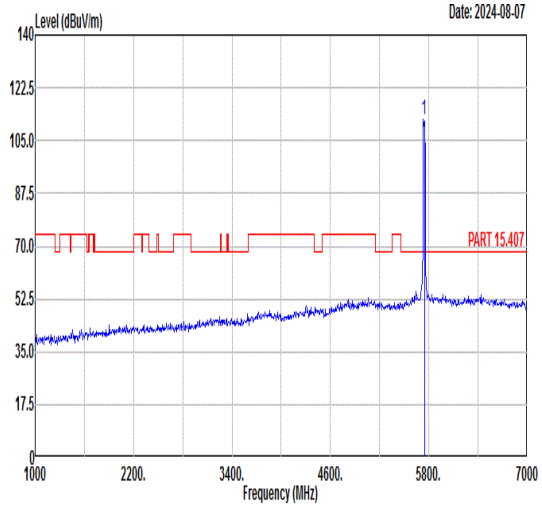 Freq Level Limit Line Margin (dB) Read Level Ant Factor Cable Loss Preamp Factor APos TPos Remark MHz dBuV/m dBuV/m dBuV dB/m dB dB cm deg 1 5745.00 112.08 ------ ------ 98.50 36.23 10.04 32.69 229 273 PEAK
Avg	Blank	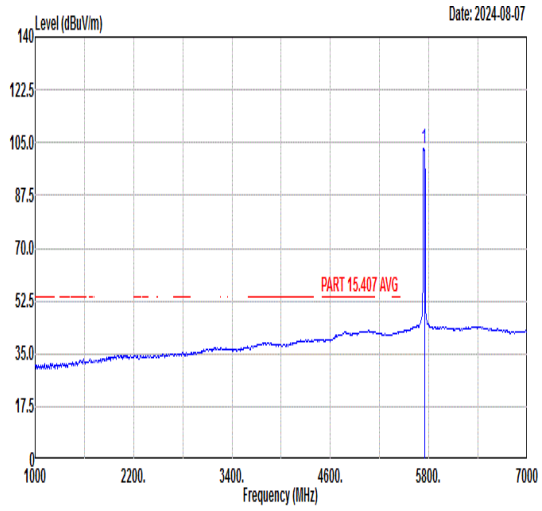 Freq Level Limit Line Margin (dB) Read Level Ant Factor Cable Loss Preamp Factor APos TPos Remark MHz dBuV/m dBuV/m dBuV dB/m dB dB cm deg 1 5745.00 102.96 ------ ------ 89.38 36.23 10.04 32.69 229 273 AVERAGE

Mode	102	
	Harmonic	
	U-NII-3_5.725-5.85_802.11be EHT20_CH149_Full RU_5745MHz	
ANT	CDD 14+15	
Pol.	Horizontal	Vertical
Peak Avg	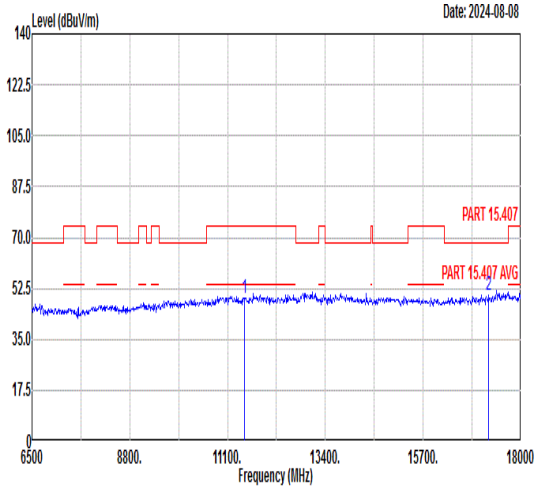 Freq Level Limit Line Margin Read Level Ant Factor Cable Loss Preamp Factor APos TPos Remark MHz dBuV/m dBuV/m dB dBuV dB/m dB dB cm deg 1 11490.00 48.95 74.00 -25.05 60.32 39.20 12.87 63.44 --- --- Peak 2 17235.00 50.01 68.30 -18.29 57.73 41.86 15.72 65.30 --- --- Peak	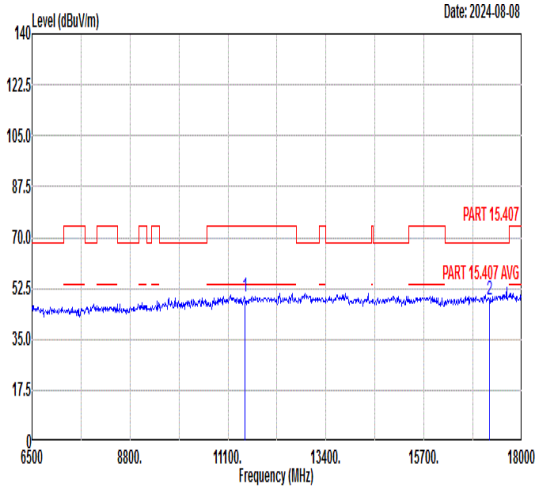 Freq Level Limit Line Margin Read Level Ant Factor Cable Loss Preamp Factor APos TPos Remark MHz dBuV/m dBuV/m dB dBuV dB/m dB dB cm deg 1 11490.00 49.83 74.00 -24.17 61.20 39.20 12.87 63.44 --- --- Peak 2 17235.00 48.41 68.30 -19.89 56.13 41.86 15.72 65.30 --- --- Peak

Mode	103	
	Harmonic	
	U-NII-3_5.725-5.85_802.11be EHT20_CH157_Full RU_5785MHz	
ANT	CDD 14+15	
Pol.	Horizontal	Vertical
Peak Avg	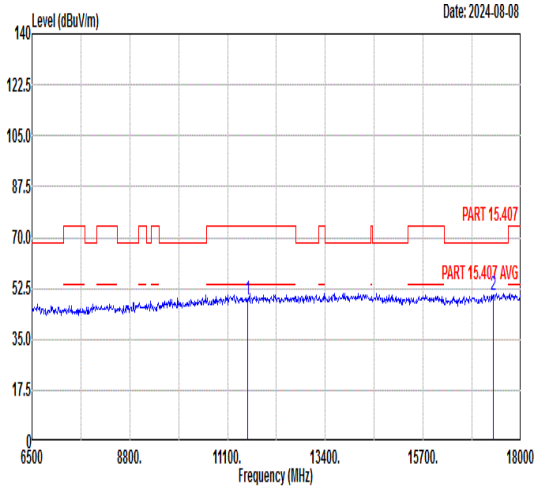 Freq Level Limit Line Margin Read Level Ant Factor Cable Loss Preamp Factor APos TPos Remark MHz dBuV/m dBuV/m dB dBuV dB/m dB dB cm deg 1 11570.00 48.53 74.00 -25.47 59.82 39.23 12.93 63.45 --- --- Peak 2 17355.00 50.20 68.30 -18.10 57.76 41.99 15.81 65.36 --- --- Peak	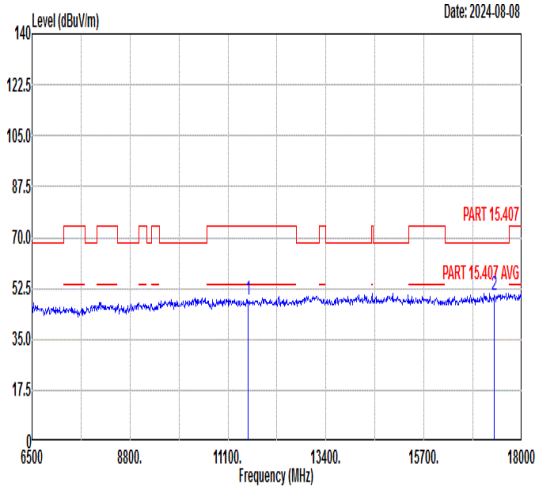 Freq Level Limit Line Margin Read Level Ant Factor Cable Loss Preamp Factor APos TPos Remark MHz dBuV/m dBuV/m dB dBuV dB/m dB dB cm deg 1 11570.00 48.35 74.00 -25.65 59.64 39.23 12.93 63.45 --- --- Peak 2 17355.00 50.00 68.30 -18.30 57.56 41.99 15.81 65.36 --- --- Peak

Mode	104	
	Band Edge	
	U-NII-3_5.725-5.85_802.11be EHT20_CH165_Full RU_5825MHz	
ANT	CDD 14+15	
Pol.	Horizontal	Fundamental
Peak	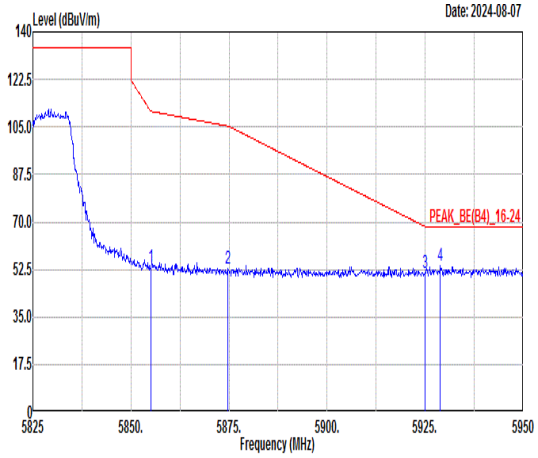 Freq Level Limit Line Margin (dB) Read Level Ant Factor Cable Loss Preamp Factor APos TPos Remark 1 5855.00 53.42 110.80 -57.38 39.47 36.40 10.29 32.74 100 320 PEAK 2 5874.63 52.71 105.30 -52.59 38.71 36.42 10.33 32.75 100 320 PEAK 3 5925.00 51.30 68.30 -17.00 37.14 36.49 10.44 32.77 100 320 PEAK 4 5928.88 54.05 68.30 -14.25 39.87 36.50 10.45 32.77 100 320 PEAK	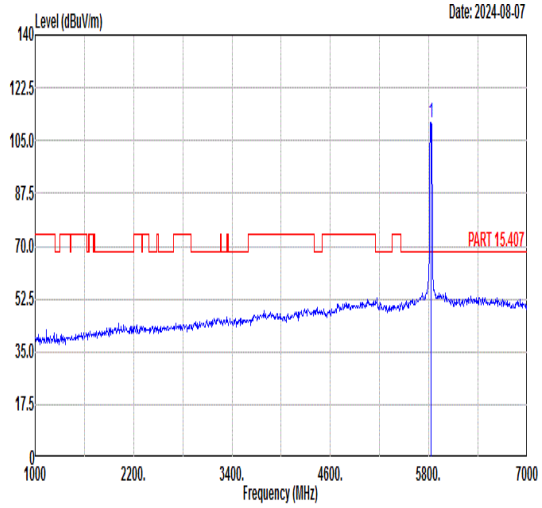 Freq Level Limit Line Margin (dB) Read Level Ant Factor Cable Loss Preamp Factor APos TPos Remark 1 5825.00 110.95 ------ ------ 97.12 36.35 10.21 32.73 100 320 PEAK
Avg	Blank	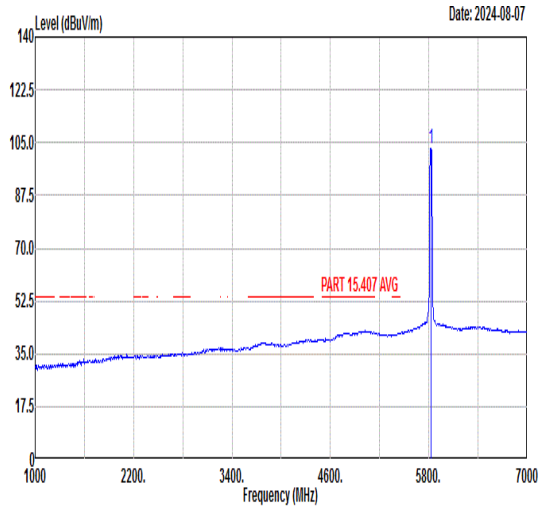 Freq Level Limit Line Margin (dB) Read Level Ant Factor Cable Loss Preamp Factor APos TPos Remark 1 5825.00 102.87 ------ ------ 89.00 36.36 10.24 32.73 100 320 AVERAGE

Mode	104	
	Band Edge	
	U-NII-3_5.725-5.85_802.11be EHT20_CH165_Full RU_5825MHz	
ANT	CDD 14+15	
Pol.	Vertical	Fundamental
Peak	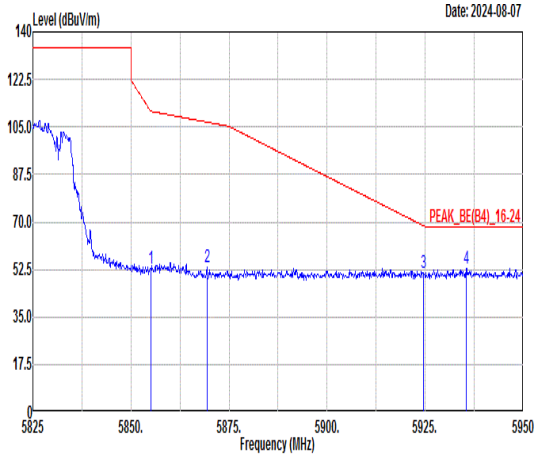 Freq Level Limit Line Margin (dB) Read Level Ant Factor Cable Loss Preamp Factor APos TPos Remark MHz dBuV/m dBuV/m dBuV dB/m dB dB cm deg 1 5855.00 52.66 110.80 -58.14 38.71 36.40 10.29 32.74 100 265 PEAK 2 5869.38 53.47 106.77 -53.30 39.48 36.42 10.32 32.75 100 265 PEAK 3 5924.50 51.22 68.67 -17.45 37.06 36.49 10.44 32.77 100 265 PEAK 4 5935.50 53.05 68.30 -15.25 38.85 36.51 10.46 32.77 100 265 PEAK	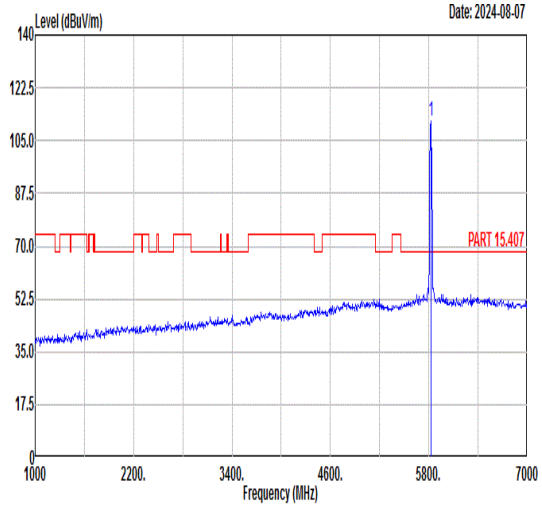 Freq Level Limit Line Margin (dB) Read Level Ant Factor Cable Loss Preamp Factor APos TPos Remark MHz dBuV/m dBuV/m dBuV dB/m dB dB cm deg 1 5825.00 111.56 ------ ------ 97.71 36.35 10.23 32.73 100 265 PEAK
Avg	Blank	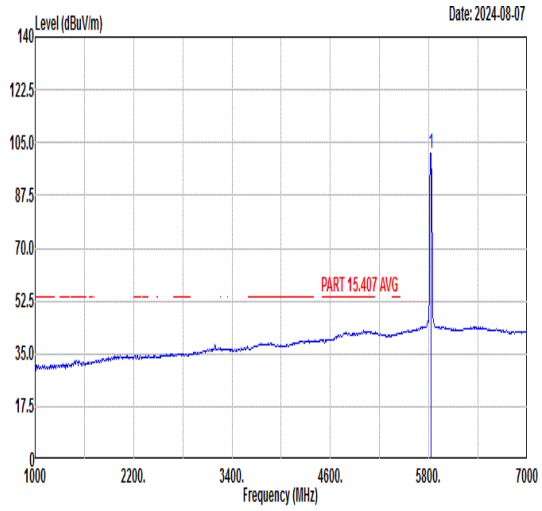 Freq Level Limit Line Margin (dB) Read Level Ant Factor Cable Loss Preamp Factor APos TPos Remark MHz dBuV/m dBuV/m dBuV dB/m dB dB cm deg 1 5825.00 101.56 ------ ------ 87.73 36.35 10.21 32.73 100 265 AVERAGE

Mode	104	
	Harmonic	
	U-NII-3_5.725-5.85_802.11be EHT20_CH165_Full RU_5825MHz	
ANT	CDD 14+15	
Pol.	Horizontal	Vertical
Peak Avg	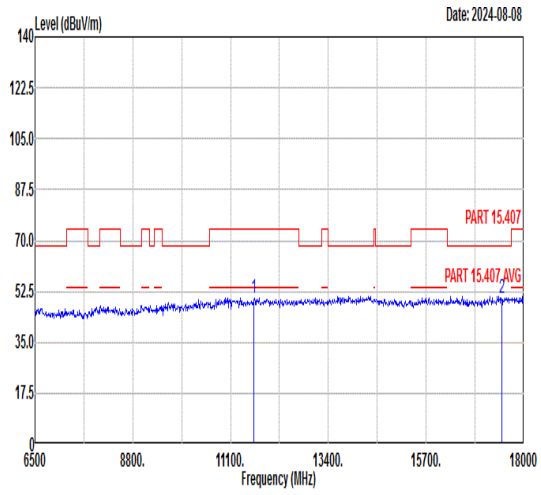 Freq Level Limit Line Margin Read Level Ant Factor Cable Loss Preamp Factor APos TPos Remark MHz dBuV/m dBuV/m dB dBuV dB/m dB dB cm deg 1 11650.00 49.97 74.00 -24.03 61.17 39.26 12.99 63.45 --- --- Peak 2 17475.00 50.17 68.30 -18.13 57.58 42.12 15.90 65.43 --- --- Peak	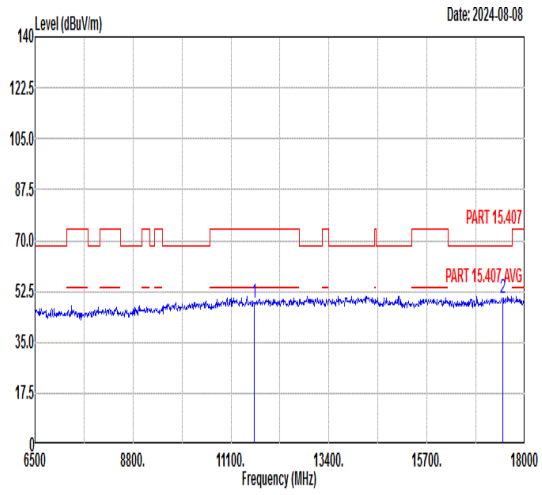 Freq Level Limit Line Margin Read Level Ant Factor Cable Loss Preamp Factor APos TPos Remark MHz dBuV/m dBuV/m dB dBuV dB/m dB dB cm deg 1 11650.00 48.82 74.00 -25.18 60.02 39.26 12.99 63.45 --- --- Peak 2 17475.00 50.15 68.30 -18.15 57.56 42.12 15.90 65.43 --- --- Peak

Mode	105	
	Band Edge - L	
	U-NII-3_5.725-5.85_802.11be EHT40_CH151_Full RU_5755MHz	
ANT	CDD 14+15	
Pol.	Horizontal	Fundamental
Peak	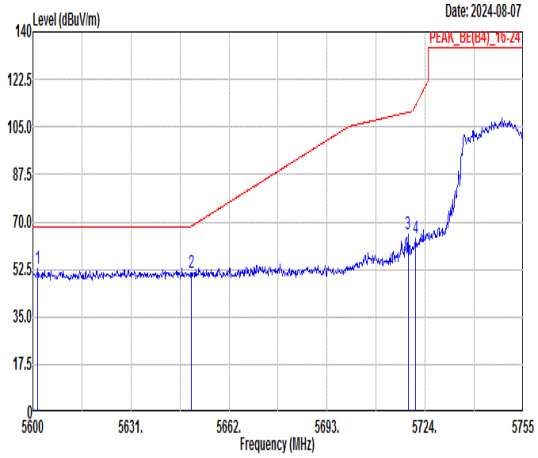 Freq Level Limit Line Margin (dB) Read Level Ant Factor Cable Loss Preamp Factor APos TPos Remark MHz dBuV/m dBuV/m dBuV dB/m dB dB cm deg 1 5601.55 52.81 68.30 -15.49 39.65 36.04 9.76 32.64 100 23 PEAK 2 5650.07 51.31 68.35 -17.04 38.00 36.11 9.86 32.66 100 23 PEAK 3 5718.58 65.47 110.40 -44.93 51.94 36.21 10.01 32.69 100 23 PEAK 4 5721.06 63.66 113.21 -49.55 50.13 36.21 10.01 32.69 100 23 PEAK	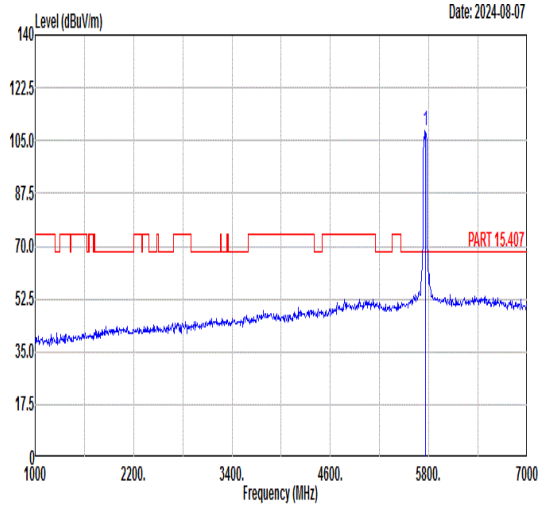 Freq Level Limit Line Margin (dB) Read Level Ant Factor Cable Loss Preamp Factor APos TPos Remark MHz dBuV/m dBuV/m dBuV dB/m dB dB cm deg 1 5755.00 108.15 ------ ------ 94.55 36.24 10.06 32.70 100 23 PEAK
Avg	Blank	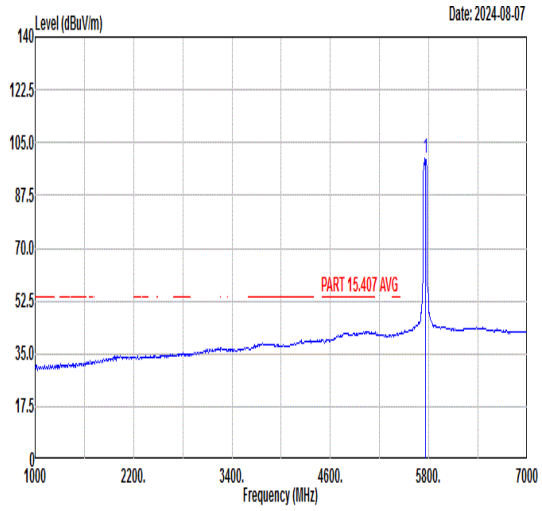 Freq Level Limit Line Margin (dB) Read Level Ant Factor Cable Loss Preamp Factor APos TPos Remark MHz dBuV/m dBuV/m dBuV dB/m dB dB cm deg 1 5755.00 99.67 ------ ------ 86.07 36.24 10.06 32.70 100 23 AVERAGE

Mode	105	
	Band Edge - R	
	U-NII-3_5.725-5.85_802.11be EHT40_CH151_Full RU_5755MHz	
ANT	CDD 14+15	
Pol.	Horizontal	Fundamental
Peak	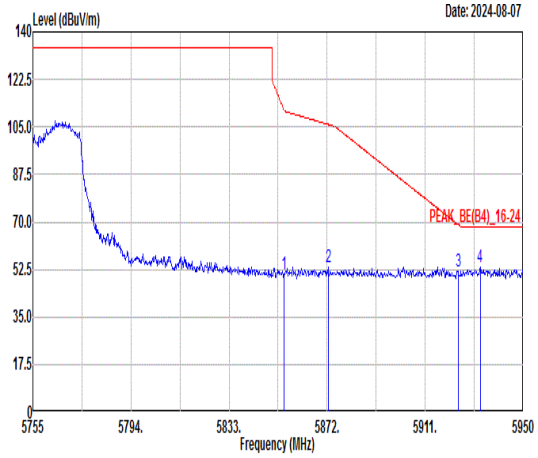 Freq Level Limit Line Margin (dB) Read Level Ant Factor Cable Loss Preamp Factor APos TPos Remark MHz dBuV/m dBuV/m dBuV dB/m dB dB cm deg 1 5854.84 50.72 111.17 -60.45 36.77 36.40 10.29 32.74 100 23 PEAK 2 5872.39 53.29 105.93 -52.64 39.29 36.42 10.33 32.75 100 23 PEAK 3 5924.07 51.66 68.99 -17.33 37.50 36.49 10.44 32.77 100 23 PEAK 4 5932.84 53.22 68.30 -15.08 39.02 36.51 10.46 32.77 100 23 PEAK	Blank

Mode	105	
	Band Edge - L	
	U-NII-3_5.725-5.85_802.11be EHT40_CH151_Full RU_5755MHz	
ANT	CDD 14+15	
Pol.	Vertical	Fundamental
Peak	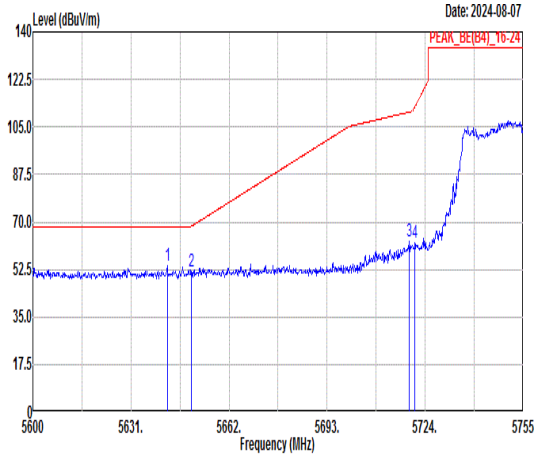 Freq Level Limit Line Margin (dB) Read Level Ant Factor Cable Loss Preamp Factor APos TPos Remark MHz dBuV/m dBuV/m dBuV dB/m dB dB cm deg 1 5642.47 53.68 68.30 -14.62 40.39 36.10 9.85 32.66 331 270 PEAK 2 5650.07 51.59 68.35 -16.76 38.28 36.11 9.86 32.66 331 270 PEAK 3 5719.04 62.87 110.53 -47.66 49.34 36.21 10.01 32.69 331 270 PEAK 4 5720.75 62.28 112.50 -50.22 48.75 36.21 10.01 32.69 331 270 PEAK	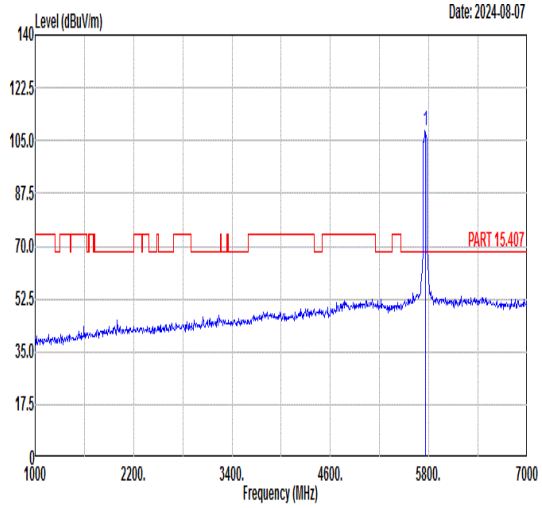 Freq Level Limit Line Margin (dB) Read Level Ant Factor Cable Loss Preamp Factor APos TPos Remark MHz dBuV/m dBuV/m dBuV dB/m dB dB cm deg 1 5755.00 108.32 ------ ------ 94.69 36.25 10.08 32.70 331 270 PEAK
Avg	Blank	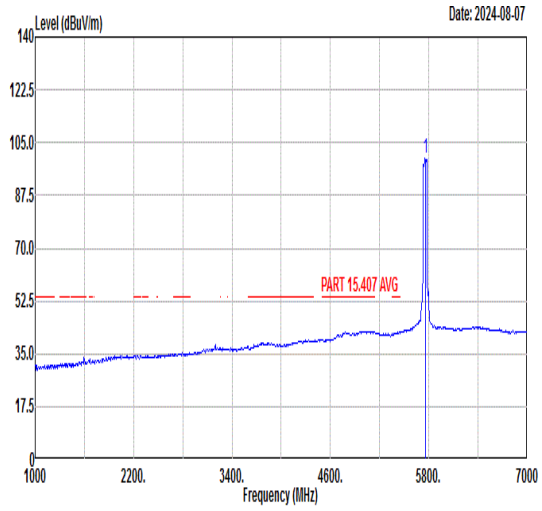 Freq Level Limit Line Margin (dB) Read Level Ant Factor Cable Loss Preamp Factor APos TPos Remark MHz dBuV/m dBuV/m dBuV dB/m dB dB cm deg 1 5755.00 99.66 ------ ------ 86.03 36.25 10.08 32.70 331 270 AVERAGE

Mode	105	
	Band Edge - R	
	U-NII-3_5.725-5.85_802.11be EHT40_CH151_Full RU_5755MHz	
ANT	CDD 14+15	
Pol.	Vertical	Fundamental
Peak	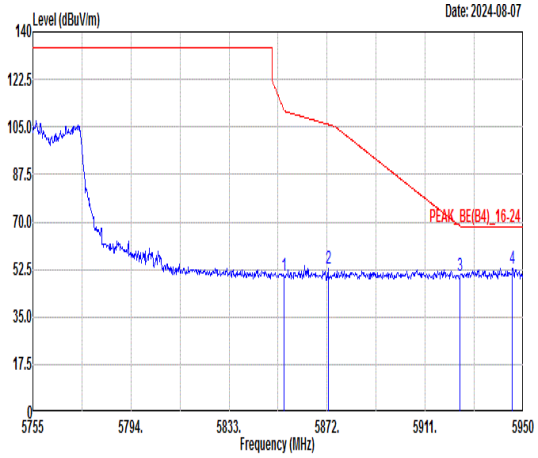 Freq Level Limit Line Margin (dB) Read Level Ant Factor Cable Loss Preamp Factor APos TPos Remark MHz dBuV/m dBuV/m dBuV dB/m dB dB cm deg 1 5854.84 50.00 111.17 -61.17 36.05 36.40 10.29 32.74 331 270 PEAK 2 5872.39 52.80 105.93 -53.13 38.80 36.42 10.33 32.75 331 270 PEAK 3 5924.85 50.14 68.41 -18.27 35.98 36.49 10.44 32.77 331 270 PEAK 4 5945.71 52.99 68.30 -15.31 38.77 36.52 10.48 32.78 331 270 PEAK	Blank

Mode	106	
	Band Edge - L	
	U-NII-3_5.725-5.85_802.11be EHT40_CH159_Full RU_5795MHz	
ANT	CDD 14+15	
Pol.	Horizontal	Fundamental
Peak	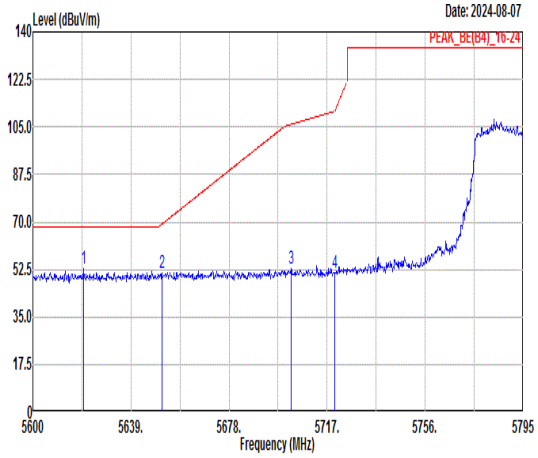 Freq Level Limit Line Margin (dB) Read Level Ant Factor Cable Loss Preamp Factor APos TPos Remark MHz dBuV/m dBuV/m dBuV dB/m dB dB cm deg 1 5620.28 52.69 68.30 -15.61 39.47 36.07 9.80 32.65 100 324 PEAK 2 5651.29 51.46 69.25 -17.79 38.15 36.11 9.86 32.66 100 324 PEAK 3 5702.77 52.98 105.98 -53.00 39.51 36.18 9.97 32.68 100 324 PEAK 4 5720.12 51.29 111.07 -59.78 37.76 36.21 10.01 32.69 100 324 PEAK	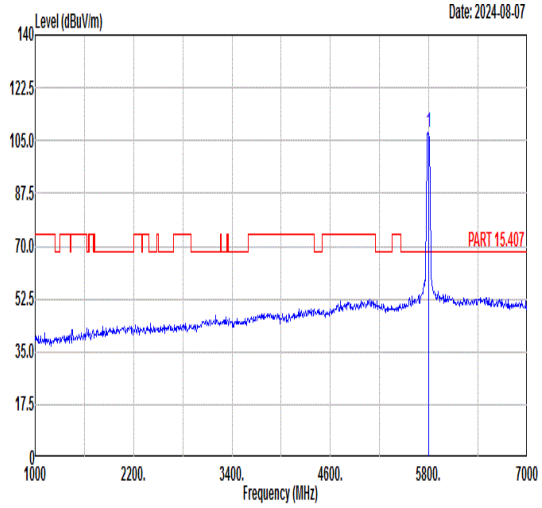 Freq Level Limit Line Margin (dB) Read Level Ant Factor Cable Loss Preamp Factor APos TPos Remark MHz dBuV/m dBuV/m dBuV dB/m dB dB cm deg 1 5795.00 107.88 ------ ------ 94.15 36.30 10.15 32.72 100 324 PEAK
Avg	Blank	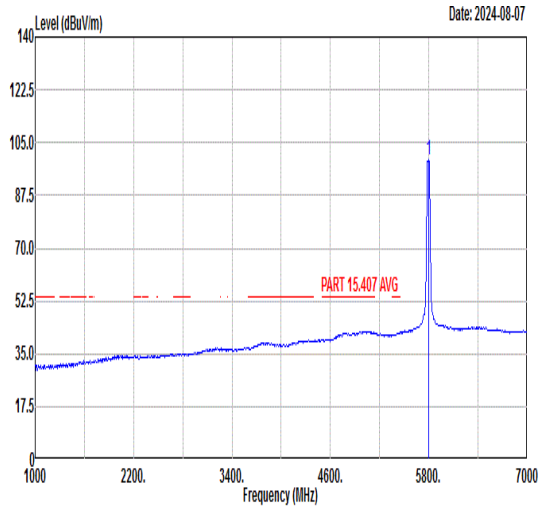 Freq Level Limit Line Margin (dB) Read Level Ant Factor Cable Loss Preamp Factor APos TPos Remark MHz dBuV/m dBuV/m dBuV dB/m dB dB cm deg 1 5795.00 99.24 ------ ------ 85.46 36.32 10.18 32.72 100 324 AVERAGE

Mode	106	
	Band Edge - R	
	U-NII-3_5.725-5.85_802.11be EHT40_CH159_Full RU_5795MHz	
ANT	CDD 14+15	
Pol.	Horizontal	Fundamental
Peak	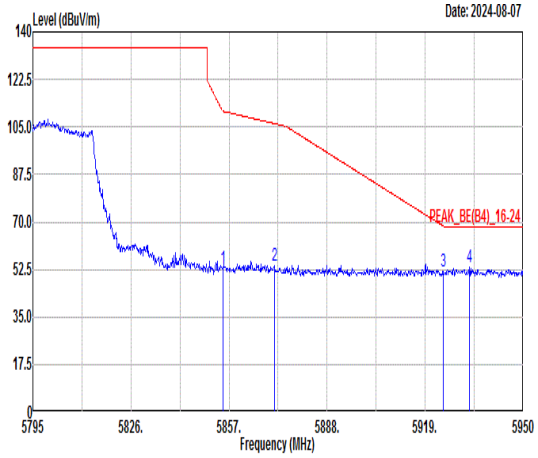 Freq Level Limit Line Margin (dB) Read Level Ant Factor Cable Loss Preamp Factor APos TPos Remark MHz dBuV/m dBuV/m dBuV dB/m dB dB cm deg 1 5854.99 52.72 110.83 -58.11 38.77 36.40 10.29 32.74 100 324 PEAK 2 5871.42 53.76 106.20 -52.44 39.76 36.42 10.33 32.75 100 324 PEAK 3 5924.74 51.87 68.49 -16.62 37.71 36.49 10.44 32.77 100 324 PEAK 4 5932.95 53.49 68.30 -14.81 39.29 36.51 10.46 32.77 100 324 PEAK	Blank

Mode	106	
	Band Edge - L	
	U-NII-3_5.725-5.85_802.11be EHT40_CH159_Full RU_5795MHz	
ANT	CDD 14+15	
Pol.	Vertical	Fundamental
Peak	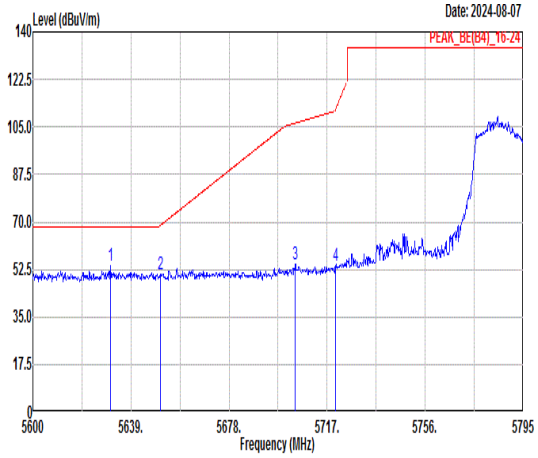 Freq Level Limit Line Margin (dB) Read Level Ant Factor Cable Loss Preamp Factor APos TPos Remark MHz dBuV/m dBuV/m dBuV dB/m dB dB cm deg 1 5630.81 54.01 68.30 -14.29 40.76 36.08 9.82 32.65 226 270 PEAK 2 5650.70 50.72 68.82 -18.10 37.41 36.11 9.86 32.66 226 270 PEAK 3 5704.33 54.41 106.41 -52.00 40.92 36.19 9.98 32.68 226 270 PEAK 4 5720.32 53.80 111.52 -57.72 40.27 36.21 10.01 32.69 226 270 PEAK	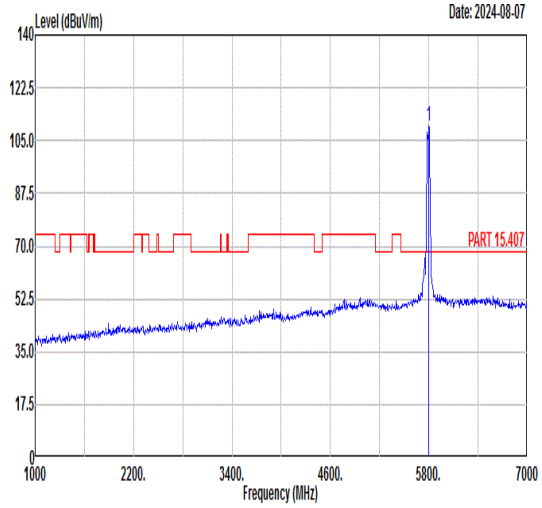 Freq Level Limit Line Margin (dB) Read Level Ant Factor Cable Loss Preamp Factor APos TPos Remark MHz dBuV/m dBuV/m dBuV dB/m dB dB cm deg 1 5795.00 109.98 ------ ------ 96.20 36.32 10.18 32.72 226 270 PEAK
Avg	Blank	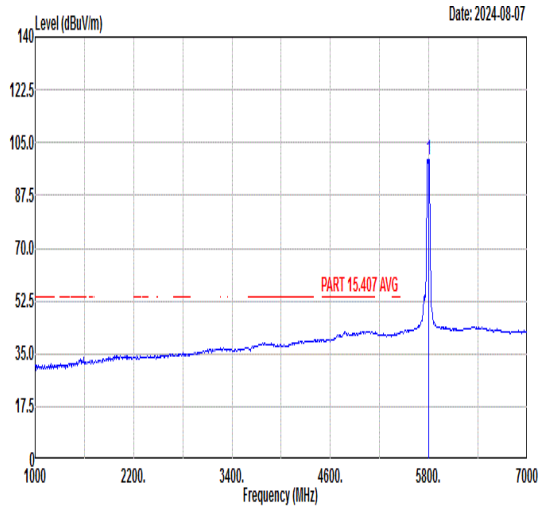 Freq Level Limit Line Margin (dB) Read Level Ant Factor Cable Loss Preamp Factor APos TPos Remark MHz dBuV/m dBuV/m dBuV dB/m dB dB cm deg 1 5795.00 99.56 ------ ------ 85.76 36.33 10.19 32.72 226 270 AVERAGE

Mode	106	
	Band Edge - R	
	U-NII-3_5.725-5.85_802.11be EHT40_CH159_Full RU_5795MHz	
ANT	CDD 14+15	
Pol.	Vertical	Fundamental
Peak	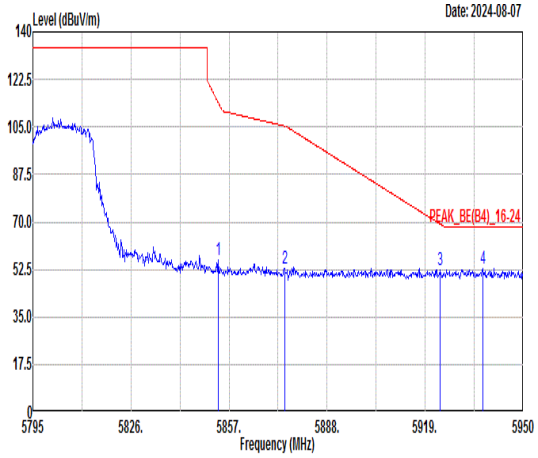 Freq Level Limit Line Margin (dB) Read Level Ant Factor Cable Loss Preamp Factor APos TPos Remark MHz dBuV/m dBuV/m dBuV dB/m dB dB cm deg 1 5853.59 55.95 114.01 -58.06 42.00 36.40 10.29 32.74 226 270 PEAK 2 5874.52 52.68 105.34 -52.66 38.68 36.42 10.33 32.75 226 270 PEAK 3 5923.81 52.11 69.18 -17.07 37.95 36.49 10.44 32.77 226 270 PEAK 4 5937.29 52.73 68.30 -15.57 38.53 36.51 10.46 32.77 226 270 PEAK	Blank

Mode	107	
	Band Edge - L	
	U-NII-3_5.725-5.85_802.11be EHT80_CH155_Full RU_5775MHz	
ANT	CDD 14+15	
Pol.	Horizontal	Fundamental
Peak	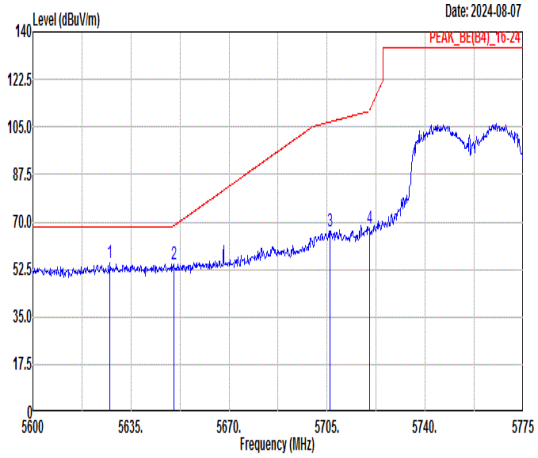 Freq Level Limit Line Margin (dB) Read Level Ant Factor Cable Loss Preamp Factor APos TPos Remark MHz dBuV/m dBuV/m dBuV dB/m dB dB cm deg 1 5627.48 54.98 68.30 -13.32 41.74 36.08 9.81 32.65 100 7 PEAK 2 5650.23 54.23 68.47 -14.24 40.92 36.11 9.86 32.66 100 7 PEAK 3 5706.05 66.70 106.90 -40.20 53.21 36.19 9.98 32.68 100 7 PEAK 4 5720.05 67.37 110.91 -43.54 53.84 36.21 10.01 32.69 100 7 PEAK	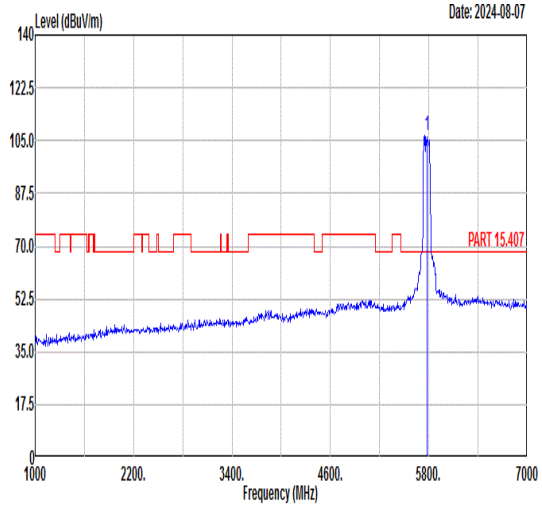 Freq Level Limit Line Margin (dB) Read Level Ant Factor Cable Loss Preamp Factor APos TPos Remark MHz dBuV/m dBuV/m dBuV dB/m dB dB cm deg 1 5775.00 106.91 ------ ------ 93.31 36.24 10.06 32.70 100 7 PEAK
Avg	Blank	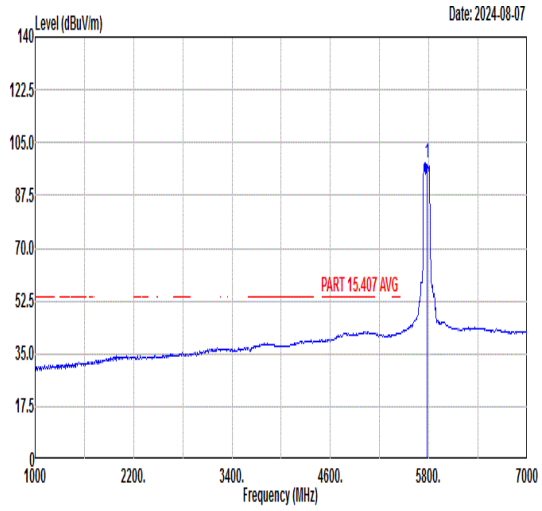 Freq Level Limit Line Margin (dB) Read Level Ant Factor Cable Loss Preamp Factor APos TPos Remark MHz dBuV/m dBuV/m dBuV dB/m dB dB cm deg 1 5775.00 98.10 ------ ------ 84.44 36.27 10.10 32.71 100 7 AVERAGE

Mode	107	
	Band Edge - R	
	U-NII-3_5.725-5.85_802.11be EHT80_CH155_Full RU_5775MHz	
ANT	CDD 14+15	
Pol.	Horizontal	Fundamental
Peak	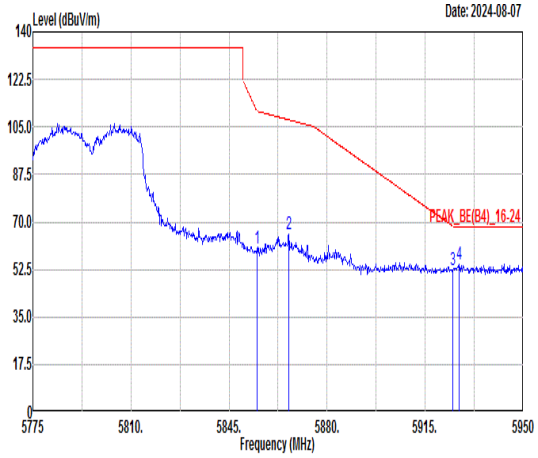 Freq Level Limit Line Margin (dB) Read Level Ant Factor Cable Loss Preamp Factor APos TPos Remark MHz dBuV/m dBuV/m dBuV dB/m dB dB cm deg 1 5854.98 60.10 110.86 -50.76 46.15 36.40 10.29 32.74 100 7 PEAK 2 5866.35 65.26 107.62 -42.36 51.28 36.41 10.32 32.75 100 7 PEAK 3 5924.98 52.52 68.32 -15.80 38.36 36.49 10.44 32.77 100 7 PEAK 4 5927.08 54.65 68.30 -13.65 40.48 36.50 10.44 32.77 100 7 PEAK	Blank

Mode	107	
	Band Edge - L	
	U-NII-3_5.725-5.85_802.11be EHT80_CH155_Full RU_5775MHz	
ANT	CDD 14+15	
Pol.	Vertical	Fundamental
Peak	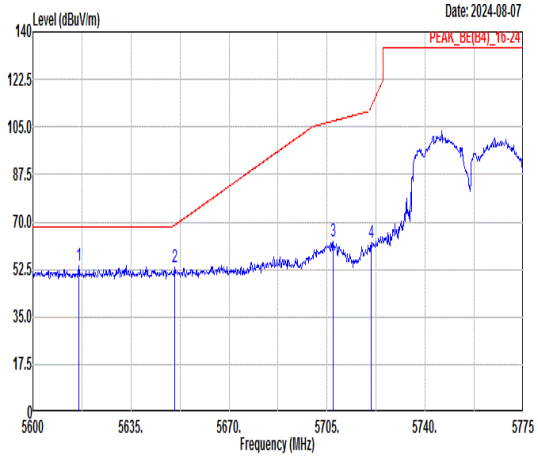 Freq Level Limit Line Margin (dB) Read Level Ant Factor Cable Loss Preamp Factor APos TPos Remark MHz dBuV/m dBuV/m dBuV dB/m dB dB cm deg 1 5616.45 54.00 68.30 -14.30 40.80 36.06 9.79 32.65 100 55 PEAK 2 5650.58 53.49 68.73 -15.24 40.18 36.11 9.86 32.66 100 55 PEAK 3 5707.10 62.77 107.19 -44.42 49.28 36.19 9.98 32.68 100 55 PEAK 4 5720.75 62.28 112.51 -50.23 48.75 36.21 10.01 32.69 100 55 PEAK	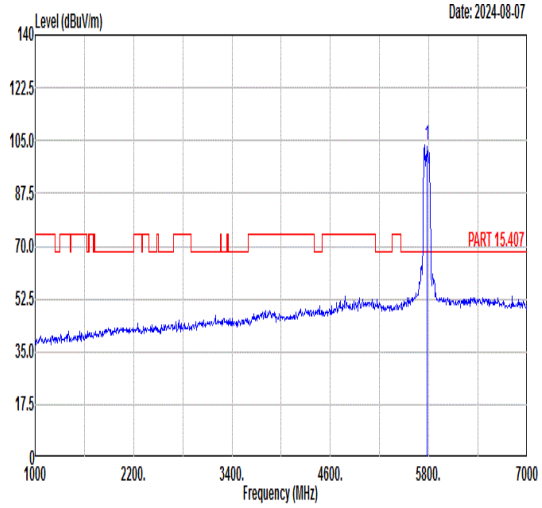 Freq Level Limit Line Margin (dB) Read Level Ant Factor Cable Loss Preamp Factor APos TPos Remark MHz dBuV/m dBuV/m dBuV dB/m dB dB cm deg 1 5775.00 103.80 ------ ------ 90.20 36.24 10.06 32.70 100 55 PEAK
Avg	Blank	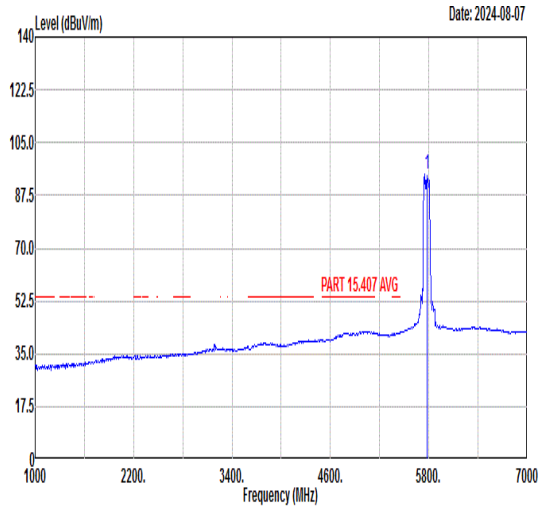 Freq Level Limit Line Margin (dB) Read Level Ant Factor Cable Loss Preamp Factor APos TPos Remark MHz dBuV/m dBuV/m dBuV dB/m dB dB cm deg 1 5775.00 94.34 ------ ------ 80.74 36.24 10.06 32.70 100 55 AVERAGE

Mode	107	
	Band Edge - R	
	U-NII-3_5.725-5.85_802.11be EHT80_CH155_Full RU_5775MHz	
ANT	CDD 14+15	
Pol.	Vertical	Fundamental
Peak	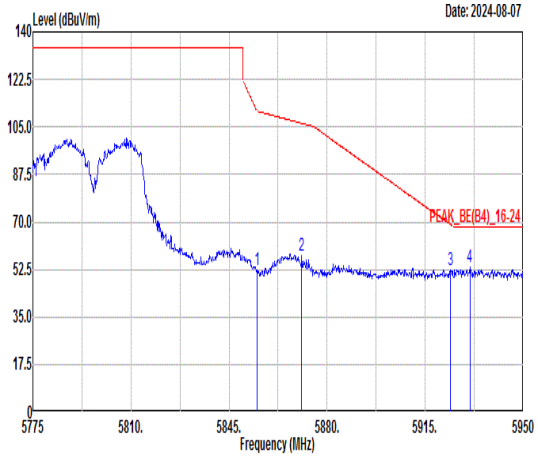 Freq Level Limit Line Margin (dB) Read Level Ant Factor Cable Loss Preamp Factor APos TPos Remark MHz dBuV/m dBuV/m dBuV dB/m dB dB cm deg 1 5854.98 52.44 110.86 -58.42 38.49 36.40 10.29 32.74 100 55 PEAK 2 5870.90 57.37 106.35 -48.98 43.37 36.42 10.33 32.75 100 55 PEAK 3 5924.10 52.35 68.96 -16.61 38.19 36.49 10.44 32.77 100 55 PEAK 4 5930.93 53.34 68.30 -14.96 39.16 36.50 10.45 32.77 100 55 PEAK	Blank

Mode	108	
	Band Edge	
	U-NII-3_5.725-5.85_802.11be EHT20_CH149_Single RU 52/37_5745MHz	
ANT	CDD 14+15	
Pol.	Horizontal	Fundamental
Peak	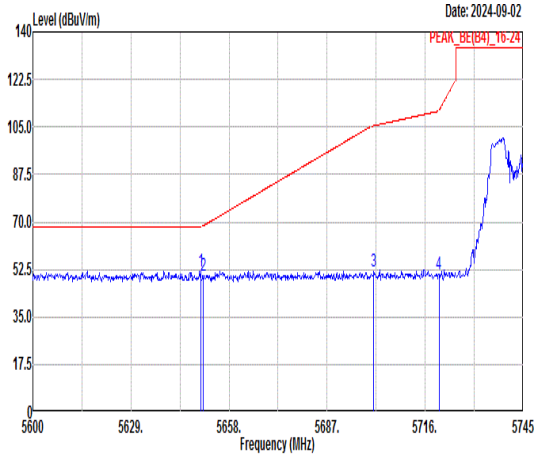 Freq Level Limit Line Margin (dB) Read Level Ant Factor Cable Loss Preamp Factor APos TPos Remark MHz dBuV/m dBuV/m dBuV dB/m dB dB cm deg 1 5649.59 51.81 68.30 -16.49 38.50 36.11 9.86 32.66 200 26 PEAK 2 5650.46 50.41 68.64 -18.23 37.10 36.11 9.86 32.66 200 26 PEAK 3 5700.78 51.78 105.42 -53.64 38.31 36.18 9.97 32.68 200 26 PEAK 4 5720.06 50.74 110.94 -60.20 37.21 36.21 10.01 32.69 200 26 PEAK	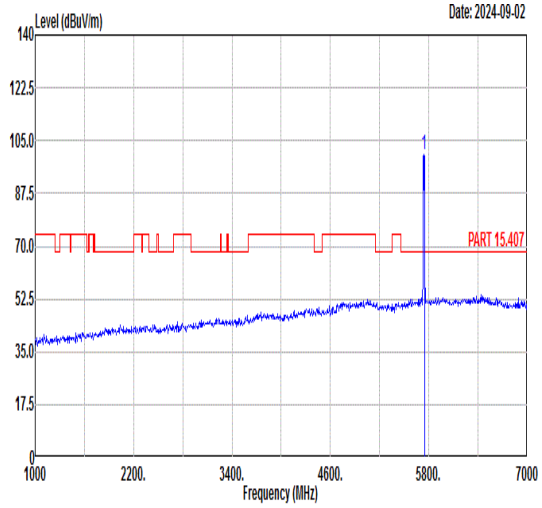 Freq Level Limit Line Margin (dB) Read Level Ant Factor Cable Loss Preamp Factor APos TPos Remark MHz dBuV/m dBuV/m dBuV dB/m dB dB cm deg 1 5745.00 100.36 ------ ------ 86.77 36.24 10.05 32.70 200 26 PEAK
Avg	Blank	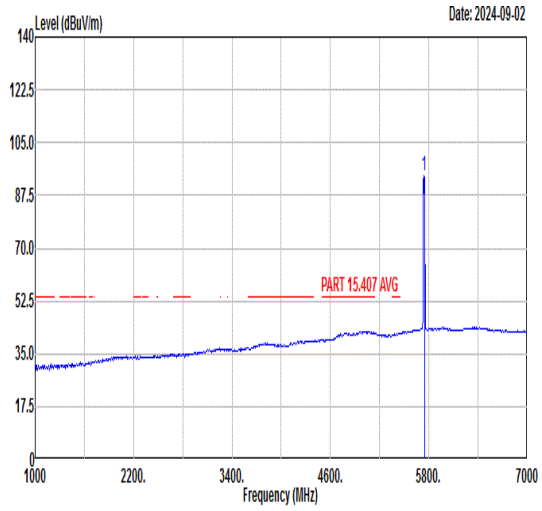 Freq Level Limit Line Margin (dB) Read Level Ant Factor Cable Loss Preamp Factor APos TPos Remark MHz dBuV/m dBuV/m dBuV dB/m dB dB cm deg 1 5745.00 94.06 ------ ------ 80.47 36.24 10.05 32.70 200 26 AVERAGE

Mode	108	
	Band Edge	
	U-NII-3_5.725-5.85_802.11be EHT20_CH149_Single RU 52/37_5745MHz	
ANT	CDD 14+15	
Pol.	Vertical	Fundamental
Peak	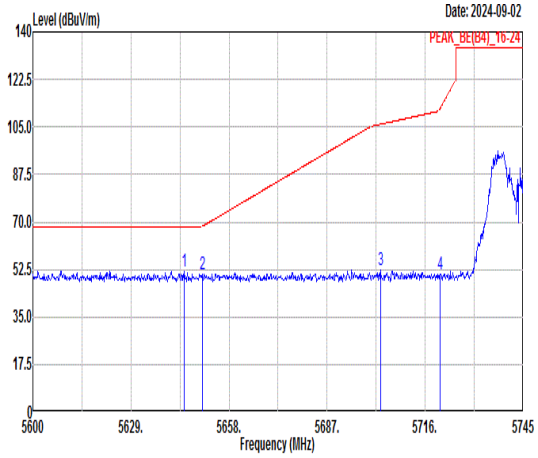 Freq Level Limit Line Margin (dB) Read Level Ant Factor Cable Loss Preamp Factor APos TPos Remark MHz dBuV/m dBuV/m dBuV dB/m dB dB cm deg 1 5644.81 51.78 68.30 -16.52 38.49 36.10 9.85 32.66 300 296 PEAK 2 5650.03 50.55 68.32 -17.77 37.24 36.11 9.86 32.66 300 296 PEAK 3 5702.81 52.44 105.99 -53.55 38.97 36.18 9.97 32.68 300 296 PEAK 4 5720.35 50.56 111.60 -61.04 37.03 36.21 10.01 32.69 300 296 PEAK	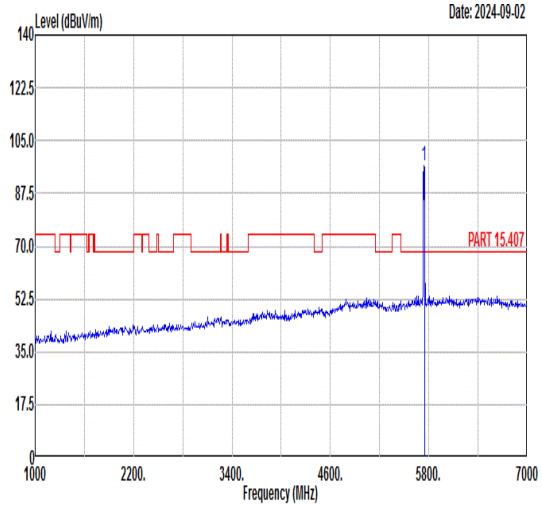 Freq Level Limit Line Margin (dB) Read Level Ant Factor Cable Loss Preamp Factor APos TPos Remark MHz dBuV/m dBuV/m dBuV dB/m dB dB cm deg 1 5745.00 96.88 ------ ------ 83.29 36.24 10.05 32.70 300 296 PEAK
Avg	Blank	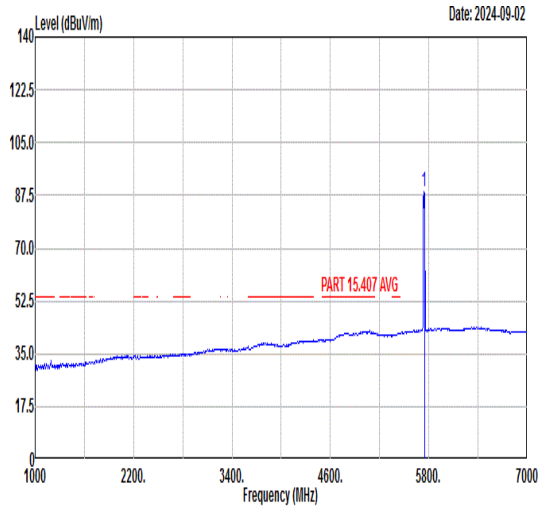 Freq Level Limit Line Margin (dB) Read Level Ant Factor Cable Loss Preamp Factor APos TPos Remark MHz dBuV/m dBuV/m dBuV dB/m dB dB cm deg 1 5745.00 88.94 ------ ------ 75.35 36.24 10.05 32.70 300 296 AVERAGE

Mode	109	
	Band Edge	
	U-NII-3_5.725-5.85_802.11be EHT20_CH165_Single RU 106/54_5825MHz	
ANT	CDD 14+15	
Pol.	Horizontal	Fundamental
Peak	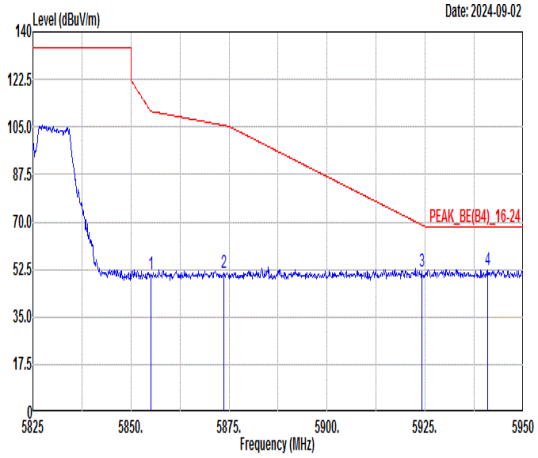 Freq Level Limit Line Margin (dB) Read Level Ant Factor Cable Loss Preamp Factor APos TPos Remark MHz dBuV/m dBuV/m dBuV dB/m dB dB cm deg 1 5855.00 50.59 110.80 -60.21 36.64 36.40 10.29 32.74 113 28 PEAK 2 5873.63 51.44 105.58 -54.14 37.44 36.42 10.33 32.75 113 28 PEAK 3 5924.13 51.70 68.94 -17.24 37.54 36.49 10.44 32.77 113 28 PEAK 4 5941.00 52.55 68.30 -15.75 38.34 36.52 10.47 32.78 113 28 PEAK	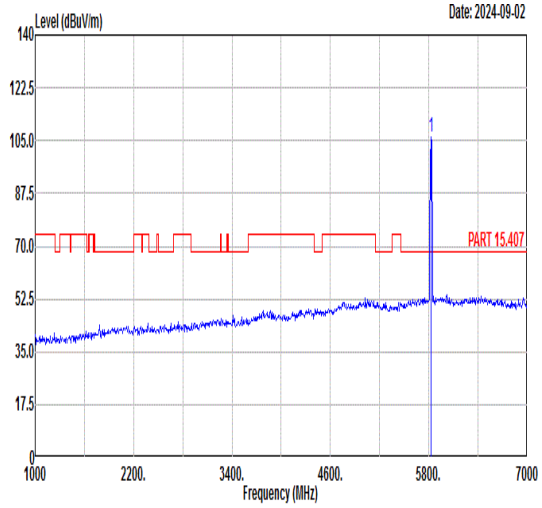 Freq Level Limit Line Margin (dB) Read Level Ant Factor Cable Loss Preamp Factor APos TPos Remark MHz dBuV/m dBuV/m dBuV dB/m dB dB cm deg 1 5825.00 106.22 ------ ------ 92.35 36.36 10.24 32.73 113 28 PEAK
Avg	Blank	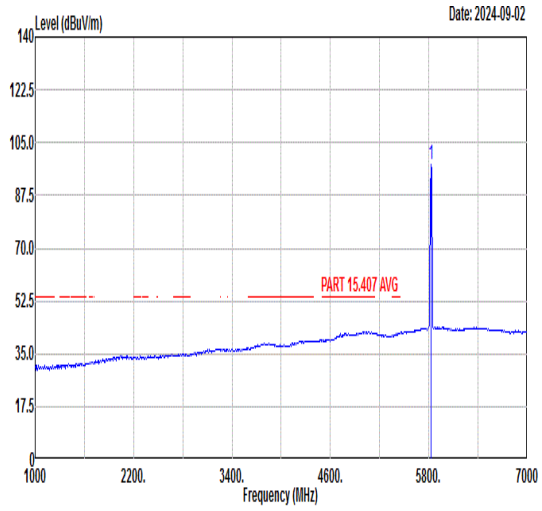 Freq Level Limit Line Margin (dB) Read Level Ant Factor Cable Loss Preamp Factor APos TPos Remark MHz dBuV/m dBuV/m dBuV dB/m dB dB cm deg 1 5825.00 97.48 ------ ------ 83.61 36.36 10.24 32.73 113 28 AVERAGE

Mode	109	
	Band Edge	
	U-NII-3_5.725-5.85_802.11be EHT20_CH165_Single RU 106/54_5825MHz	
ANT	CDD 14+15	
Pol.	Vertical	Fundamental
Peak	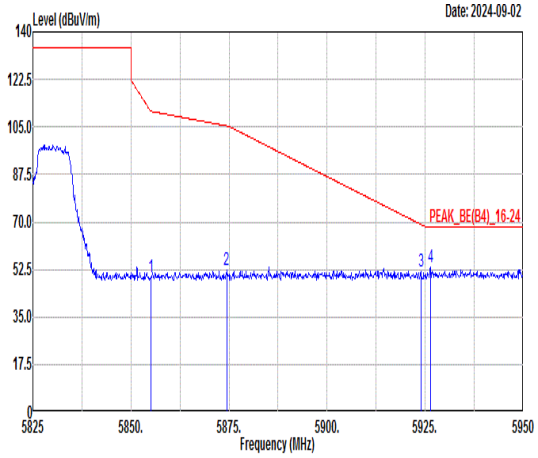 Freq Level Limit Line Margin (dB) Read Level Ant Factor Cable Loss Preamp Factor APos TPos Remark MHz dBuV/m dBuV/m dBuV dB/m dB dB cm deg 1 5855.00 49.69 110.80 -61.11 35.74 36.40 10.29 32.74 112 360 PEAK 2 5874.38 52.27 105.37 -53.10 38.27 36.42 10.33 32.75 112 360 PEAK 3 5923.88 52.01 69.13 -17.12 37.85 36.49 10.44 32.77 112 360 PEAK 4 5926.38 53.17 68.30 -15.13 39.00 36.50 10.44 32.77 112 360 PEAK	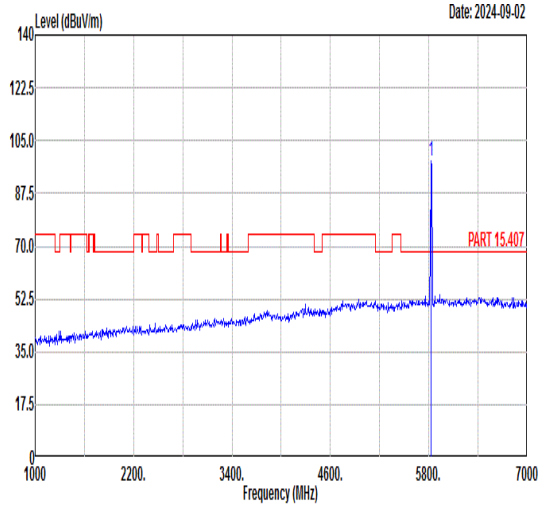 Freq Level Limit Line Margin (dB) Read Level Ant Factor Cable Loss Preamp Factor APos TPos Remark MHz dBuV/m dBuV/m dBuV dB/m dB dB cm deg 1 5825.00 98.25 ------ ------ 84.38 36.36 10.24 32.73 112 360 PEAK
Avg	Blank	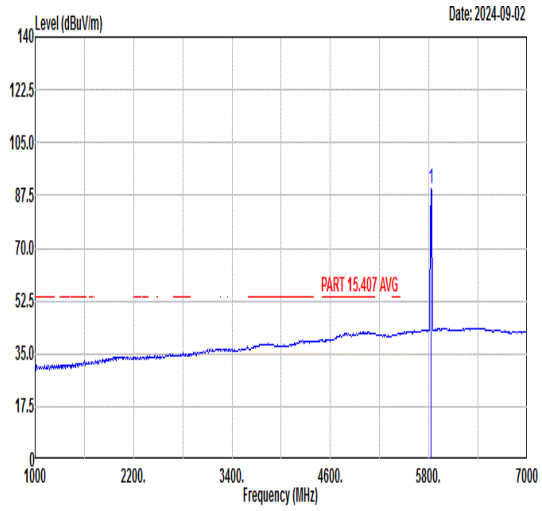 Freq Level Limit Line Margin (dB) Read Level Ant Factor Cable Loss Preamp Factor APos TPos Remark MHz dBuV/m dBuV/m dBuV dB/m dB dB cm deg 1 5825.00 89.84 ------ ------ 75.97 36.36 10.24 32.73 112 360 AVERAGE

Mode	110	
	Band Edge	
	U-NII-3_5.725-5.85_802.11be EHT20_CH149_Small RU 52+26_5745MHz	
ANT	CDD 14+15	
Pol.	Horizontal	Fundamental
Peak	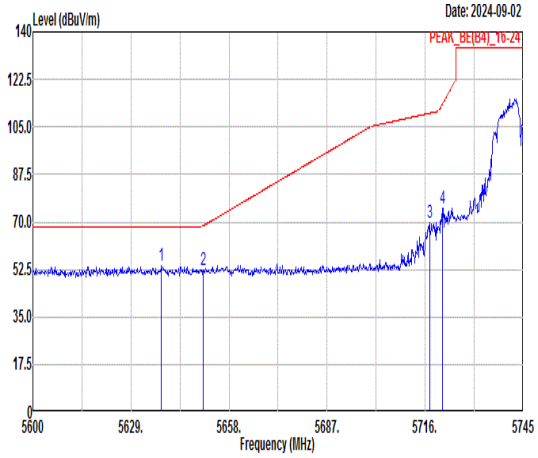 Freq Level Limit Line Margin (dB) Read Level Ant Factor Cable Loss Preamp Factor APos TPos Remark MHz dBuV/m dBuV/m dBuV dB/m dB dB cm deg 1 5637.99 53.89 68.30 -14.41 40.62 36.09 9.84 32.66 200 38 PEAK 2 5650.32 52.29 68.53 -16.24 38.98 36.11 9.86 32.66 200 38 PEAK 3 5717.31 69.60 110.05 -40.45 56.09 36.20 10.00 32.69 200 38 PEAK 4 5721.22 74.76 113.58 -38.82 61.23 36.21 10.01 32.69 200 38 PEAK	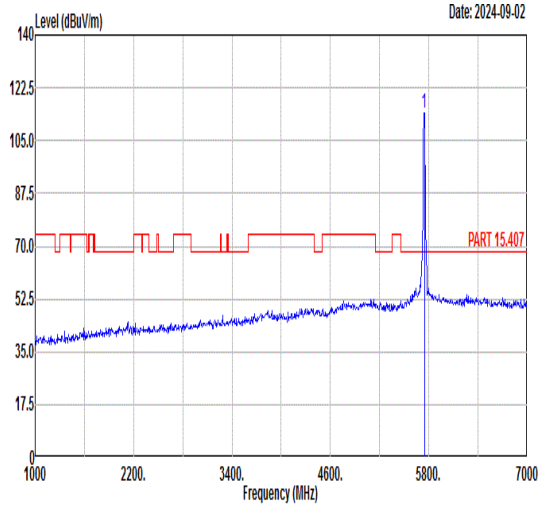 Freq Level Limit Line Margin (dB) Read Level Ant Factor Cable Loss Preamp Factor APos TPos Remark MHz dBuV/m dBuV/m dBuV dB/m dB dB cm deg 1 5745.00 113.93 ------ ------ 100.33 36.24 10.06 32.70 200 38 PEAK
Avg	Blank	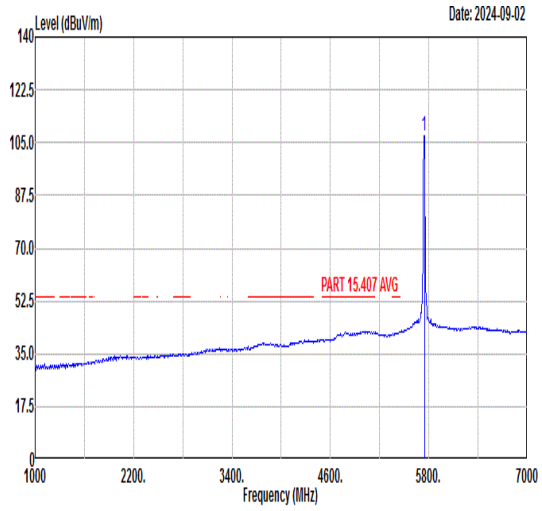 Freq Level Limit Line Margin (dB) Read Level Ant Factor Cable Loss Preamp Factor APos TPos Remark MHz dBuV/m dBuV/m dBuV dB/m dB dB cm deg 1 5745.00 107.34 ------ ------ 93.74 36.24 10.06 32.70 200 38 AVERAGE

Mode	110	
	Band Edge	
	U-NII-3_5.725-5.85_802.11be EHT20_CH149_Small RU 52+26_5745MHz	
ANT	CDD 14+15	
Pol.	Vertical	Fundamental
Peak	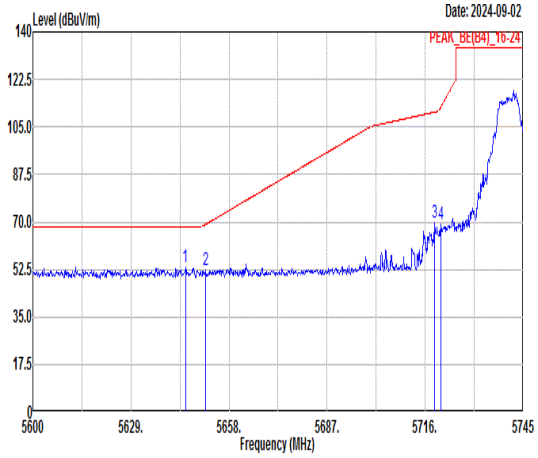 Freq Level Limit Line Margin (dB) Read Level Ant Factor Cable Loss Preamp Factor APos TPos Remark MHz dBuV/m dBuV/m dBuV dB/m dB dB cm deg 1 5645.10 53.33 68.30 -14.97 40.04 36.10 9.85 32.66 300 268 PEAK 2 5651.04 52.46 69.07 -16.61 39.15 36.11 9.86 32.66 300 268 PEAK 3 5718.76 69.52 110.45 -40.93 55.99 36.21 10.01 32.69 300 268 PEAK 4 5720.64 69.05 112.26 -43.21 55.52 36.21 10.01 32.69 300 268 PEAK	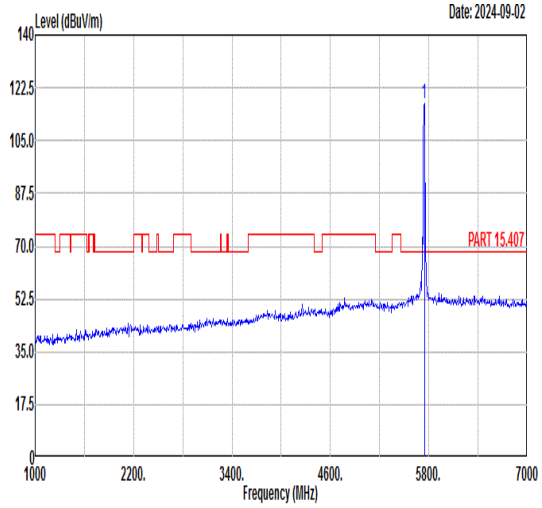 Freq Level Limit Line Margin (dB) Read Level Ant Factor Cable Loss Preamp Factor APos TPos Remark MHz dBuV/m dBuV/m dBuV dB/m dB dB cm deg 1 5745.00 117.42 ------ ------ 103.82 36.24 10.06 32.70 300 268 PEAK
Avg	Blank	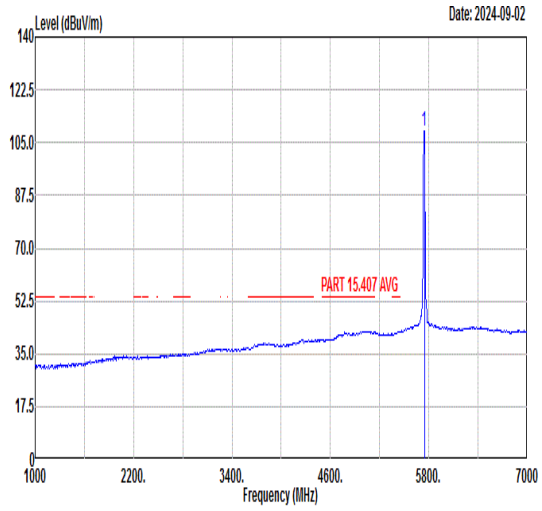 Freq Level Limit Line Margin (dB) Read Level Ant Factor Cable Loss Preamp Factor APos TPos Remark MHz dBuV/m dBuV/m dBuV dB/m dB dB cm deg 1 5745.00 108.93 ------ ------ 95.34 36.24 10.05 32.70 300 268 AVERAGE

Mode	111	
	Band Edge	
	U-NII-3_5.725-5.85_802.11be EHT20_CH165_Small RU 52+26_5825MHz	
ANT	CDD 14+15	
Pol.	Horizontal	Fundamental
Peak	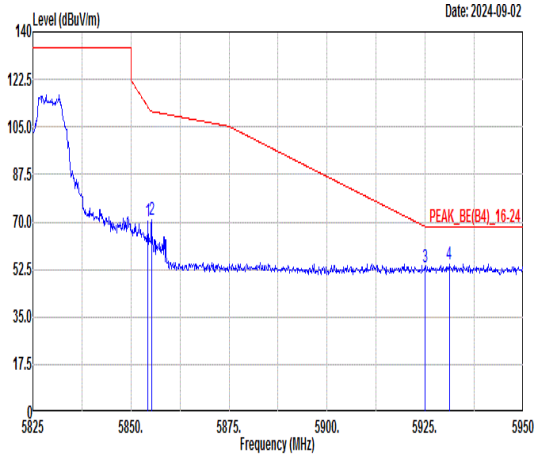 Freq Level Limit Line Margin (dB) Read Level Ant Factor Cable Loss Preamp Factor APos TPos Remark MHz dBuV/m dBuV/m dBuV dB/m dB dB cm deg 1 5854.38 70.37 112.22 -41.85 56.42 36.40 10.29 32.74 101 27 PEAK 2 5855.25 70.82 110.73 -39.91 56.87 36.40 10.29 32.74 101 27 PEAK 3 5925.00 53.54 68.30 -14.76 39.38 36.49 10.44 32.77 101 27 PEAK 4 5931.13 54.53 68.30 -13.77 40.35 36.50 10.45 32.77 101 27 PEAK	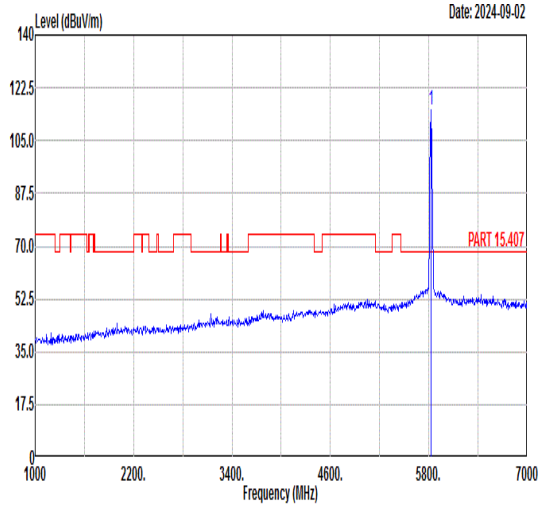 Freq Level Limit Line Margin (dB) Read Level Ant Factor Cable Loss Preamp Factor APos TPos Remark MHz dBuV/m dBuV/m dBuV dB/m dB dB cm deg 1 5825.00 115.30 ------ ------ 101.43 36.36 10.24 32.73 101 27 PEAK
Avg	Blank	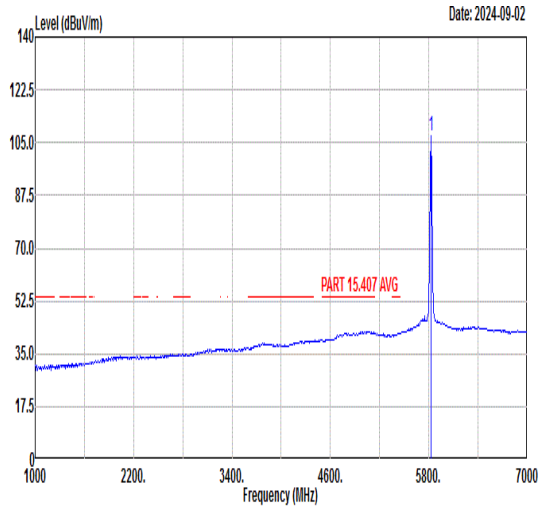 Freq Level Limit Line Margin (dB) Read Level Ant Factor Cable Loss Preamp Factor APos TPos Remark MHz dBuV/m dBuV/m dBuV dB/m dB dB cm deg 1 5825.00 106.98 ------ ------ 93.11 36.36 10.24 32.73 101 27 AVERAGE

Mode	111	
	Band Edge	
	U-NII-3_5.725-5.85_802.11be EHT20_CH165_Small RU 52+26_5825MHz	
ANT	CDD 14+15	
Pol.	Vertical	Fundamental
Peak	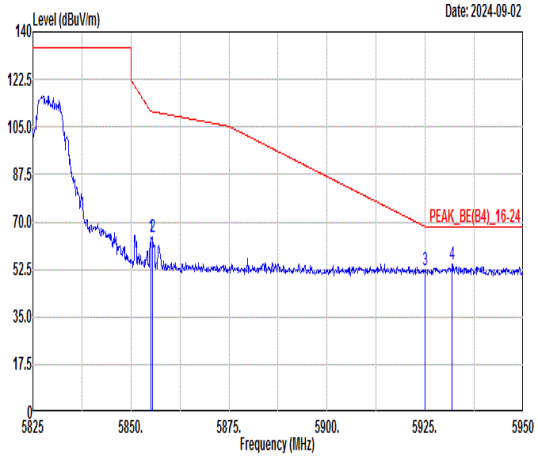 Freq Level Limit Line Margin (dB) Read Level Ant Factor Cable Loss Preamp Factor APos TPos Remark MHz dBuV/m dBuV/m dBuV dB/m dB dB cm deg 1 5855.00 64.23 110.80 -46.57 50.28 36.40 10.29 32.74 310 267 PEAK 2 5855.50 64.21 110.66 -46.45 50.26 36.40 10.29 32.74 310 267 PEAK 3 5925.00 52.42 68.30 -15.88 38.26 36.49 10.44 32.77 310 267 PEAK 4 5931.88 54.22 68.30 -14.08 40.04 36.50 10.45 32.77 310 267 PEAK	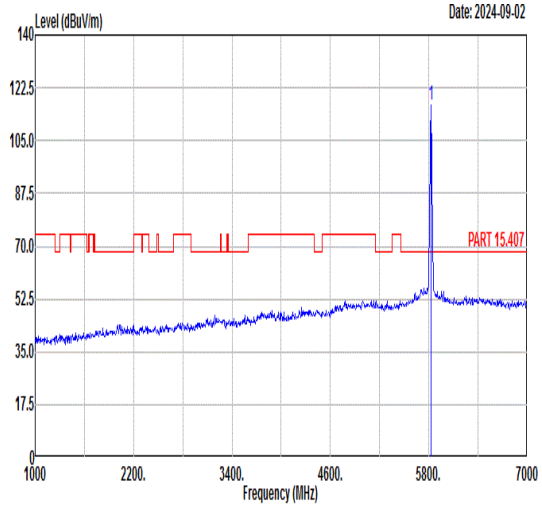 Freq Level Limit Line Margin (dB) Read Level Ant Factor Cable Loss Preamp Factor APos TPos Remark MHz dBuV/m dBuV/m dBuV dB/m dB dB cm deg 1 5825.00 116.50 ------ ------ 102.63 36.36 10.24 32.73 310 267 PEAK
Avg	Blank	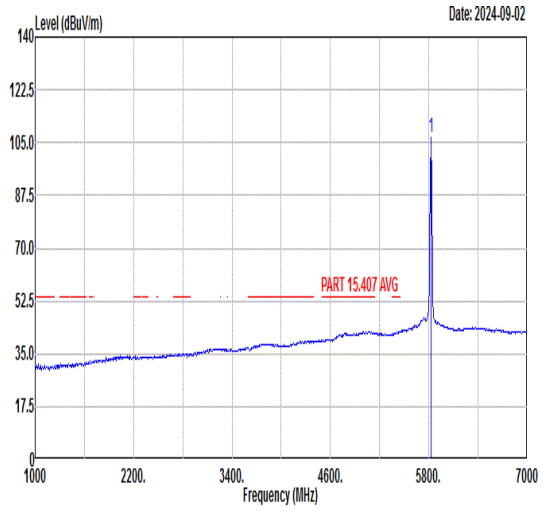 Freq Level Limit Line Margin (dB) Read Level Ant Factor Cable Loss Preamp Factor APos TPos Remark MHz dBuV/m dBuV/m dBuV dB/m dB dB cm deg 1 5825.00 106.94 ------ ------ 93.07 36.36 10.24 32.73 310 267 AVERAGE

Mode	112	
	Band Edge - L	
	U-NII-1_5.15-5.25_802.11ax HE80_CH42_Large RU 484+242 ❹_5210MHz	
ANT	CDD 14+15	
Pol.	Horizontal	Fundamental
Peak	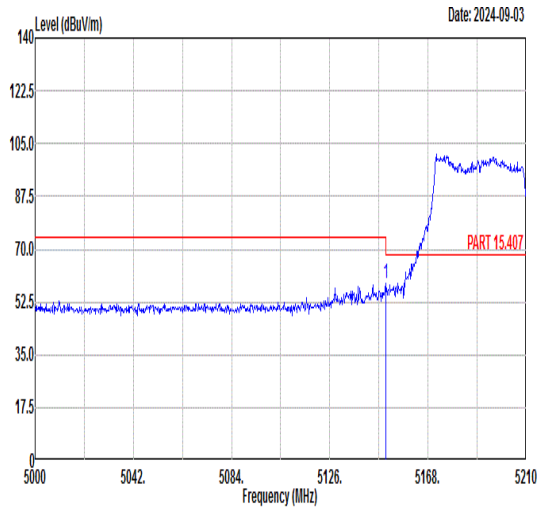 Freq Level Limit Line Margin Read Level Ant Factor Cable Loss Preamp Factor APos TPos Remark MHz dBuV/m dBuV/m dB dBuV dB/m dB dB cm deg 1 5149.94 58.47 74.00 -15.53 46.49 36.11 8.54 32.67 103 55 PEAK	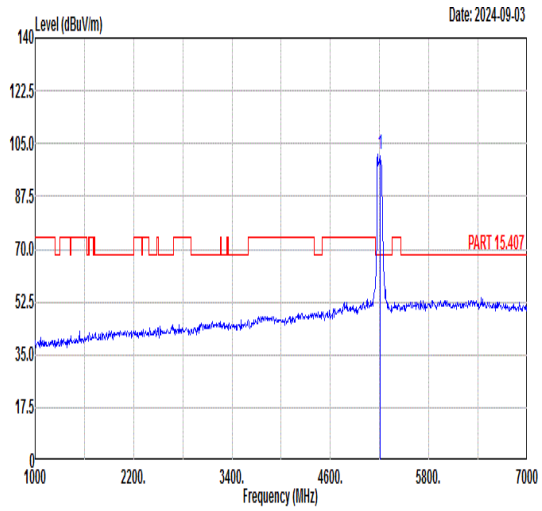 Freq Level Limit Line Margin Read Level Ant Factor Cable Loss Preamp Factor APos TPos Remark MHz dBuV/m dBuV/m dB dBuV dB/m dB dB cm deg 1 5210.00 101.24 ------ ------ 89.23 36.09 8.58 32.66 103 55 PEAK
Avg	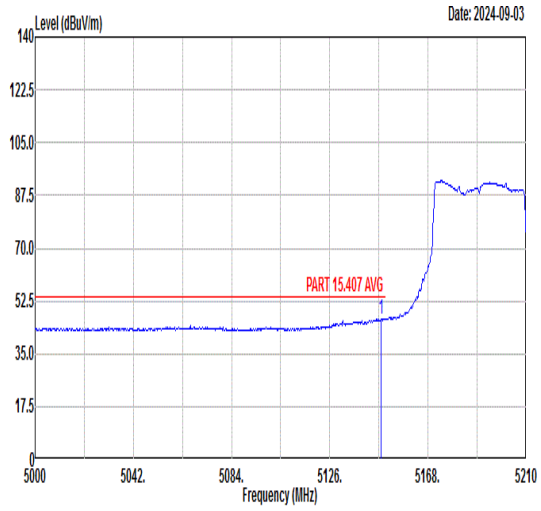 Freq Level Limit Line Margin Read Level Ant Factor Cable Loss Preamp Factor APos TPos Remark MHz dBuV/m dBuV/m dB dBuV dB/m dB dB cm deg 1 5148.05 46.68 54.00 -7.32 34.71 36.11 8.53 32.67 103 55 AVERAGE	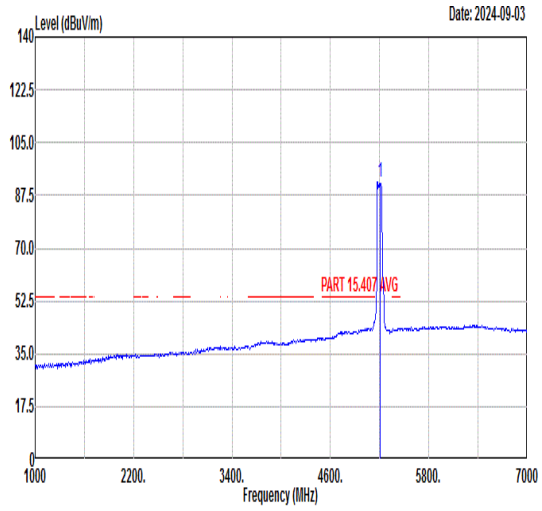 Freq Level Limit Line Margin Read Level Ant Factor Cable Loss Preamp Factor APos TPos Remark MHz dBuV/m dBuV/m dB dBuV dB/m dB dB cm deg 1 5210.00 92.06 ------ ------ 80.05 36.09 8.58 32.66 103 55 AVERAGE

Mode	112	
	Band Edge - R	
	U-NII-1_5.15-5.25_802.11be EHT80_CH42_Large RU 484+242 ❹_5210MHz	
ANT	CDD 14+15	
Pol.	Horizontal	Fundamental
Peak	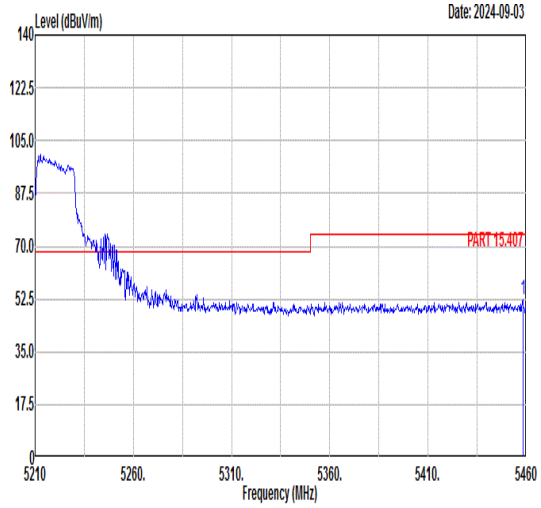 Freq Level Limit Line Margin Read Level Ant Factor Cable Loss Preamp Factor APos TPos Remark MHz dBuV/m dBuV/m dB dBuV dB/m dB dB cm deg 1 5458.25 52.43 74.00 -21.57 39.42 35.93 9.69 32.61 103 55 PEAK	Blank
Avg	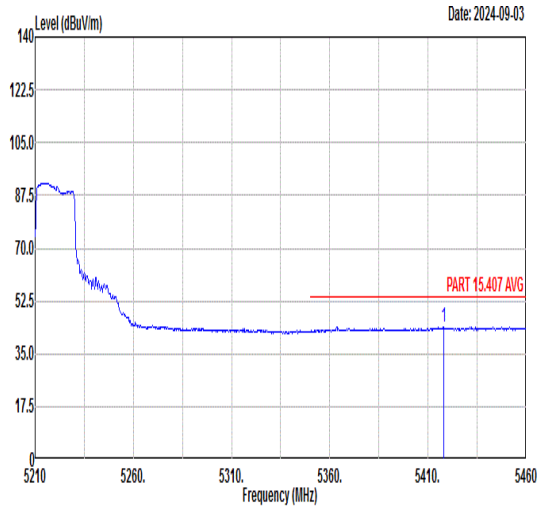 Freq Level Limit Line Margin Read Level Ant Factor Cable Loss Preamp Factor APos TPos Remark MHz dBuV/m dBuV/m dB dBuV dB/m dB dB cm deg 1 5418.00 43.85 54.00 -10.15 30.85 35.95 9.67 32.62 103 55 AVERAGE	Blank

Mode	112	
	Band Edge - L	
	U-NII-1_5.15-5.25_802.11be EHT80_CH42_Large RU 484+242 ❹_5210MHz	
ANT	CDD 14+15	
Pol.	Vertical	Fundamental
Peak	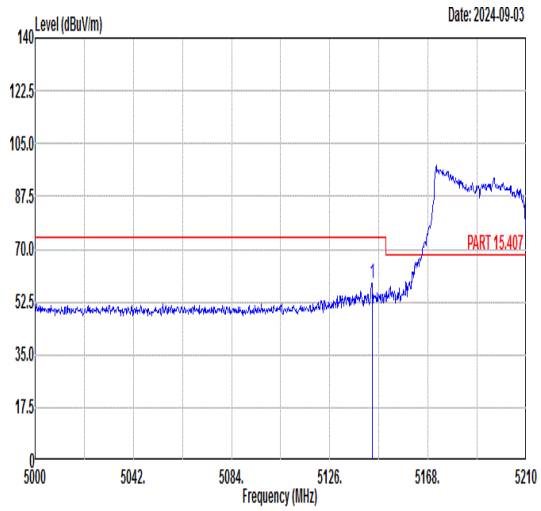 Freq Level Limit Line Margin Read Level Ant Factor Cable Loss Preamp Factor APos TPos Remark MHz dBuV/m dBuV/m dB dBuV dB/m dB dB cm deg 1 5144.06 58.85 74.00 -15.15 46.89 36.11 8.52 32.67 377 239 PEAK	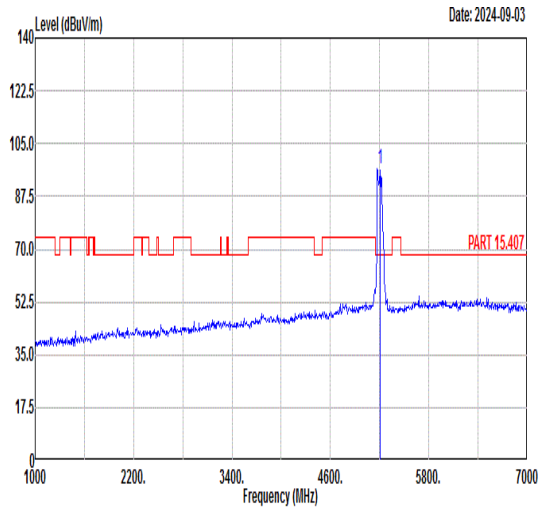 Freq Level Limit Line Margin Read Level Ant Factor Cable Loss Preamp Factor APos TPos Remark MHz dBuV/m dBuV/m dB dBuV dB/m dB dB cm deg 1 5210.00 96.82 ------ ------ 84.82 36.10 8.57 32.67 377 239 PEAK
Avg	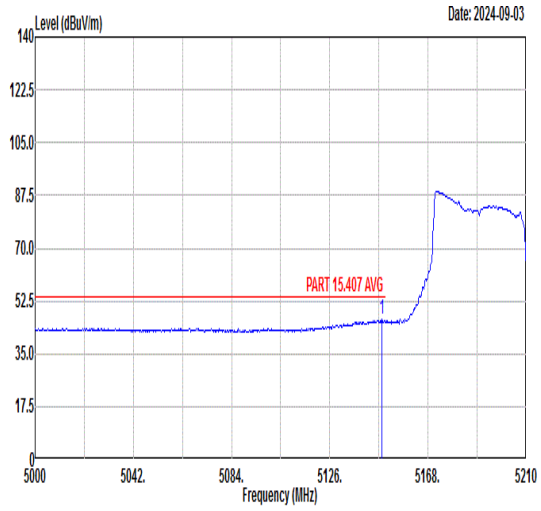 Freq Level Limit Line Margin Read Level Ant Factor Cable Loss Preamp Factor APos TPos Remark MHz dBuV/m dBuV/m dB dBuV dB/m dB dB cm deg 1 5148.26 46.23 54.00 -7.77 34.26 36.11 8.53 32.67 377 239 AVERAGE	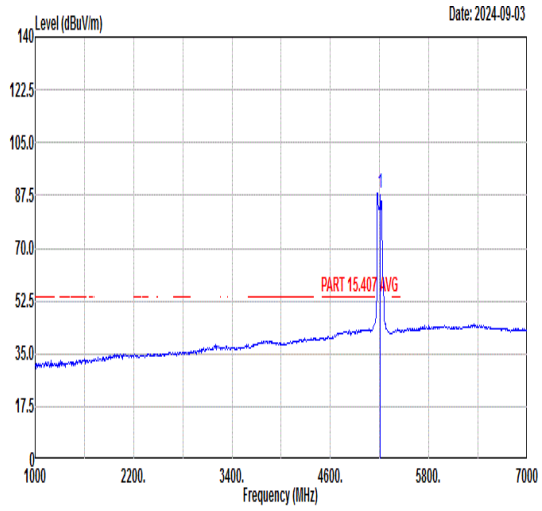 Freq Level Limit Line Margin Read Level Ant Factor Cable Loss Preamp Factor APos TPos Remark MHz dBuV/m dBuV/m dB dBuV dB/m dB dB cm deg 1 5210.00 88.40 ------ ------ 76.40 36.10 8.57 32.67 377 239 AVERAGE

Mode	112	
	Band Edge - R	
	U-NII-1_5.15-5.25_802.11be EHT80_CH42_Large RU 484+242 ❹_5210MHz	
ANT	CDD 14+15	
Pol.	Vertical	Fundamental
Peak	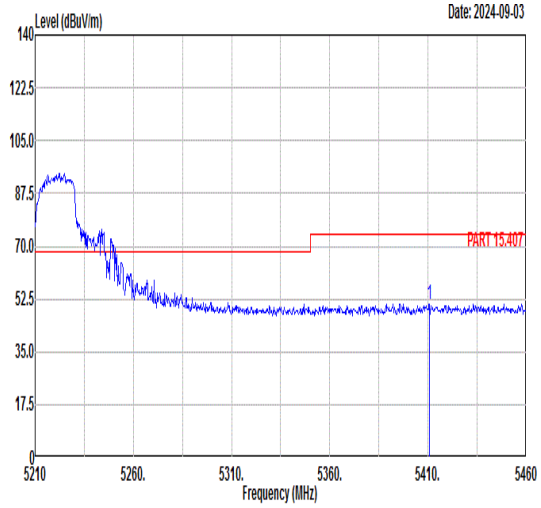 Freq Level Limit Line Margin Read Level Ant Factor Cable Loss Preamp Factor APos TPos Remark MHz dBuV/m dBuV/m dB dBuV dB/m dB dB cm deg 1 5410.75 50.87 74.00 -23.13 37.88 35.95 9.66 32.62 377 239 PEAK	Blank
Avg	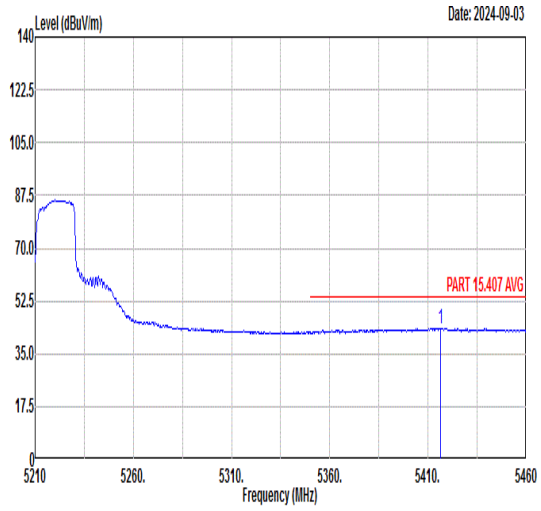 Freq Level Limit Line Margin Read Level Ant Factor Cable Loss Preamp Factor APos TPos Remark MHz dBuV/m dBuV/m dB dBuV dB/m dB dB cm deg 1 5416.25 43.48 54.00 -10.52 30.49 35.95 9.66 32.62 377 239 AVERAGE	Blank

Mode	113	
	Band Edge - L	
	U-NII-2A_5.25-5.35_802.11be EHT80_CH58_Large RU 484+242 ❶ _5290MHz	
ANT	CDD 14+15	
Pol.	Horizontal	Fundamental
Peak	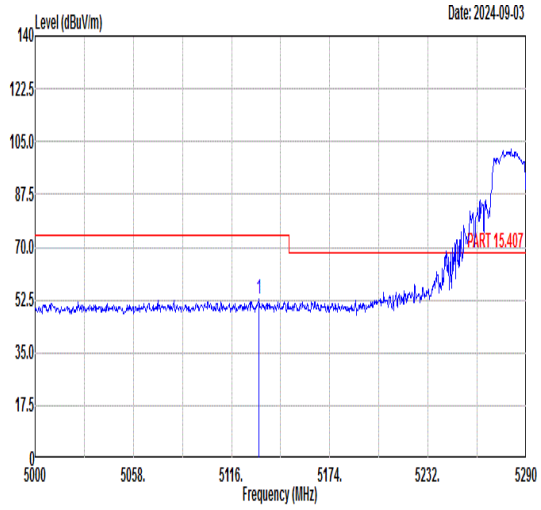 Freq Level Limit Line Margin (dB) Read Level Ant Factor Cable Loss Preamp Factor APos TPos Remark MHz dBuV/m dBuV/m dBuV dB/m dB dB cm deg 1 5132.24 52.90 74.00 -21.10 40.95 36.12 8.50 32.67 107 40 PEAK	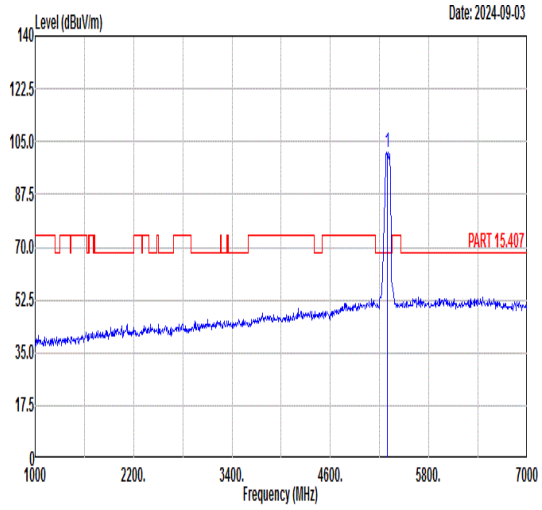 Freq Level Limit Line Margin (dB) Read Level Ant Factor Cable Loss Preamp Factor APos TPos Remark MHz dBuV/m dBuV/m dBuV dB/m dB dB cm deg 1 5290.00 101.44 ------ ------ 88.94 36.02 9.12 32.64 107 40 PEAK
Avg	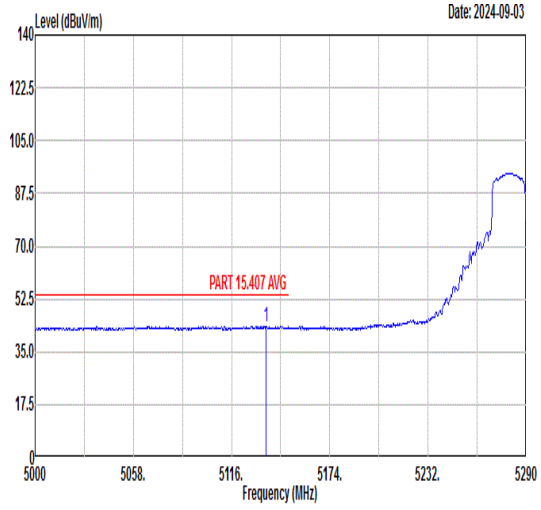 Freq Level Limit Line Margin (dB) Read Level Ant Factor Cable Loss Preamp Factor APos TPos Remark MHz dBuV/m dBuV/m dBuV dB/m dB dB cm deg 1 5136.30 43.46 54.00 -10.54 31.50 36.12 8.51 32.67 107 40 AVERAGE	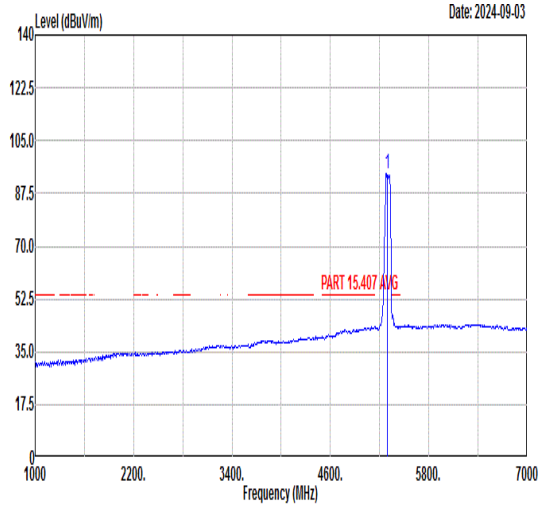 Freq Level Limit Line Margin (dB) Read Level Ant Factor Cable Loss Preamp Factor APos TPos Remark MHz dBuV/m dBuV/m dBuV dB/m dB dB cm deg 1 5290.00 93.93 ------ ------ 81.55 36.03 8.99 32.64 107 40 AVERAGE

Mode	113	
	Band Edge - R	
	U-NII-2A_5.25-5.35_802.11be EHT80_CH58_Large RU 484+242 ❶ _5290MHz	
ANT	CDD 14+15	
Pol.	Horizontal	Fundamental
Peak	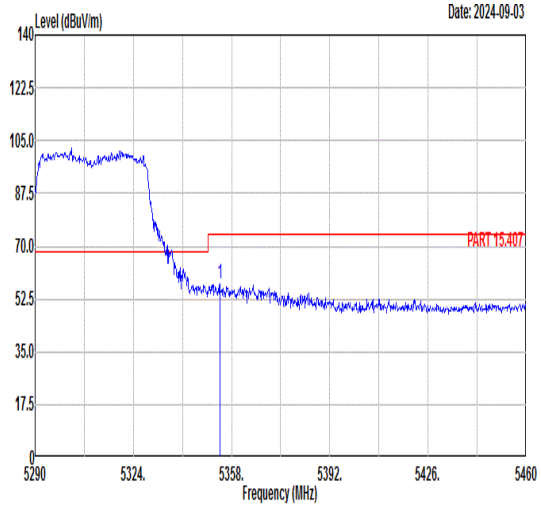 Freq Level Limit Line Margin (dB) Read Level Ant Factor Cable Loss Preamp Factor APos TPos Remark MHz dBuV/m dBuV/m dBuV dB/m dB dB cm deg 1 5353.92 57.36 74.00 -16.64 44.61 35.99 9.39 32.63 107 40 PEAK	Blank
Avg	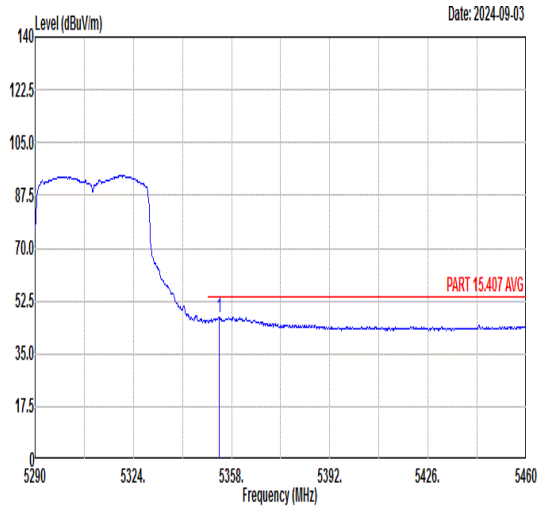 Freq Level Limit Line Margin (dB) Read Level Ant Factor Cable Loss Preamp Factor APos TPos Remark MHz dBuV/m dBuV/m dBuV dB/m dB dB cm deg 1 5353.75 47.12 54.00 -6.88 34.38 35.99 9.38 32.63 107 40 AVERAGE	Blank

Mode	113	
	Band Edge - L	
	U-NII-2A_5.25-5.35_802.11be EHT80_CH58_Large RU 484+242 ❶ _5290MHz	
ANT	CDD 14+15	
Pol.	Vertical	Fundamental
Peak	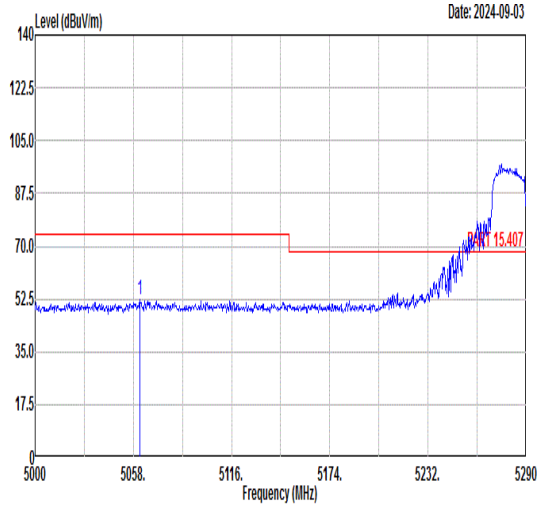 Freq Level Limit Line Margin (dB) Read Level Ant Factor Cable Loss Preamp Factor APos TPos Remark MHz dBuV/m dBuV/m dBuV dB/m dB dB cm deg 1 5061.77 52.14 74.00 -21.86 40.30 36.16 8.37 32.69 386 247 PEAK	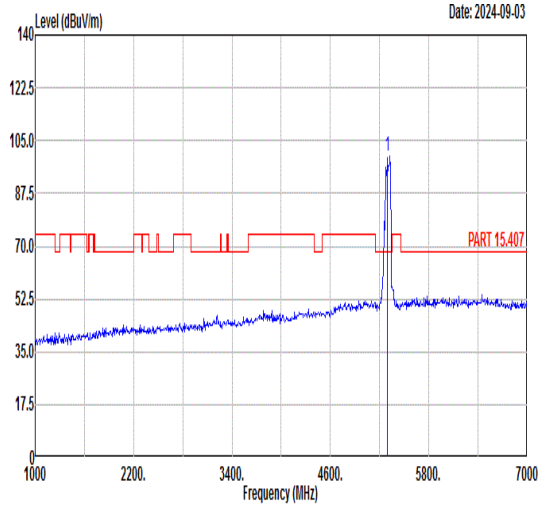 Freq Level Limit Line Margin (dB) Read Level Ant Factor Cable Loss Preamp Factor APos TPos Remark MHz dBuV/m dBuV/m dBuV dB/m dB dB cm deg 1 5290.00 99.98 ------ ------ 87.37 36.00 9.24 32.63 386 247 PEAK
Avg	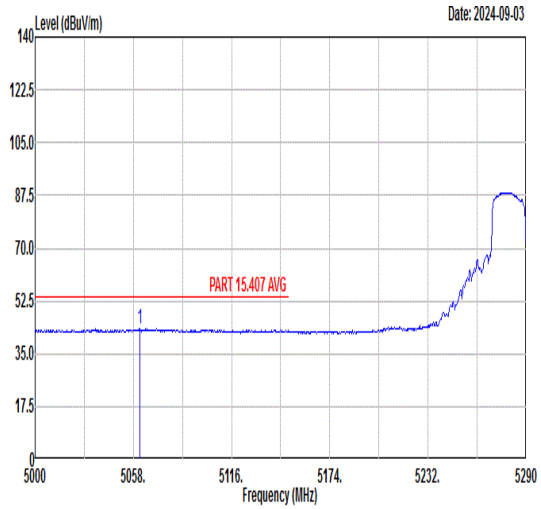 Freq Level Limit Line Margin (dB) Read Level Ant Factor Cable Loss Preamp Factor APos TPos Remark MHz dBuV/m dBuV/m dBuV dB/m dB dB cm deg 1 5061.77 43.21 54.00 -10.79 31.37 36.16 8.37 32.69 386 247 AVERAGE	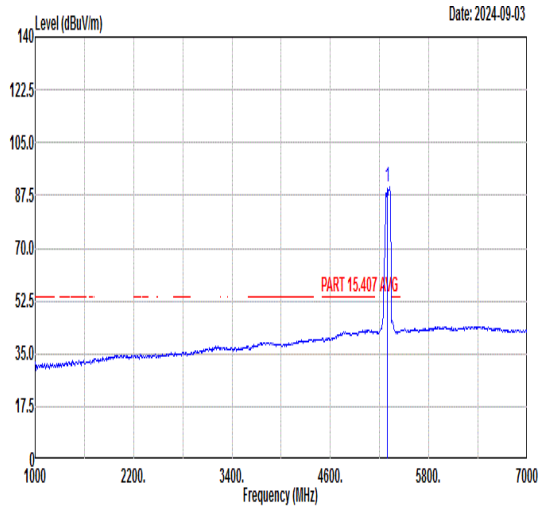 Freq Level Limit Line Margin (dB) Read Level Ant Factor Cable Loss Preamp Factor APos TPos Remark MHz dBuV/m dBuV/m dBuV dB/m dB dB cm deg 1 5290.00 90.40 ------ ------ 77.79 36.00 9.24 32.63 386 247 AVERAGE

Mode	113	
	Band Edge - R	
	U-NII-2A_5.25-5.35_802.11be EHT80_CH58_Large RU 484+242 ❶ _5290MHz	
ANT	CDD 14+15	
Pol.	Vertical	Fundamental
Peak	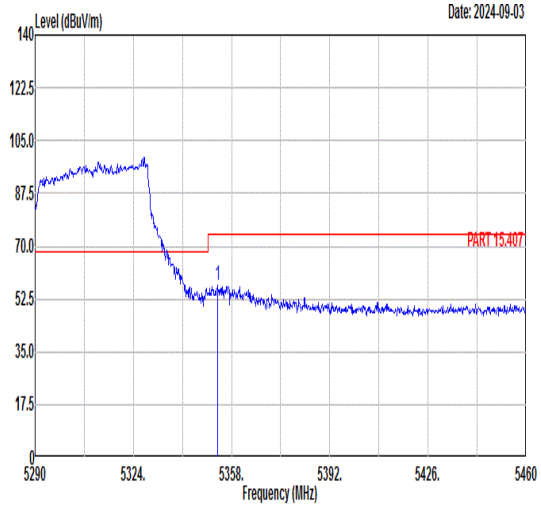 Freq Level Limit Line Margin (dB) Read Level Ant Factor Cable Loss Preamp Factor APos TPos Remark MHz dBuV/m dBuV/m dBuV dB/m dB dB cm deg 1 5353.24 57.15 74.00 -16.85 44.41 35.99 9.38 32.63 386 247 PEAK	Blank
Avg	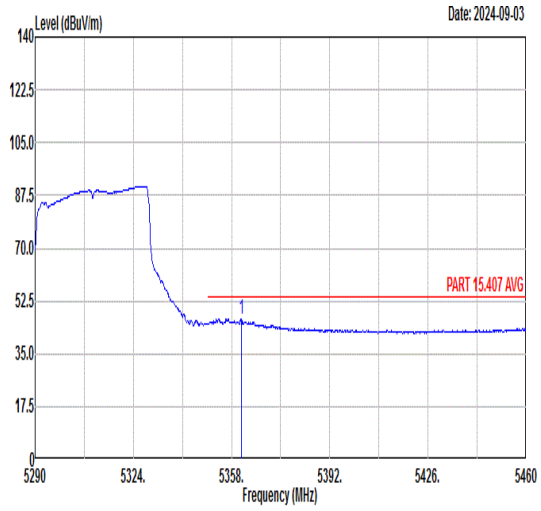 Freq Level Limit Line Margin (dB) Read Level Ant Factor Cable Loss Preamp Factor APos TPos Remark MHz dBuV/m dBuV/m dBuV dB/m dB dB cm deg 1 5361.40 46.75 54.00 -7.25 33.98 35.98 9.42 32.63 386 247 AVERAGE	Blank

Mode	114	
	Band Edge - L	
	U-NII-2C_5.47-5.725_802.11be EHT80_CH106_Large RU 484+242 ❹_5530MHz	
ANT	CDD 14+15	
Pol.	Horizontal	Fundamental
Peak	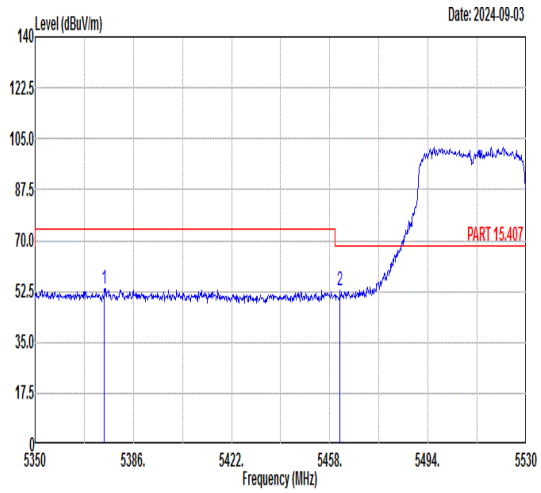 Freq Level Limit Line Margin (dB) Read Level Ant Factor Cable Loss Preamp Factor APos TPos Remark 1 5375.38 53.40 74.00 -20.60 40.55 35.97 9.50 32.62 100 292 PEAK 2 5461.78 52.66 68.30 -15.64 39.66 35.92 9.69 32.61 100 292 PEAK	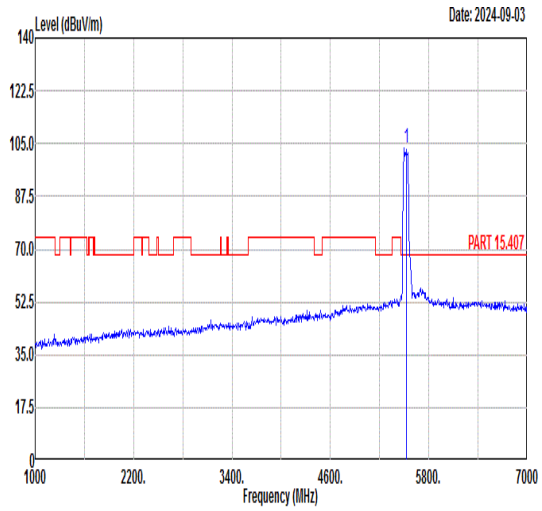 Freq Level Limit Line Margin (dB) Read Level Ant Factor Cable Loss Preamp Factor APos TPos Remark 1 5530.00 103.62 ------ ------ 90.61 35.90 9.71 32.60 100 292 PEAK
Avg	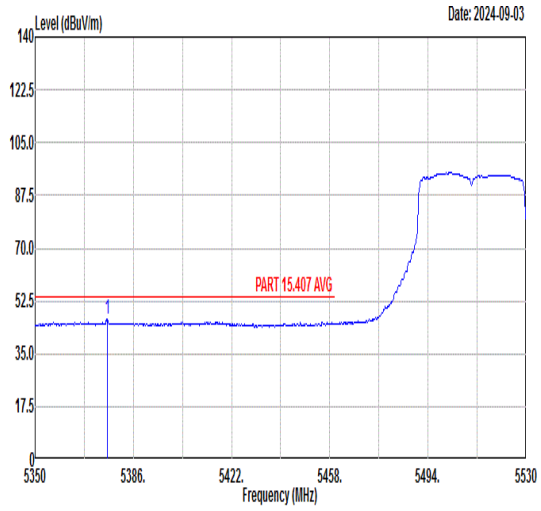 Freq Level Limit Line Margin (dB) Read Level Ant Factor Cable Loss Preamp Factor APos TPos Remark 1 5376.46 46.42 54.00 -7.58 33.57 35.97 9.50 32.62 100 292 AVERAGE	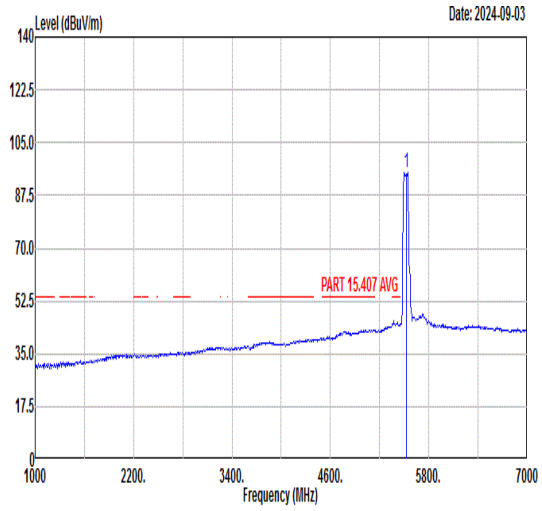 Freq Level Limit Line Margin (dB) Read Level Ant Factor Cable Loss Preamp Factor APos TPos Remark 1 5530.00 95.14 ------ ------ 82.07 35.96 9.73 32.62 100 292 AVERAGE

Mode	114	
	Band Edge - R	
	U-NII-2C_5.47-5.725_802.11be EHT80_CH106_Large RU 484+242 ❹_5530MHz	
ANT	CDD 14+15	
Pol.	Horizontal	Fundamental
Peak	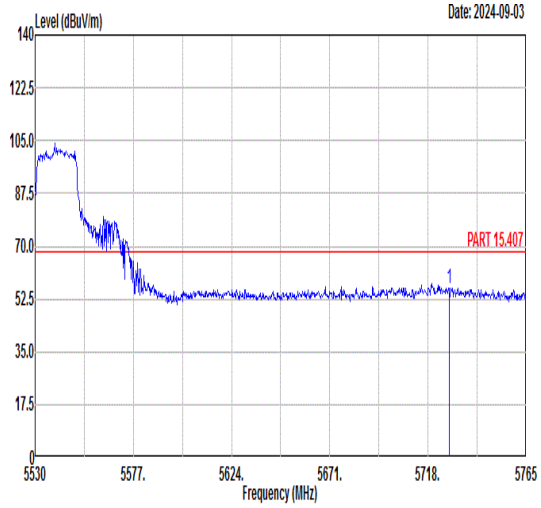 Freq Level Limit Line Margin (dB) Read Level Ant Factor Cable Loss Preamp Factor APos TPos Remark MHz dBuV/m dBuV/m dBuV dB/m dB dB cm deg 1 5728.11 56.17 68.30 -12.13 42.61 36.22 10.03 32.69 100 292 PEAK	Blank

Mode	114	
	Band Edge - L	
	U-NII-2C_5.47-5.725_802.11be EHT80_CH106_Large RU 484+242 ❹_5530MHz	
ANT	CDD 14+15	
Pol.	Vertical	Fundamental
Peak	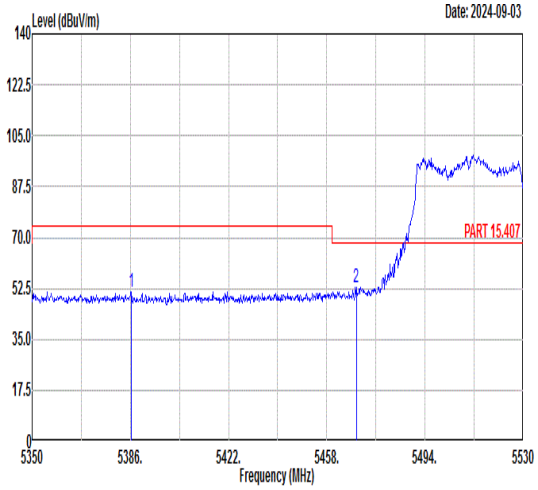 Freq Level Limit Line Margin (dB) Read Level Ant Factor Cable Loss Preamp Factor APos TPos Remark 1 5386.36 51.44 74.00 -22.56 38.54 35.97 9.55 32.62 100 274 PEAK 2 5468.80 52.79 68.30 -15.51 39.79 35.92 9.69 32.61 100 274 PEAK	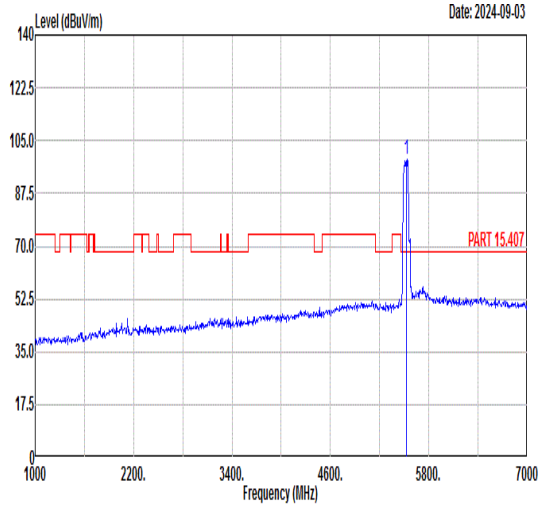 Freq Level Limit Line Margin (dB) Read Level Ant Factor Cable Loss Preamp Factor APos TPos Remark 1 5530.00 98.87 ------ ------ 85.80 35.95 9.73 32.61 100 274 PEAK
Avg	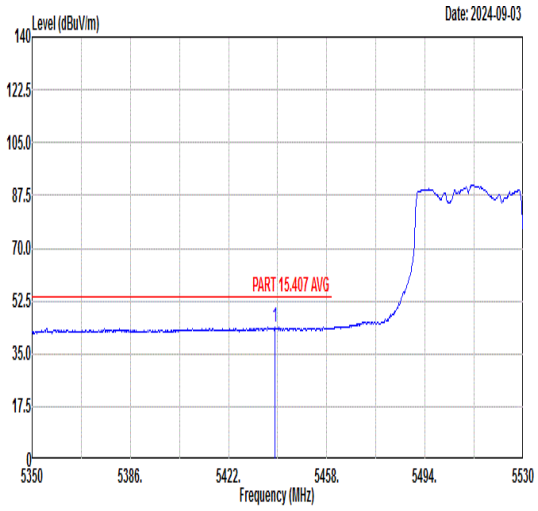 Freq Level Limit Line Margin (dB) Read Level Ant Factor Cable Loss Preamp Factor APos TPos Remark 1 5439.10 43.69 54.00 -10.31 30.68 35.94 9.68 32.61 100 274 AVERAGE	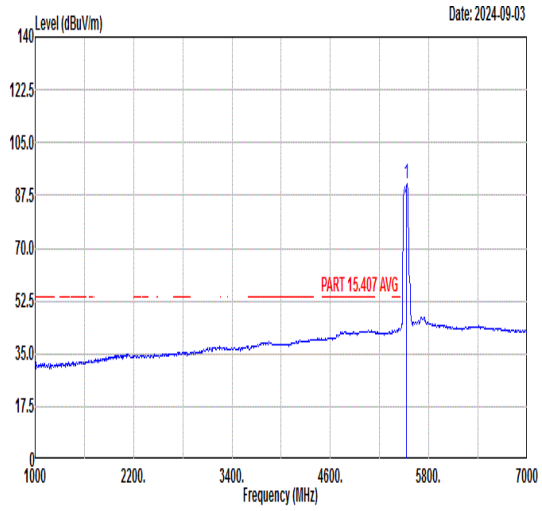 Freq Level Limit Line Margin (dB) Read Level Ant Factor Cable Loss Preamp Factor APos TPos Remark 1 5530.00 91.31 ------ ------ 78.24 35.95 9.73 32.61 100 274 AVERAGE

Mode	114	
	Band Edge - R	
	U-NII-2C_5.47-5.725_802.11be EHT80_CH106_Large RU 484+242 ❹_5530MHz	
ANT	CDD 14+15	
Pol.	Vertical	Fundamental
Peak	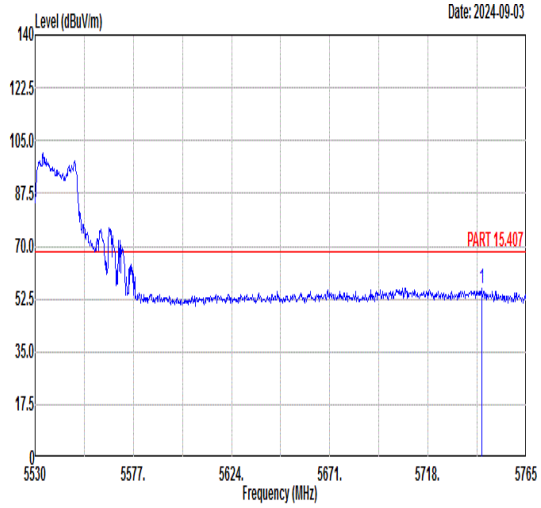 Freq Level Limit Line Margin (dB) Read Level Ant Factor Cable Loss Preamp Factor APos TPos Remark MHz dBuV/m dBuV/m dBuV dB/m dB dB cm deg 1 5743.62 55.81 68.30 -12.49 42.21 36.24 10.06 32.70 100 274 PEAK	Blank

Mode	115	
	Band Edge - L	
	U-NII-2C_5.47-5.725_802.11be EHT80_CH122_Large RU 484+242 ❶ _5610MHz	
ANT	CDD 14+15	
Pol.	Horizontal	Fundamental
Peak	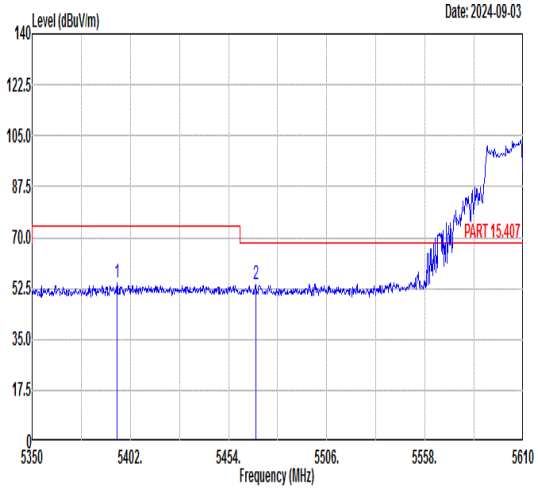 Freq Level Limit Line Margin (dB) Read Level Ant Factor Cable Loss Preamp Factor APos TPos Remark 1 5394.98 54.37 74.00 -19.63 41.43 35.96 9.60 32.62 100 299 PEAK 2 5468.30 53.67 68.30 -14.63 40.67 35.92 9.69 32.61 100 299 PEAK	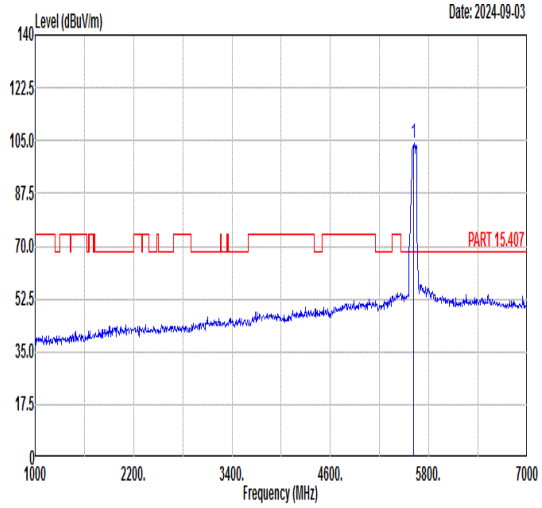 Freq Level Limit Line Margin (dB) Read Level Ant Factor Cable Loss Preamp Factor APos TPos Remark 1 5610.00 103.90 ------ ------ 90.66 36.08 9.81 32.65 100 299 PEAK
Avg	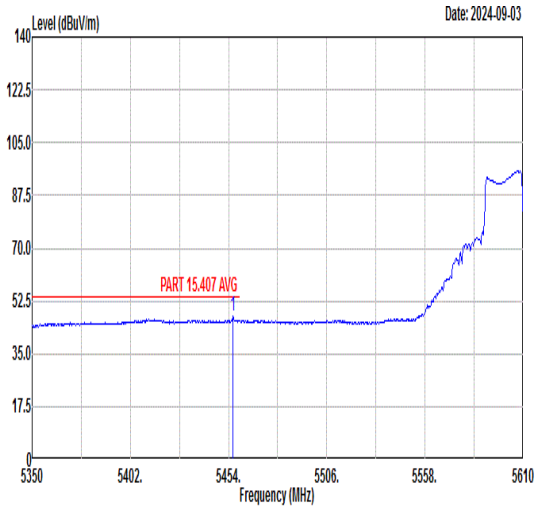 Freq Level Limit Line Margin (dB) Read Level Ant Factor Cable Loss Preamp Factor APos TPos Remark 1 5456.34 47.35 54.00 -6.65 34.34 35.93 9.69 32.61 100 299 AVERAGE	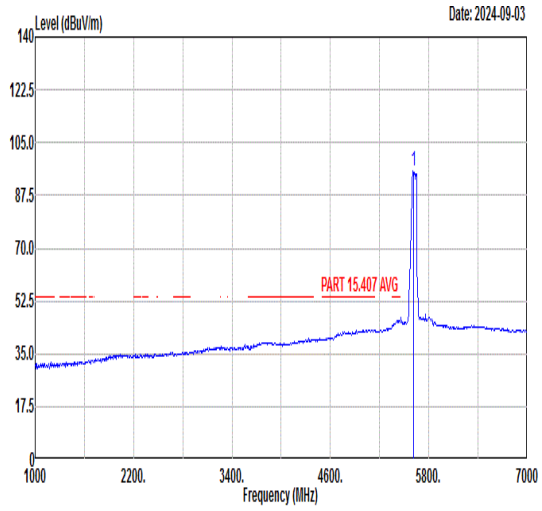 Freq Level Limit Line Margin (dB) Read Level Ant Factor Cable Loss Preamp Factor APos TPos Remark 1 5610.00 95.38 ------ ------ 82.20 36.05 9.77 32.64 100 299 AVERAGE

Mode	115	
	Band Edge - R	
	U-NII-2C_5.47-5.725_802.11be EHT80_CH122_Large RU 484+242 ❶ _5610MHz	
ANT	CDD 14+15	
Pol.	Horizontal	Fundamental
Peak	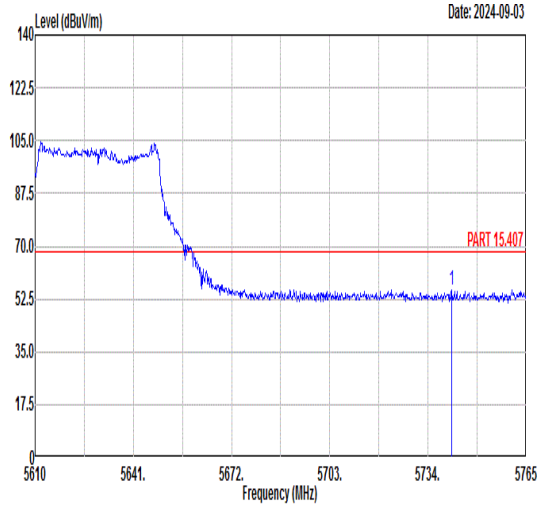 Freq Level Limit Line Margin (dB) Read Level Ant Factor Cable Loss Preamp Factor APos TPos Remark MHz dBuV/m dBuV/m dBuV dB/m dB dB cm deg 1 5741.44 55.49 68.30 -12.81 41.90 36.24 10.05 32.70 100 299 PEAK	Blank

Mode	115	
	Band Edge - L	
	U-NII-2C_5.47-5.725_802.11be EHT80_CH122_Large RU 484+242 ❶ _5610MHz	
ANT	CDD 14+15	
Pol.	Vertical	Fundamental
Peak	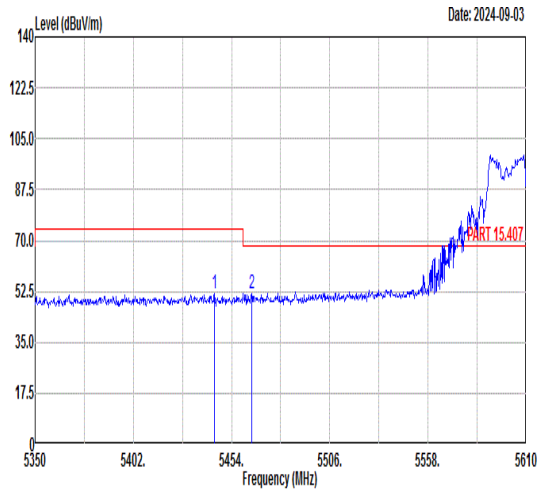 Freq Level Limit Line Margin (dB) Read Level Ant Factor Cable Loss Preamp Factor APos TPos Remark 1 5444.90 51.79 74.00 -22.21 38.79 35.93 9.68 32.61 100 273 PEAK 2 5464.66 51.85 68.30 -16.45 38.85 35.92 9.69 32.61 100 273 PEAK	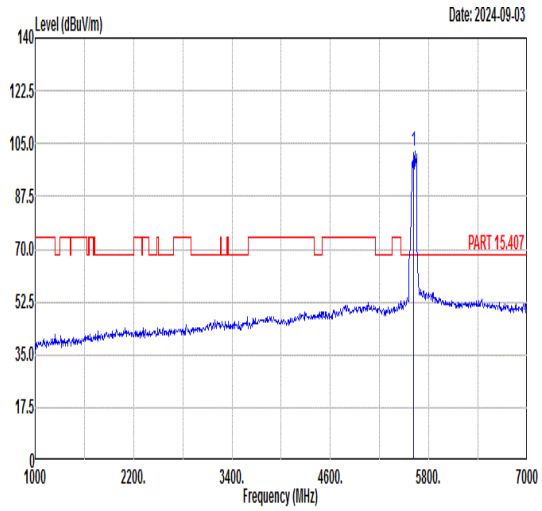 Freq Level Limit Line Margin (dB) Read Level Ant Factor Cable Loss Preamp Factor APos TPos Remark 1 5610.00 102.25 ------ ------ 89.00 36.08 9.82 32.65 100 273 PEAK
Avg	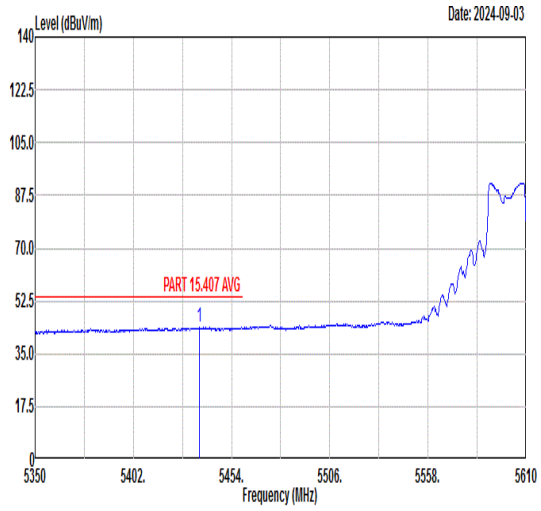 Freq Level Limit Line Margin (dB) Read Level Ant Factor Cable Loss Preamp Factor APos TPos Remark 1 5436.84 43.91 54.00 -10.09 30.90 35.94 9.68 32.61 100 273 AVERAGE	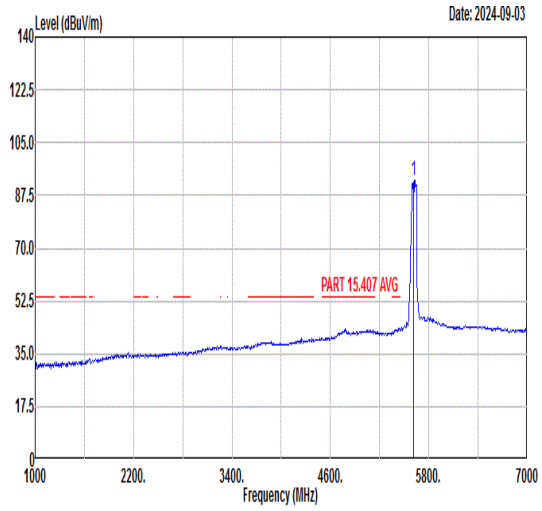 Freq Level Limit Line Margin (dB) Read Level Ant Factor Cable Loss Preamp Factor APos TPos Remark 1 5610.00 92.68 ------ ------ 79.44 36.08 9.81 32.65 100 273 AVERAGE

Mode	115	
	Band Edge - R	
	U-NII-2C_5.47-5.725_802.11be EHT80_CH122_Large RU 484+242 ❶ _5610MHz	
ANT	CDD 14+15	
Pol.	Vertical	Fundamental
Peak	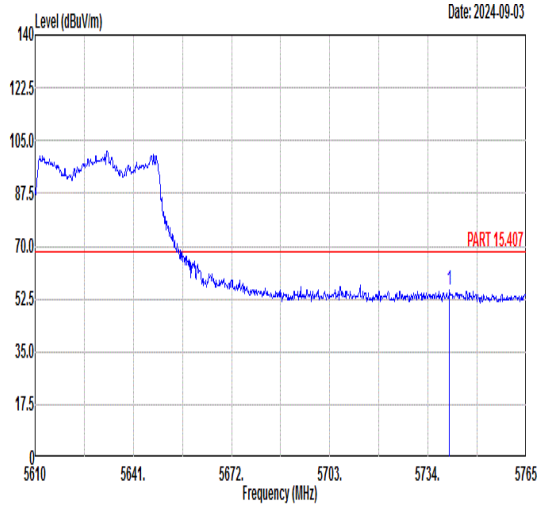 Freq Level Limit Line Margin (dB) Read Level Ant Factor Cable Loss Preamp Factor APos TPos Remark MHz dBuV/m dBuV/m dBuV dB/m dB dB cm deg 1 5740.82 55.34 68.30 -12.96 41.75 36.24 10.05 32.70 100 273 PEAK	Blank

Mode	116	
	Band Edge - L	
	U-NII-1_5.15-5.35_802.11be EHT160_CH50_Large RU 996+484 3_5250MHz	
ANT	CDD 14+15	
Pol.	Horizontal	Fundamental
Peak	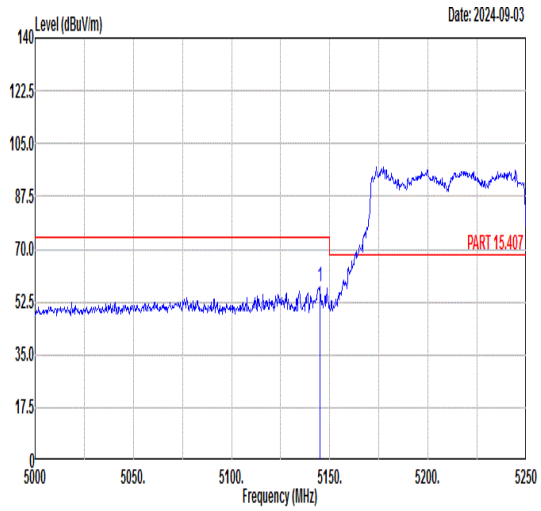 Freq Level Limit Line Margin (dB) Read Level Ant Factor Cable Loss Preamp Factor APos TPos Remark MHz dBuV/m dBuV/m dBuV dB/m dB dB cm deg 1 5145.00 57.63 74.00 -16.37 45.66 36.11 8.53 32.67 101 218 PEAK	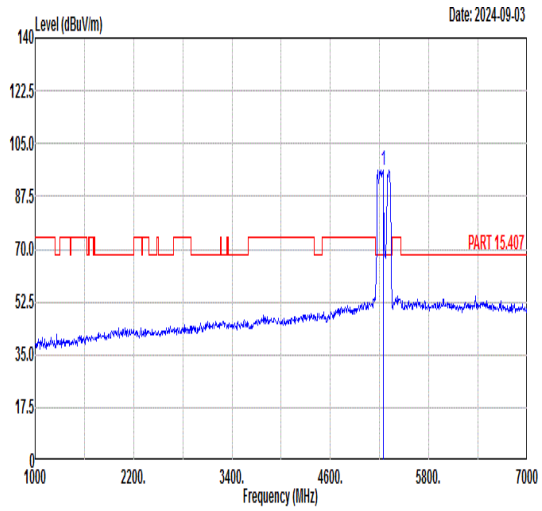 Freq Level Limit Line Margin (dB) Read Level Ant Factor Cable Loss Preamp Factor APos TPos Remark MHz dBuV/m dBuV/m dBuV dB/m dB dB cm deg 1 5250.00 96.27 ------ ------ 84.06 36.05 8.81 32.65 101 218 PEAK
Avg	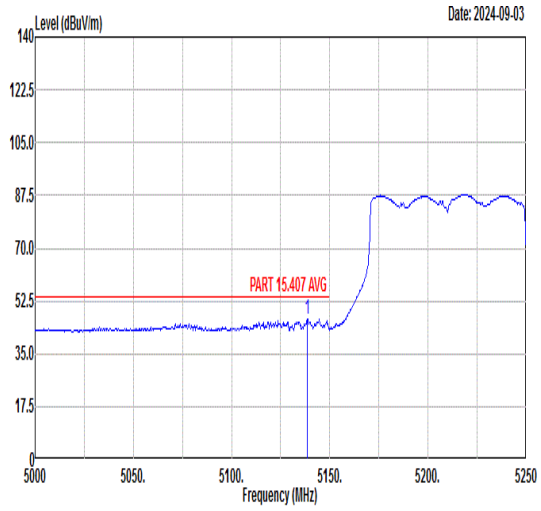 Freq Level Limit Line Margin (dB) Read Level Ant Factor Cable Loss Preamp Factor APos TPos Remark MHz dBuV/m dBuV/m dBuV dB/m dB dB cm deg 1 5138.50 46.57 54.00 -7.43 34.61 36.12 8.51 32.67 101 218 AVERAGE	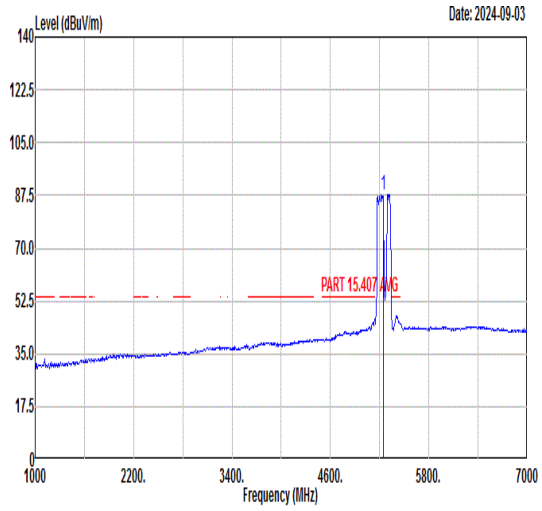 Freq Level Limit Line Margin (dB) Read Level Ant Factor Cable Loss Preamp Factor APos TPos Remark MHz dBuV/m dBuV/m dBuV dB/m dB dB cm deg 1 5250.00 87.84 ------ ------ 75.37 36.02 9.09 32.64 101 218 AVERAGE

Mode	116	
	Band Edge - R	
	U-NII-1_5.15-5.35_802.11be EHT160_CH50_Large RU 996+484 3_5250MHz	
ANT	CDD 14+15	
Pol.	Horizontal	Fundamental
Peak	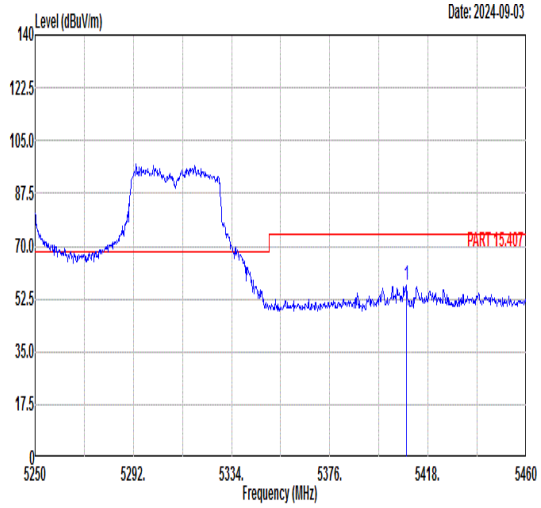 Freq Level Limit Line Margin (dB) Read Level Ant Factor Cable Loss Preamp Factor APos TPos Remark MHz dBuV/m dBuV/m dBuV dB/m dB dB cm deg 1 5408.76 56.79 74.00 -17.21 43.80 35.95 9.66 32.62 101 218 PEAK	Blank
Avg	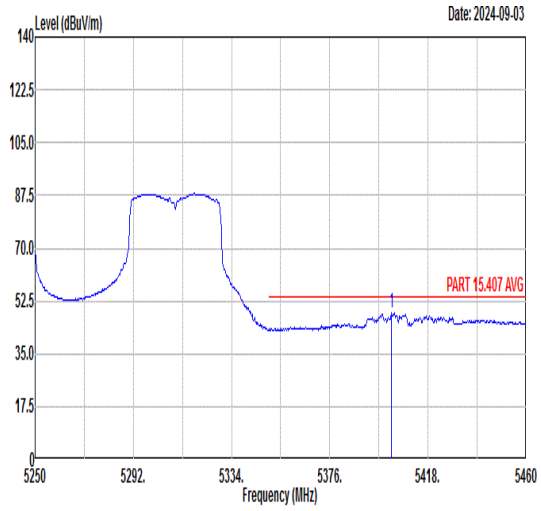 Freq Level Limit Line Margin (dB) Read Level Ant Factor Cable Loss Preamp Factor APos TPos Remark MHz dBuV/m dBuV/m dBuV dB/m dB dB cm deg 1 5402.46 48.65 54.00 -5.35 35.67 35.96 9.64 32.62 101 218 AVERAGE	Blank

Mode	116	
	Band Edge - L	
	U-NII-1_5.15-5.35_802.11be EHT160_CH50_Large RU 996+484 3_5250MHz	
ANT	CDD 14+15	
Pol.	Vertical	Fundamental
Peak	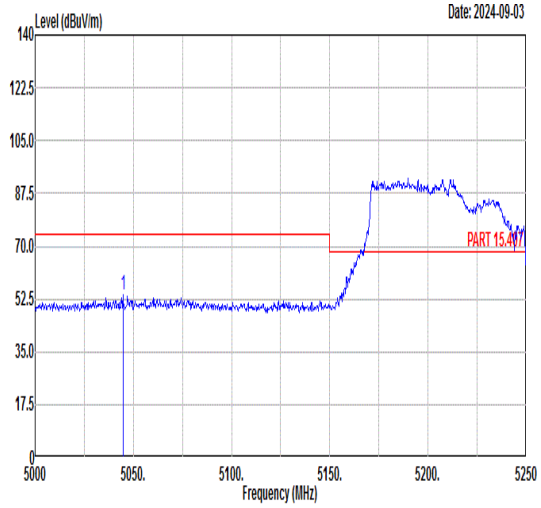 Freq Level Limit Line Margin (dB) Read Level Ant Factor Cable Loss Preamp Factor APos TPos Remark 1 5044.75 53.91 74.00 -20.09 42.09 36.17 8.34 32.69 400 57 PEAK	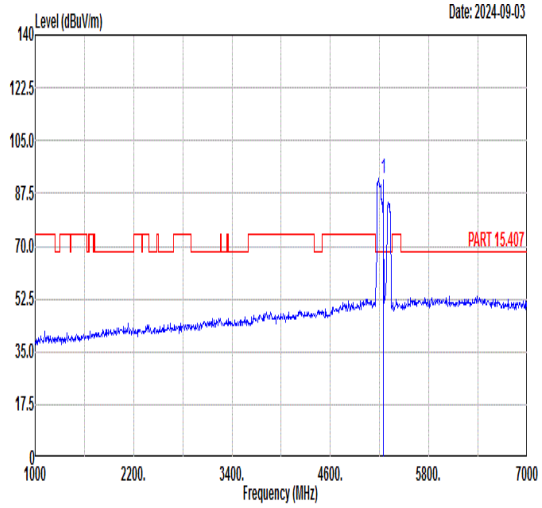 Freq Level Limit Line Margin (dB) Read Level Ant Factor Cable Loss Preamp Factor APos TPos Remark 1 5250.00 92.19 ------ ------ 80.15 36.09 8.61 32.66 400 57 PEAK
Avg	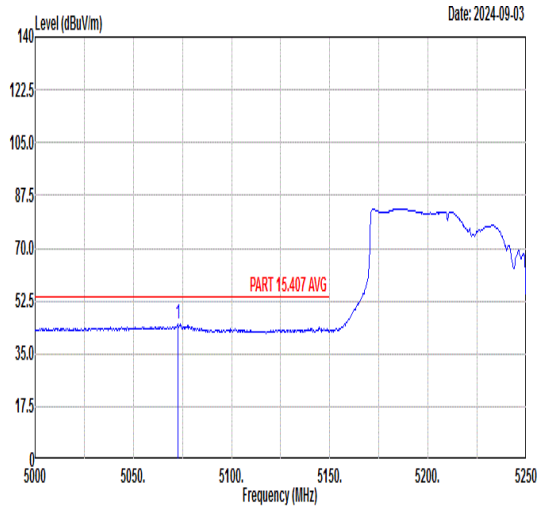 Freq Level Limit Line Margin (dB) Read Level Ant Factor Cable Loss Preamp Factor APos TPos Remark 1 5072.75 44.78 54.00 -9.22 32.92 36.16 8.39 32.69 400 57 AVERAGE	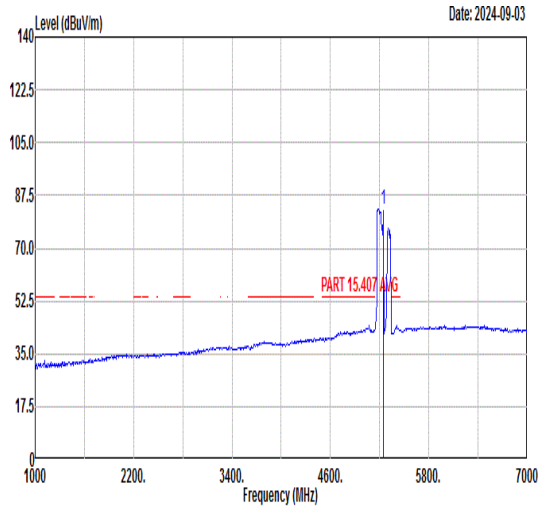 Freq Level Limit Line Margin (dB) Read Level Ant Factor Cable Loss Preamp Factor APos TPos Remark 1 5250.00 83.07 ------ ------ 71.03 36.09 8.61 32.66 400 57 AVERAGE

Mode	116	
	Band Edge - R	
	U-NII-1_5.15-5.35_802.11be EHT160_CH50_Large RU 996+484 3_5250MHz	
ANT	CDD 14+15	
Pol.	Vertical	Fundamental
Peak	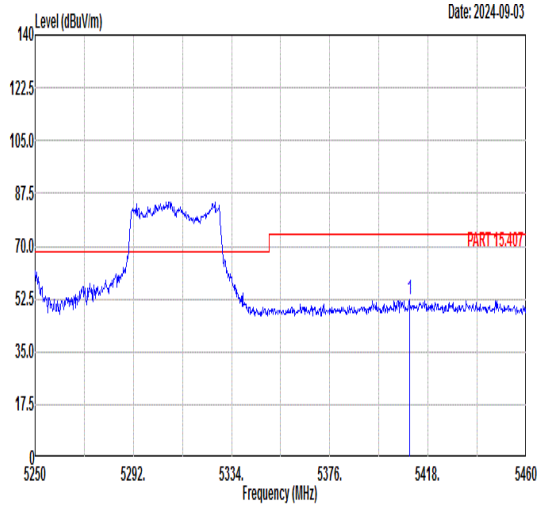 Freq Level Limit Line Margin (dB) Read Level Ant Factor Cable Loss Preamp Factor APos TPos Remark MHz dBuV/m dBuV/m dBuV dB/m dB dB cm deg 1 5410.02 52.10 74.00 -21.90 39.11 35.95 9.66 32.62 400 57 PEAK	Blank
Avg	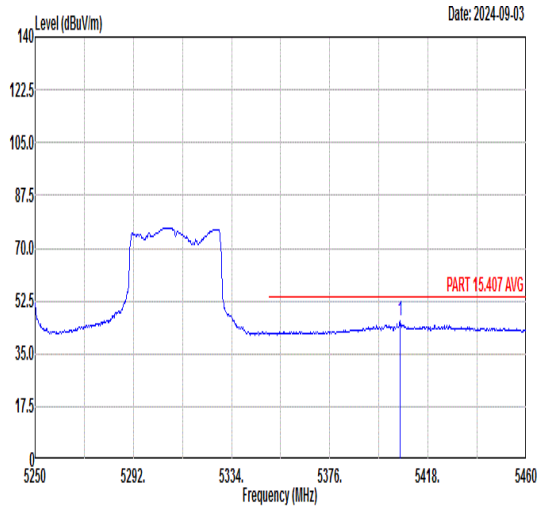 Freq Level Limit Line Margin (dB) Read Level Ant Factor Cable Loss Preamp Factor APos TPos Remark MHz dBuV/m dBuV/m dBuV dB/m dB dB cm deg 1 5406.03 45.89 54.00 -8.11 32.90 35.96 9.65 32.62 400 57 AVERAGE	Blank

Mode	117	
	Band Edge - L	
	U-NII-2C_5.15-5.35_802.11be EHT160_CH114_Large RU 996+484 ④_5570MHz	
ANT	CDD 14+15	
Pol.	Horizontal	Fundamental
Peak	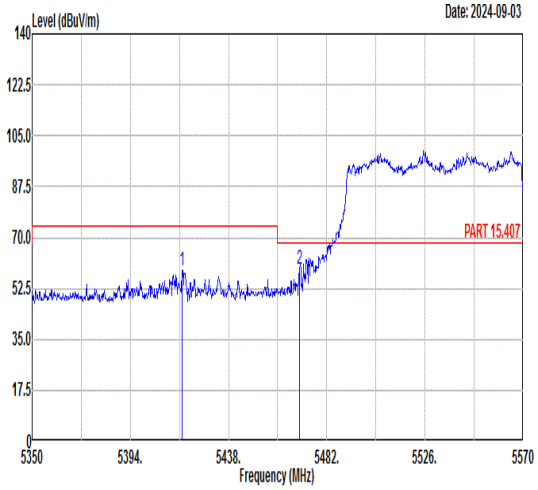 Freq Level Limit Line Margin (dB) Read Level Ant Factor Cable Loss Preamp Factor APos TPos Remark 1 5417.10 58.65 74.00 -15.35 45.65 35.95 9.67 32.62 100 208 PEAK 2 5469.90 59.25 68.30 -9.05 46.25 35.92 9.69 32.61 100 208 PEAK	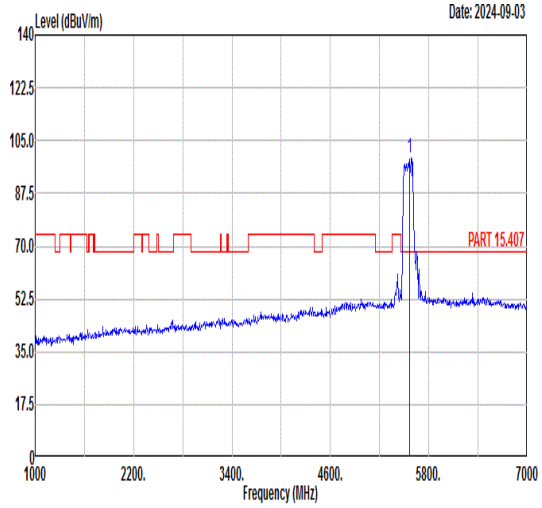 Freq Level Limit Line Margin (dB) Read Level Ant Factor Cable Loss Preamp Factor APos TPos Remark 1 5570.00 99.42 ------ ------ 86.28 36.02 9.75 32.63 100 208 PEAK
Avg	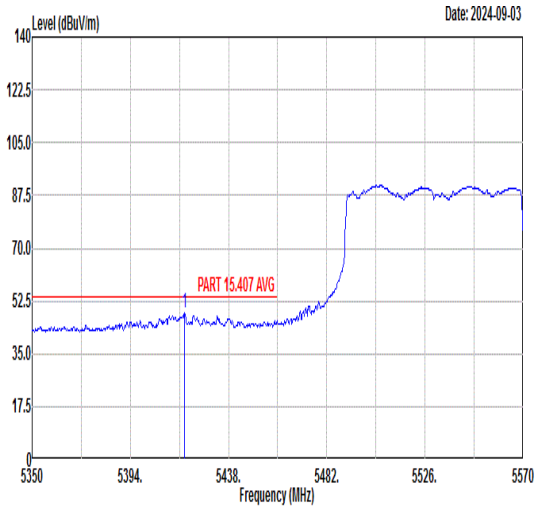 Freq Level Limit Line Margin (dB) Read Level Ant Factor Cable Loss Preamp Factor APos TPos Remark 1 5418.20 48.46 54.00 -5.54 35.46 35.95 9.67 32.62 100 208 AVERAGE	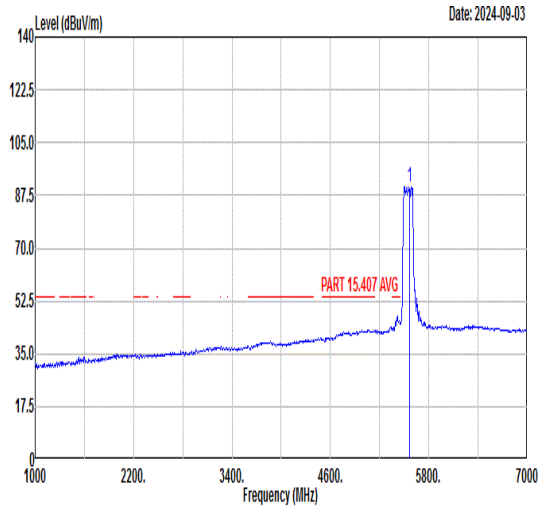 Freq Level Limit Line Margin (dB) Read Level Ant Factor Cable Loss Preamp Factor APos TPos Remark 1 5570.00 90.55 ------ ------ 77.53 35.91 9.71 32.60 100 208 AVERAGE

Mode	117	
	Band Edge - R	
	U-NII-2C_5.15-5.35_802.11be EHT160_CH114_Large RU 996+484 ④_5570MHz	
ANT	CDD 14+15	
Pol.	Horizontal	Fundamental
Peak	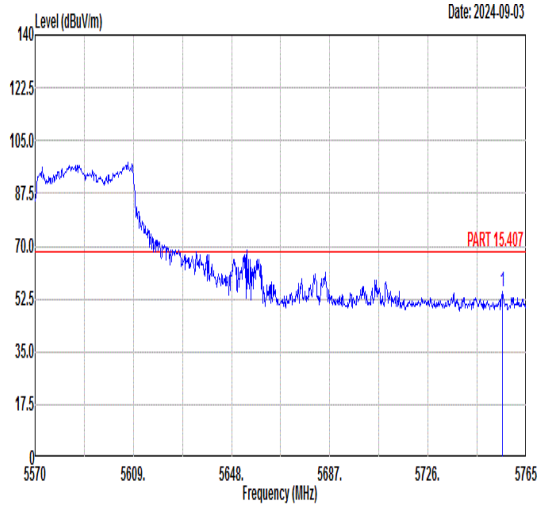 Freq Level Limit Line Margin (dB) Read Level Ant Factor Cable Loss Preamp Factor APos TPos Remark MHz dBuV/m dBuV/m dBuV dB/m dB dB cm deg 1 5755.45 55.14 68.30 -13.16 41.50 36.26 10.08 32.70 100 208 PEAK	Blank

Mode	117	
	Band Edge - L	
	U-NII-2C_5.15-5.35_802.11be EHT160_CH114_Large RU 996+484 ④_5570MHz	
ANT	CDD 14+15	
Pol.	Vertical	Fundamental
Peak	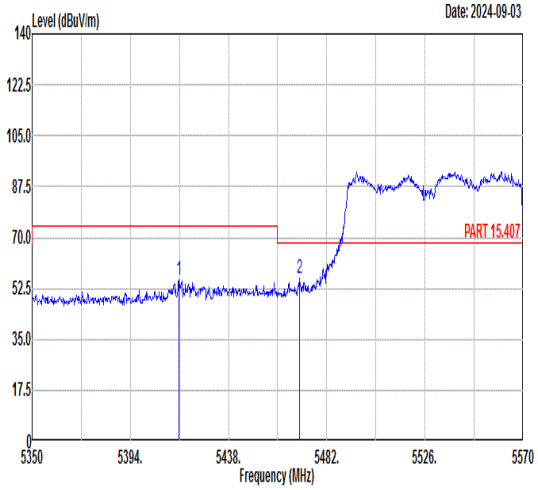 Freq Level Limit Line Margin (dB) Read Level Ant Factor Cable Loss Preamp Factor APos TPos Remark 1 5415.78 55.25 74.00 -18.75 42.26 35.95 9.66 32.62 100 96 PEAK 2 5469.90 55.80 68.30 -12.50 42.80 35.92 9.69 32.61 100 96 PEAK	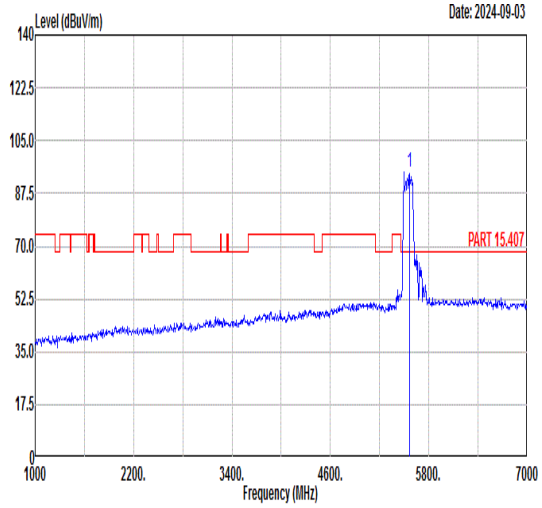 Freq Level Limit Line Margin (dB) Read Level Ant Factor Cable Loss Preamp Factor APos TPos Remark 1 5570.00 94.38 ------ ------ 81.38 35.90 9.70 32.60 100 96 PEAK
Avg	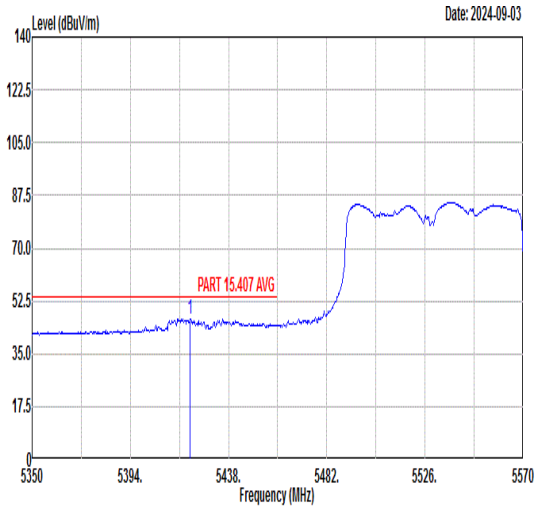 Freq Level Limit Line Margin (dB) Read Level Ant Factor Cable Loss Preamp Factor APos TPos Remark 1 5420.84 46.74 54.00 -7.26 33.74 35.95 9.67 32.62 100 96 AVERAGE	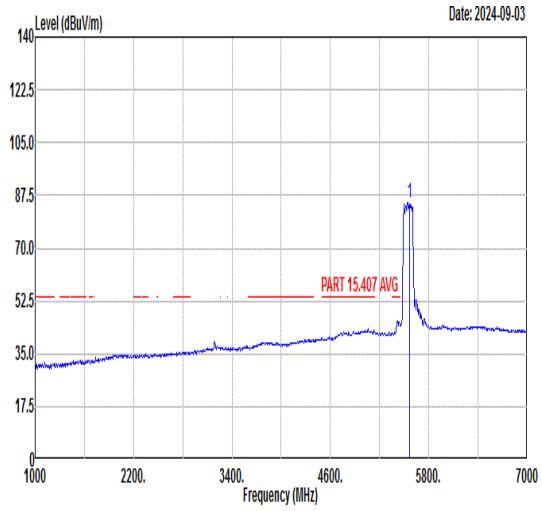 Freq Level Limit Line Margin (dB) Read Level Ant Factor Cable Loss Preamp Factor APos TPos Remark 1 5570.00 84.99 ------ ------ 71.92 35.95 9.73 32.61 100 96 AVERAGE

Mode	117	
	Band Edge - R	
	U-NII-2C_5.15-5.35_802.11be EHT160_CH114_Large RU 996+484 ④_5570MHz	
ANT	CDD 14+15	
Pol.	Vertical	Fundamental
Peak	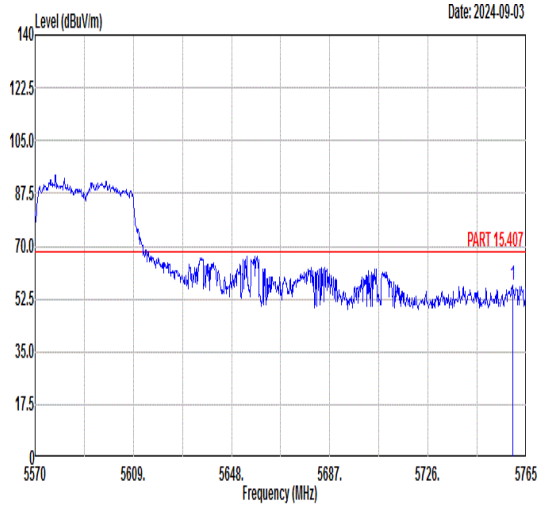 Freq Level Limit Line Margin (dB) Read Level Ant Factor Cable Loss Preamp Factor APos TPos Remark MHz dBuV/m dBuV/m dBuV dB/m dB dB cm deg 1 5759.54 57.07 68.30 -11.23 43.42 36.26 10.09 32.70 100 96 PEAK	Blank

Mode	118
	Band Edge - L
	U-NII-3_5.725-5.85_802.11be EHT80_CH155_Large RU 484+242 ④_5775MHz
ANT	CDD 14+15

Pol.	Horizontal	Fundamental
Peak	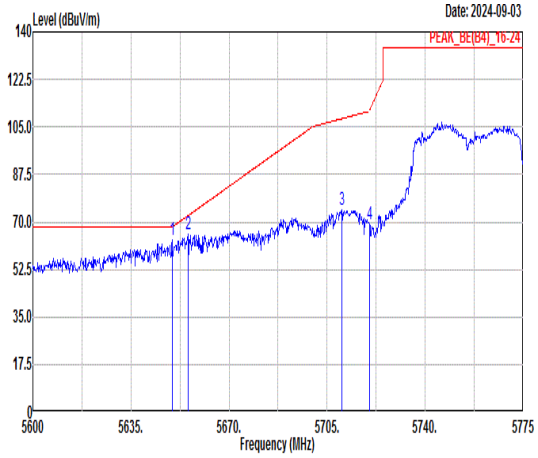 Freq Level Limit Line Margin (dB) Read Level Ant Factor Cable Loss Preamp Factor APos TPos Remark MHz dBuV/m dBuV/m dBuV dB/m dB dB cm deg 1 5649.70 63.18 68.30 -5.12 49.87 36.11 9.86 32.66 220 322 PEAK 2 5655.30 65.47 72.23 -6.76 52.14 36.12 9.87 32.66 220 322 PEAK 3 5710.25 74.54 108.07 -33.53 61.04 36.19 9.99 32.68 220 322 PEAK 4 5720.05 69.23 110.91 -41.68 55.70 36.21 10.01 32.69 220 322 PEAK	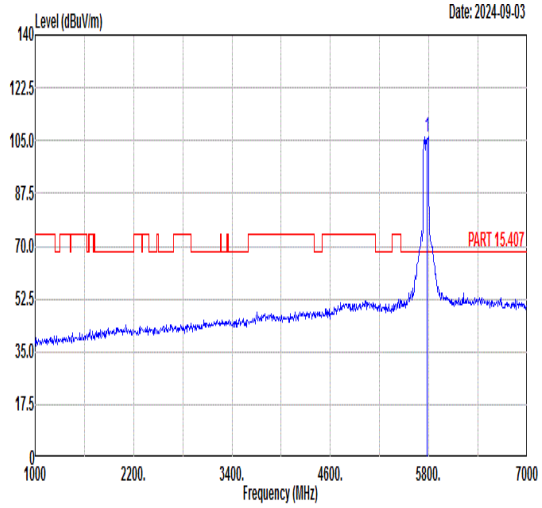 Freq Level Limit Line Margin (dB) Read Level Ant Factor Cable Loss Preamp Factor APos TPos Remark MHz dBuV/m dBuV/m dBuV dB/m dB dB cm deg 1 5775.00 106.42 ------ ------ 92.82 36.24 10.06 32.70 220 322 PEAK
Avg	Blank	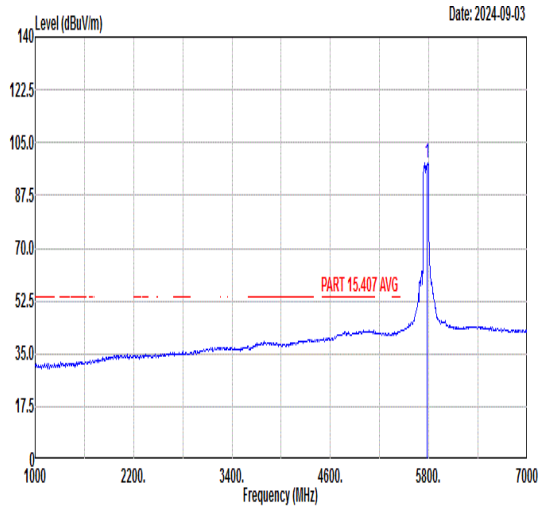 Freq Level Limit Line Margin (dB) Read Level Ant Factor Cable Loss Preamp Factor APos TPos Remark MHz dBuV/m dBuV/m dBuV dB/m dB dB cm deg 1 5775.00 98.42 ------ ------ 84.82 36.24 10.06 32.70 220 322 AVERAGE

Mode	118	
	Band Edge - R	
	U-NII-3_5.725-5.85_802.11be EHT80_CH155_Large RU 484+242 ④_5775MHz	
ANT	CDD 14+15	
Pol.	Horizontal	Fundamental
Peak	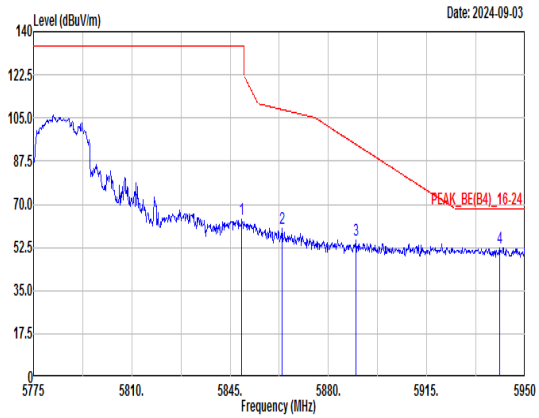 Freq Level Limit Line Margin Read Level Ant Factor Cable Loss Preamp Factor APos TPos Remark MHz dBuV/m dBuV/m dB dBuV dB/m dB dB cm deg 1 5849.20 63.72 134.20 -70.48 49.79 36.39 10.28 32.74 220 322 PEAK 2 5863.38 60.03 108.45 -48.42 46.06 36.41 10.31 32.75 220 322 PEAK 3 5889.80 55.37 94.25 -38.88 41.31 36.45 10.37 32.76 220 322 PEAK 4 5940.90 52.54 68.30 -15.76 38.33 36.52 10.47 32.78 220 322 PEAK	

Mode	118
	Band Edge - L
	U-NII-3_5.725-5.85_802.11be EHT80_CH155_Large RU 484+242 ④_5775MHz
ANT	CDD 14+15

Pol.	Vertical	Fundamental
Peak	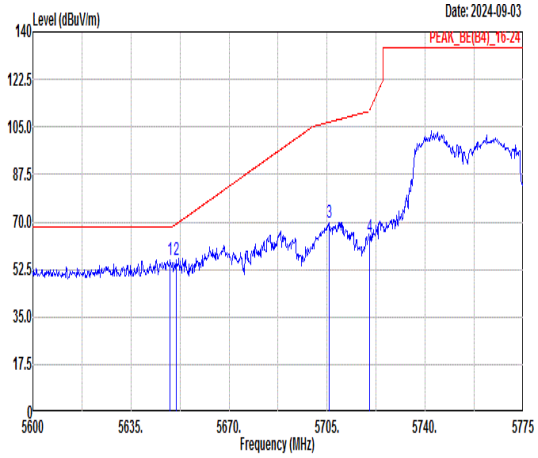 Freq Level Limit Line Margin (dB) Read Level Ant Factor Cable Loss Preamp Factor APos TPos Remark MHz dBuV/m dBuV/m dBuV dB/m dB dB cm deg 1 5649.00 56.03 68.30 -12.27 42.72 36.11 9.86 32.66 220 322 PEAK 2 5651.10 55.80 69.12 -13.32 42.49 36.11 9.86 32.66 220 322 PEAK 3 5705.88 69.72 106.85 -37.13 56.23 36.19 9.98 32.68 220 322 PEAK 4 5720.05 64.41 110.91 -46.50 50.88 36.21 10.01 32.69 220 322 PEAK	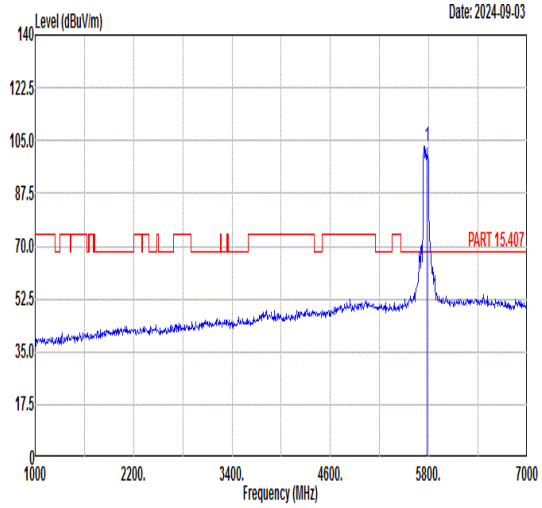 Freq Level Limit Line Margin (dB) Read Level Ant Factor Cable Loss Preamp Factor APos TPos Remark MHz dBuV/m dBuV/m dBuV dB/m dB dB cm deg 1 5775.00 103.25 ------ ------ 89.65 36.24 10.06 32.70 220 322 PEAK
Avg	Blank	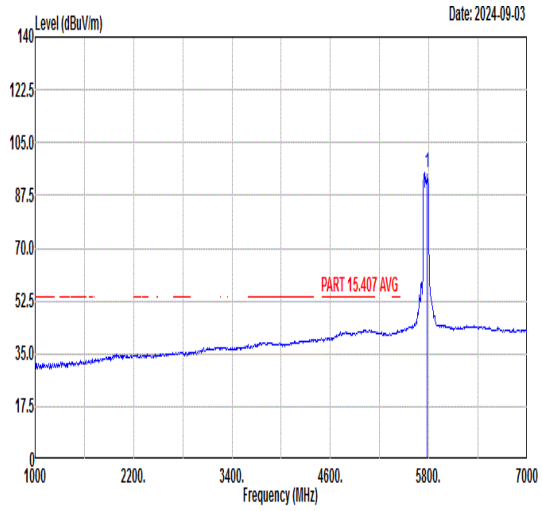 Freq Level Limit Line Margin (dB) Read Level Ant Factor Cable Loss Preamp Factor APos TPos Remark MHz dBuV/m dBuV/m dBuV dB/m dB dB cm deg 1 5775.00 94.97 ------ ------ 81.37 36.24 10.06 32.70 220 322 AVERAGE

Mode	118	
	Band Edge - R	
	U-NII-3_5.725-5.85_802.11be EHT80_CH155_Large RU 484+242 ❹_5775MHz	
ANT	CDD 14+15	
Pol.	Vertical	Fundamental
Peak	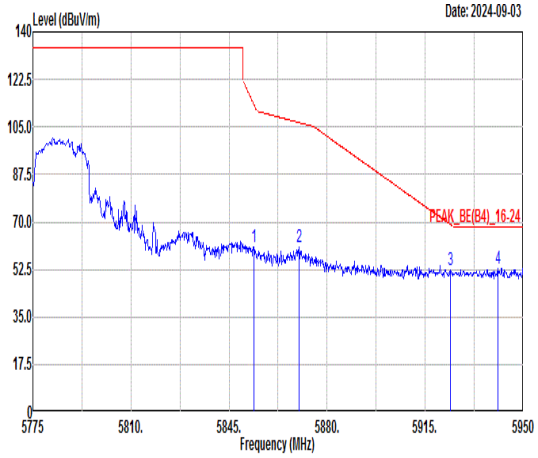 Freq Level Limit Line Margin (dB) Read Level Ant Factor Cable Loss Preamp Factor APos TPos Remark MHz dBuV/m dBuV/m dBuV dB/m dB dB cm deg 1 5853.75 60.82 113.65 -52.83 46.87 36.40 10.29 32.74 220 322 PEAK 2 5870.03 60.97 106.59 -45.62 46.98 36.42 10.32 32.75 220 322 PEAK 3 5923.93 52.08 69.09 -17.01 37.92 36.49 10.44 32.77 220 322 PEAK 4 5940.90 53.06 68.30 -15.24 38.85 36.52 10.47 32.78 220 322 PEAK	Blank

Mode	119	
	Band Edge - L	
	U-NII-1_5.15-5.25_802.11be EHT80_CH42_Puncturing 20M ④_5210MHz	
ANT	CDD 14+15	
Pol.	Horizontal	Fundamental
Peak	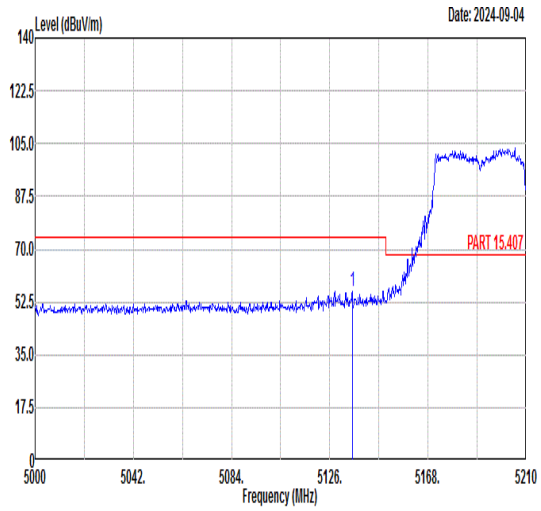 Freq Level Limit Line Margin (dB) Read Level Ant Factor Cable Loss Preamp Factor APos TPos Remark 1 5135.66 56.19 74.00 -17.81 44.23 36.12 8.51 32.67 265 49 PEAK	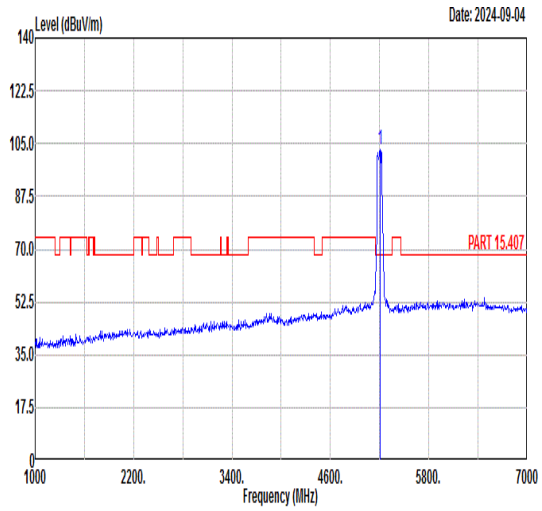 Freq Level Limit Line Margin (dB) Read Level Ant Factor Cable Loss Preamp Factor APos TPos Remark 1 5210.00 102.76 ------ ------ 90.70 36.08 8.64 32.66 265 49 PEAK
Avg	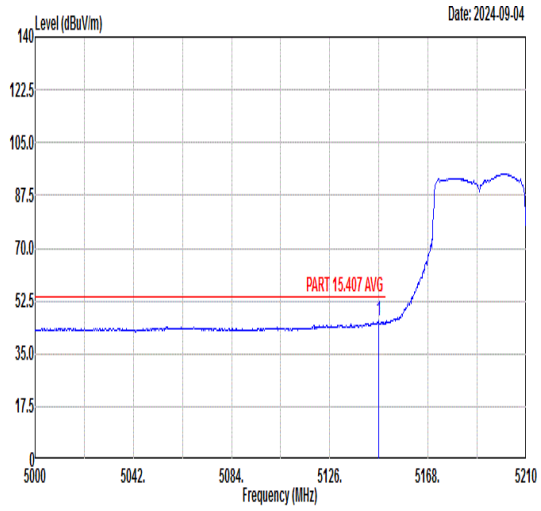 Freq Level Limit Line Margin (dB) Read Level Ant Factor Cable Loss Preamp Factor APos TPos Remark 1 5146.79 45.86 54.00 -8.14 33.89 36.11 8.53 32.67 265 49 AVERAGE	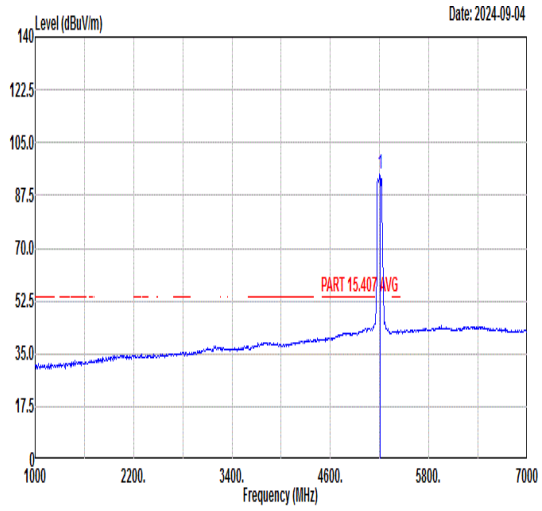 Freq Level Limit Line Margin (dB) Read Level Ant Factor Cable Loss Preamp Factor APos TPos Remark 1 5210.00 94.38 ------ ------ 82.33 36.08 8.63 32.66 265 49 AVERAGE

Mode	119	
	Band Edge - R	
	U-NII-1_5.15-5.25_802.11be EHT80_CH42_Puncturing 20M ❹_5210MHz	
ANT	CDD 14+15	
Pol.	Horizontal	Fundamental
Peak	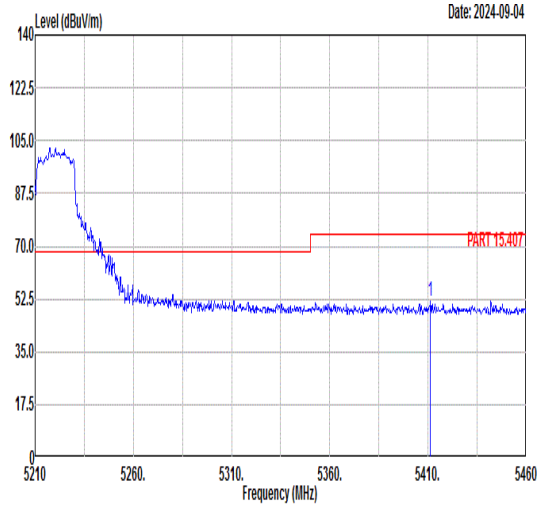 Freq Level Limit Line Margin (dB) Read Level Ant Factor Cable Loss Preamp Factor APos TPos Remark MHz dBuV/m dBuV/m dBuV dB/m dB dB cm deg 1 5411.25 51.84 74.00 -22.16 38.85 35.95 9.66 32.62 265 49 PEAK	Blank
Avg	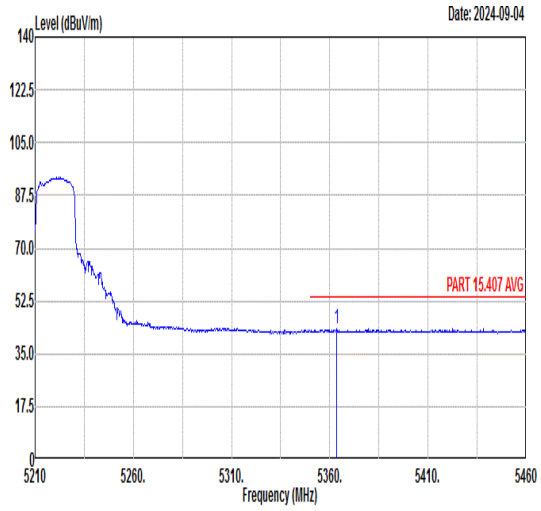 Freq Level Limit Line Margin (dB) Read Level Ant Factor Cable Loss Preamp Factor APos TPos Remark MHz dBuV/m dBuV/m dBuV dB/m dB dB cm deg 1 5363.50 43.39 54.00 -10.61 30.61 35.98 9.43 32.63 265 49 AVERAGE	Blank

Mode	119	
	Band Edge - L	
	U-NII-1_5.15-5.25_802.11be EHT80_CH42_Puncturing 20M ❶_5210MHz	
ANT	CDD 14+15	
Pol.	Vertical	Fundamental
Peak	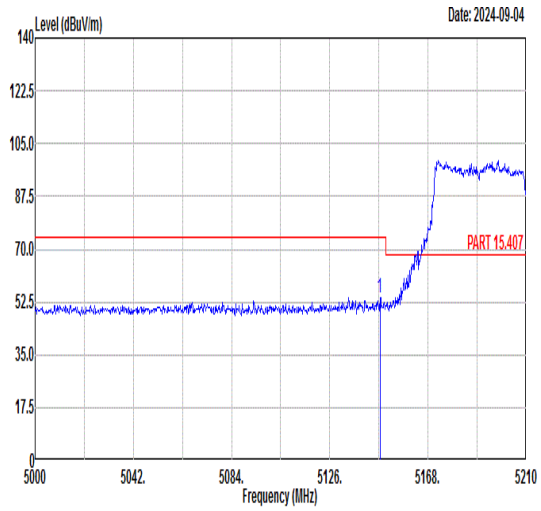 Freq Level Limit Line Margin (dB) Read Level Ant Factor Cable Loss Preamp Factor APos TPos Remark MHz dBuV/m dBuV/m dBuV dB/m dB dB cm deg 1 5147.42 54.10 74.00 -19.90 42.13 36.11 8.53 32.67 100 90 PEAK	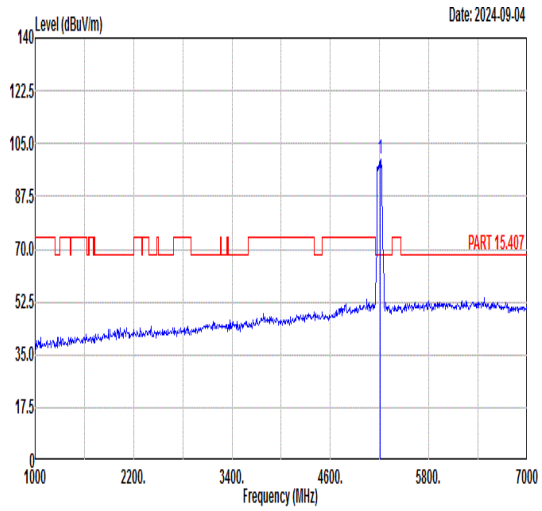 Freq Level Limit Line Margin (dB) Read Level Ant Factor Cable Loss Preamp Factor APos TPos Remark MHz dBuV/m dBuV/m dBuV dB/m dB dB cm deg 1 5210.00 99.82 ------ ------ 87.73 36.07 8.68 32.66 100 90 PEAK
Avg	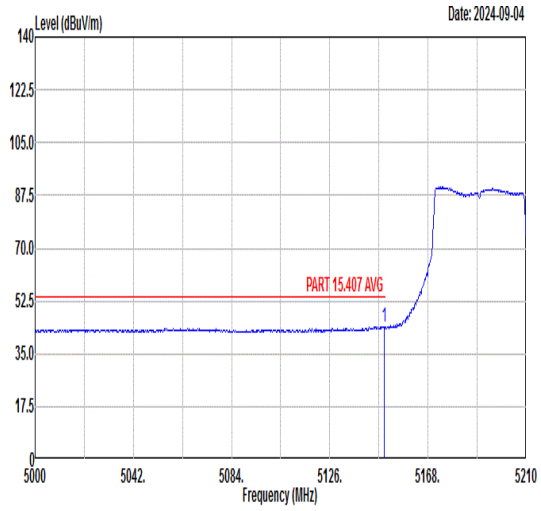 Freq Level Limit Line Margin (dB) Read Level Ant Factor Cable Loss Preamp Factor APos TPos Remark MHz dBuV/m dBuV/m dBuV dB/m dB dB cm deg 1 5149.31 43.79 54.00 -10.21 31.82 36.11 8.53 32.67 100 90 AVERAGE	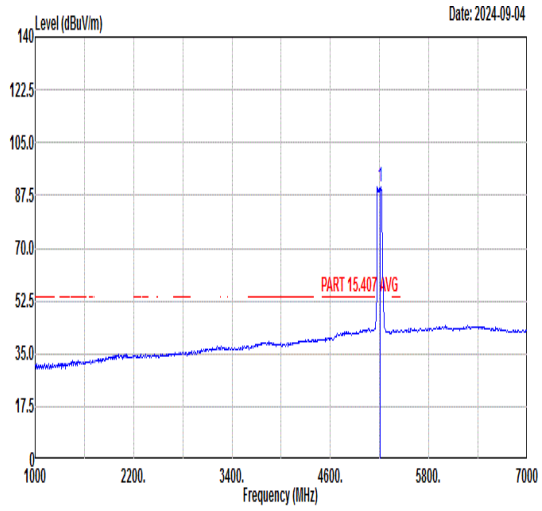 Freq Level Limit Line Margin (dB) Read Level Ant Factor Cable Loss Preamp Factor APos TPos Remark MHz dBuV/m dBuV/m dBuV dB/m dB dB cm deg 1 5210.00 90.16 ------ ------ 78.16 36.10 8.57 32.67 100 90 AVERAGE

Mode	119	
	Band Edge - R	
	U-NII-1_5.15-5.25_802.11be EHT80_CH42_Puncturing 20M ④_5210MHz	
ANT	CDD 14+15	
Pol.	Vertical	Fundamental
Peak	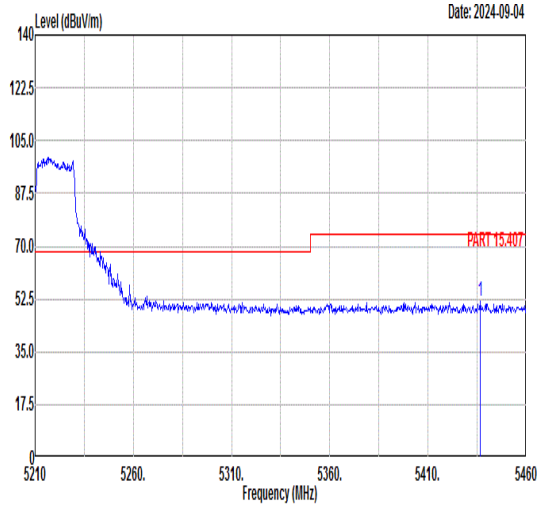 Freq Level Limit Line Margin (dB) Read Level Ant Factor Cable Loss Preamp Factor APos TPos Remark MHz dBuV/m dBuV/m dBuV dB/m dB dB cm deg 1 5436.50 51.61 74.00 -22.39 38.60 35.94 9.68 32.61 100 90 PEAK	Blank
Avg	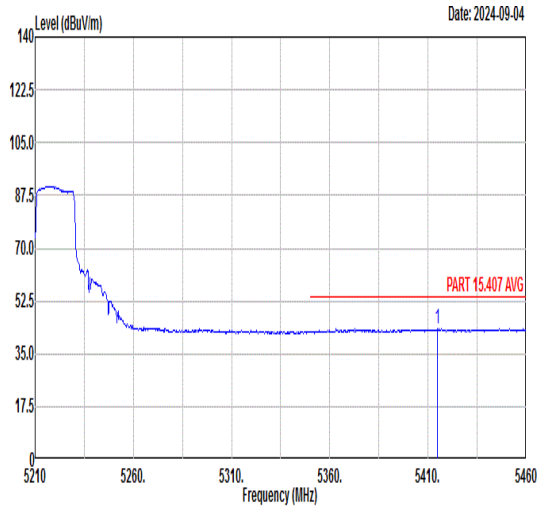 Freq Level Limit Line Margin (dB) Read Level Ant Factor Cable Loss Preamp Factor APos TPos Remark MHz dBuV/m dBuV/m dBuV dB/m dB dB cm deg 1 5414.75 43.31 54.00 -10.69 30.32 35.95 9.66 32.62 100 90 AVERAGE	Blank

Mode	120	
	Band Edge - L	
	U-NII-2A_5.25-5.35_802.11be EHT80_CH58_Puncturing 20M ❶ _5290MHz	
ANT	CDD 14+15	
Pol.	Horizontal	Fundamental
Peak	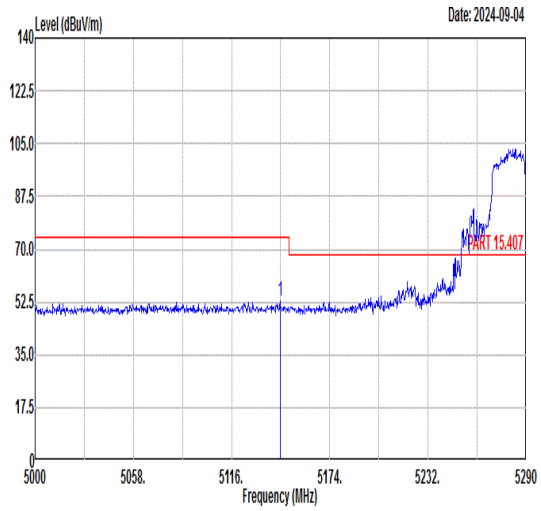 Freq Level Limit Line Margin (dB) Read Level Ant Factor Cable Loss Preamp Factor APos TPos Remark MHz dBuV/m dBuV/m dBuV dB/m dB dB cm deg 1 5144.71 52.74 74.00 -21.26 40.77 36.11 8.53 32.67 100 214 PEAK	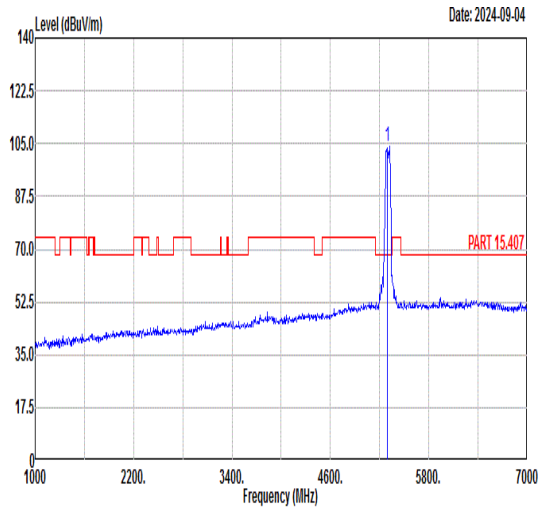 Freq Level Limit Line Margin (dB) Read Level Ant Factor Cable Loss Preamp Factor APos TPos Remark MHz dBuV/m dBuV/m dBuV dB/m dB dB cm deg 1 5290.00 104.15 ------ ------ 91.57 36.01 9.21 32.64 100 214 PEAK
Avg	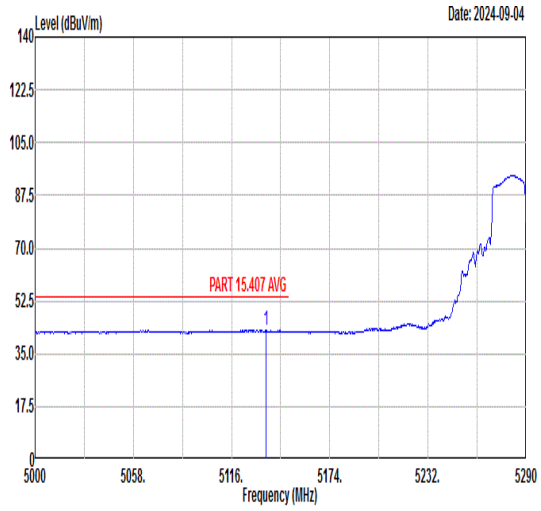 Freq Level Limit Line Margin (dB) Read Level Ant Factor Cable Loss Preamp Factor APos TPos Remark MHz dBuV/m dBuV/m dBuV dB/m dB dB cm deg 1 5136.30 42.92 54.00 -11.08 30.96 36.12 8.51 32.67 100 214 AVERAGE	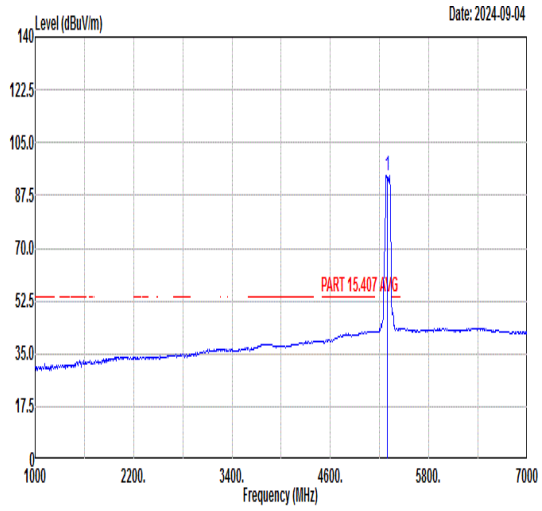 Freq Level Limit Line Margin (dB) Read Level Ant Factor Cable Loss Preamp Factor APos TPos Remark MHz dBuV/m dBuV/m dBuV dB/m dB dB cm deg 1 5290.00 94.06 ------ ------ 81.65 36.03 9.02 32.64 100 214 AVERAGE