Mode	46	
	Band Edge - L	
	U-NII-1_5.15-5.25_802.11ax HE80_CH42_Full RU_5210MHz	
ANT	CDD 14+15	
Pol.	Horizontal	Fundamental
Peak	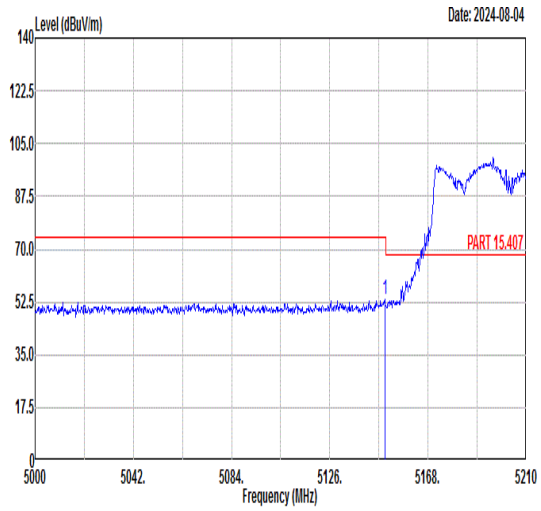 Freq Level Limit Line Margin (dB) Read Level Ant Factor Cable Loss Preamp Factor APos TPos Remark MHz dBuV/m dBuV/m dBuV dB/m dB dB cm deg 1 5149.52 53.48 74.00 -20.52 41.51 36.11 8.53 32.67 200 304 PEAK	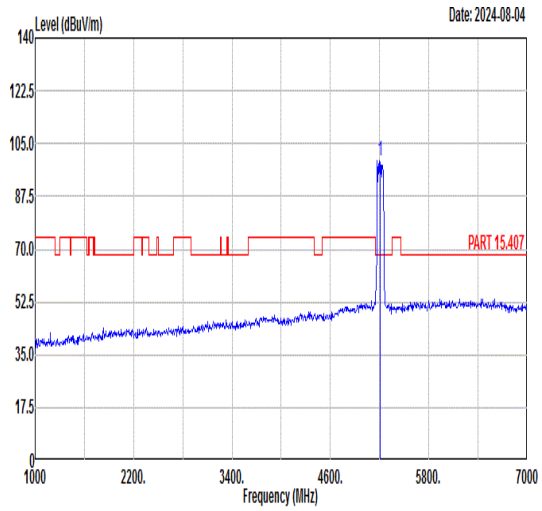 Freq Level Limit Line Margin (dB) Read Level Ant Factor Cable Loss Preamp Factor APos TPos Remark MHz dBuV/m dBuV/m dBuV dB/m dB dB cm deg 1 5210.00 99.50 ------ ------ 87.50 36.10 8.57 32.67 200 304 PEAK
Avg	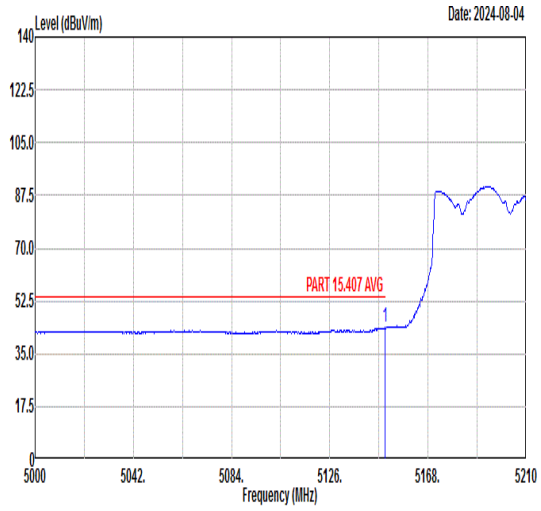 Freq Level Limit Line Margin (dB) Read Level Ant Factor Cable Loss Preamp Factor APos TPos Remark MHz dBuV/m dBuV/m dBuV dB/m dB dB cm deg 1 5149.52 43.61 54.00 -10.39 31.64 36.11 8.53 32.67 200 304 AVERAGE	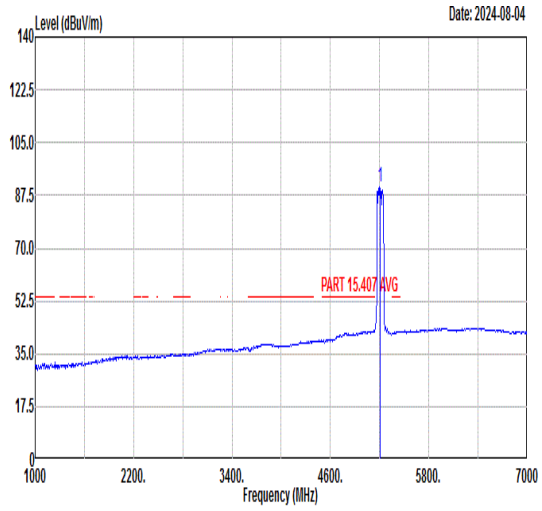 Freq Level Limit Line Margin (dB) Read Level Ant Factor Cable Loss Preamp Factor APos TPos Remark MHz dBuV/m dBuV/m dBuV dB/m dB dB cm deg 1 5210.00 90.09 ------ ------ 78.05 36.08 8.62 32.66 200 304 AVERAGE

Mode	46	
	Band Edge - R	
	U-NII-1_5.15-5.25_802.11ax HE80_CH42_Full RU_5210MHz	
ANT	CDD 14+15	
Pol.	Horizontal	Fundamental
Peak	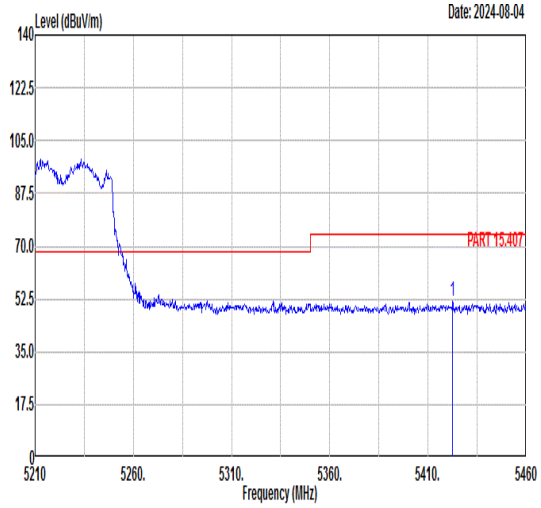 Freq Level Limit Line Margin (dB) Read Level Ant Factor Cable Loss Preamp Factor APos TPos Remark MHz dBuV/m dBuV/m dBuV dB/m dB dB cm deg 1 5422.50 51.59 74.00 -22.41 38.59 35.95 9.67 32.62 200 304 PEAK	Blank
Avg	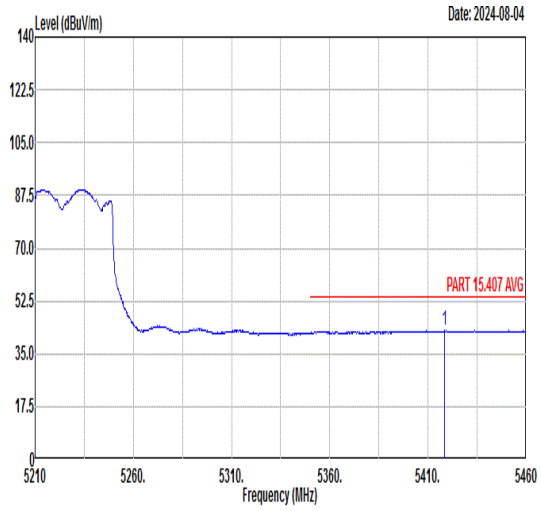 Freq Level Limit Line Margin (dB) Read Level Ant Factor Cable Loss Preamp Factor APos TPos Remark MHz dBuV/m dBuV/m dBuV dB/m dB dB cm deg 1 5418.25 42.84 54.00 -11.16 29.84 35.95 9.67 32.62 200 304 AVERAGE	Blank

Mode	46	
	Band Edge - L	
	U-NII-1_5.15-5.25_802.11ax HE80_CH42_Full RU_5210MHz	
ANT	CDD 14+15	
Pol.	Vertical	Fundamental
Peak	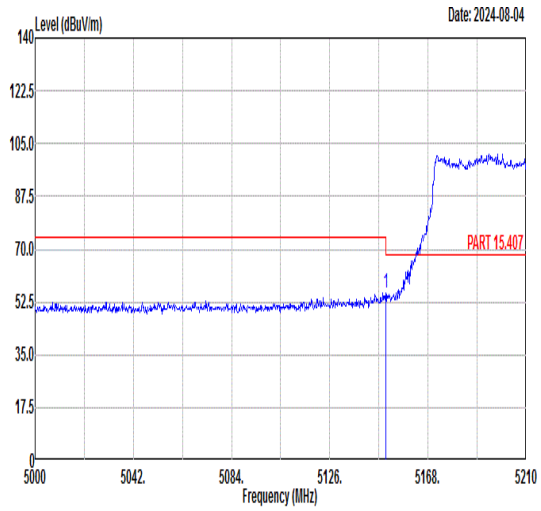 Freq Level Limit Line Margin (dB) Read Level Ant Factor Cable Loss Preamp Factor APos TPos Remark MHz dBuV/m dBuV/m dBuV dB/m dB dB cm deg 1 5149.94 55.41 74.00 -18.59 43.43 36.11 8.54 32.67 298 289 PEAK	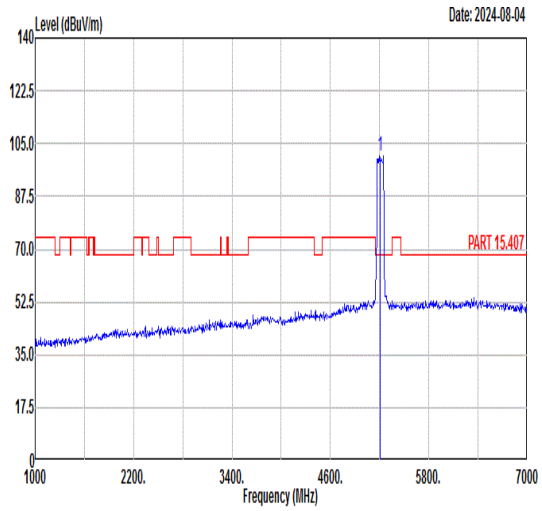 Freq Level Limit Line Margin (dB) Read Level Ant Factor Cable Loss Preamp Factor APos TPos Remark MHz dBuV/m dBuV/m dBuV dB/m dB dB cm deg 1 5210.00 100.95 ------ ------ 88.71 36.05 8.84 32.65 298 289 PEAK
Avg	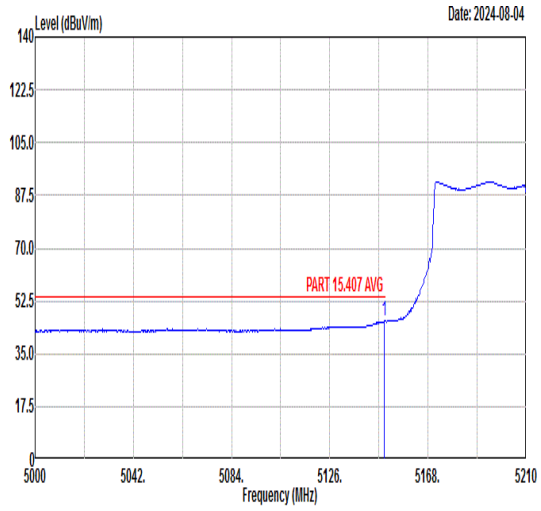 Freq Level Limit Line Margin (dB) Read Level Ant Factor Cable Loss Preamp Factor APos TPos Remark MHz dBuV/m dBuV/m dBuV dB/m dB dB cm deg 1 5149.31 45.83 54.00 -8.17 33.86 36.11 8.53 32.67 298 289 AVERAGE	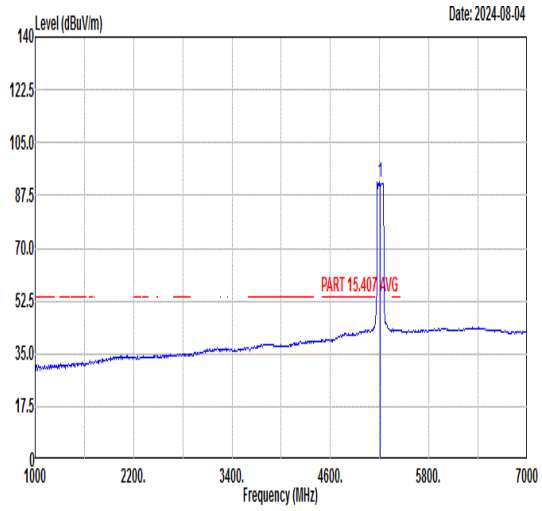 Freq Level Limit Line Margin (dB) Read Level Ant Factor Cable Loss Preamp Factor APos TPos Remark MHz dBuV/m dBuV/m dBuV dB/m dB dB cm deg 1 5210.00 91.79 ------ ------ 79.75 36.08 8.62 32.66 298 289 AVERAGE

Mode	46	
	Band Edge - R	
	U-NII-1_5.15-5.25_802.11ax HE80_CH42_Full RU_5210MHz	
ANT	CDD 14+15	
Pol.	Vertical	Fundamental
Peak	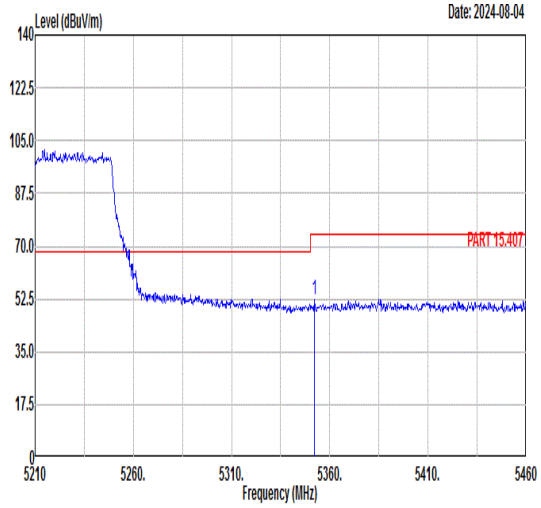 Freq Level Limit Line Margin (dB) Read Level Ant Factor Cable Loss Preamp Factor APos TPos Remark MHz dBuV/m dBuV/m dBuV dB/m dB dB cm deg 1 5352.00 52.36 74.00 -21.64 39.62 35.99 9.38 32.63 298 289 PEAK	Blank
Avg	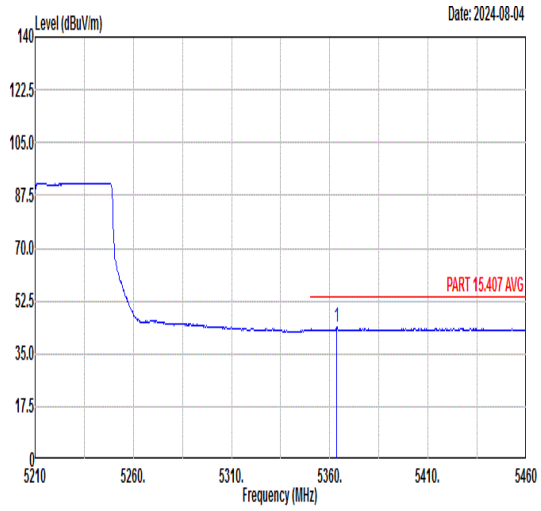 Freq Level Limit Line Margin (dB) Read Level Ant Factor Cable Loss Preamp Factor APos TPos Remark MHz dBuV/m dBuV/m dBuV dB/m dB dB cm deg 1 5363.50 43.75 54.00 -10.25 30.97 35.98 9.43 32.63 298 289 AVERAGE	Blank

Mode	47	
	Band Edge - L	
	U-NII-2A_5.25-5.35_802.11ax HE80_CH58_Full RU_5290MHz	
ANT	CDD 14+15	
Pol.	Horizontal	Fundamental
Peak	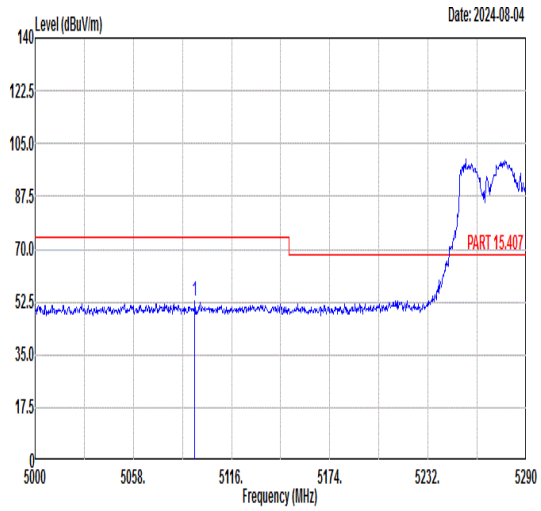 Freq Level Limit Line Margin (dB) Read Level Ant Factor Cable Loss Preamp Factor APos TPos Remark MHz dBuV/m dBuV/m dBuV dB/m dB dB cm deg 1 5094.25 52.84 74.00 -21.16 40.95 36.14 8.43 32.68 100 356 PEAK	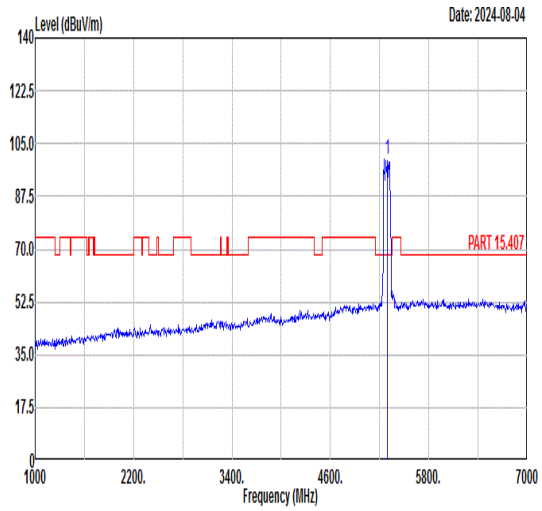 Freq Level Limit Line Margin (dB) Read Level Ant Factor Cable Loss Preamp Factor APos TPos Remark MHz dBuV/m dBuV/m dBuV dB/m dB dB cm deg 1 5290.00 99.63 ------ ------ 87.36 36.05 8.87 32.65 100 356 PEAK
Avg	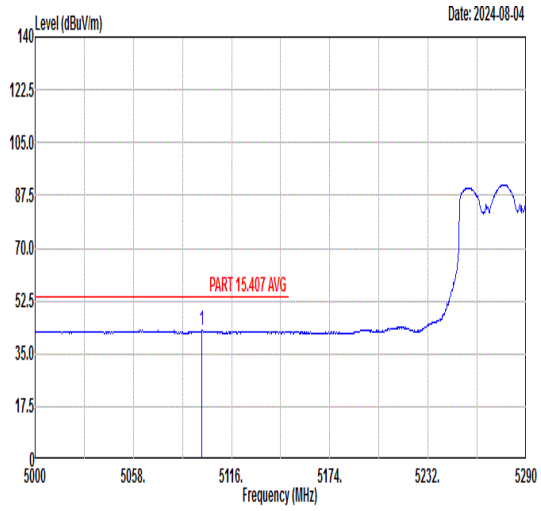 Freq Level Limit Line Margin (dB) Read Level Ant Factor Cable Loss Preamp Factor APos TPos Remark MHz dBuV/m dBuV/m dBuV dB/m dB dB cm deg 1 5098.60 42.68 54.00 -11.32 30.78 36.14 8.44 32.68 100 356 AVERAGE	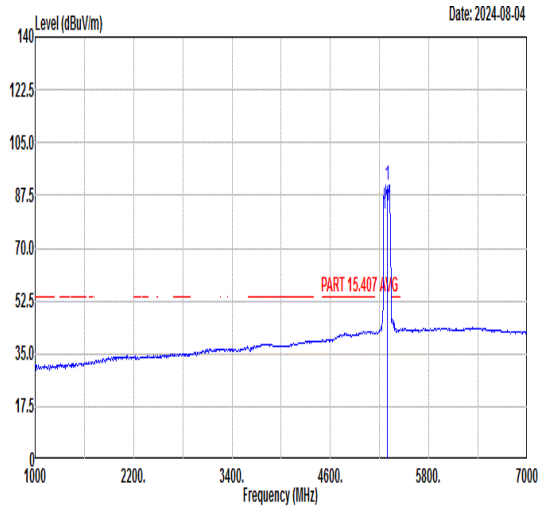 Freq Level Limit Line Margin (dB) Read Level Ant Factor Cable Loss Preamp Factor APos TPos Remark MHz dBuV/m dBuV/m dBuV dB/m dB dB cm deg 1 5290.00 90.80 ------ ------ 78.42 36.03 8.99 32.64 100 356 AVERAGE

Mode	47	
	Band Edge - R	
	U-NII-2A_5.25-5.35_802.11ax HE80_CH58_Full RU_5290MHz	
ANT	CDD 14+15	
Pol.	Horizontal	Fundamental
Peak	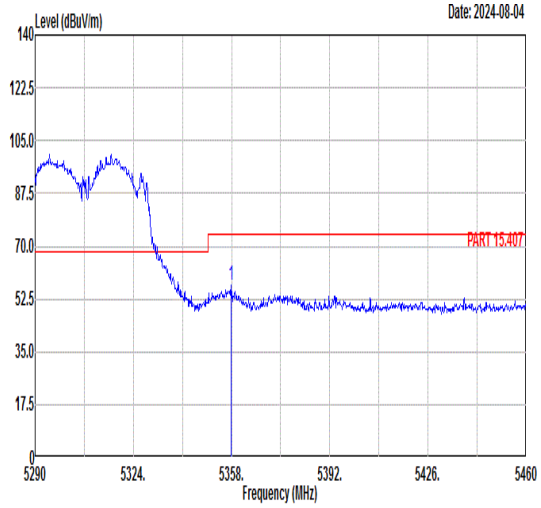 Freq Level Limit Line Margin (dB) Read Level Ant Factor Cable Loss Preamp Factor APos TPos Remark MHz dBuV/m dBuV/m dBuV dB/m dB dB cm deg 1 5357.83 56.83 74.00 -17.17 44.06 35.99 9.41 32.63 100 356 PEAK	Blank
Avg	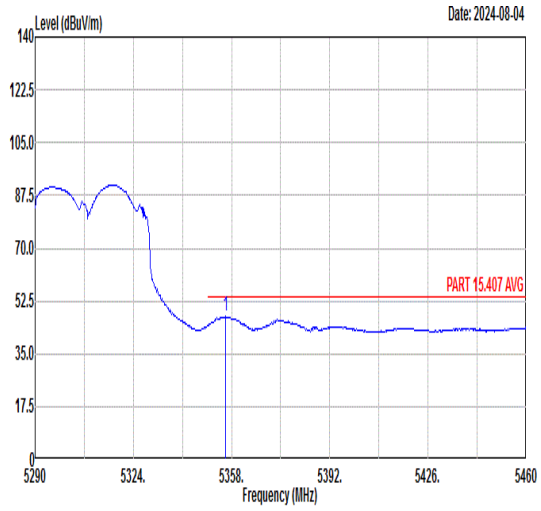 Freq Level Limit Line Margin (dB) Read Level Ant Factor Cable Loss Preamp Factor APos TPos Remark MHz dBuV/m dBuV/m dBuV dB/m dB dB cm deg 1 5355.96 47.33 54.00 -6.67 34.57 35.99 9.40 32.63 100 356 AVERAGE	Blank

Mode	47	
	Band Edge - L	
	U-NII-2A_5.25-5.35_802.11ax HE80_CH58_Full RU_5290MHz	
ANT	CDD 14+15	
Pol.	Vertical	Fundamental
Peak	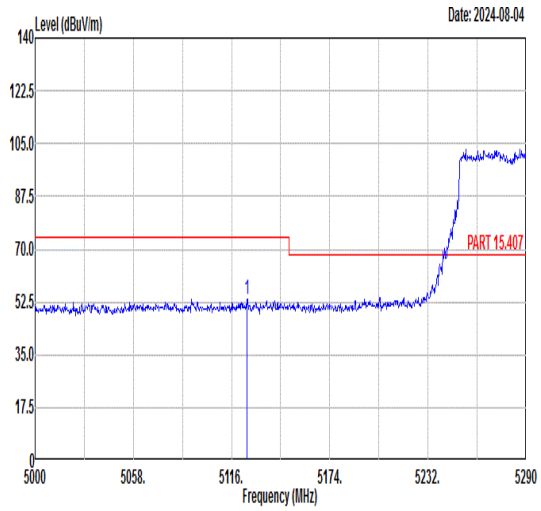 Freq Level Limit Line Margin (dB) Read Level Ant Factor Cable Loss Preamp Factor APos TPos Remark 1 5125.28 53.44 74.00 -20.56 41.50 36.12 8.49 32.67 300 288 PEAK	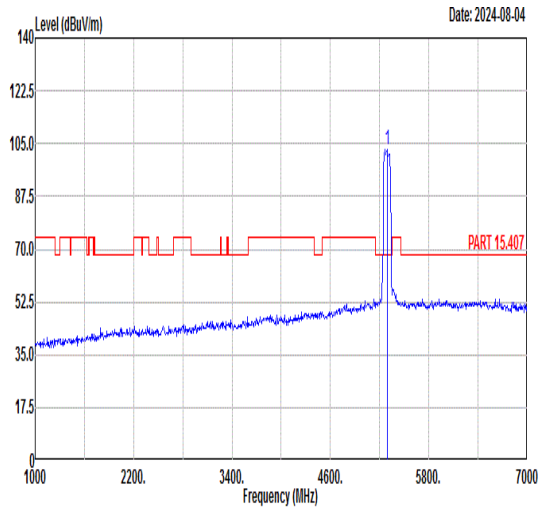 Freq Level Limit Line Margin (dB) Read Level Ant Factor Cable Loss Preamp Factor APos TPos Remark 1 5290.00 103.27 ------ ------ 90.83 36.03 9.05 32.64 300 288 PEAK
Avg	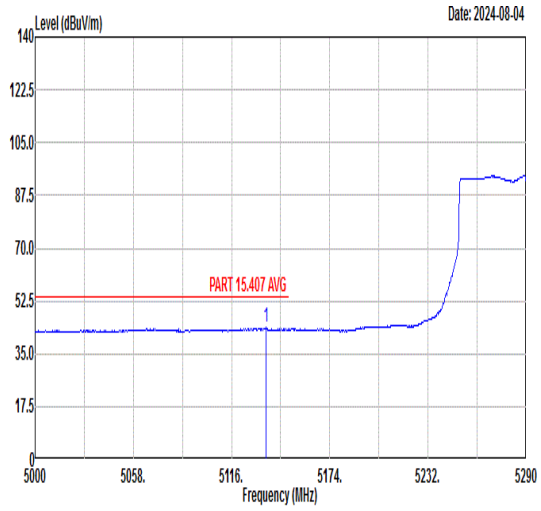 Freq Level Limit Line Margin (dB) Read Level Ant Factor Cable Loss Preamp Factor APos TPos Remark 1 5136.30 43.59 54.00 -10.41 31.63 36.12 8.51 32.67 300 288 AVERAGE	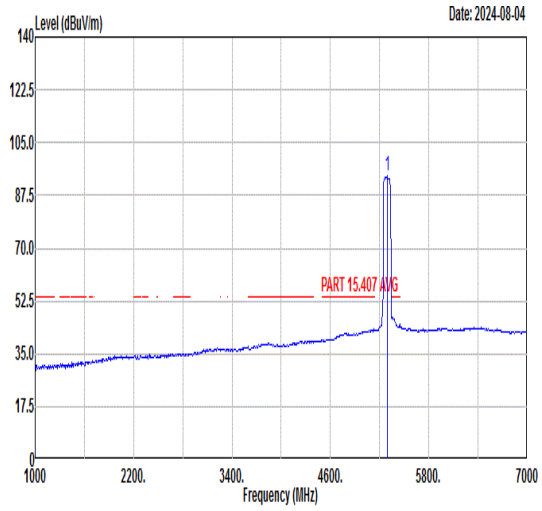 Freq Level Limit Line Margin (dB) Read Level Ant Factor Cable Loss Preamp Factor APos TPos Remark 1 5290.00 94.15 ------ ------ 81.71 36.03 9.05 32.64 300 288 AVERAGE

Mode	47	
	Band Edge - R	
	U-NII-2A_5.25-5.35_802.11ax HE80_CH58_Full RU_5290MHz	
ANT	CDD 14+15	
Pol.	Vertical	Fundamental
Peak	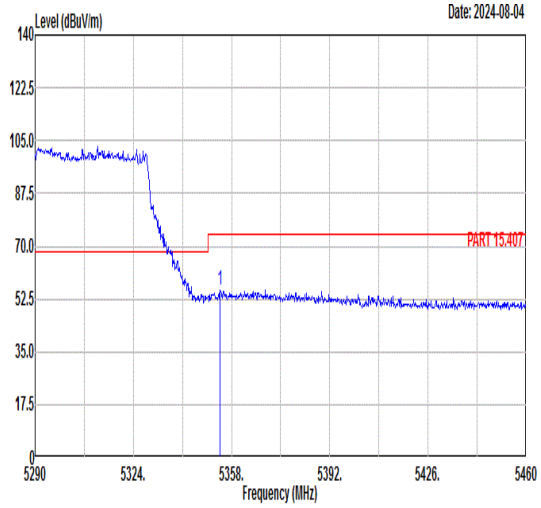 Freq Level Limit Line Margin (dB) Read Level Ant Factor Cable Loss Preamp Factor APos TPos Remark MHz dBuV/m dBuV/m dBuV dB/m dB dB cm deg 1 5354.09 55.46 74.00 -18.54 42.71 35.99 9.39 32.63 300 288 PEAK	Blank
Avg	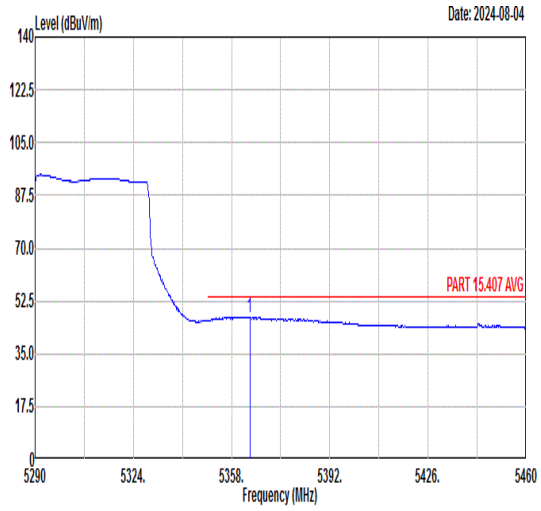 Freq Level Limit Line Margin (dB) Read Level Ant Factor Cable Loss Preamp Factor APos TPos Remark MHz dBuV/m dBuV/m dBuV dB/m dB dB cm deg 1 5364.29 47.26 54.00 -6.74 34.47 35.98 9.44 32.63 300 288 AVERAGE	Blank

Mode	48	
	Band Edge - L	
	U-NII-2C_5.47-5.725_802.11ax HE80_CH106_Full RU_5530MHz	
ANT	CDD 14+15	
Pol.	Horizontal	Fundamental
Peak	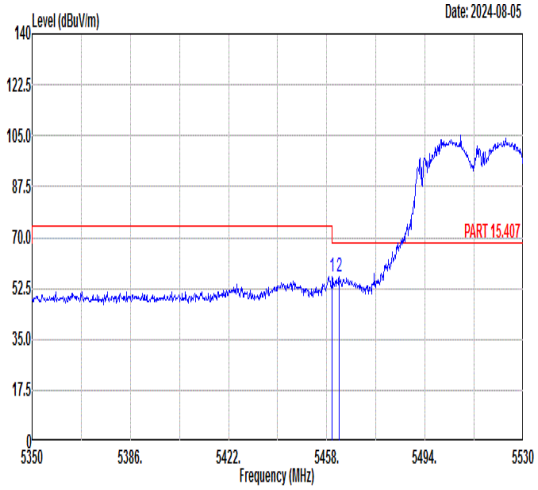 Freq Level Limit Line Margin (dB) Read Level Ant Factor Cable Loss Preamp Factor APos TPos Remark 1 5459.98 56.38 74.00 -17.62 43.38 35.92 9.69 32.61 101 14 PEAK 2 5462.50 56.31 68.30 -11.99 43.31 35.92 9.69 32.61 101 14 PEAK	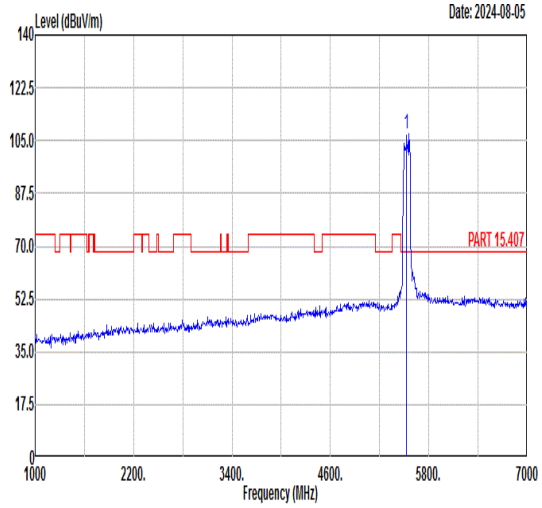 Freq Level Limit Line Margin (dB) Read Level Ant Factor Cable Loss Preamp Factor APos TPos Remark 1 5530.00 107.25 ------ ------ 94.15 35.98 9.74 32.62 101 14 PEAK
Avg	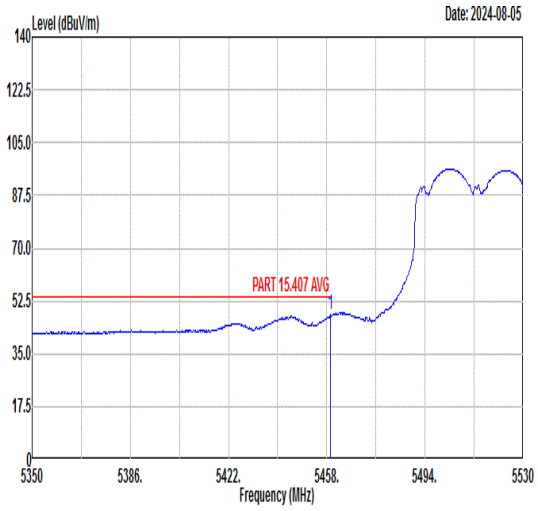 Freq Level Limit Line Margin (dB) Read Level Ant Factor Cable Loss Preamp Factor APos TPos Remark 1 5459.26 47.85 54.00 -6.15 34.85 35.92 9.69 32.61 101 14 AVERAGE	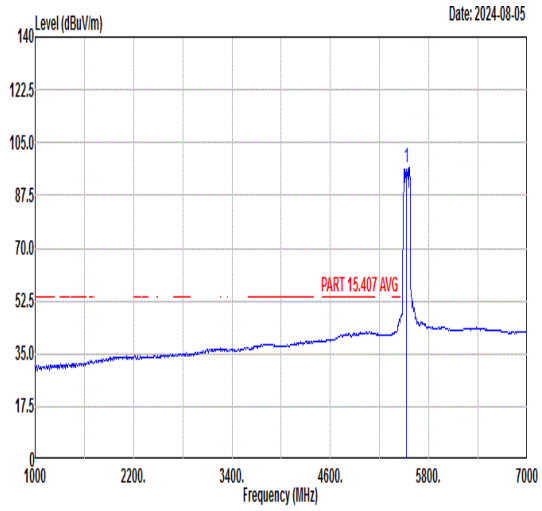 Freq Level Limit Line Margin (dB) Read Level Ant Factor Cable Loss Preamp Factor APos TPos Remark 1 5530.00 96.65 ------ ------ 83.55 35.99 9.74 32.63 101 14 AVERAGE

Mode	48	
	Band Edge - R	
	U-NII-2C_5.47-5.725_802.11ax HE80_CH106_Full RU_5530MHz	
ANT	CDD 14+15	
Pol.	Horizontal	Fundamental
Peak	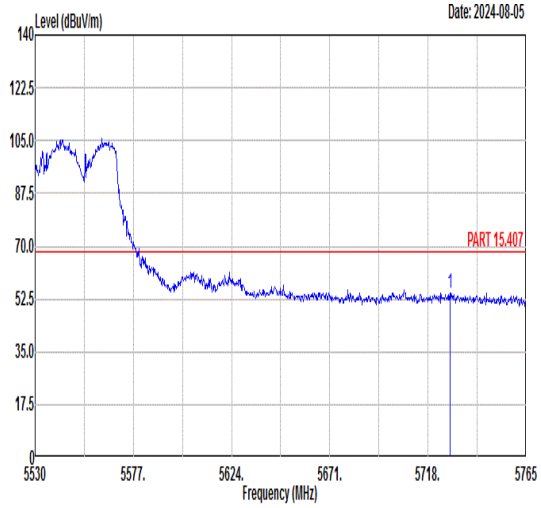 Freq Level Limit Line Margin (dB) Read Level Ant Factor Cable Loss Preamp Factor APos TPos Remark MHz dBuV/m dBuV/m dBuV dB/m dB dB cm deg 1 5728.58 54.38 68.30 -13.92 40.82 36.22 10.03 32.69 101 14 PEAK	Blank

Mode	48	
	Band Edge - L	
	U-NII-2C_5.47-5.725_802.11ax HE80_CH106_Full RU_5530MHz	
ANT	CDD 14+15	
Pol.	Vertical	Fundamental
Peak	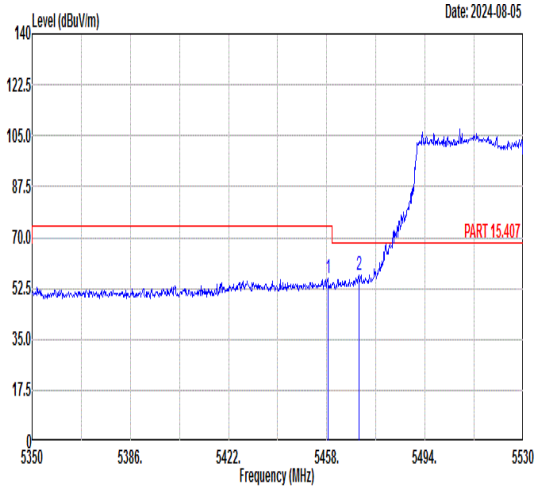 Freq Level Limit Line Margin (dB) Read Level Ant Factor Cable Loss Preamp Factor APos TPos Remark 1 5458.36 56.15 74.00 -17.85 43.15 35.92 9.69 32.61 279 280 PEAK 2 5469.70 57.32 68.30 -10.98 44.32 35.92 9.69 32.61 279 280 PEAK	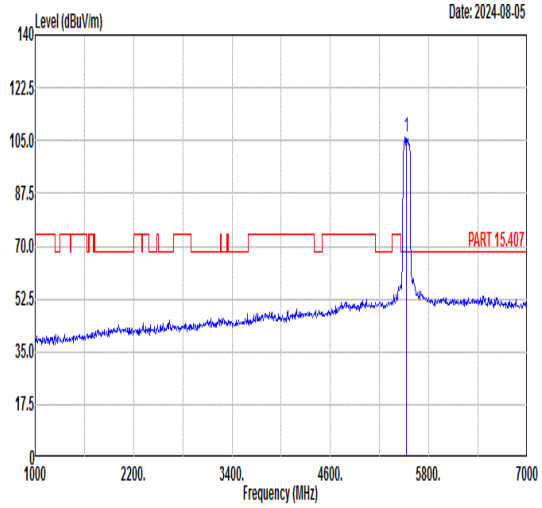 Freq Level Limit Line Margin (dB) Read Level Ant Factor Cable Loss Preamp Factor APos TPos Remark 1 5530.00 106.14 ------ ------ 93.11 35.92 9.71 32.60 279 280 PEAK
Avg	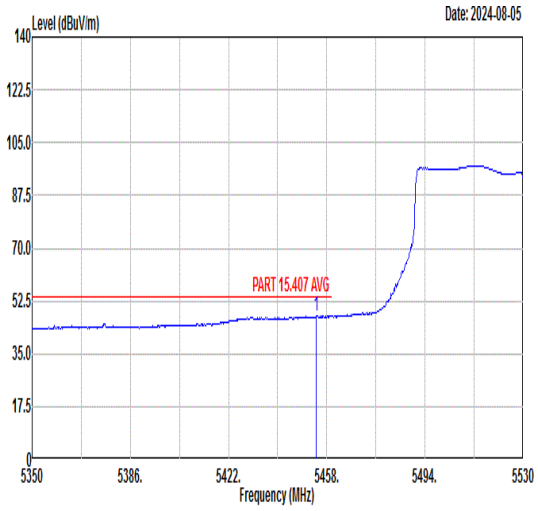 Freq Level Limit Line Margin (dB) Read Level Ant Factor Cable Loss Preamp Factor APos TPos Remark 1 5454.22 47.53 54.00 -6.47 34.53 35.93 9.68 32.61 279 280 AVERAGE	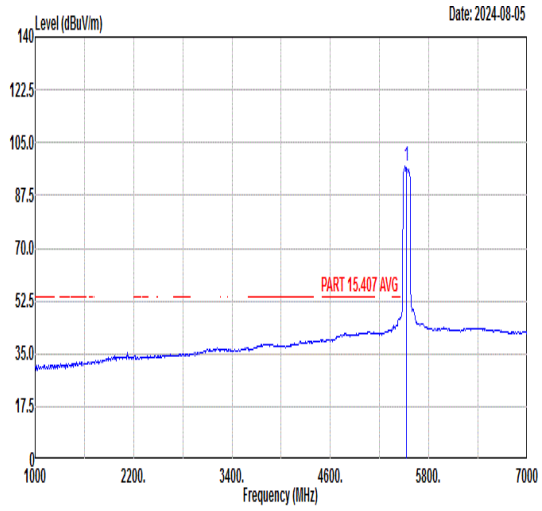 Freq Level Limit Line Margin (dB) Read Level Ant Factor Cable Loss Preamp Factor APos TPos Remark 1 5530.00 97.25 ------ ------ 84.22 35.92 9.71 32.60 279 280 AVERAGE

Mode	48	
	Band Edge - R	
	U-NII-2C_5.47-5.725_802.11ax HE80_CH106_Full RU_5530MHz	
ANT	CDD 14+15	
Pol.	Vertical	Fundamental
Peak	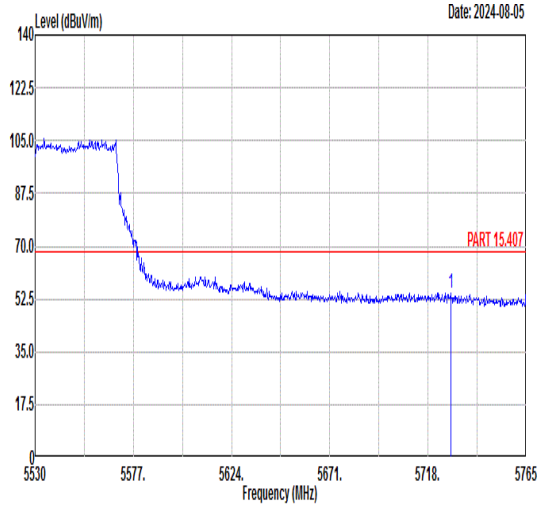 Freq Level Limit Line Margin (dB) Read Level Ant Factor Cable Loss Preamp Factor APos TPos Remark MHz dBuV/m dBuV/m dBuV dB/m dB dB cm deg 1 5728.81 54.37 68.30 -13.93 40.81 36.22 10.03 32.69 279 280 PEAK	Blank

Mode	49	
	Band Edge - L	
	U-NII-2C_5.47-5.725_802.11ax HE80_CH122_Full RU_5610MHz	
ANT	CDD 14+15	
Pol.	Horizontal	Fundamental
Peak	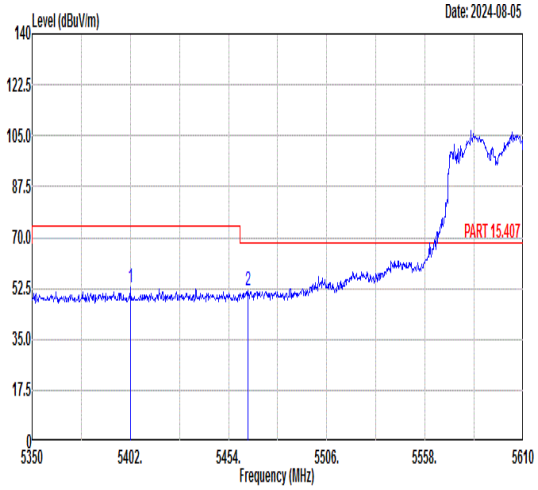 Freq Level Limit Line Margin (dB) Read Level Ant Factor Cable Loss Preamp Factor APos TPos Remark MHz dBuV/m dBuV/m dBuV dB/m dB dB cm deg 1 5402.00 52.68 74.00 -21.32 39.71 35.96 9.63 32.62 100 18 PEAK 2 5464.40 51.66 68.30 -16.64 38.66 35.92 9.69 32.61 100 18 PEAK	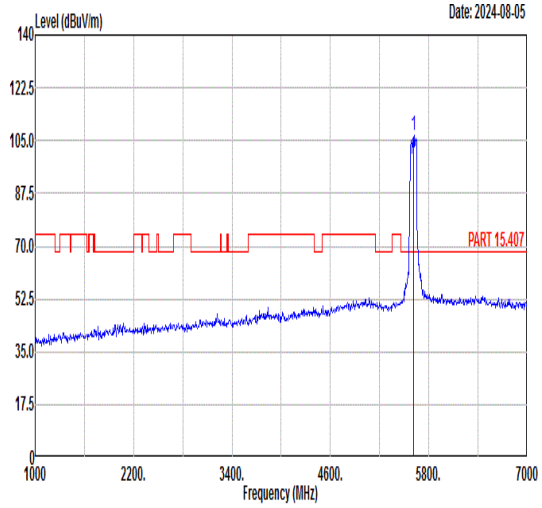 Freq Level Limit Line Margin (dB) Read Level Ant Factor Cable Loss Preamp Factor APos TPos Remark MHz dBuV/m dBuV/m dBuV dB/m dB dB cm deg 1 5610.00 106.83 ------ ------ 93.59 36.08 9.81 32.65 100 18 PEAK
Avg	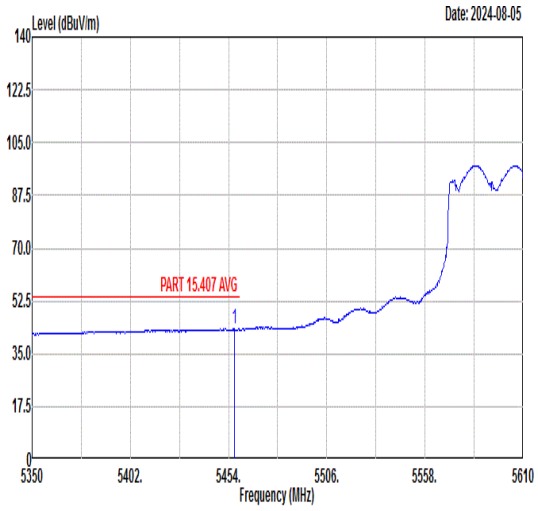 Freq Level Limit Line Margin (dB) Read Level Ant Factor Cable Loss Preamp Factor APos TPos Remark MHz dBuV/m dBuV/m dBuV dB/m dB dB cm deg 1 5457.12 43.24 54.00 -10.76 30.23 35.93 9.69 32.61 100 18 AVERAGE	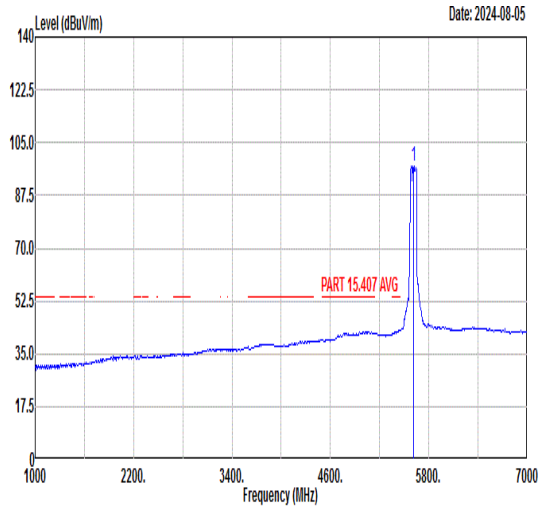 Freq Level Limit Line Margin (dB) Read Level Ant Factor Cable Loss Preamp Factor APos TPos Remark MHz dBuV/m dBuV/m dBuV dB/m dB dB cm deg 1 5610.00 97.46 ------ ------ 84.22 36.08 9.81 32.65 100 18 AVERAGE

Mode	49	
	Band Edge - R	
	U-NII-2C_5.47-5.725_802.11ax HE80_CH122_Full RU_5610MHz	
ANT	CDD 14+15	
Pol.	Horizontal	Fundamental
Peak	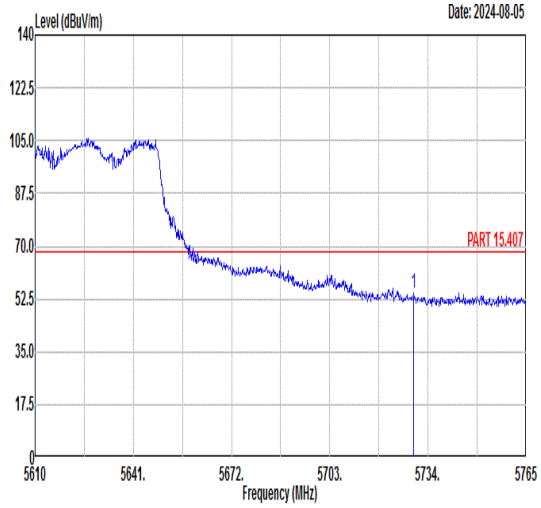 Freq Level Limit Line Margin (dB) Read Level Ant Factor Cable Loss Preamp Factor APos TPos Remark MHz dBuV/m dBuV/m dBuV dB/m dB dB cm deg 1 5729.51 54.25 68.30 -14.05 40.69 36.22 10.03 32.69 100 18 PEAK	Blank

Mode	49	
	Band Edge - L	
	U-NII-2C_5.47-5.725_802.11ax HE80_CH122_Full RU_5610MHz	
ANT	CDD 14+15	
Pol.	Vertical	Fundamental
Peak	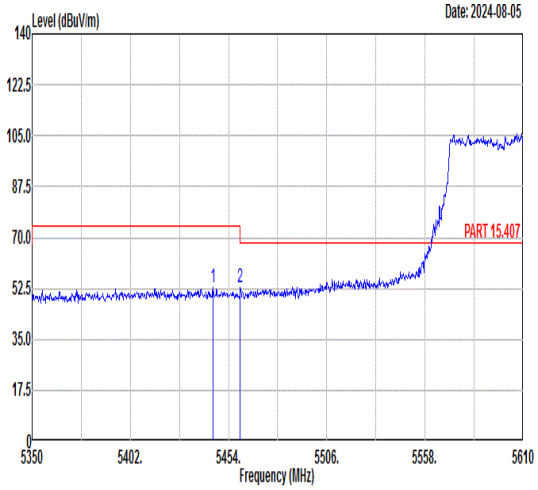 Freq Level Limit Line Margin (dB) Read Level Ant Factor Cable Loss Preamp Factor APos TPos Remark 1 5445.94 53.03 74.00 -20.97 40.03 35.93 9.68 32.61 269 287 PEAK 2 5460.24 52.60 68.30 -15.70 39.60 35.92 9.69 32.61 269 287 PEAK	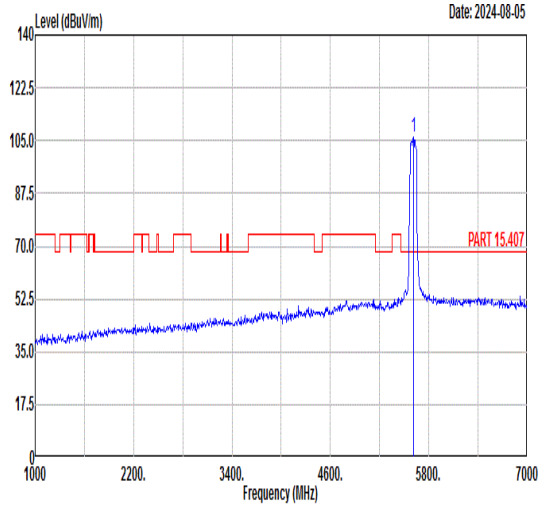 Freq Level Limit Line Margin (dB) Read Level Ant Factor Cable Loss Preamp Factor APos TPos Remark 1 5610.00 106.18 ------ ------ 92.98 36.06 9.79 32.65 269 287 PEAK
Avg	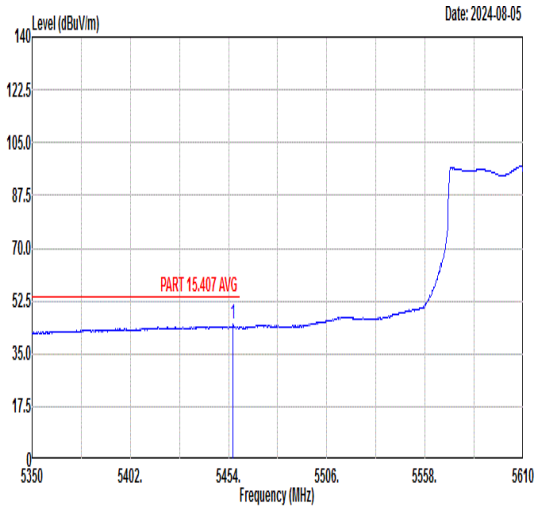 Freq Level Limit Line Margin (dB) Read Level Ant Factor Cable Loss Preamp Factor APos TPos Remark 1 5456.34 44.65 54.00 -9.35 31.64 35.93 9.69 32.61 269 287 AVERAGE	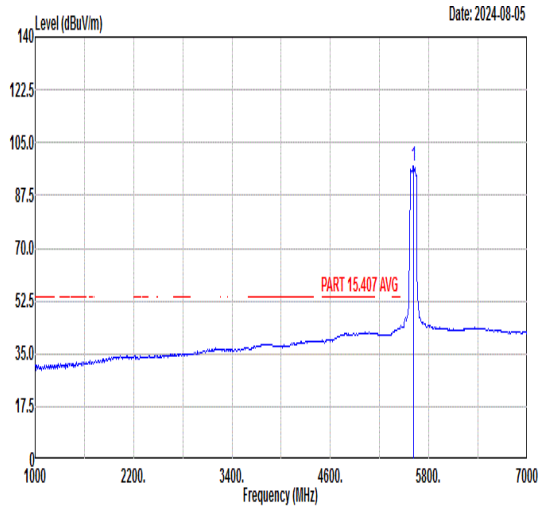 Freq Level Limit Line Margin (dB) Read Level Ant Factor Cable Loss Preamp Factor APos TPos Remark 1 5610.00 97.16 ------ ------ 83.96 36.06 9.79 32.65 269 287 AVERAGE

Mode	49	
	Band Edge - R	
	U-NII-2C_5.47-5.725_802.11ax HE80_CH122_Full RU_5610MHz	
ANT	CDD 14+15	
Pol.	Vertical	Fundamental
Peak	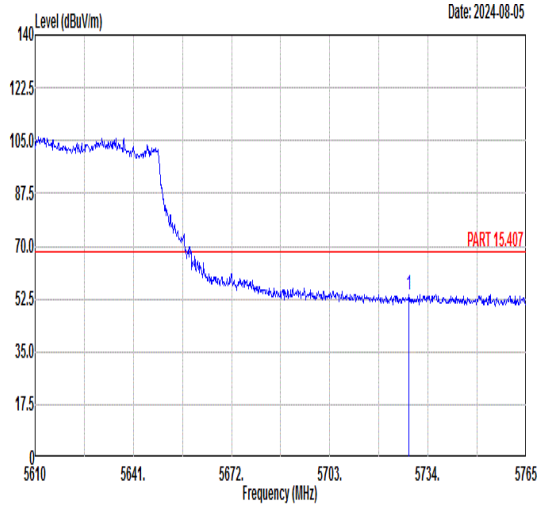 Freq Level Limit Line Margin (dB) Read Level Ant Factor Cable Loss Preamp Factor APos TPos Remark MHz dBuV/m dBuV/m dBuV dB/m dB dB cm deg 1 5727.96 54.04 68.30 -14.26 40.49 36.22 10.02 32.69 269 287 PEAK	Blank

Mode	50	
	Band Edge - L	
	U-NII-1_5.15-5.35_802.11ax HE160_CH50_Full RU_5250MHz	
ANT	CDD 14+15	
Pol.	Horizontal	Fundamental
Peak	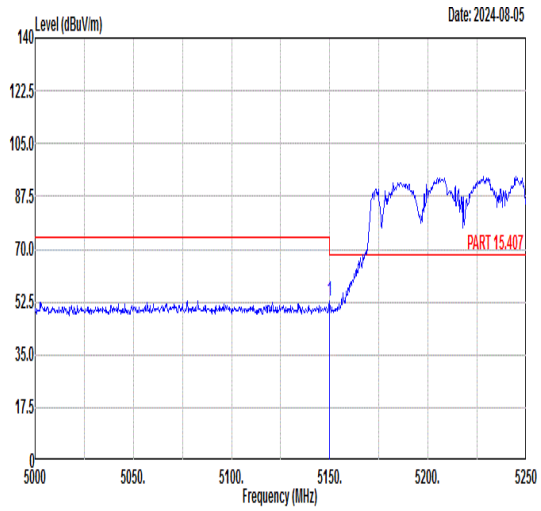 Freq Level Limit Line Margin (dB) Read Level Ant Factor Cable Loss Preamp Factor APos TPos Remark MHz dBuV/m dBuV/m dBuV dB/m dB dB cm deg 1 5149.75 52.95 74.00 -21.05 40.97 36.11 8.54 32.67 235 9 PEAK	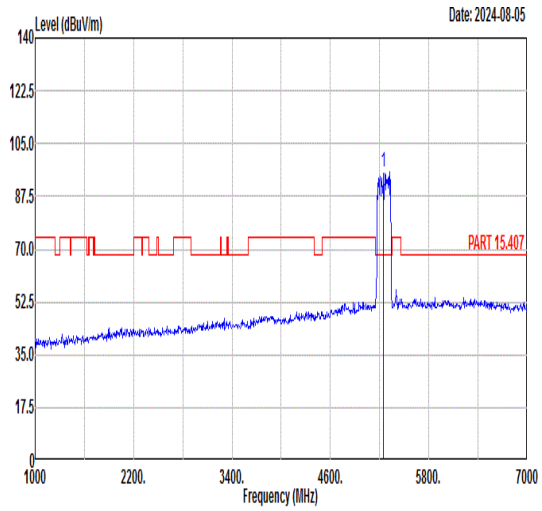 Freq Level Limit Line Margin (dB) Read Level Ant Factor Cable Loss Preamp Factor APos TPos Remark MHz dBuV/m dBuV/m dBuV dB/m dB dB cm deg 1 5250.00 95.83 ------ ------ 83.22 36.00 9.24 32.63 235 9 PEAK
Avg	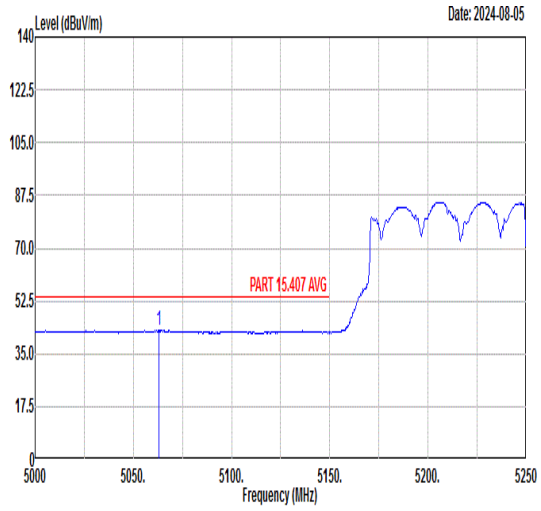 Freq Level Limit Line Margin (dB) Read Level Ant Factor Cable Loss Preamp Factor APos TPos Remark MHz dBuV/m dBuV/m dBuV dB/m dB dB cm deg 1 5063.00 42.85 54.00 -11.15 31.01 36.16 8.37 32.69 235 9 AVERAGE	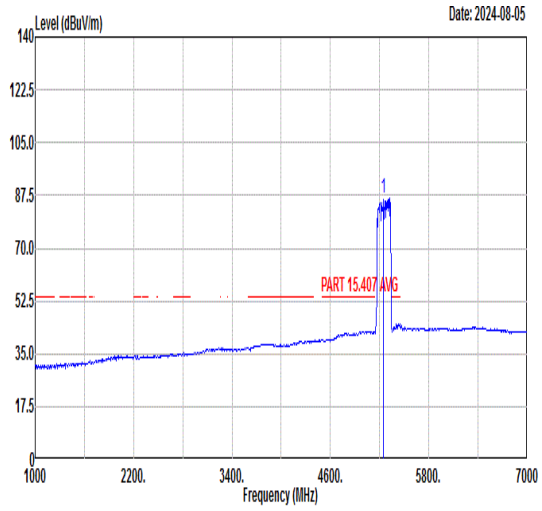 Freq Level Limit Line Margin (dB) Read Level Ant Factor Cable Loss Preamp Factor APos TPos Remark MHz dBuV/m dBuV/m dBuV dB/m dB dB cm deg 1 5250.00 86.39 ------ ------ 73.78 36.00 9.24 32.63 235 9 AVERAGE

Mode	50	
	Band Edge - R	
	U-NII-1_5.15-5.35_802.11ax HE160_CH50_Full RU_5250MHz	
ANT	CDD 14+15	
Pol.	Horizontal	Fundamental
Peak	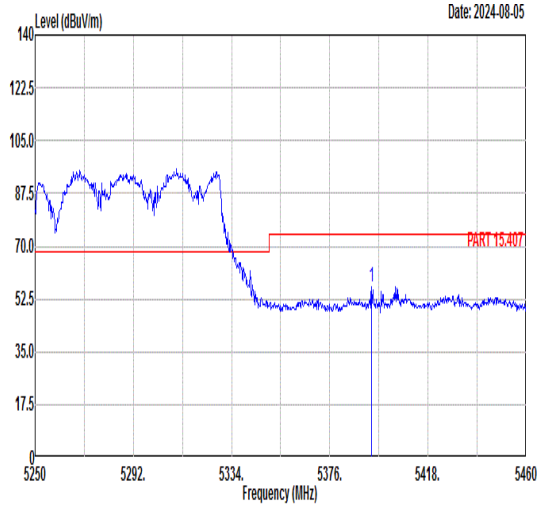 Freq Level Limit Line Margin (dB) Read Level Ant Factor Cable Loss Preamp Factor APos TPos Remark MHz dBuV/m dBuV/m dBuV dB/m dB dB cm deg 1 5393.85 56.78 74.00 -17.22 43.85 35.96 9.59 32.62 235 9 PEAK	Blank
Avg	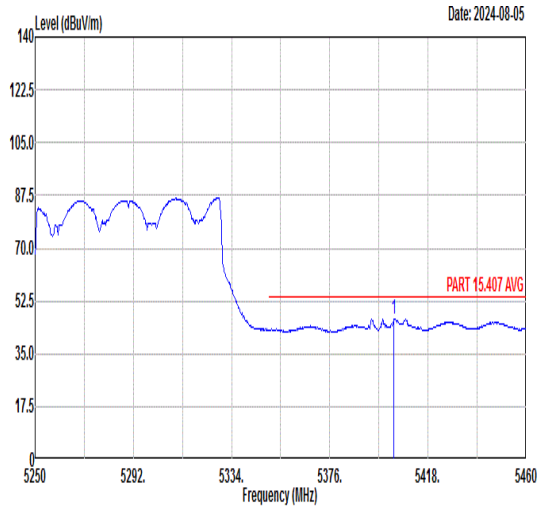 Freq Level Limit Line Margin (dB) Read Level Ant Factor Cable Loss Preamp Factor APos TPos Remark MHz dBuV/m dBuV/m dBuV dB/m dB dB cm deg 1 5403.51 46.66 54.00 -7.34 33.68 35.96 9.64 32.62 235 9 AVERAGE	Blank

Mode	50	
	Band Edge - L	
	U-NII-1_5.15-5.35_802.11ax HE160_CH50_Full RU_5250MHz	
ANT	CDD 14+15	
Pol.	Vertical	Fundamental
Peak	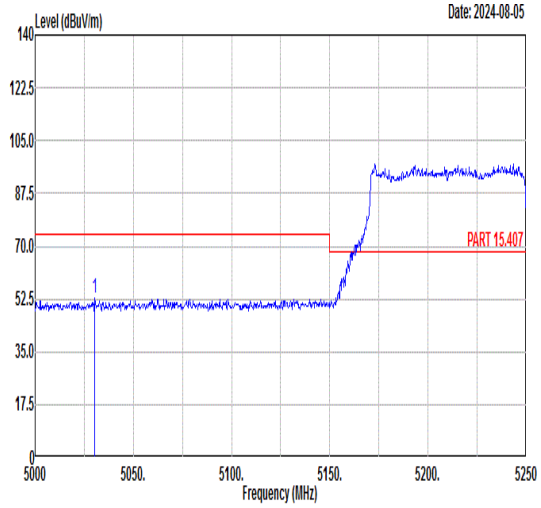 Freq Level Limit Line Margin (dB) Read Level Ant Factor Cable Loss Preamp Factor APos TPos Remark 1 5030.25 52.84 74.00 -21.16 41.04 36.18 8.31 32.69 326 252 PEAK	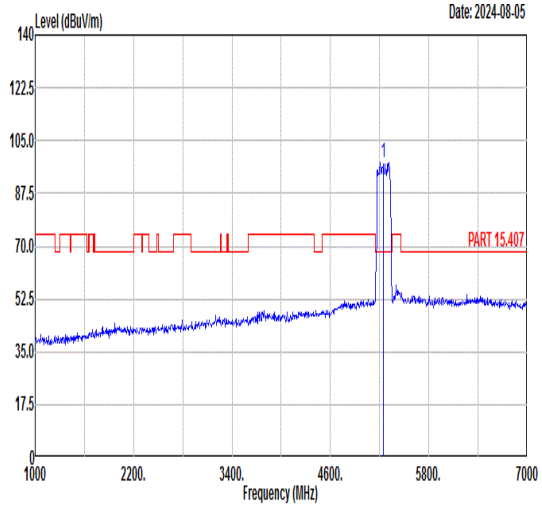 Freq Level Limit Line Margin (dB) Read Level Ant Factor Cable Loss Preamp Factor APos TPos Remark 1 5250.00 97.73 ------ ------ 85.67 36.08 8.64 32.66 326 252 PEAK
Avg	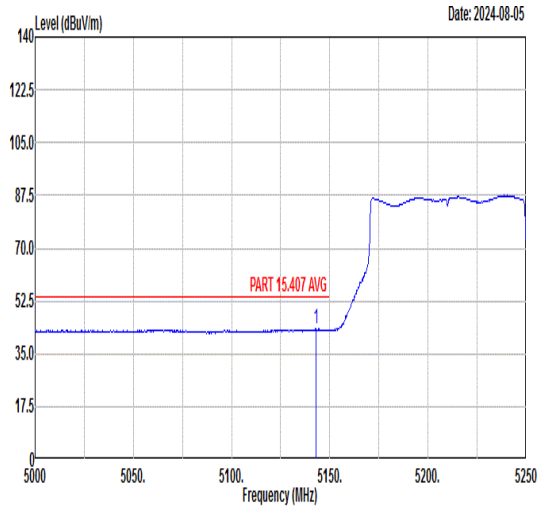 Freq Level Limit Line Margin (dB) Read Level Ant Factor Cable Loss Preamp Factor APos TPos Remark 1 5143.00 43.18 54.00 -10.82 31.22 36.11 8.52 32.67 326 252 AVERAGE	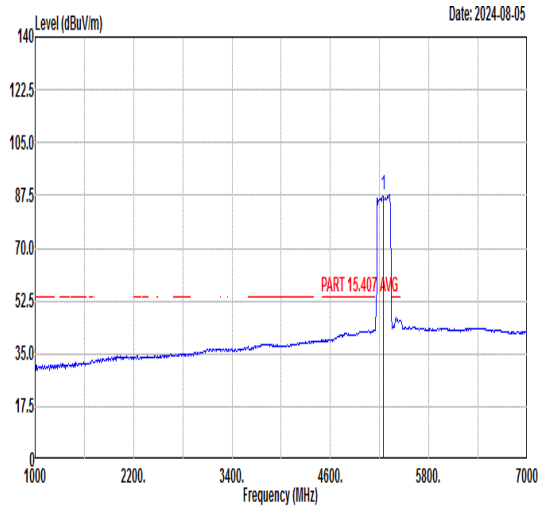 Freq Level Limit Line Margin (dB) Read Level Ant Factor Cable Loss Preamp Factor APos TPos Remark 1 5250.00 87.63 ------ ------ 75.08 36.01 9.18 32.64 326 252 AVERAGE

Mode	50	
	Band Edge - R	
	U-NII-1_5.15-5.35_802.11ax HE160_CH50_Full RU_5250MHz	
ANT	CDD 14+15	
Pol.	Vertical	Fundamental
Peak	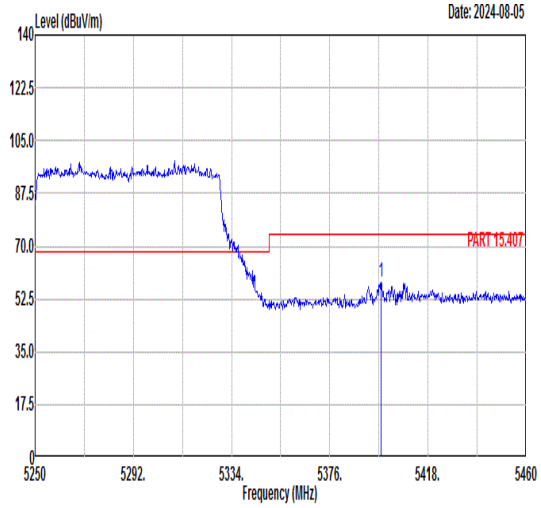 Freq Level Limit Line Margin (dB) Read Level Ant Factor Cable Loss Preamp Factor APos TPos Remark MHz dBuV/m dBuV/m dBuV dB/m dB dB cm deg 1 5398.05 57.93 74.00 -16.07 44.98 35.96 9.61 32.62 326 252 PEAK	Blank
Avg	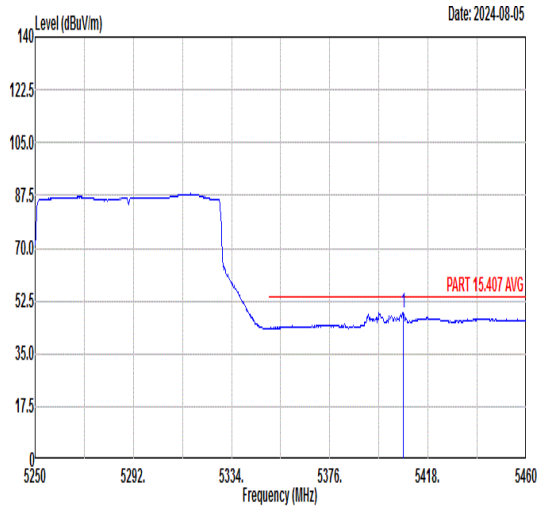 Freq Level Limit Line Margin (dB) Read Level Ant Factor Cable Loss Preamp Factor APos TPos Remark MHz dBuV/m dBuV/m dBuV dB/m dB dB cm deg 1 5407.29 48.83 54.00 -5.17 35.83 35.96 9.66 32.62 326 252 AVERAGE	Blank

Mode	50	
	Harmonic	
	U-NII-1_5.15-5.35_802.11ax HE160_CH50_Full RU_5250MHz	
ANT	CDD 14+15	
Pol.	Horizontal	Vertical
Peak Avg	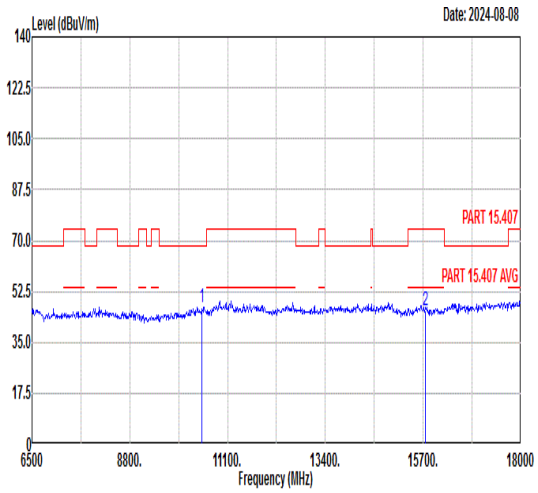 Freq Level Limit Line Margin Read Level Ant Factor Cable Loss Preamp Factor APos TPos Remark MHz dBuV/m dBuV/m dB dBuV dB/m dB dB cm deg 1 10500.00 46.93 68.30 -21.37 47.17 38.80 12.16 51.20 --- --- Peak 2 15750.00 45.80 74.00 -28.20 42.84 40.90 14.68 52.62 --- --- Peak	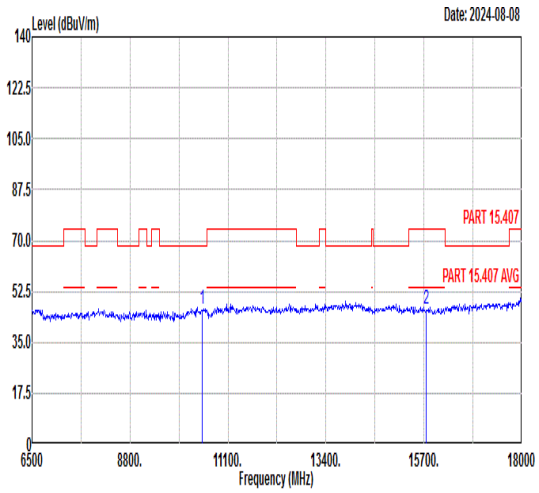 Freq Level Limit Line Margin Read Level Ant Factor Cable Loss Preamp Factor APos TPos Remark MHz dBuV/m dBuV/m dB dBuV dB/m dB dB cm deg 1 10500.00 46.41 68.30 -21.89 46.65 38.80 12.16 51.20 --- --- Peak 2 15750.00 46.28 74.00 -27.72 43.32 40.90 14.68 52.62 --- --- Peak

Mode	51	
	Band Edge - L	
	U-NII-2C_5.47-5.725_802.11ax HE160_CH114_Full RU_5570MHz	
ANT	CDD 14+15	
Pol.	Horizontal	Fundamental
Peak	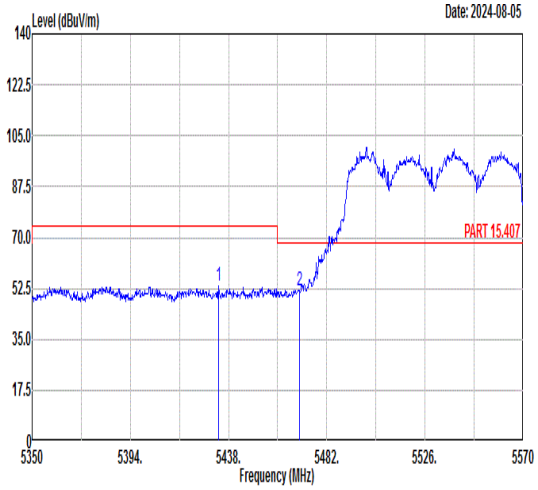 Freq Level Limit Line Margin (dB) Read Level Ant Factor Cable Loss Preamp Factor APos TPos Remark 1 5433.38 MHz 53.57 dBuV/m 74.00 -20.43 40.57 dBuV 35.94 dB/m 9.67 dB 32.61 dB 100 cm 351 deg PEAK 2 5469.68 51.77 68.30 -16.53 38.77 35.92 9.69 32.61 100 351 PEAK	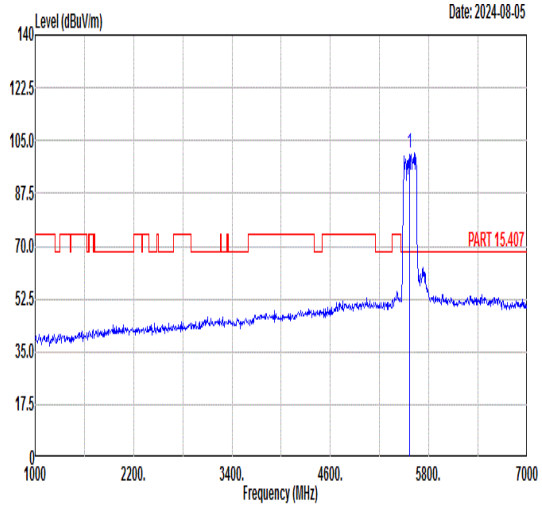 Freq Level Limit Line Margin (dB) Read Level Ant Factor Cable Loss Preamp Factor APos TPos Remark 1 5570.00 MHz 101.08 dBuV/m ------ ------ 87.86 dBuV 36.07 dB/m 9.80 dB 32.65 dB 100 cm 351 deg PEAK
Avg	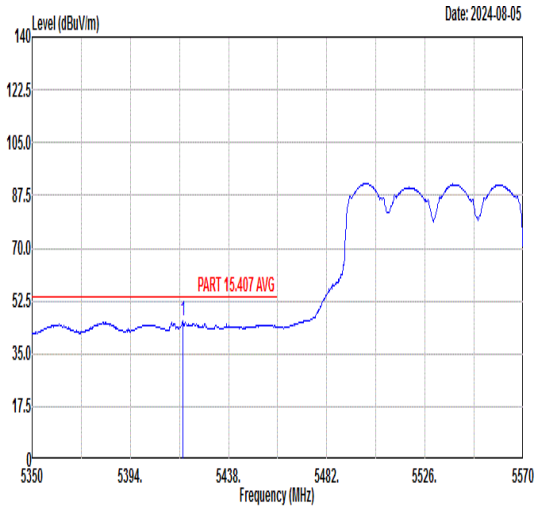 Freq Level Limit Line Margin (dB) Read Level Ant Factor Cable Loss Preamp Factor APos TPos Remark 1 5417.54 MHz 45.89 dBuV/m 54.00 -8.11 32.89 dBuV 35.95 dB/m 9.67 dB 32.62 dB 100 cm 351 deg AVERAGE	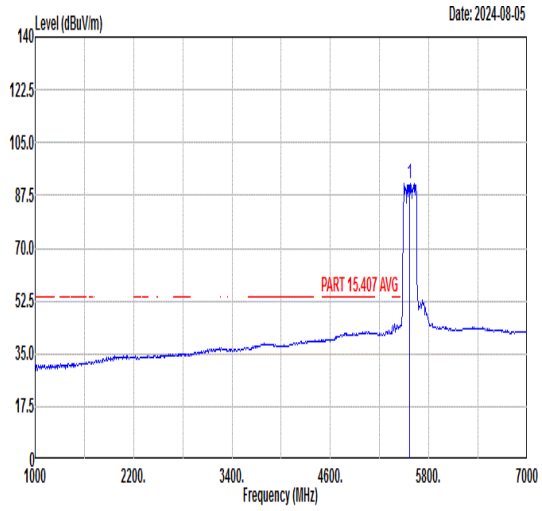 Freq Level Limit Line Margin (dB) Read Level Ant Factor Cable Loss Preamp Factor APos TPos Remark 1 5570.00 MHz 91.35 dBuV/m ------ ------ 78.22 dBuV 36.01 dB/m 9.75 dB 32.63 dB 100 cm 351 deg AVERAGE

Mode	51	
	Band Edge - R	
	U-NII-2C_5.47-5.725_802.11ax HE160_CH114_Full RU_5570MHz	
ANT	CDD 14+15	
Pol.	Horizontal	Fundamental
Peak	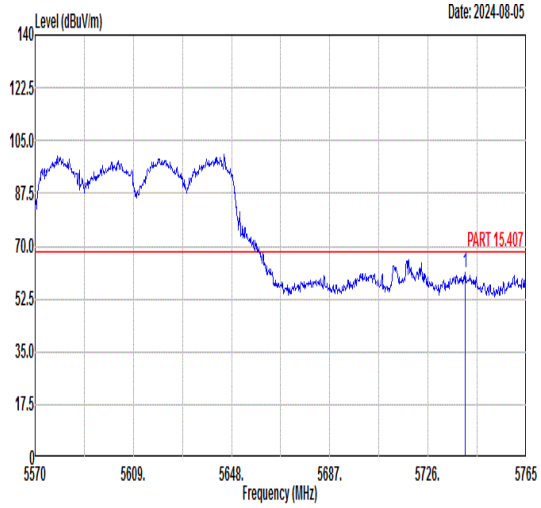 Freq Level Limit Line Margin (dB) Read Level Ant Factor Cable Loss Preamp Factor APos TPos Remark MHz dBuV/m dBuV/m dBuV dB/m dB dB cm deg 1 5740.63 61.26 68.30 -7.04 47.67 36.24 10.05 32.70 100 351 PEAK	Blank

Mode	51
	Band Edge - L
	U-NII-2C_5.47-5.725_802.11ax HE160_CH114_Full RU_5570MHz
ANT	CDD 14+15

Pol.	Vertical	Fundamental
Peak	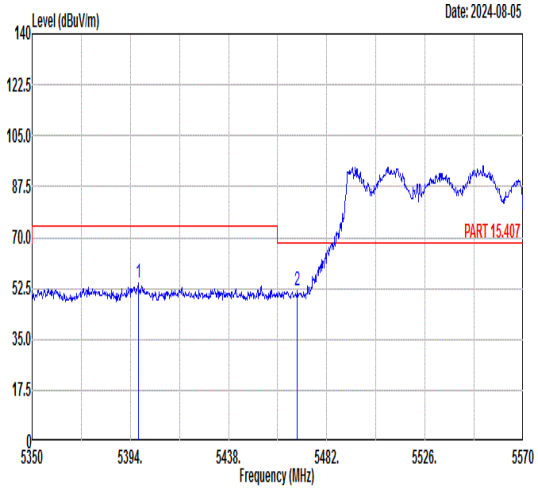 Freq Level Limit Line Margin (dB) Read Level Ant Factor Cable Loss Preamp Factor APos TPos Remark 1 5397.52 54.50 74.00 -19.50 41.55 35.96 9.61 32.62 100 358 PEAK 2 5468.80 51.77 68.30 -16.53 38.77 35.92 9.69 32.61 100 358 PEAK	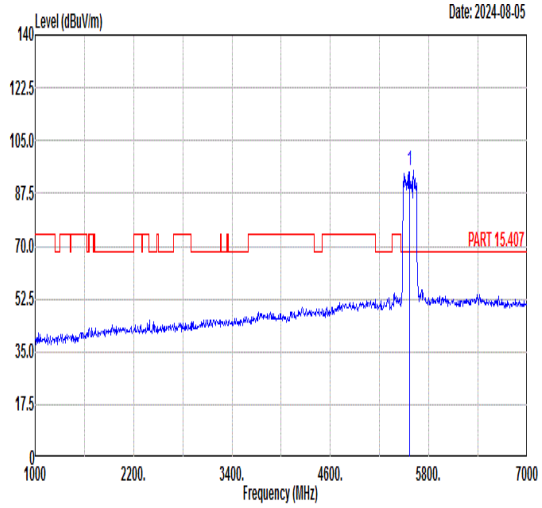 Freq Level Limit Line Margin (dB) Read Level Ant Factor Cable Loss Preamp Factor APos TPos Remark 1 5570.00 95.12 ------ ------ 81.92 36.06 9.79 32.65 100 358 PEAK
Avg	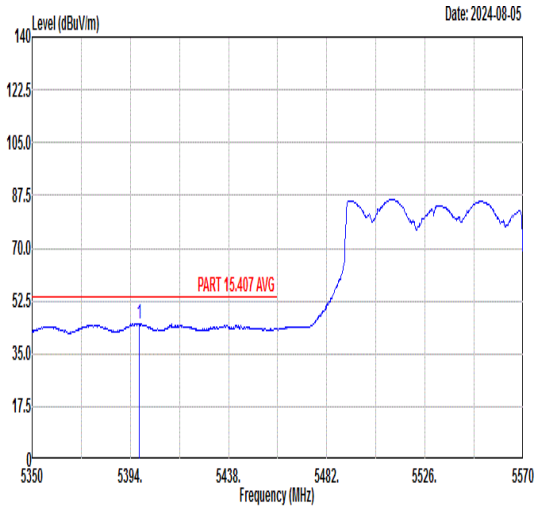 Freq Level Limit Line Margin (dB) Read Level Ant Factor Cable Loss Preamp Factor APos TPos Remark 1 5397.96 44.90 54.00 -9.10 31.95 35.96 9.61 32.62 100 358 AVERAGE	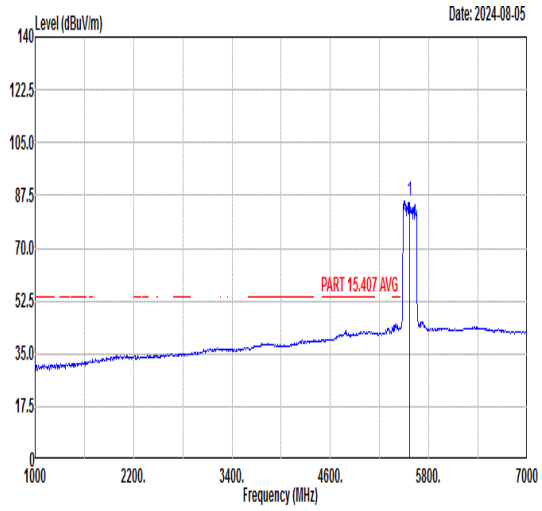 Freq Level Limit Line Margin (dB) Read Level Ant Factor Cable Loss Preamp Factor APos TPos Remark 1 5570.00 85.85 ------ ------ 72.82 35.92 9.71 32.60 100 358 AVERAGE

Mode	51	
	Band Edge - R	
	U-NII-2C_5.47-5.725_802.11ax HE160_CH114_Full RU_5570MHz	
ANT	CDD 14+15	
Pol.	Vertical	Fundamental
Peak	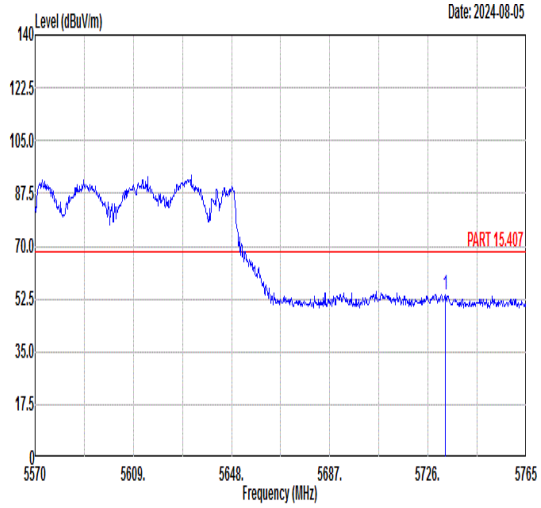 Freq Level Limit Line Margin (dB) Read Level Ant Factor Cable Loss Preamp Factor APos TPos Remark MHz dBuV/m dBuV/m dBuV dB/m dB dB cm deg 1 5733.02 53.94 68.30 -14.36 40.36 36.23 10.04 32.69 100 358 PEAK	Blank

Mode	51	
	Harmonic	
	U-NII-2C_5.47-5.725_802.11ax HE160_CH114_Full RU_5570MHz	
ANT	CDD 14+15	
Pol.	Horizontal	Vertical
Peak Avg	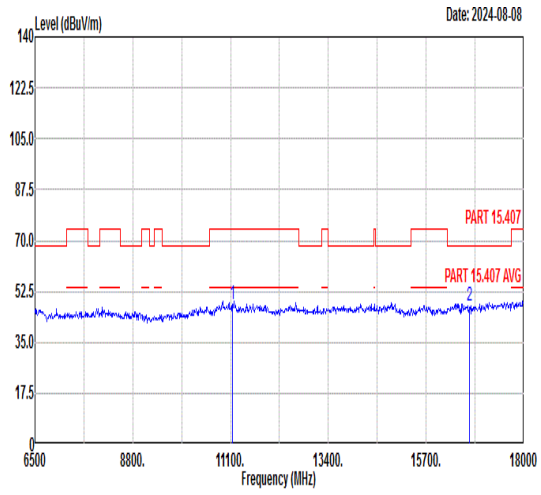 Freq Level Limit Line Margin Read Level Ant Factor Cable Loss Preamp Factor APos TPos Remark MHz dBuV/m dBuV/m dB dBuV dB/m dB dB cm deg 1 11140.00 47.93 74.00 -26.07 46.58 39.06 12.62 50.33 --- --- Peak 2 16710.00 47.77 68.30 -20.53 43.80 41.45 15.32 52.80 --- --- Peak	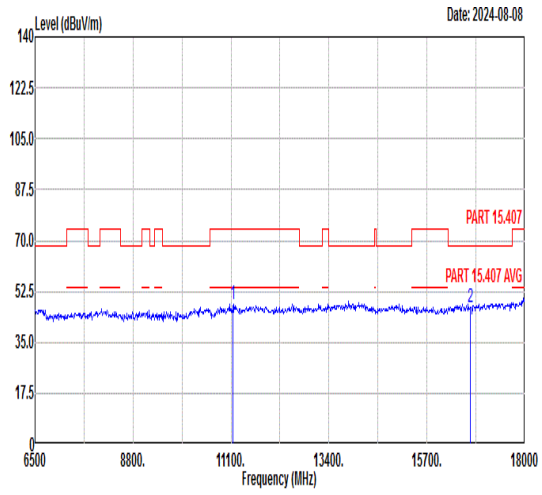 Freq Level Limit Line Margin Read Level Ant Factor Cable Loss Preamp Factor APos TPos Remark MHz dBuV/m dBuV/m dB dBuV dB/m dB dB cm deg 1 11140.00 47.99 74.00 -26.01 46.64 39.06 12.62 50.33 --- --- Peak 2 16710.00 46.82 68.30 -21.48 42.85 41.45 15.32 52.80 --- --- Peak

Mode	52	
	Band Edge	
	U-NII-1_5.15-5.25_802.11ax HE20_CH36_Partial RU 52/37 _5180MHz	
ANT	CDD 14+15	
Pol.	Horizontal	Fundamental
Peak	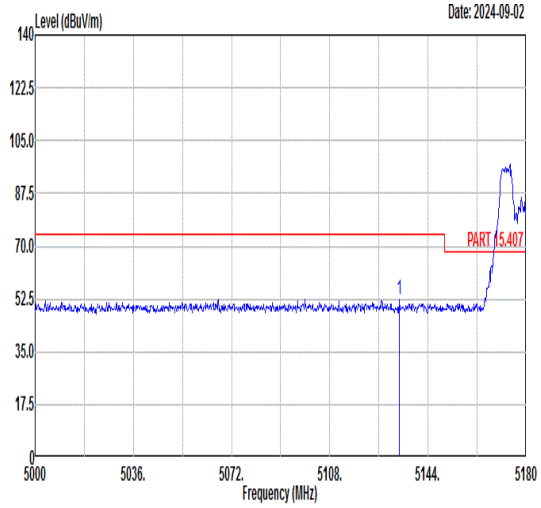 Freq Level Limit Line Margin (dB) Read Level Ant Factor Cable Loss Preamp Factor APos TPos Remark MHz dBuV/m dBuV/m dBuV dB/m dB dB cm deg 1 5133.56 52.29 74.00 -21.71 40.33 36.12 8.51 32.67 234 360 PEAK	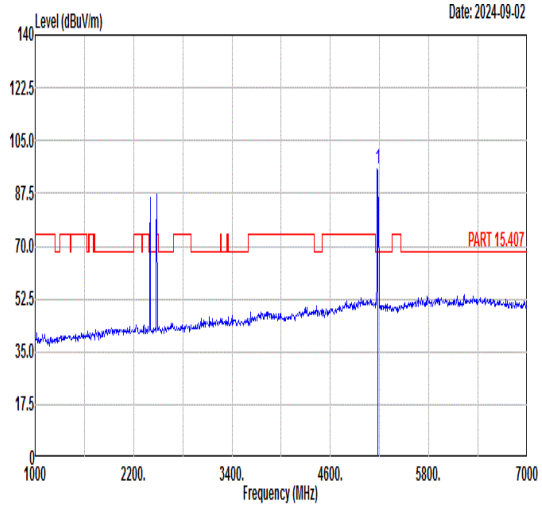 Freq Level Limit Line Margin (dB) Read Level Ant Factor Cable Loss Preamp Factor APos TPos Remark MHz dBuV/m dBuV/m dBuV dB/m dB dB cm deg 1 5180.00 95.71 ------ ------ 83.71 36.10 8.57 32.67 234 360 PEAK
Avg	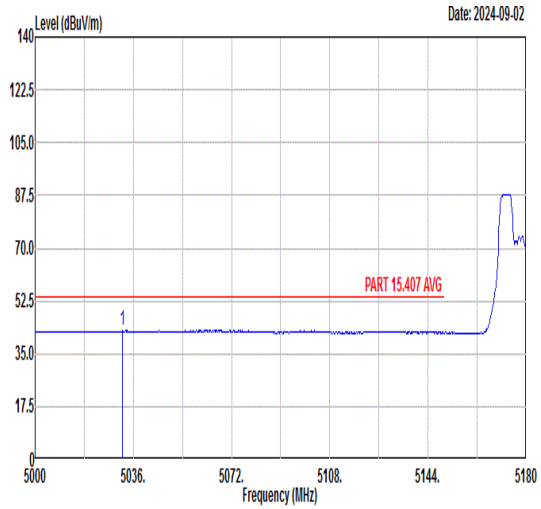 Freq Level Limit Line Margin (dB) Read Level Ant Factor Cable Loss Preamp Factor APos TPos Remark MHz dBuV/m dBuV/m dBuV dB/m dB dB cm deg 1 5031.86 42.72 54.00 -11.28 30.91 36.18 8.32 32.69 234 360 AVERAGE	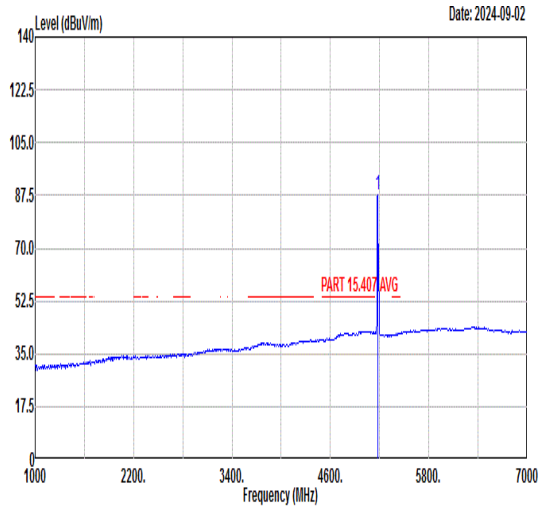 Freq Level Limit Line Margin (dB) Read Level Ant Factor Cable Loss Preamp Factor APos TPos Remark MHz dBuV/m dBuV/m dBuV dB/m dB dB cm deg 1 5180.00 87.47 ------ ------ 75.46 36.09 8.58 32.66 234 360 AVERAGE

Mode	52	
	Band Edge	
	U-NII-1_5.15-5.25_802.11ax HE20_CH36_Partial RU 52/37 _5180MHz	
ANT	CDD 14+15	
Pol.	Vertical	Fundamental
Peak	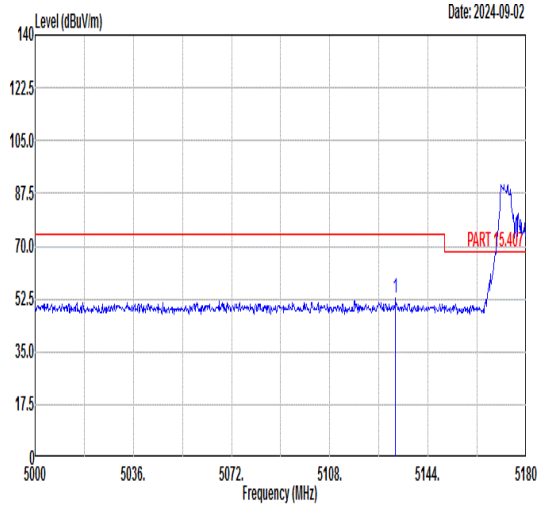 Freq Level Limit Line Margin (dB) Read Level Ant Factor Cable Loss Preamp Factor APos TPos Remark 1 5132.12 52.91 74.00 -21.09 40.96 36.12 8.50 32.67 200 171 PEAK	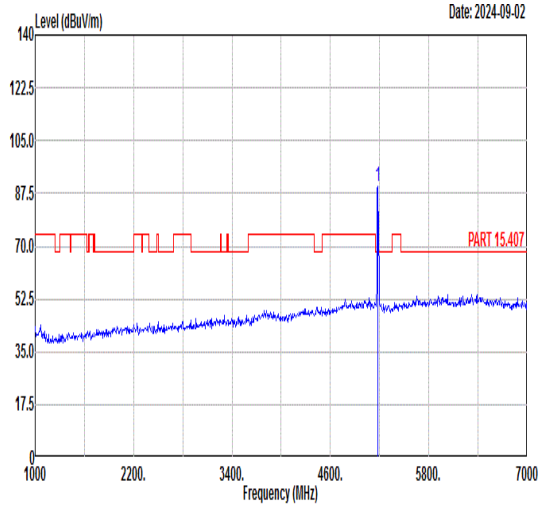 Freq Level Limit Line Margin (dB) Read Level Ant Factor Cable Loss Preamp Factor APos TPos Remark 1 5180.00 89.64 ------ ------ 77.63 36.09 8.58 32.66 200 171 PEAK
Avg	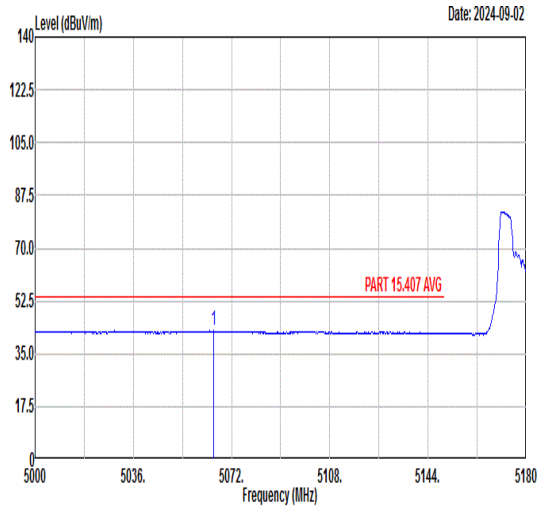 Freq Level Limit Line Margin (dB) Read Level Ant Factor Cable Loss Preamp Factor APos TPos Remark 1 5065.52 42.56 54.00 -11.44 30.71 36.16 8.38 32.69 200 171 AVERAGE	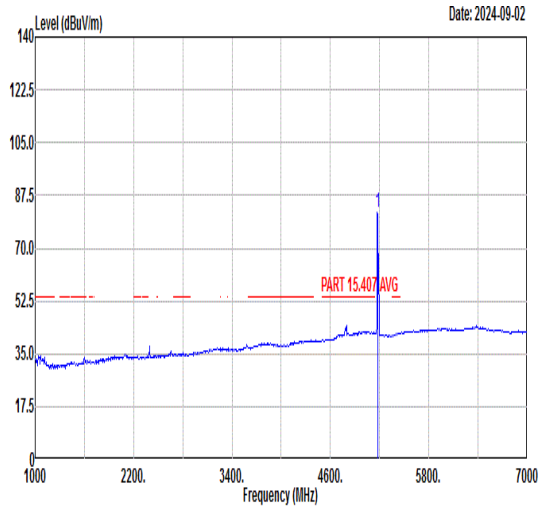 Freq Level Limit Line Margin (dB) Read Level Ant Factor Cable Loss Preamp Factor APos TPos Remark 1 5180.00 81.88 ------ ------ 69.88 36.10 8.57 32.67 200 171 AVERAGE

Mode	53	
	Band Edge	
	U-NII-2A_5.25-5.35_802.11ax HE20_CH64_Partial RU 52/40 _5320MHz	
ANT	CDD 14+15	
Pol.	Horizontal	Fundamental
Peak	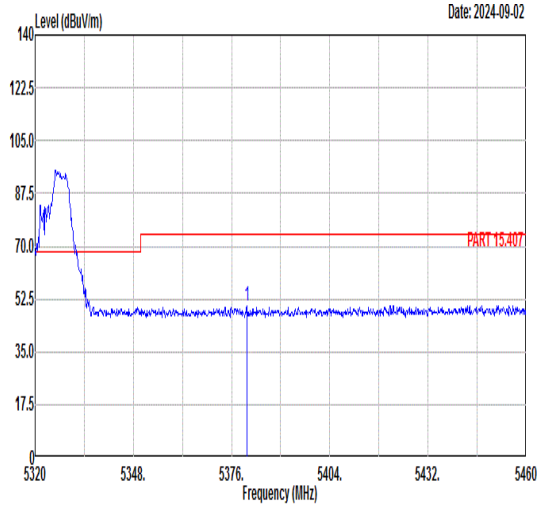 Freq Level Limit Line Margin (dB) Read Level Ant Factor Cable Loss Preamp Factor APos TPos Remark MHz dBuV/m dBuV/m dBuV dB/m dB dB cm deg 1 5380.34 50.43 74.00 -23.57 37.56 35.97 9.52 32.62 400 5 PEAK	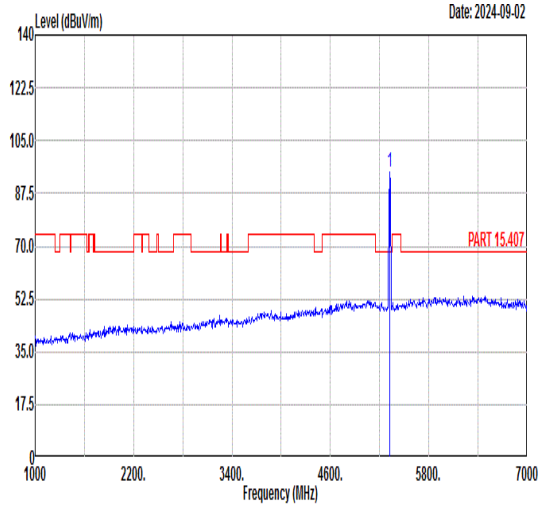 Freq Level Limit Line Margin (dB) Read Level Ant Factor Cable Loss Preamp Factor APos TPos Remark MHz dBuV/m dBuV/m dBuV dB/m dB dB cm deg 1 5320.00 94.54 ------ ------ 81.93 36.00 9.24 32.63 400 5 PEAK
Avg	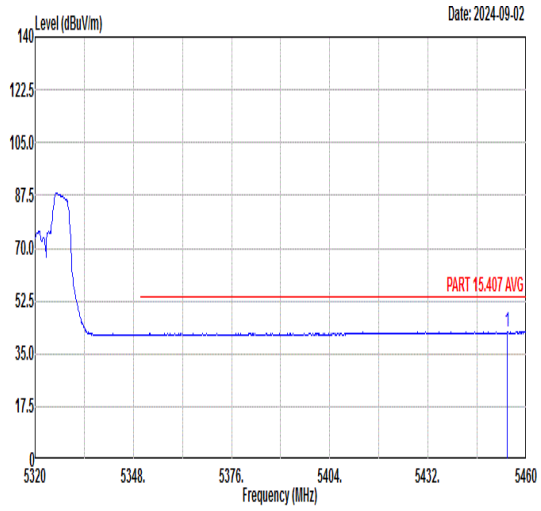 Freq Level Limit Line Margin (dB) Read Level Ant Factor Cable Loss Preamp Factor APos TPos Remark MHz dBuV/m dBuV/m dBuV dB/m dB dB cm deg 1 5454.68 42.21 54.00 -11.79 29.21 35.93 9.68 32.61 400 5 AVERAGE	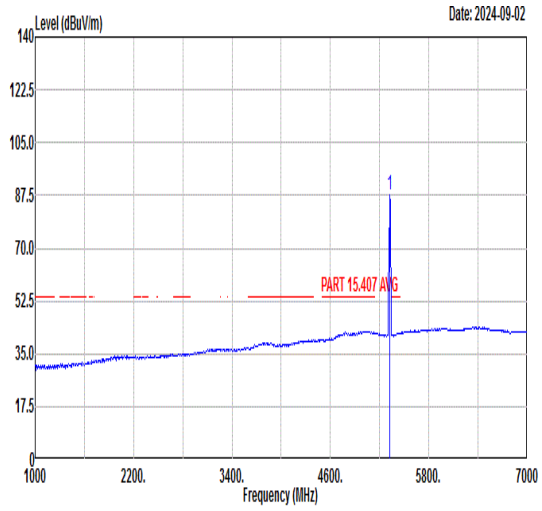 Freq Level Limit Line Margin (dB) Read Level Ant Factor Cable Loss Preamp Factor APos TPos Remark MHz dBuV/m dBuV/m dBuV dB/m dB dB cm deg 1 5320.00 87.84 ------ ------ 75.23 36.00 9.24 32.63 400 5 AVERAGE

Mode	53	
	Band Edge	
	U-NII-2A_5.25-5.35_802.11ax HE20_CH64_Partial RU 52/40 _5320MHz	
ANT	CDD 14+15	
Pol.	Vertical	Fundamental
Peak	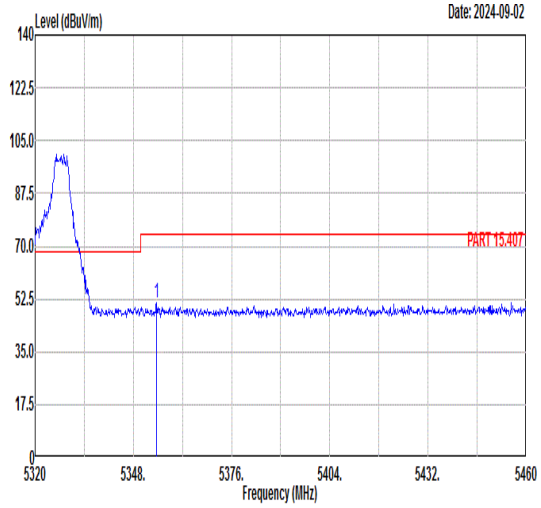 Freq Level Limit Line Margin (dB) Read Level Ant Factor Cable Loss Preamp Factor APos TPos Remark 1 5354.58 51.23 74.00 -22.77 38.48 35.99 9.39 32.63 282 216 PEAK	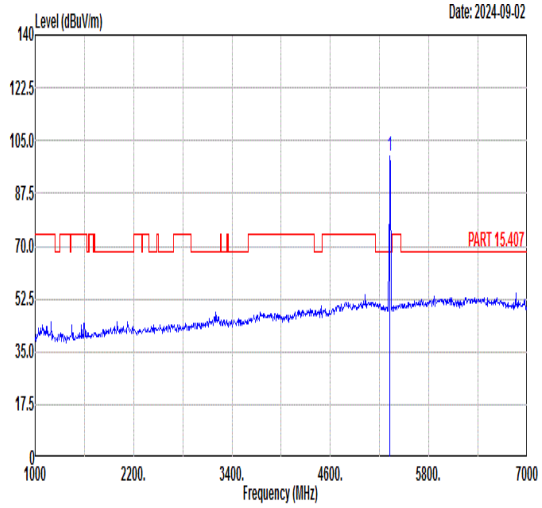 Freq Level Limit Line Margin (dB) Read Level Ant Factor Cable Loss Preamp Factor APos TPos Remark 1 5320.00 99.81 ------ ------ 87.20 36.00 9.24 32.63 282 216 PEAK
Avg	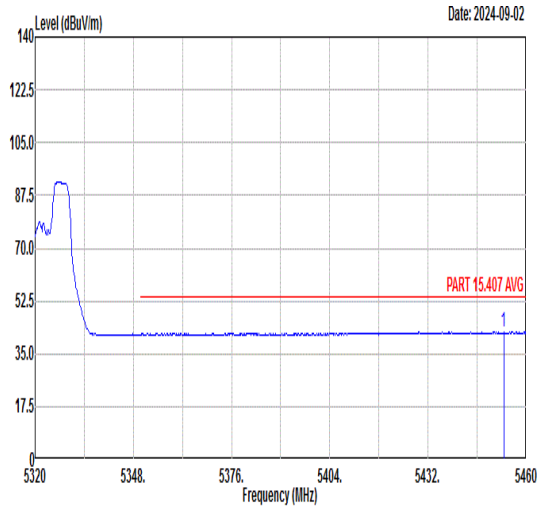 Freq Level Limit Line Margin (dB) Read Level Ant Factor Cable Loss Preamp Factor APos TPos Remark 1 5453.56 42.16 54.00 -11.84 29.16 35.93 9.68 32.61 282 216 AVERAGE	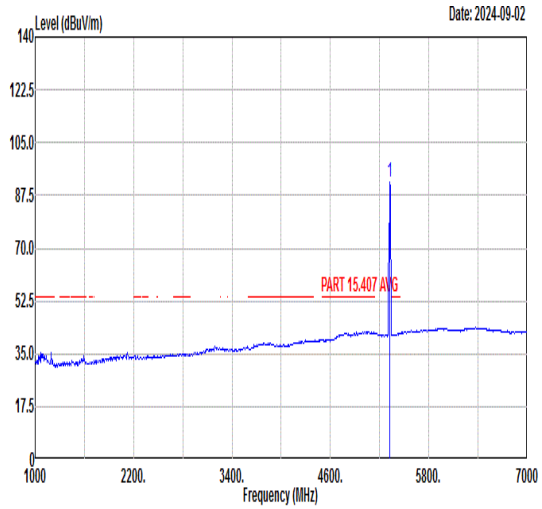 Freq Level Limit Line Margin (dB) Read Level Ant Factor Cable Loss Preamp Factor APos TPos Remark 1 5320.00 91.73 ------ ------ 79.12 36.00 9.24 32.63 282 216 AVERAGE

Mode	54	
	Band Edge	
	U-NII-2C_5.47-5.725_802.11ax HE20_CH100_Partial RU 52/37_5500MHz	
ANT	CDD 14+15	
Pol.	Horizontal	Fundamental
Peak	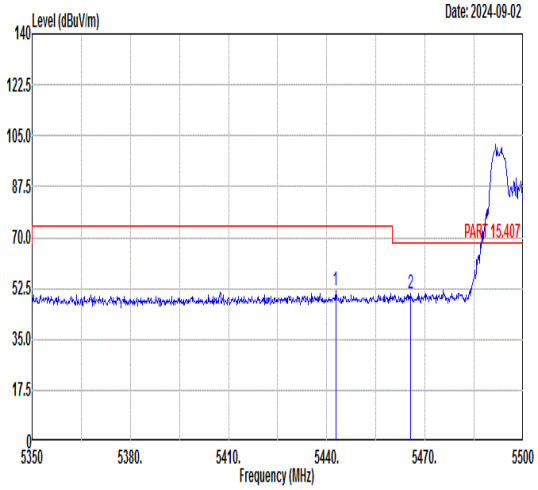 Freq Level Limit Line Margin (dB) Read Level Ant Factor Cable Loss Preamp Factor APos TPos Remark 1 5442.70 51.58 74.00 -22.42 38.58 35.93 9.68 32.61 100 41 PEAK 2 5465.50 50.72 68.30 -17.58 37.72 35.92 9.69 32.61 100 41 PEAK	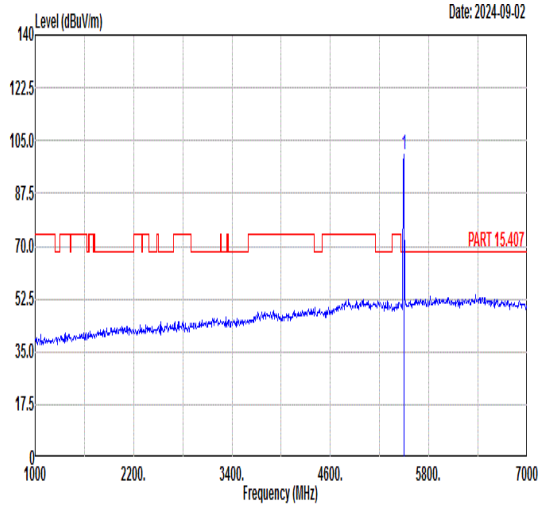 Freq Level Limit Line Margin (dB) Read Level Ant Factor Cable Loss Preamp Factor APos TPos Remark 1 5500.00 100.42 ------ ------ 87.42 35.90 9.70 32.60 100 41 PEAK
Avg	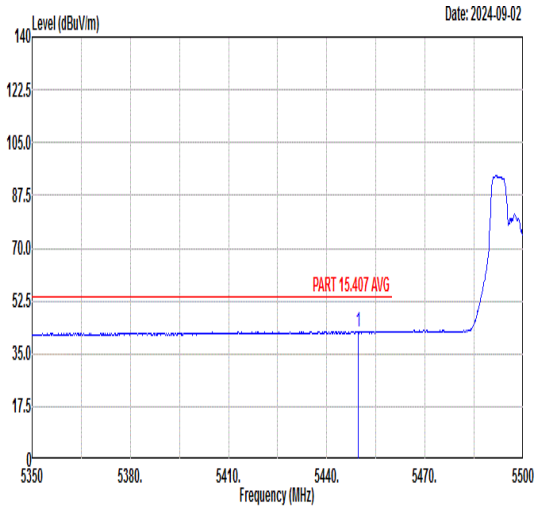 Freq Level Limit Line Margin (dB) Read Level Ant Factor Cable Loss Preamp Factor APos TPos Remark 1 5449.60 42.44 54.00 -11.56 29.44 35.93 9.68 32.61 100 41 AVERAGE	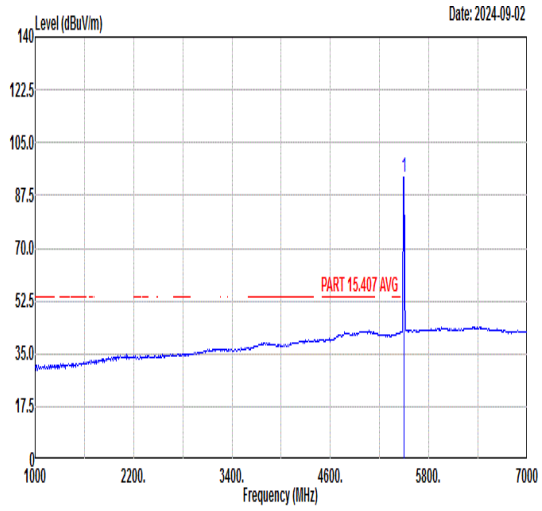 Freq Level Limit Line Margin (dB) Read Level Ant Factor Cable Loss Preamp Factor APos TPos Remark 1 5500.00 93.73 ------ ------ 80.73 35.90 9.70 32.60 100 41 AVERAGE

Mode	54	
	Band Edge	
	U-NII-2C_5.47-5.725_802.11ax HE20_CH100_Partial RU 52/37_5500MHz	
ANT	CDD 14+15	
Pol.	Vertical	Fundamental
Peak	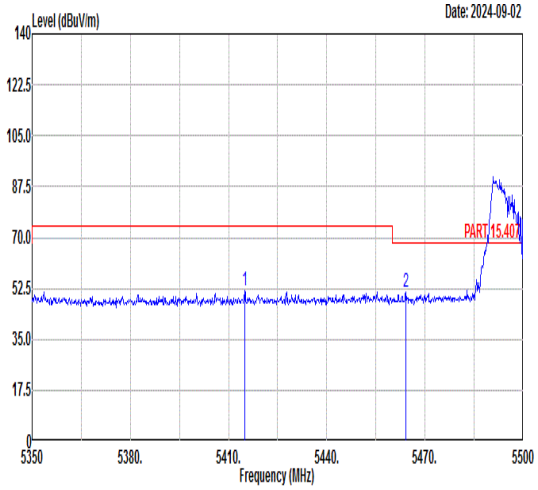 Freq Level Limit Line Margin (dB) Read Level Ant Factor Cable Loss Preamp Factor APos TPos Remark 1 5414.95 51.57 74.00 -22.43 38.58 35.95 9.66 32.62 393 220 PEAK 2 5464.15 51.12 68.30 -17.18 38.12 35.92 9.69 32.61 393 220 PEAK	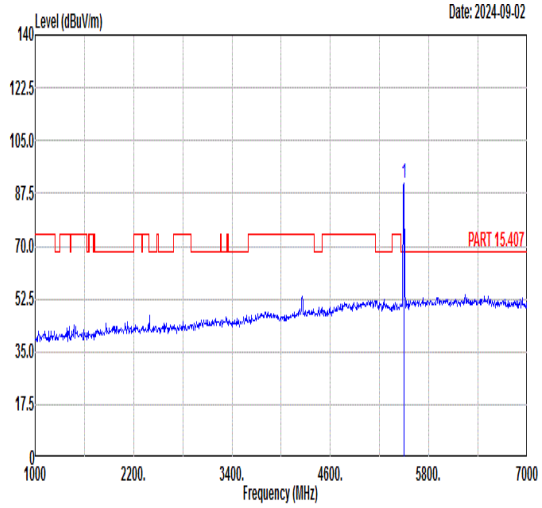 Freq Level Limit Line Margin (dB) Read Level Ant Factor Cable Loss Preamp Factor APos TPos Remark 1 5500.00 90.81 ------ ------ 77.81 35.90 9.70 32.60 393 220 PEAK
Avg	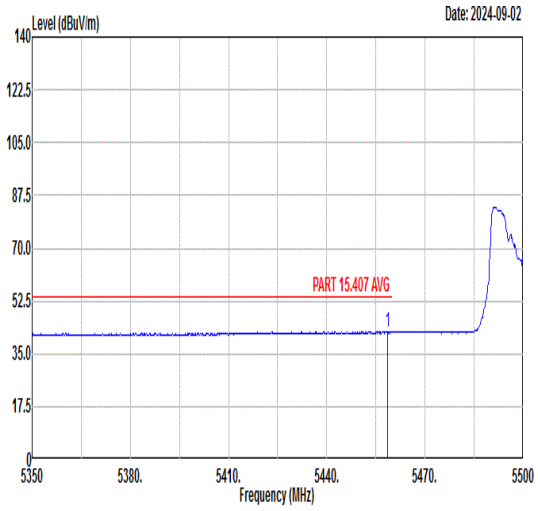 Freq Level Limit Line Margin (dB) Read Level Ant Factor Cable Loss Preamp Factor APos TPos Remark 1 5458.60 42.28 54.00 -11.72 29.28 35.92 9.69 32.61 393 220 AVERAGE	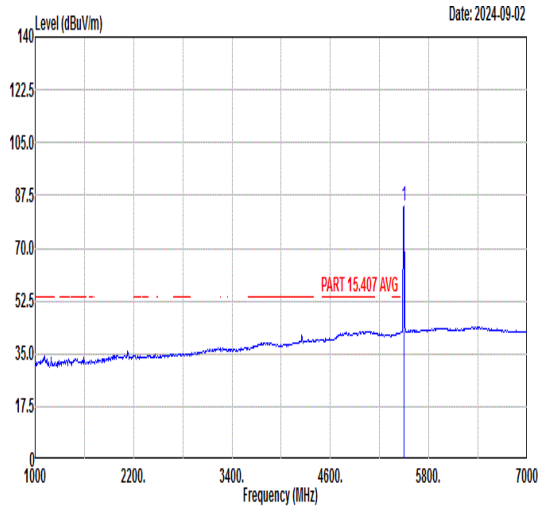 Freq Level Limit Line Margin (dB) Read Level Ant Factor Cable Loss Preamp Factor APos TPos Remark 1 5500.00 83.74 ------ ------ 70.74 35.90 9.70 32.60 393 220 AVERAGE

Mode	55	
	Band Edge	
	U-NII-2C_5.47-5.725_802.11ax HE20_CH140_Partial RU 26/8_5700MHz	
ANT	CDD 14+15	
Pol.	Horizontal	Fundamental
Peak	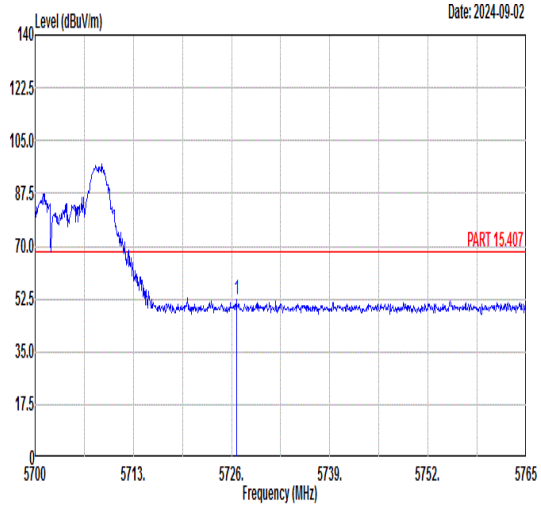 Freq Level Limit Line Margin (dB) Read Level Ant Factor Cable Loss Preamp Factor APos TPos Remark MHz dBuV/m dBuV/m dBuV dB/m dB dB cm deg 1 5726.65 52.06 68.30 -16.24 38.51 36.22 10.02 32.69 200 4 PEAK	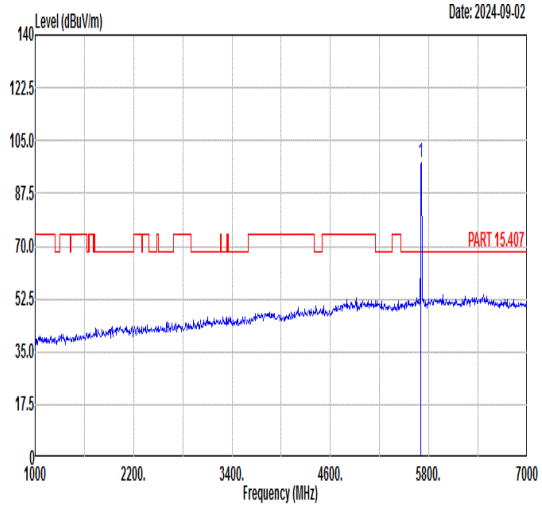 Freq Level Limit Line Margin (dB) Read Level Ant Factor Cable Loss Preamp Factor APos TPos Remark MHz dBuV/m dBuV/m dBuV dB/m dB dB cm deg 1 5700.00 97.49 ------ ------ 83.99 36.19 9.99 32.68 200 4 PEAK
Avg	Blank	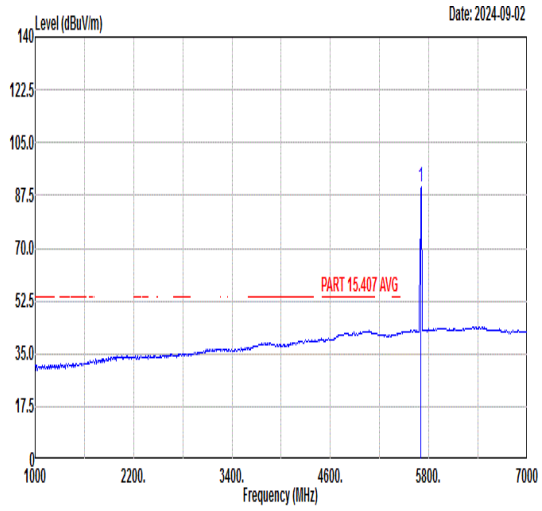 Freq Level Limit Line Margin (dB) Read Level Ant Factor Cable Loss Preamp Factor APos TPos Remark MHz dBuV/m dBuV/m dBuV dB/m dB dB cm deg 1 5700.00 90.49 ------ ------ 76.99 36.19 9.99 32.68 200 4 AVERAGE

Mode	55	
	Band Edge	
	U-NII-2C_5.47-5.725_802.11ax HE20_CH140_Partial RU 26/8_5700MHz	
ANT	CDD 14+15	
Pol.	Vertical	Fundamental
Peak	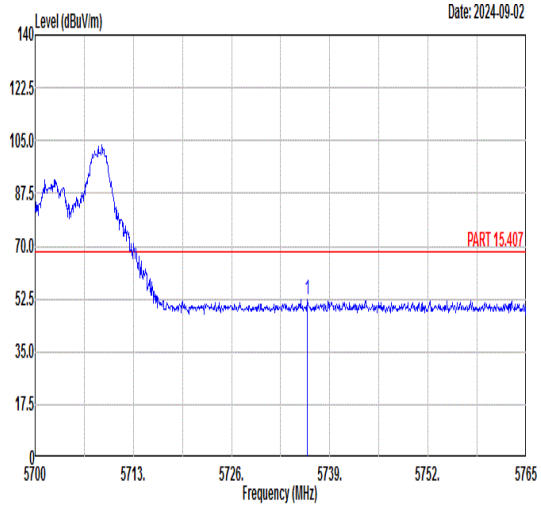 Freq Level Limit Line Margin (dB) Read Level Ant Factor Cable Loss Preamp Factor APos TPos Remark 1 5736.01 52.17 68.30 -16.13 38.59 36.23 10.04 32.69 219 280 PEAK	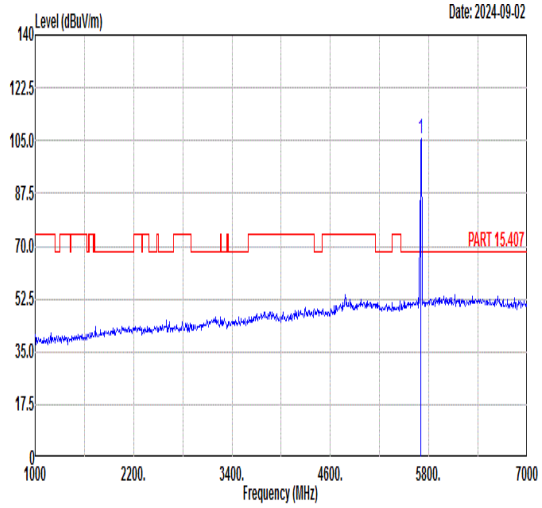 Freq Level Limit Line Margin (dB) Read Level Ant Factor Cable Loss Preamp Factor APos TPos Remark 1 5700.00 105.41 ------ ------ 91.91 36.19 9.99 32.68 219 280 PEAK
Avg	Blank	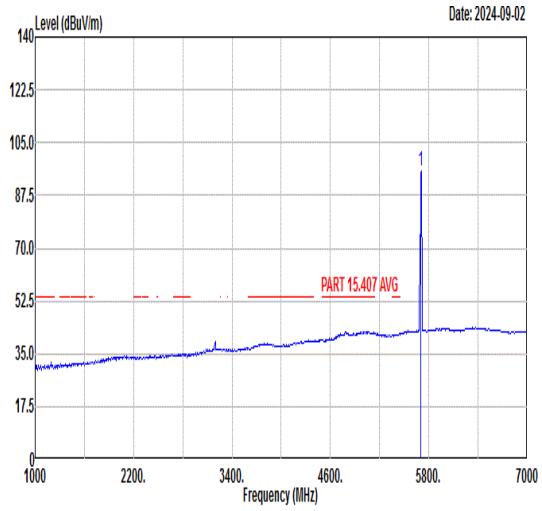 Freq Level Limit Line Margin (dB) Read Level Ant Factor Cable Loss Preamp Factor APos TPos Remark 1 5700.00 95.71 ------ ------ 82.21 36.19 9.99 32.68 219 280 AVERAGE

Mode	56	
	Band Edge	
	U-NII-1_5.15-5.25_802.11be EHT20_CH36_Full RU_5180MHz	
ANT	CDD 14+15	
Pol.	Horizontal	Fundamental
Peak	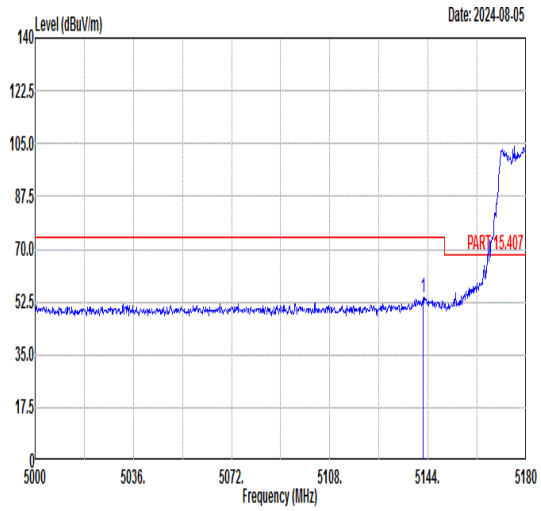 Freq Level Limit Line Margin (dB) Read Level Ant Factor Cable Loss Preamp Factor APos TPos Remark MHz dBuV/m dBuV/m dBuV dB/m dB dB cm deg 1 5142.20 54.11 74.00 -19.89 42.15 36.11 8.52 32.67 234 295 PEAK	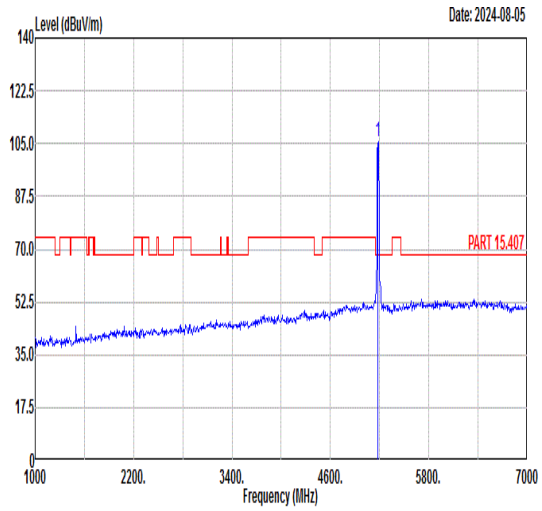 Freq Level Limit Line Margin (dB) Read Level Ant Factor Cable Loss Preamp Factor APos TPos Remark MHz dBuV/m dBuV/m dBuV dB/m dB dB cm deg 1 5180.00 105.54 ------ ------ 93.50 36.09 8.61 32.66 234 295 PEAK
Avg	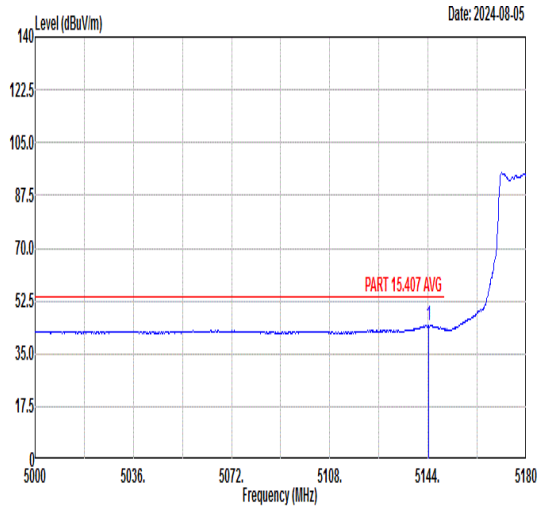 Freq Level Limit Line Margin (dB) Read Level Ant Factor Cable Loss Preamp Factor APos TPos Remark MHz dBuV/m dBuV/m dBuV dB/m dB dB cm deg 1 5144.36 44.30 54.00 -9.70 32.33 36.11 8.53 32.67 234 295 AVERAGE	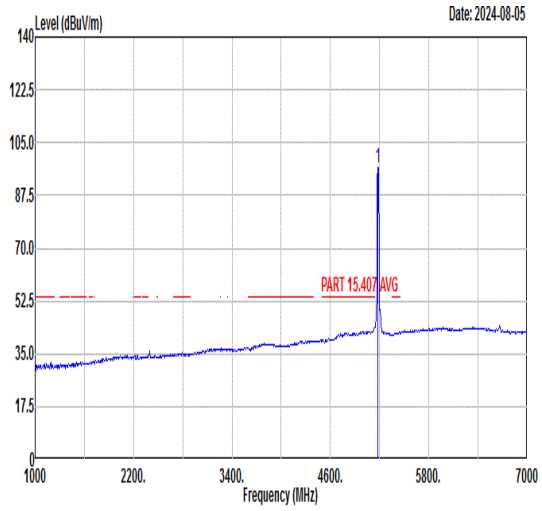 Freq Level Limit Line Margin (dB) Read Level Ant Factor Cable Loss Preamp Factor APos TPos Remark MHz dBuV/m dBuV/m dBuV dB/m dB dB cm deg 1 5180.00 96.69 ------ ------ 84.67 36.09 8.59 32.66 234 295 AVERAGE

Mode	56	
	Band Edge	
	U-NII-1_5.15-5.25_802.11be EHT20_CH36_Full RU_5180MHz	
ANT	CDD 14+15	
Pol.	Vertical	Fundamental
Peak	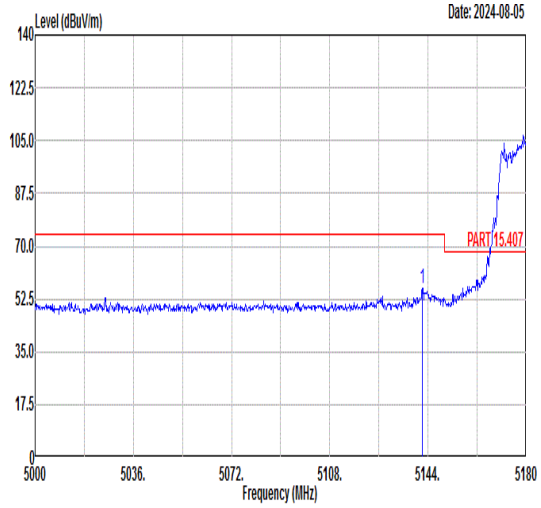 Freq Level Limit Line Margin (dB) Read Level Ant Factor Cable Loss Preamp Factor APos TPos Remark MHz dBuV/m dBuV/m dBuV dB/m dB dB cm deg 1 5142.02 56.16 74.00 -17.84 44.20 36.11 8.52 32.67 100 6 PEAK	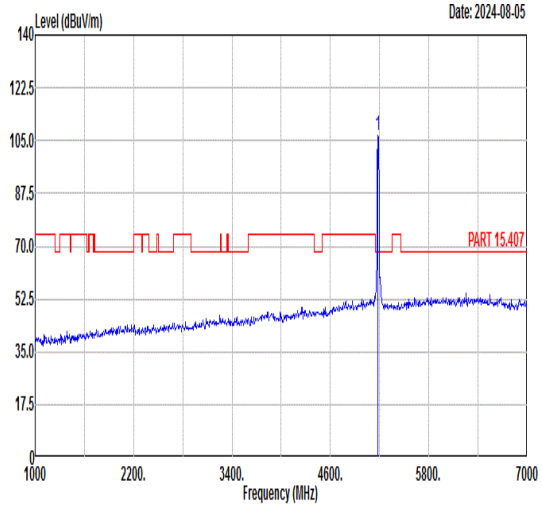 Freq Level Limit Line Margin (dB) Read Level Ant Factor Cable Loss Preamp Factor APos TPos Remark MHz dBuV/m dBuV/m dBuV dB/m dB dB cm deg 1 5180.00 106.66 ------ ------ 94.64 36.09 8.59 32.66 100 6 PEAK
Avg	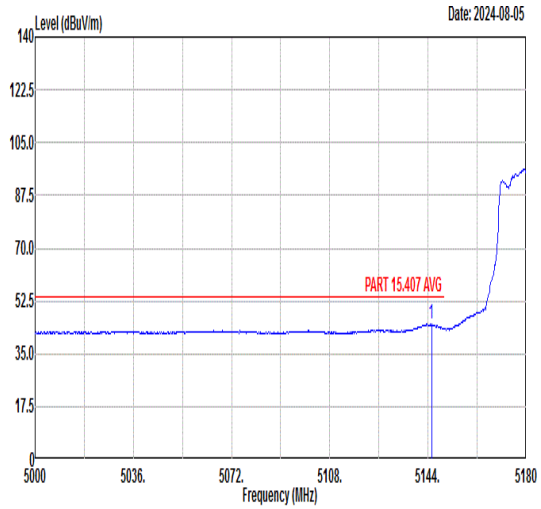 Freq Level Limit Line Margin (dB) Read Level Ant Factor Cable Loss Preamp Factor APos TPos Remark MHz dBuV/m dBuV/m dBuV dB/m dB dB cm deg 1 5145.26 44.82 54.00 -9.18 32.85 36.11 8.53 32.67 100 6 AVERAGE	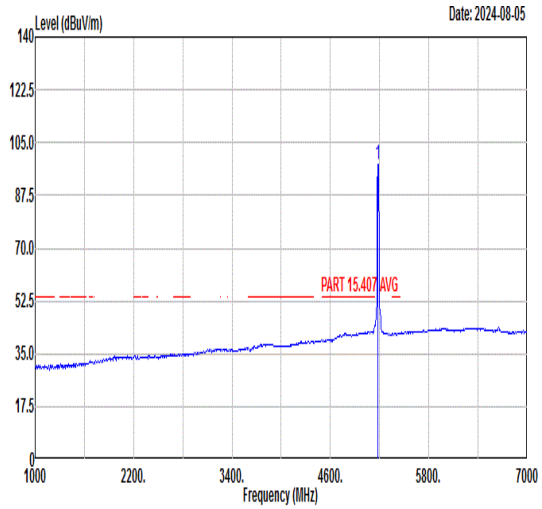 Freq Level Limit Line Margin (dB) Read Level Ant Factor Cable Loss Preamp Factor APos TPos Remark MHz dBuV/m dBuV/m dBuV dB/m dB dB cm deg 1 5180.00 97.78 ------ ------ 85.76 36.09 8.59 32.66 100 6 AVERAGE

Mode	56	
	Harmonic	
	U-NII-1_5.15-5.25_802.11be EHT20_CH36_Full RU_5180MHz	
ANT	CDD 14+15	
Pol.	Horizontal	Vertical
Peak Avg	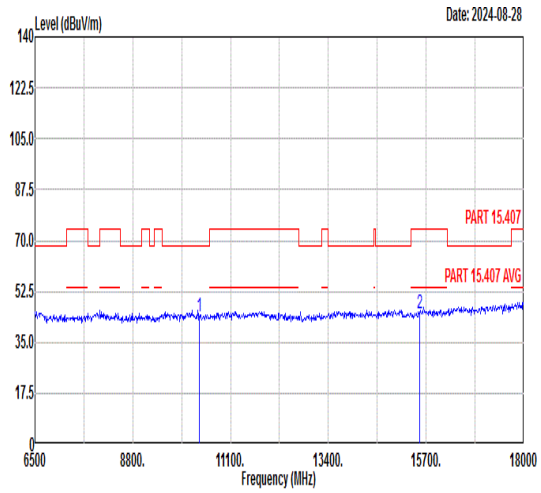 Freq Level Limit Line Margin Read Level Ant Factor Cable Loss Preamp Factor APos TPos Remark MHz dBuV/m dBuV/m dB dBuV dB/m dB dB cm deg 1 10360.00 44.01 68.30 -24.29 44.69 38.74 12.06 51.48 --- --- Peak 2 15540.00 45.04 74.00 -28.96 42.21 40.73 14.58 52.48 --- --- Peak	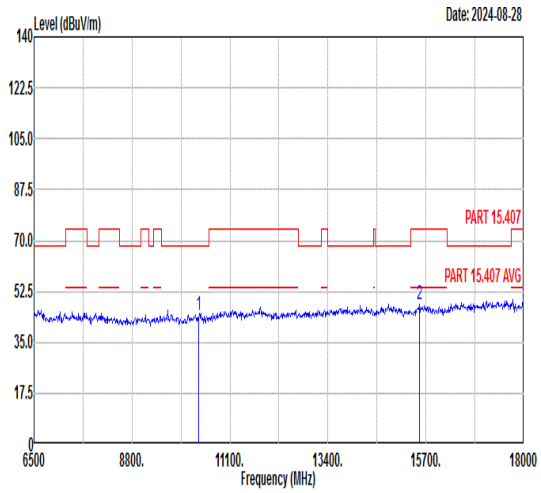 Freq Level Limit Line Margin Read Level Ant Factor Cable Loss Preamp Factor APos TPos Remark MHz dBuV/m dBuV/m dB dBuV dB/m dB dB cm deg 1 10360.00 44.41 68.30 -23.89 45.09 38.74 12.06 51.48 --- --- Peak 2 15540.00 47.96 74.00 -26.04 45.13 40.73 14.58 52.48 --- --- Peak

Mode	57	
	Harmonic	
	U-NII-1_5.15-5.25_802.11be EHT20_CH44_Full RU_5220MHz	
ANT	CDD 14+15	
Pol.	Horizontal	Vertical
Peak Avg	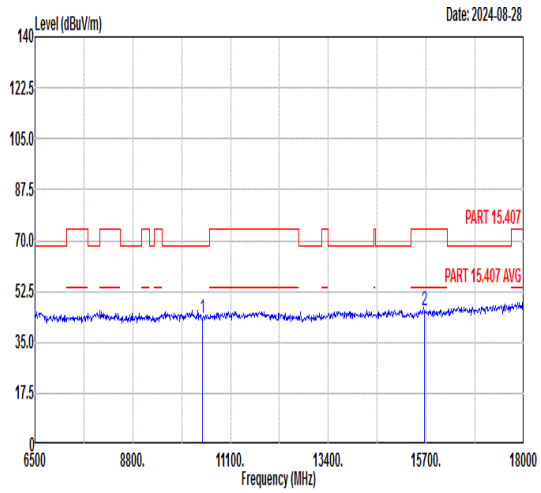 Freq Level Limit Line Margin Read Level Ant Factor Cable Loss Preamp Factor APos TPos Remark MHz dBuV/m dBuV/m dB dBuV dB/m dB dB cm deg 1 10440.00 43.38 68.30 -24.92 43.80 38.78 12.12 51.32 --- --- Peak 2 15660.00 45.89 74.00 -28.11 42.98 40.83 14.64 52.56 --- --- Peak	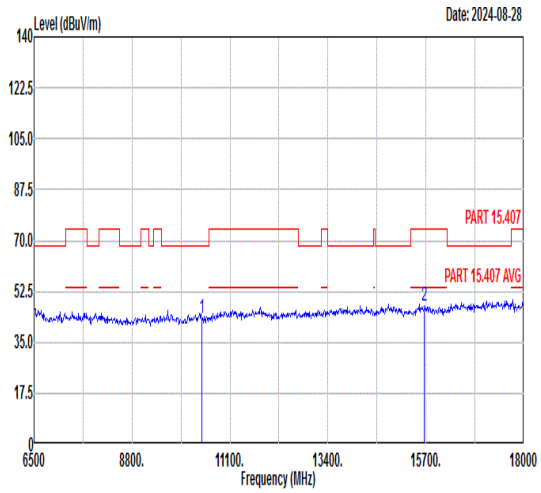 Freq Level Limit Line Margin Read Level Ant Factor Cable Loss Preamp Factor APos TPos Remark MHz dBuV/m dBuV/m dB dBuV dB/m dB dB cm deg 1 10440.00 43.52 68.30 -24.78 43.94 38.78 12.12 51.32 --- --- Peak 2 15660.00 47.39 74.00 -26.61 44.48 40.83 14.64 52.56 --- --- Peak

Mode	58	
	Harmonic	
	U-NII-1_5.15-5.25_802.11be EHT20_CH48_Full RU_5240MHz	
ANT	CDD 14+15	
Pol.	Horizontal	Vertical
Peak Avg	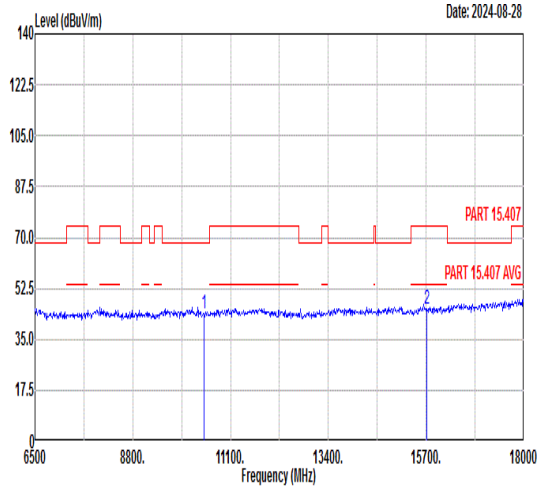 Freq Level Limit Line Margin Read Level Ant Factor Cable Loss Preamp Factor APos TPos Remark MHz dBuV/m dBuV/m dB dBuV dB/m dB dB cm deg 1 10480.00 43.98 68.30 -24.32 44.28 38.79 12.15 51.24 --- --- Peak 2 15720.00 45.33 74.00 -28.67 42.39 40.88 14.66 52.60 --- --- Peak	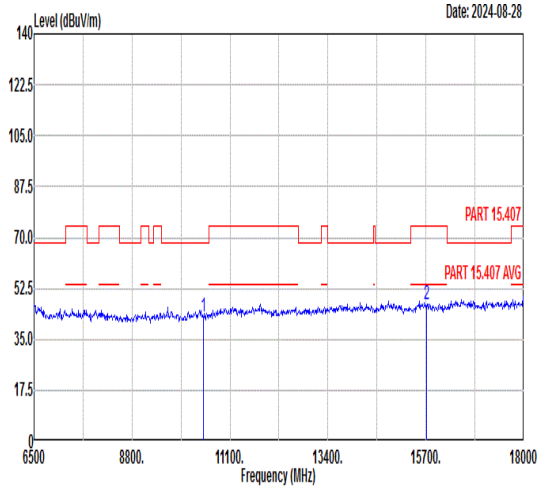 Freq Level Limit Line Margin Read Level Ant Factor Cable Loss Preamp Factor APos TPos Remark MHz dBuV/m dBuV/m dB dBuV dB/m dB dB cm deg 1 10480.00 42.82 68.30 -25.48 43.12 38.79 12.15 51.24 --- --- Peak 2 15720.00 47.08 74.00 -26.92 44.14 40.88 14.66 52.60 --- --- Peak

Mode	59	
	Harmonic	
	U-NII-2A_5.25-5.35_802.11be EHT20_CH52_Full RU_5260MHz	
ANT	CDD 14+15	
Pol.	Horizontal	Vertical
Peak Avg	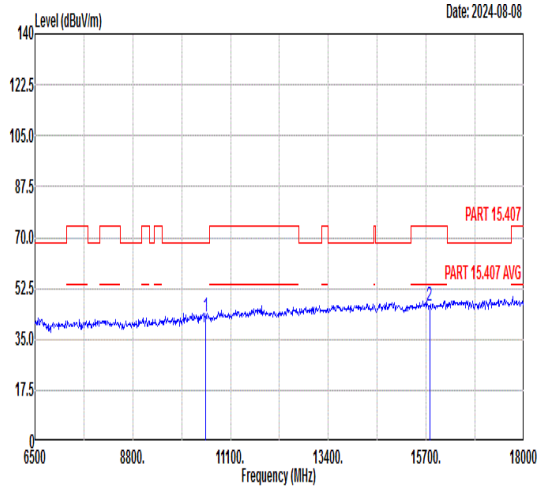 Freq Level Limit Line Margin Read Level Ant Factor Cable Loss Preamp Factor APos TPos Remark MHz dBuV/m dBuV/m dB dBuV dB/m dB dB cm deg 1 10520.00 42.76 68.30 -25.54 55.37 38.81 12.18 63.60 --- --- Peak 2 15780.00 46.71 74.00 -27.29 55.17 40.92 14.69 64.07 --- --- Peak	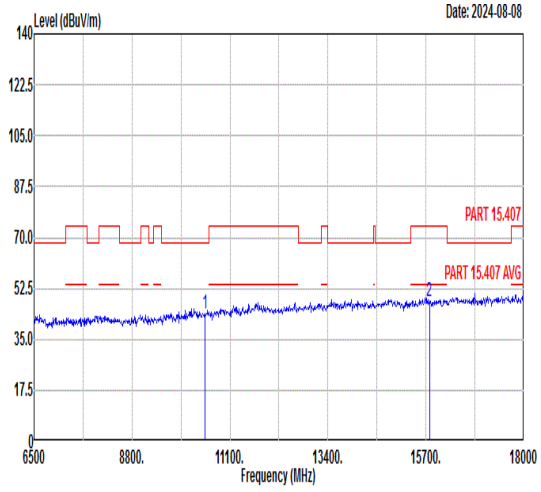 Freq Level Limit Line Margin Read Level Ant Factor Cable Loss Preamp Factor APos TPos Remark MHz dBuV/m dBuV/m dB dBuV dB/m dB dB cm deg 1 10520.00 43.76 68.30 -24.54 56.37 38.81 12.18 63.60 --- --- Peak 2 15780.00 48.31 74.00 -25.69 56.77 40.92 14.69 64.07 --- --- Peak

Mode	60	
	Harmonic	
	U-NII-2A_5.25-5.35_802.11be EHT20_CH60_Full RU_5300MHz	
ANT	CDD 14+15	
Pol.	Horizontal	Vertical
Peak Avg	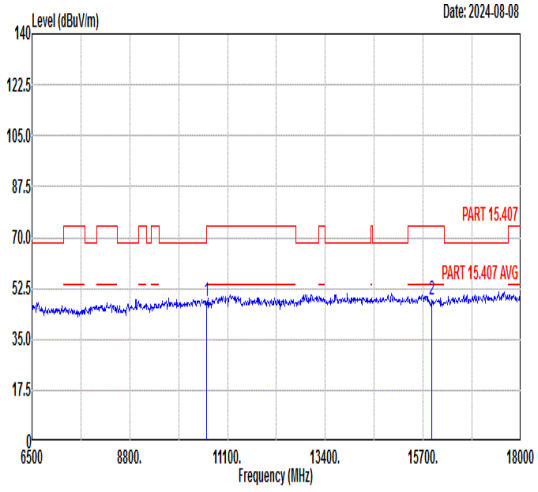 Freq Level Limit Line Margin Read Level Ant Factor Cable Loss Preamp Factor APos TPos Remark MHz dBuV/m dBuV/m dB dBuV dB/m dB dB cm deg 1 10600.00 48.14 74.00 -25.86 60.64 38.84 12.23 63.57 --- --- Peak 2 15900.00 48.69 74.00 -25.31 57.03 41.02 14.75 64.11 --- --- Peak	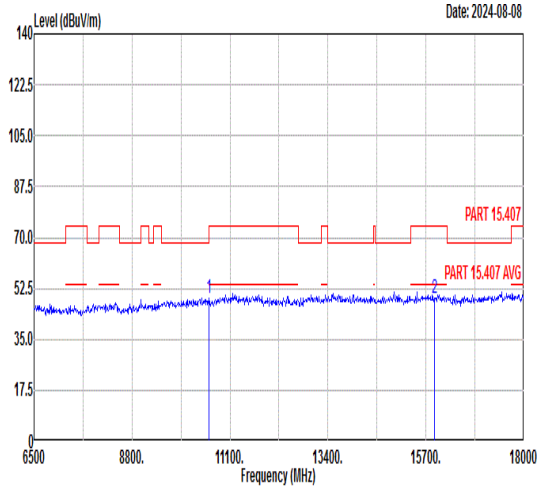 Freq Level Limit Line Margin Read Level Ant Factor Cable Loss Preamp Factor APos TPos Remark MHz dBuV/m dBuV/m dB dBuV dB/m dB dB cm deg 1 10600.00 49.32 74.00 -24.68 61.82 38.84 12.23 63.57 --- --- Peak 2 15900.00 49.39 74.00 -24.61 57.73 41.02 14.75 64.11 --- --- Peak

Mode	61	
	Band Edge	
	U-NII-2A_5.25-5.35_802.11be EHT20_CH64_Full RU_5320MHz	
ANT	CDD 14+15	
Pol.	Horizontal	Fundamental
Peak	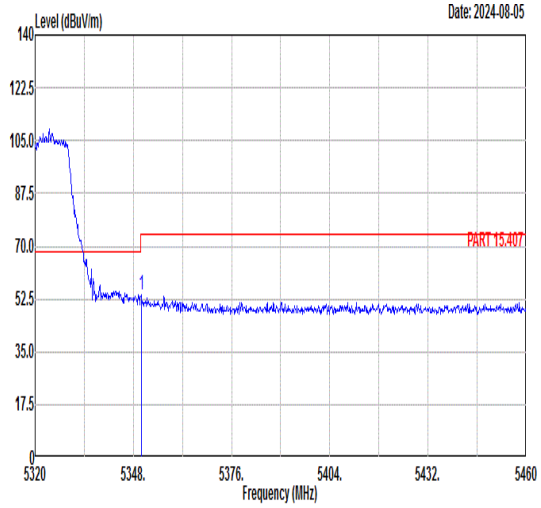 Freq Level Limit Line Margin (dB) Read Level Ant Factor Cable Loss Preamp Factor APos TPos Remark MHz dBuV/m dBuV/m dBuV dB/m dB dB cm deg 1 5350.24 53.84 74.00 -20.16 41.11 35.99 9.37 32.63 200 302 PEAK	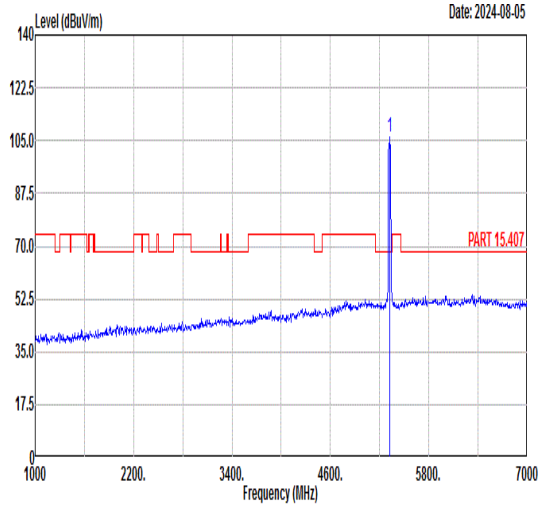 Freq Level Limit Line Margin (dB) Read Level Ant Factor Cable Loss Preamp Factor APos TPos Remark MHz dBuV/m dBuV/m dBuV dB/m dB dB cm deg 1 5320.00 106.19 ------ ------ 93.58 36.00 9.24 32.63 200 302 PEAK
Avg	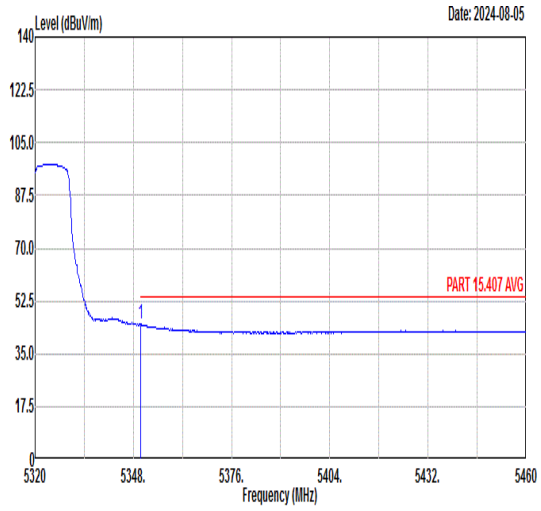 Freq Level Limit Line Margin (dB) Read Level Ant Factor Cable Loss Preamp Factor APos TPos Remark MHz dBuV/m dBuV/m dBuV dB/m dB dB cm deg 1 5350.10 45.08 54.00 -8.92 32.35 35.99 9.37 32.63 200 302 AVERAGE	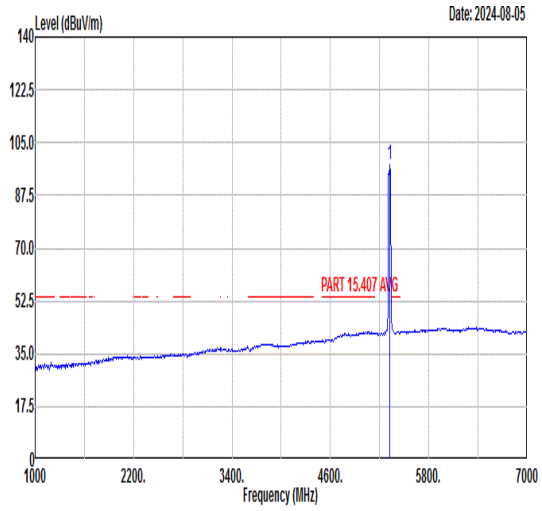 Freq Level Limit Line Margin (dB) Read Level Ant Factor Cable Loss Preamp Factor APos TPos Remark MHz dBuV/m dBuV/m dBuV dB/m dB dB cm deg 1 5320.00 97.66 ------ ------ 85.05 36.00 9.24 32.63 200 302 AVERAGE

Mode	61	
	Band Edge	
	U-NII-2A_5.25-5.35_802.11be EHT20_CH64_Full RU_5320MHz	
ANT	CDD 14+15	
Pol.	Vertical	Fundamental
Peak	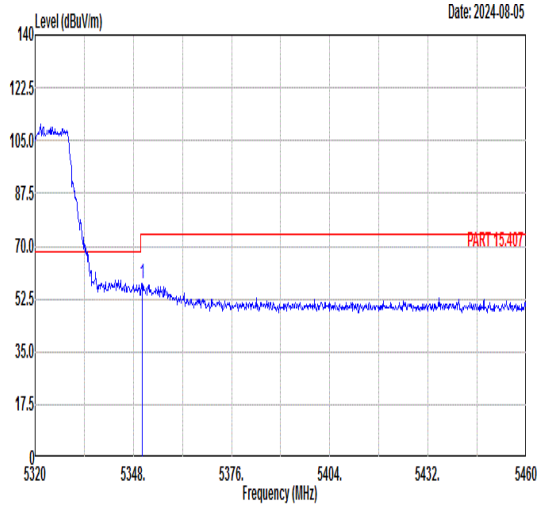 Freq Level Limit Line Margin (dB) Read Level Ant Factor Cable Loss Preamp Factor APos TPos Remark MHz dBuV/m dBuV/m dBuV dB/m dB dB cm deg 1 5350.52 57.51 74.00 -16.49 44.78 35.99 9.37 32.63 300 278 PEAK	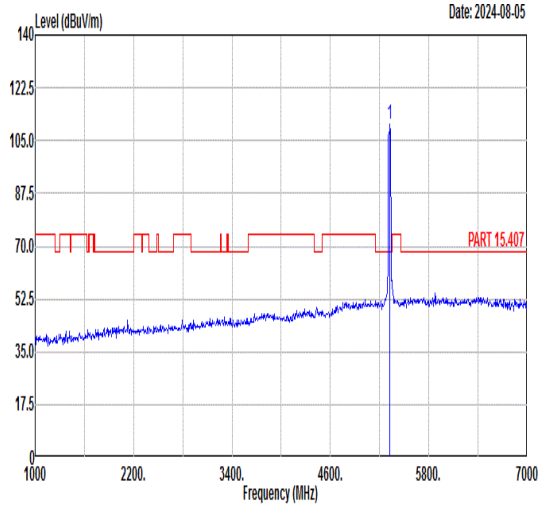 Freq Level Limit Line Margin (dB) Read Level Ant Factor Cable Loss Preamp Factor APos TPos Remark MHz dBuV/m dBuV/m dBuV dB/m dB dB cm deg 1 5320.00 110.40 ------ ------ 97.79 36.00 9.24 32.63 300 278 PEAK
Avg	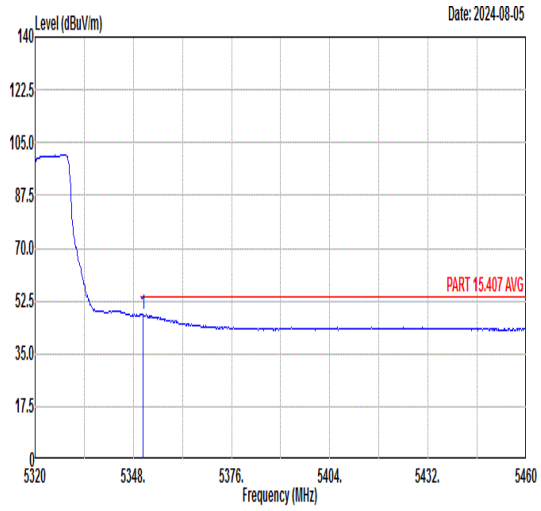 Freq Level Limit Line Margin (dB) Read Level Ant Factor Cable Loss Preamp Factor APos TPos Remark MHz dBuV/m dBuV/m dBuV dB/m dB dB cm deg 1 5350.66 47.92 54.00 -6.08 35.19 35.99 9.37 32.63 300 278 AVERAGE	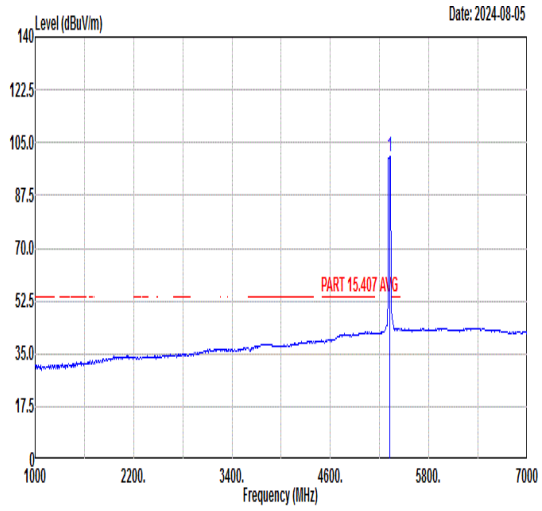 Freq Level Limit Line Margin (dB) Read Level Ant Factor Cable Loss Preamp Factor APos TPos Remark MHz dBuV/m dBuV/m dBuV dB/m dB dB cm deg 1 5320.00 100.58 ------ ------ 87.97 36.00 9.24 32.63 300 278 AVERAGE

Mode	61	
	Harmonic	
	U-NII-2A_5.25-5.35_802.11be EHT20_CH64_Full RU_5320MHz	
ANT	CDD 14+15	
Pol.	Horizontal	Vertical
Peak Avg	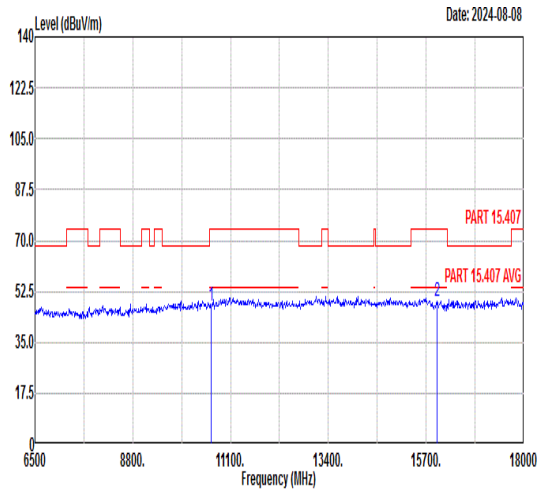 Freq Level Limit Line Margin Read Level Ant Factor Cable Loss Preamp Factor APos TPos Remark MHz dBuV/m dBuV/m dB dBuV dB/m dB dB cm deg 1 10640.00 47.53 74.00 -26.47 59.96 38.86 12.26 63.55 --- --- Peak 2 15960.00 48.98 74.00 -25.02 57.27 41.07 14.77 64.13 --- --- Peak	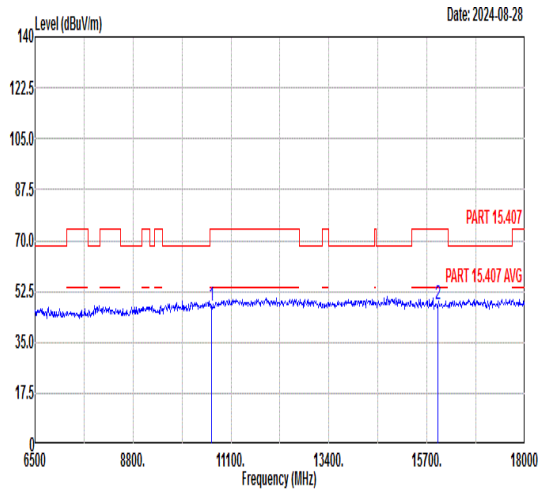 Freq Level Limit Line Margin Read Level Ant Factor Cable Loss Preamp Factor APos TPos Remark MHz dBuV/m dBuV/m dB dBuV dB/m dB dB cm deg 1 10640.00 47.57 74.00 -26.43 60.00 38.86 12.26 63.55 --- --- Peak 2 15960.00 48.29 74.00 -25.71 56.58 41.07 14.77 64.13 --- --- Peak

Mode	62	
	Band Edge	
	U-NII-2C_5.47-5.725_802.11be EHT20_CH100_Full RU_5500MHz	
ANT	CDD 14+15	
Pol.	Horizontal	Fundamental
Peak	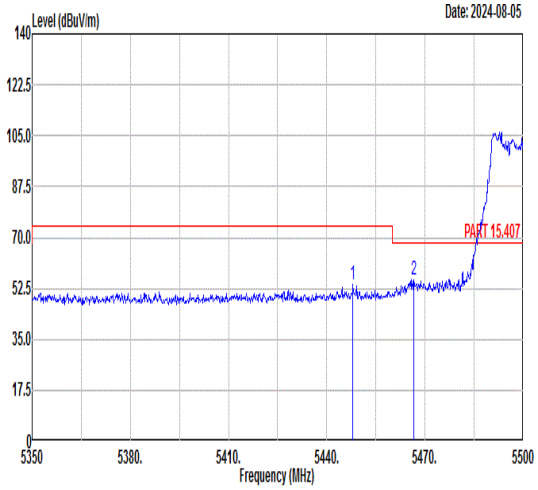 Freq Level Limit Line Margin (dB) Read Level Ant Factor Cable Loss Preamp Factor APos TPos Remark 1 5447.95 53.81 74.00 -20.19 40.81 35.93 9.68 32.61 200 301 PEAK 2 5466.55 55.38 68.30 -12.92 42.38 35.92 9.69 32.61 200 301 PEAK	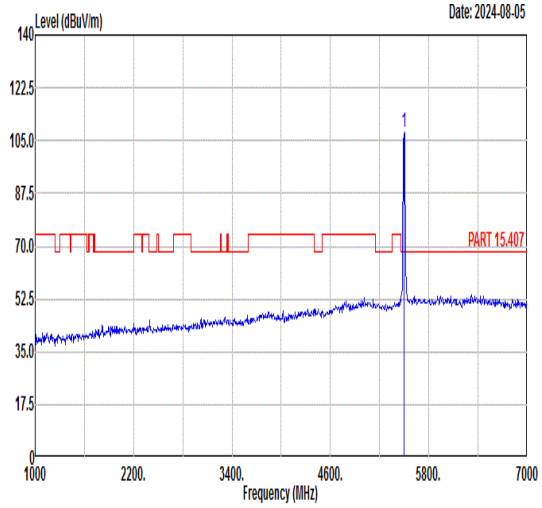 Freq Level Limit Line Margin (dB) Read Level Ant Factor Cable Loss Preamp Factor APos TPos Remark 1 5500.00 107.89 ------ ------ 94.87 35.91 9.71 32.60 200 301 PEAK
Avg	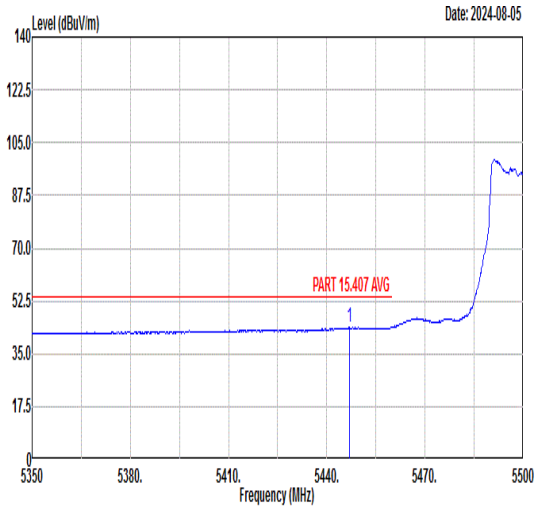 Freq Level Limit Line Margin (dB) Read Level Ant Factor Cable Loss Preamp Factor APos TPos Remark 1 5446.90 43.79 54.00 -10.21 30.79 35.93 9.68 32.61 200 301 AVERAGE	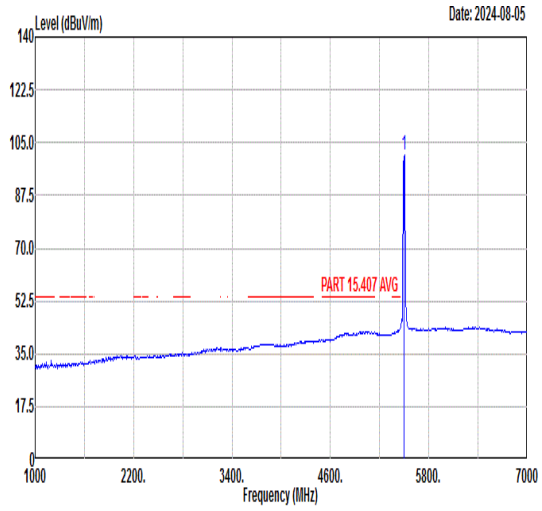 Freq Level Limit Line Margin (dB) Read Level Ant Factor Cable Loss Preamp Factor APos TPos Remark 1 5500.00 100.99 ------ ------ 87.97 35.91 9.71 32.60 200 301 AVERAGE

Mode	62	
	Band Edge	
	U-NII-2C_5.47-5.725_802.11be EHT20_CH100_Full RU_5500MHz	
ANT	CDD 14+15	
Pol.	Vertical	Fundamental
Peak	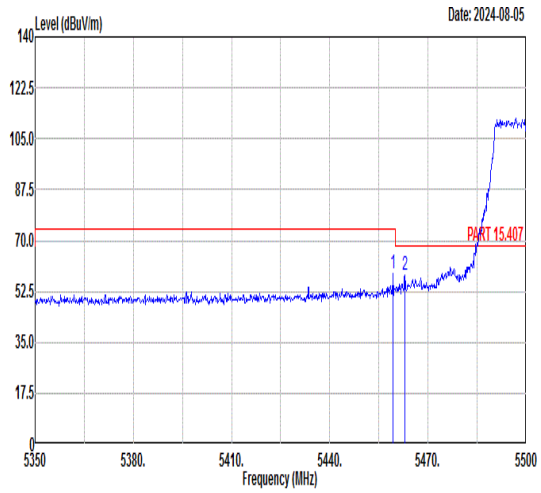 Freq Level Limit Line Margin (dB) Read Level Ant Factor Cable Loss Preamp Factor APos TPos Remark 1 5459.35 58.82 74.00 -15.18 45.82 35.92 9.69 32.61 300 278 PEAK 2 5462.95 58.06 68.30 -10.24 45.06 35.92 9.69 32.61 300 278 PEAK	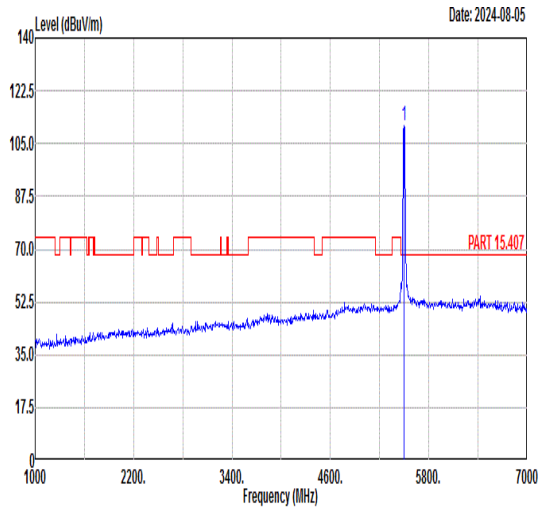 Freq Level Limit Line Margin (dB) Read Level Ant Factor Cable Loss Preamp Factor APos TPos Remark 1 5500.00 110.85 ------ ------ 97.84 35.90 9.71 32.60 300 278 PEAK
Avg	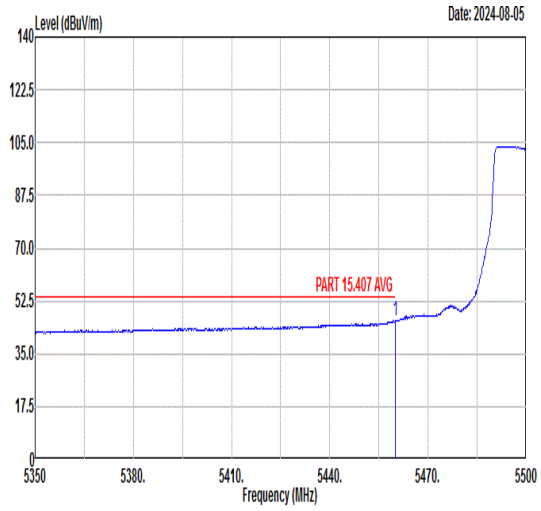 Freq Level Limit Line Margin (dB) Read Level Ant Factor Cable Loss Preamp Factor APos TPos Remark 1 5459.95 45.92 54.00 -8.08 32.92 35.92 9.69 32.61 300 278 AVERAGE	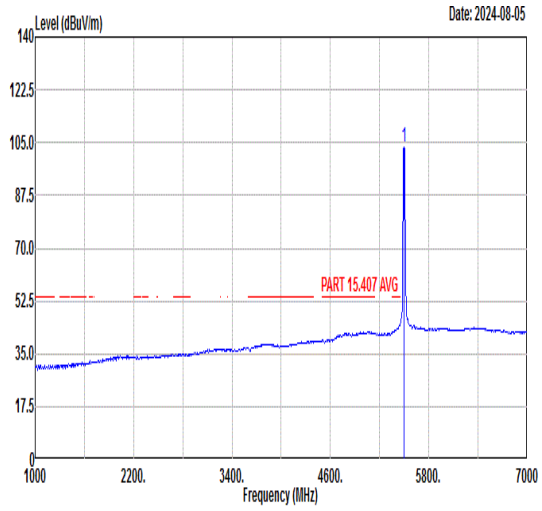 Freq Level Limit Line Margin (dB) Read Level Ant Factor Cable Loss Preamp Factor APos TPos Remark 1 5500.00 103.46 ------ ------ 90.46 35.90 9.70 32.60 300 278 AVERAGE

Mode	62	
	Harmonic	
	U-NII-2C_5.47-5.725_802.11be EHT20_CH100_Full RU_5500MHz	
ANT	CDD 14+15	
Pol.	Horizontal	Vertical
Peak Avg	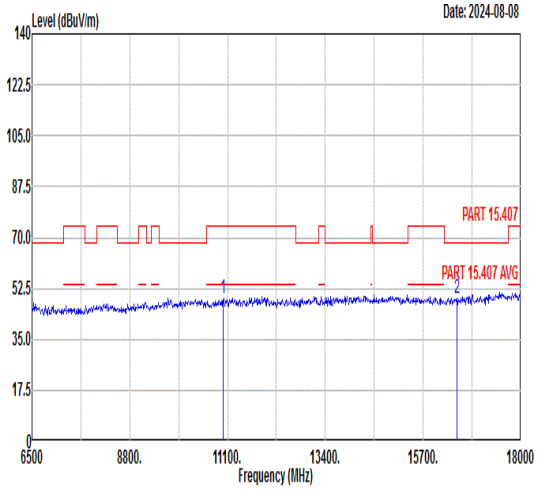 Freq Level Limit Line Margin Read Level Ant Factor Cable Loss Preamp Factor APos TPos Remark MHz dBuV/m dBuV/m dB dBuV dB/m dB dB cm deg 1 11000.00 49.40 74.00 -24.60 61.30 39.00 12.52 63.42 --- --- Peak 2 16500.00 49.30 68.30 -19.00 57.44 41.35 15.17 64.66 --- --- Peak	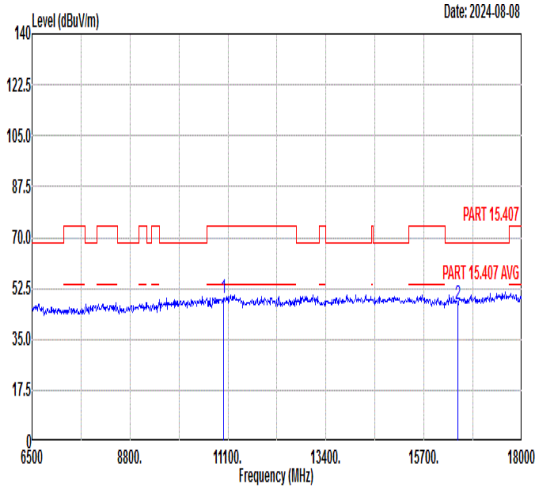 Freq Level Limit Line Margin Read Level Ant Factor Cable Loss Preamp Factor APos TPos Remark MHz dBuV/m dBuV/m dB dBuV dB/m dB dB cm deg 1 11000.00 48.94 74.00 -25.06 60.84 39.00 12.52 63.42 --- --- Peak 2 16500.00 47.09 68.30 -21.21 55.23 41.35 15.17 64.66 --- --- Peak

Mode	63	
	Harmonic	
	U-NII-2C_5.47-5.725_802.11be EHT20_CH116_Full RU_5580MHz	
ANT	CDD 14+15	
Pol.	Horizontal	Vertical
Peak Avg	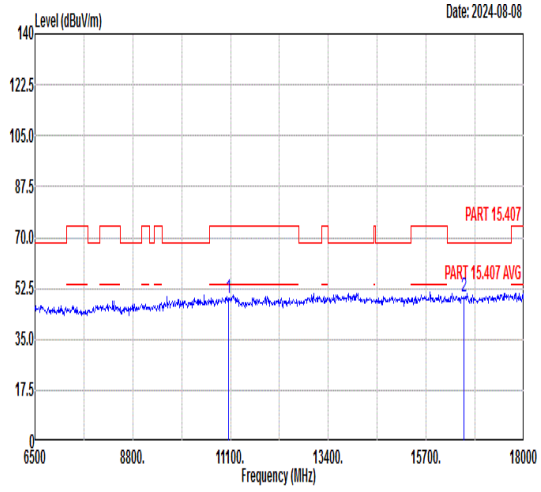 Freq Level Limit Line Margin Read Level Ant Factor Cable Loss Preamp Factor APos TPos Remark MHz dBuV/m dBuV/m dB dBuV dB/m dB dB cm deg 1 11060.00 49.20 74.00 -24.80 61.03 39.02 12.57 63.42 --- --- Peak 2 16590.00 49.59 68.30 -18.71 57.72 41.39 15.23 64.75 --- --- Peak	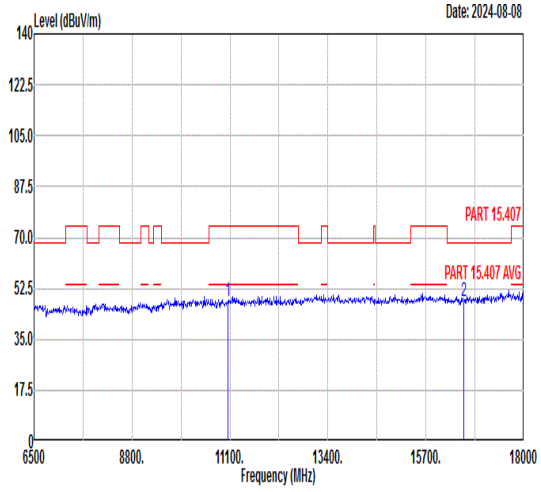 Freq Level Limit Line Margin Read Level Ant Factor Cable Loss Preamp Factor APos TPos Remark MHz dBuV/m dBuV/m dB dBuV dB/m dB dB cm deg 1 11060.00 48.07 74.00 -25.93 59.90 39.02 12.57 63.42 --- --- Peak 2 16590.00 48.24 68.30 -20.06 56.37 41.39 15.23 64.75 --- --- Peak

Mode	64	
	Band Edge	
	U-NII-2C_5.47-5.725_802.11be EHT20_CH140_Full RU_5700MHz	
ANT	CDD 14+15	
Pol.	Horizontal	Fundamental
Peak	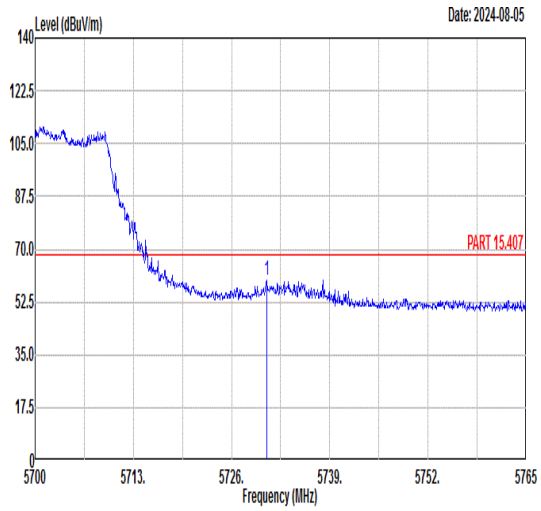 Freq Level Limit Line Margin (dB) Read Level Ant Factor Cable Loss Preamp Factor APos TPos Remark MHz dBuV/m dBuV/m dBuV dB/m dB dB cm deg 1 5730.62 59.78 68.30 -8.52 46.22 36.22 10.03 32.69 100 7 PEAK	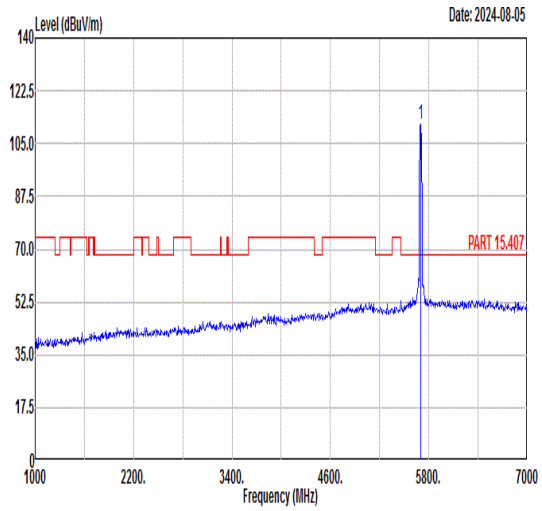 Freq Level Limit Line Margin (dB) Read Level Ant Factor Cable Loss Preamp Factor APos TPos Remark MHz dBuV/m dBuV/m dBuV dB/m dB dB cm deg 1 5700.00 111.39 ------ ------ 97.93 36.18 9.96 32.68 100 7 PEAK
Avg	Blank	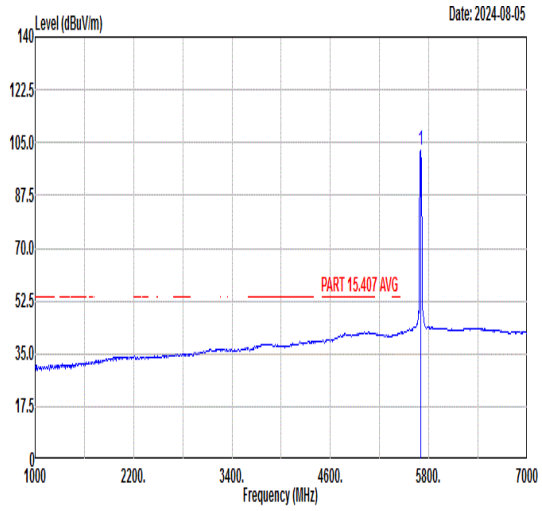 Freq Level Limit Line Margin (dB) Read Level Ant Factor Cable Loss Preamp Factor APos TPos Remark MHz dBuV/m dBuV/m dBuV dB/m dB dB cm deg 1 5700.00 102.47 ------ ------ 89.01 36.18 9.96 32.68 100 7 AVERAGE

Mode	64	
	Band Edge	
	U-NII-2C_5.47-5.725_802.11be EHT20_CH140_Full RU_5700MHz	
ANT	CDD 14+15	
Pol.	Vertical	Fundamental
Peak	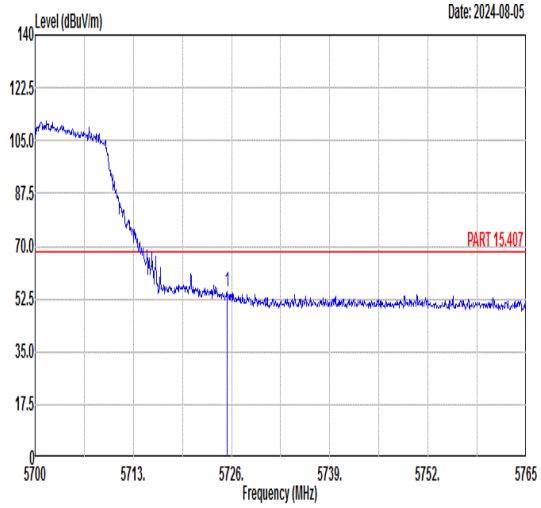 Freq Level Limit Line Margin (dB) Read Level Ant Factor Cable Loss Preamp Factor APos TPos Remark 1 5725.42 54.72 68.30 -13.58 41.17 36.22 10.02 32.69 300 275 PEAK	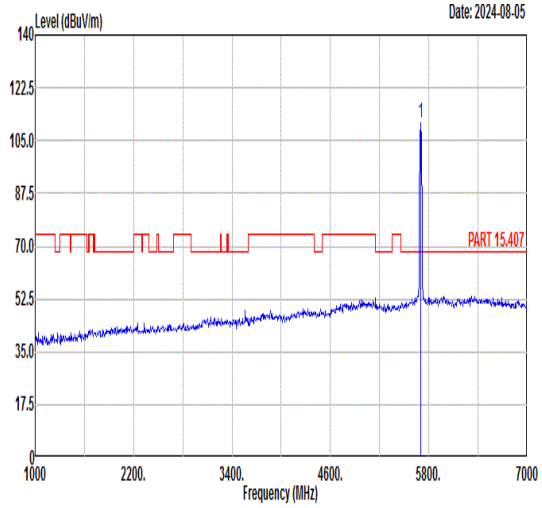 Freq Level Limit Line Margin (dB) Read Level Ant Factor Cable Loss Preamp Factor APos TPos Remark 1 5700.00 111.11 ------ ------ 97.65 36.18 9.96 32.68 300 275 PEAK
Avg	Blank	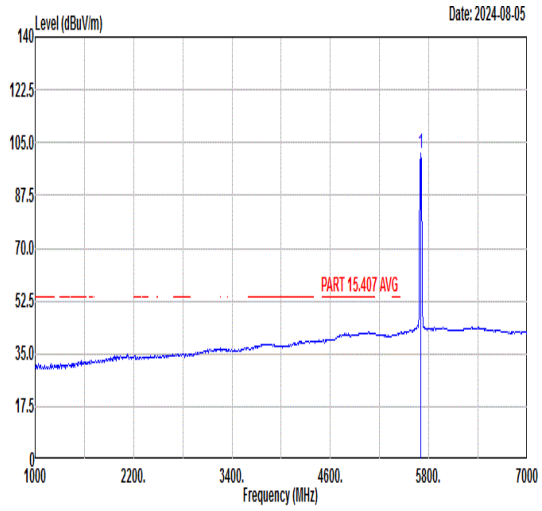 Freq Level Limit Line Margin (dB) Read Level Ant Factor Cable Loss Preamp Factor APos TPos Remark 1 5700.00 101.61 ------ ------ 88.13 36.19 9.97 32.68 300 275 AVERAGE

Mode	64	
	Harmonic	
	U-NII-2C_5.47-5.725_802.11be EHT20_CH140_Full RU_5700MHz	
ANT	CDD 14+15	
Pol.	Horizontal	Vertical
Peak Avg	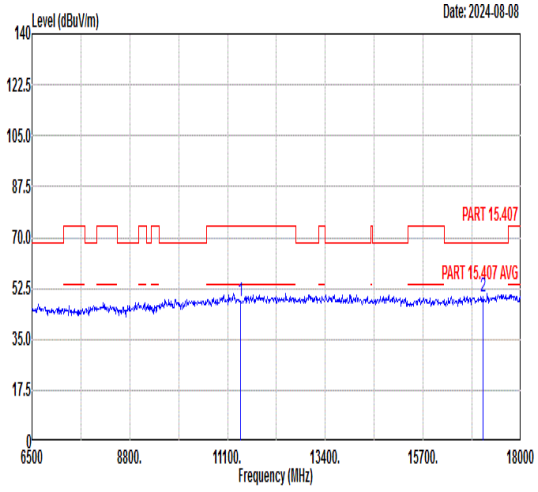 Freq Level Limit Line Margin Read Level Ant Factor Cable Loss Preamp Factor APos TPos Remark MHz dBuV/m dBuV/m dB dBuV dB/m dB dB cm deg 1 11400.00 48.29 74.00 -25.71 59.76 39.16 12.81 63.44 --- --- Peak 2 17100.00 49.54 68.30 -18.76 57.44 41.71 15.62 65.23 --- --- Peak	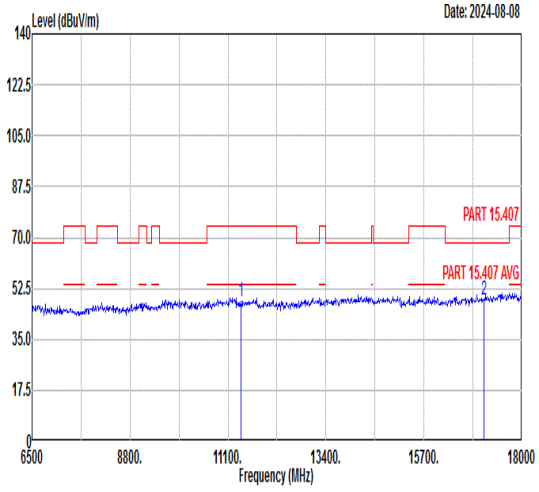 Freq Level Limit Line Margin Read Level Ant Factor Cable Loss Preamp Factor APos TPos Remark MHz dBuV/m dBuV/m dB dBuV dB/m dB dB cm deg 1 11400.00 47.91 74.00 -26.09 59.38 39.16 12.81 63.44 --- --- Peak 2 17100.00 48.75 68.30 -19.55 56.65 41.71 15.62 65.23 --- --- Peak

Mode	65	
	Band Edge - L	
	U-NII-1_5.15-5.25_802.11be EHT40_CH38_Full RU_5190MHz	
ANT	CDD 14+15	
Pol.	Horizontal	Fundamental
Peak	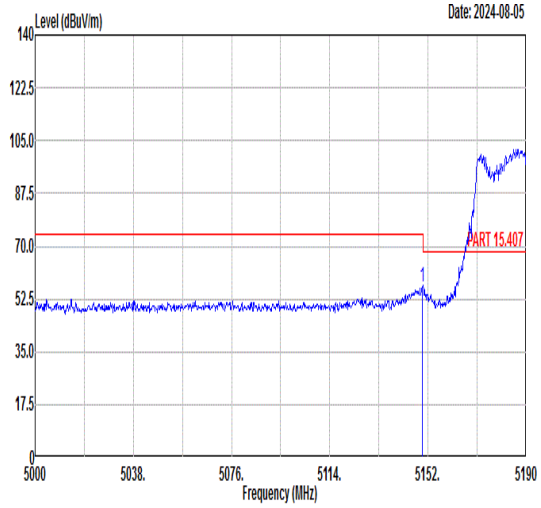 Freq Level Limit Line Margin (dB) Read Level Ant Factor Cable Loss Preamp Factor APos TPos Remark MHz dBuV/m dBuV/m dBuV dB/m dB dB cm deg 1 5149.91 56.78 74.00 -17.22 44.80 36.11 8.54 32.67 101 303 PEAK	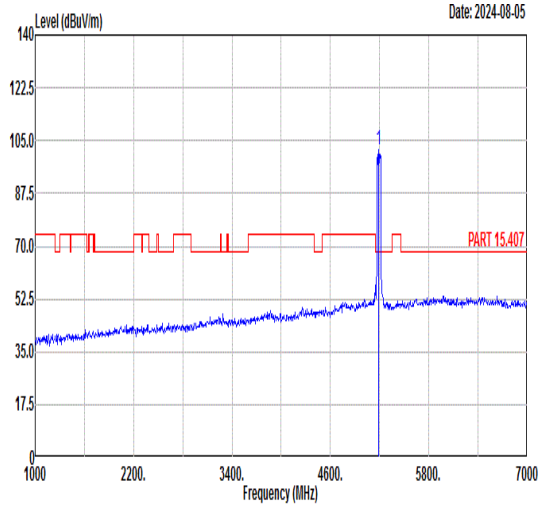 Freq Level Limit Line Margin (dB) Read Level Ant Factor Cable Loss Preamp Factor APos TPos Remark MHz dBuV/m dBuV/m dBuV dB/m dB dB cm deg 1 5190.00 101.93 ------ ------ 89.89 36.09 8.61 32.66 101 303 PEAK
Avg	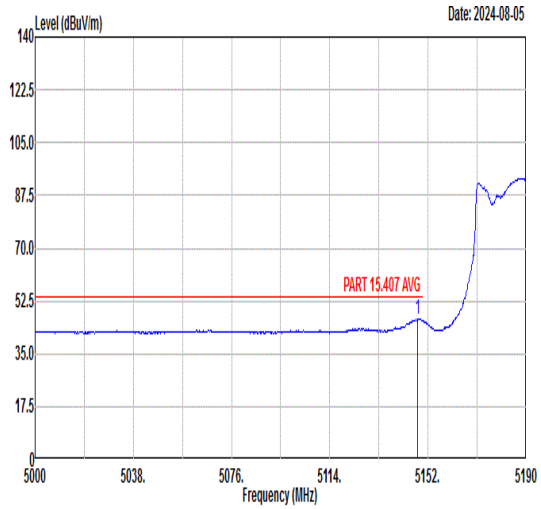 Freq Level Limit Line Margin (dB) Read Level Ant Factor Cable Loss Preamp Factor APos TPos Remark MHz dBuV/m dBuV/m dBuV dB/m dB dB cm deg 1 5147.82 46.50 54.00 -7.50 34.53 36.11 8.53 32.67 101 303 AVERAGE	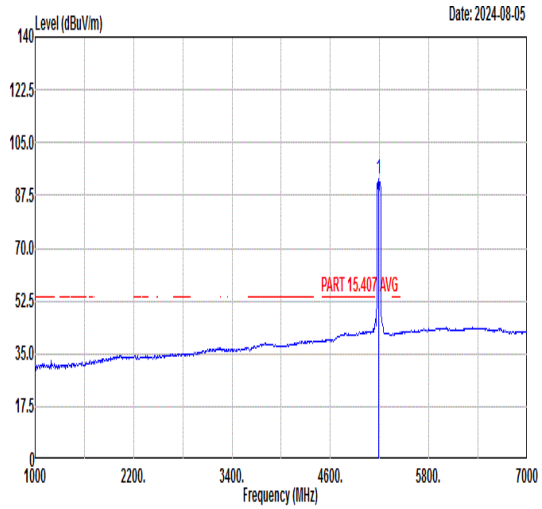 Freq Level Limit Line Margin (dB) Read Level Ant Factor Cable Loss Preamp Factor APos TPos Remark MHz dBuV/m dBuV/m dBuV dB/m dB dB cm deg 1 5190.00 92.81 ------ ------ 80.77 36.09 8.61 32.66 101 303 AVERAGE

Mode	65	
	Band Edge - R	
	U-NII-1_5.15-5.25_802.11be EHT40_CH38_Full RU_5190MHz	
ANT	CDD 14+15	
Pol.	Horizontal	Fundamental
Peak	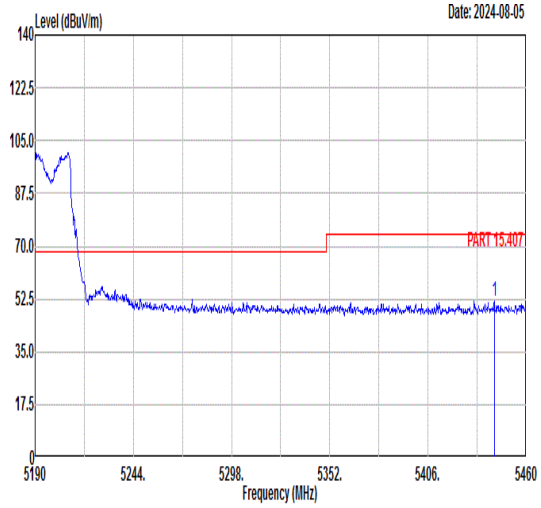 Freq Level Limit Line Margin (dB) Read Level Ant Factor Cable Loss Preamp Factor APos TPos Remark MHz dBuV/m dBuV/m dBuV dB/m dB dB cm deg 1 5442.45 51.66 74.00 -22.34 38.66 35.93 9.68 32.61 101 303 PEAK	Blank
Avg	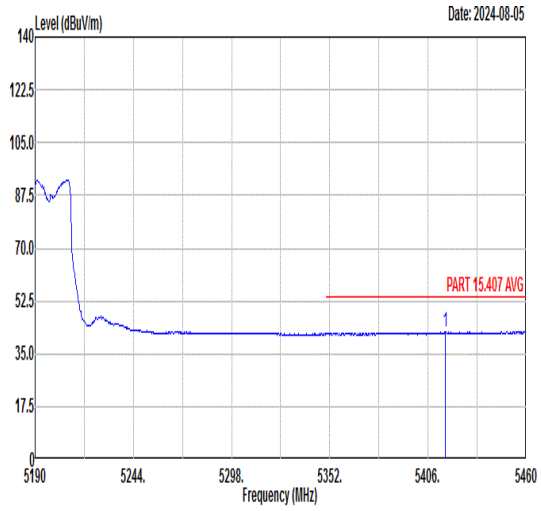 Freq Level Limit Line Margin (dB) Read Level Ant Factor Cable Loss Preamp Factor APos TPos Remark MHz dBuV/m dBuV/m dBuV dB/m dB dB cm deg 1 5415.45 42.42 54.00 -11.58 29.43 35.95 9.66 32.62 101 303 AVERAGE	Blank

Mode	65
	Band Edge - L
	U-NII-1_5.15-5.25_802.11be EHT40_CH38_Full RU_5190MHz
ANT	CDD 14+15

Pol.	Vertical	Fundamental
Peak	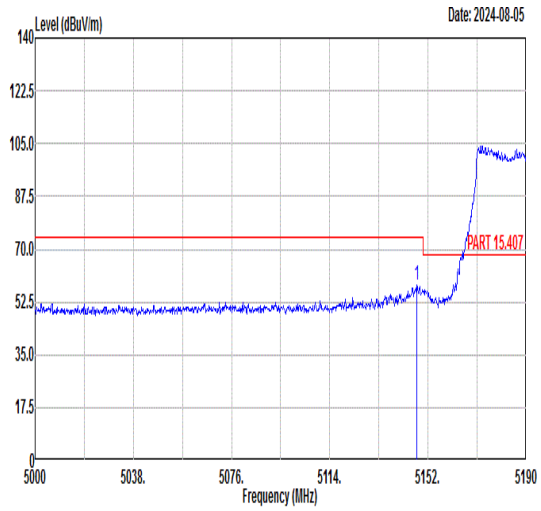 Freq Level Limit Line Margin (dB) Read Level Ant Factor Cable Loss Preamp Factor APos TPos Remark MHz dBuV/m dBuV/m dBuV dB/m dB dB cm deg 1 5147.63 58.14 74.00 -15.86 46.17 36.11 8.53 32.67 296 281 PEAK	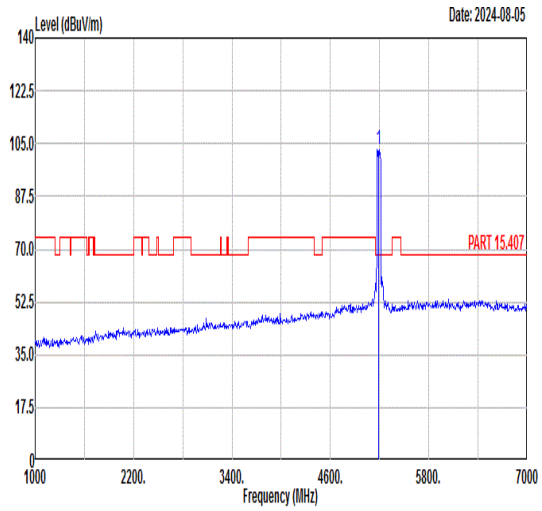 Freq Level Limit Line Margin (dB) Read Level Ant Factor Cable Loss Preamp Factor APos TPos Remark MHz dBuV/m dBuV/m dBuV dB/m dB dB cm deg 1 5190.00 103.14 ------ ------ 91.10 36.08 8.62 32.66 296 281 PEAK
Avg	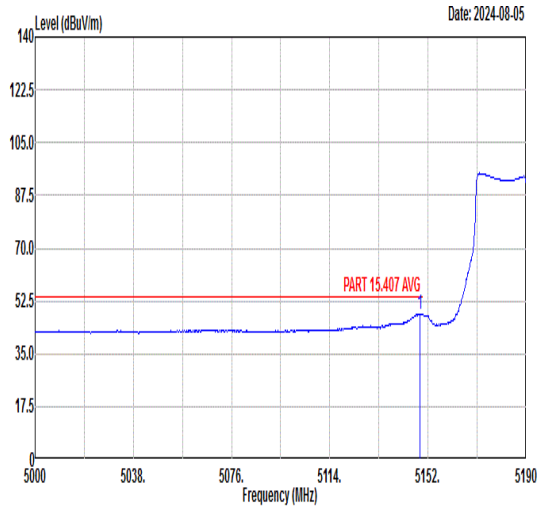 Freq Level Limit Line Margin (dB) Read Level Ant Factor Cable Loss Preamp Factor APos TPos Remark MHz dBuV/m dBuV/m dBuV dB/m dB dB cm deg 1 5148.96 48.08 54.00 -5.92 36.11 36.11 8.53 32.67 296 281 AVERAGE	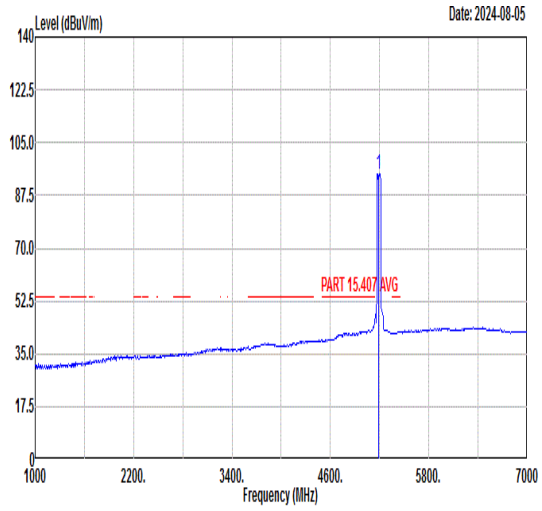 Freq Level Limit Line Margin (dB) Read Level Ant Factor Cable Loss Preamp Factor APos TPos Remark MHz dBuV/m dBuV/m dBuV dB/m dB dB cm deg 1 5190.00 94.73 ------ ------ 82.73 36.10 8.57 32.67 296 281 AVERAGE

Mode	65	
	Band Edge - R	
	U-NII-1_5.15-5.25_802.11be EHT40_CH38_Full RU_5190MHz	
ANT	CDD 14+15	
Pol.	Vertical	Fundamental
Peak	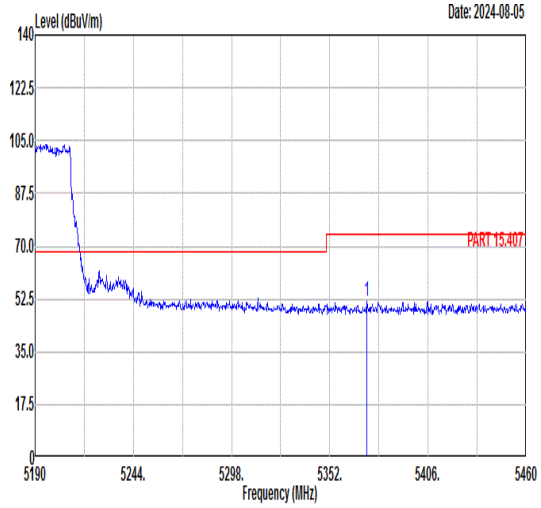 Freq Level Limit Line Margin (dB) Read Level Ant Factor Cable Loss Preamp Factor APos TPos Remark MHz dBuV/m dBuV/m dBuV dB/m dB dB cm deg 1 5372.52 51.61 74.00 -22.39 38.78 35.98 9.48 32.63 296 281 PEAK	Blank
Avg	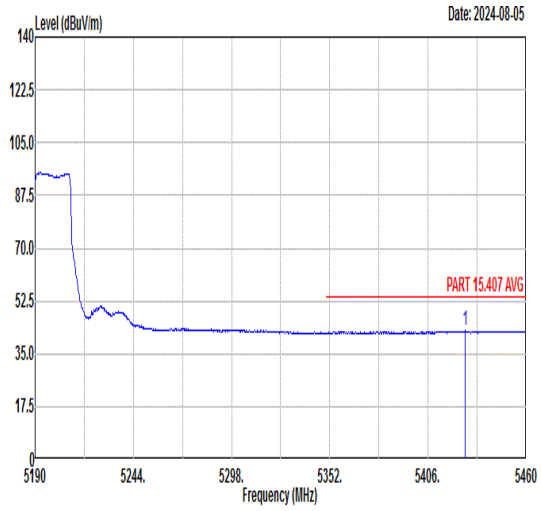 Freq Level Limit Line Margin (dB) Read Level Ant Factor Cable Loss Preamp Factor APos TPos Remark MHz dBuV/m dBuV/m dBuV dB/m dB dB cm deg 1 5426.25 42.53 54.00 -11.47 29.53 35.94 9.67 32.61 296 281 AVERAGE	Blank

Mode	66	
	Band Edge - L	
	U-NII-1_5.15-5.25_802.11be EHT40_CH46_Full RU_5230MHz	
ANT	CDD 14+15	
Pol.	Horizontal	Fundamental
Peak	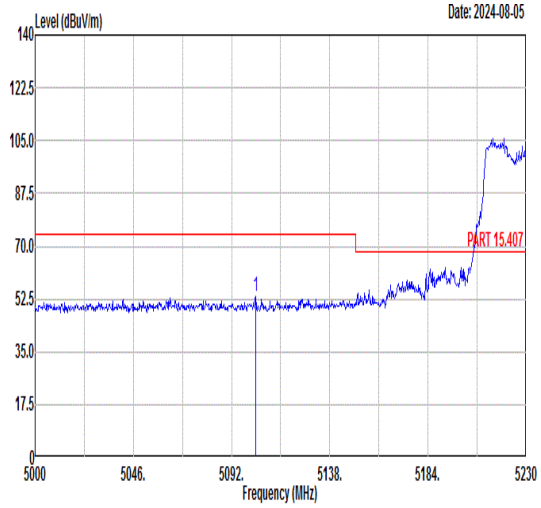 Freq Level Limit Line Margin (dB) Read Level Ant Factor Cable Loss Preamp Factor APos TPos Remark MHz dBuV/m dBuV/m dBuV dB/m dB dB cm deg 1 5103.27 53.29 74.00 -20.71 41.38 36.14 8.45 32.68 233 296 PEAK	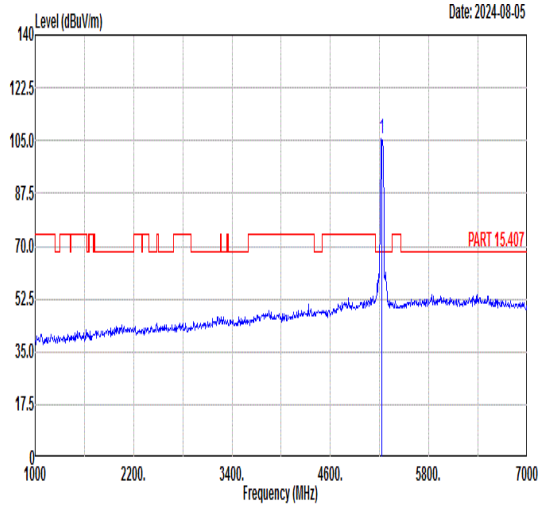 Freq Level Limit Line Margin (dB) Read Level Ant Factor Cable Loss Preamp Factor APos TPos Remark MHz dBuV/m dBuV/m dBuV dB/m dB dB cm deg 1 5230.00 105.51 ------ ------ 93.42 36.07 8.68 32.66 233 296 PEAK
Avg	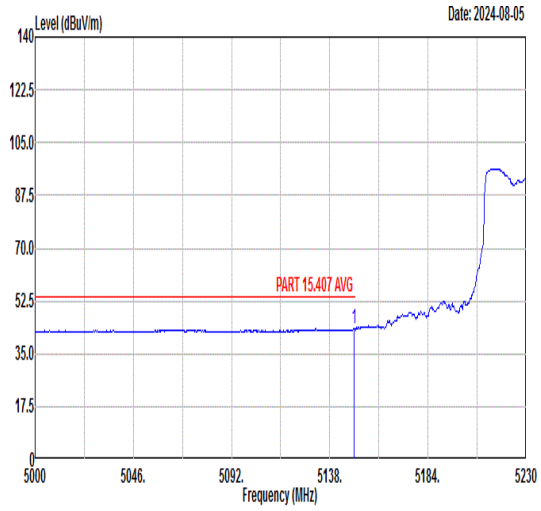 Freq Level Limit Line Margin (dB) Read Level Ant Factor Cable Loss Preamp Factor APos TPos Remark MHz dBuV/m dBuV/m dBuV dB/m dB dB cm deg 1 5149.27 43.10 54.00 -10.90 31.13 36.11 8.53 32.67 233 296 AVERAGE	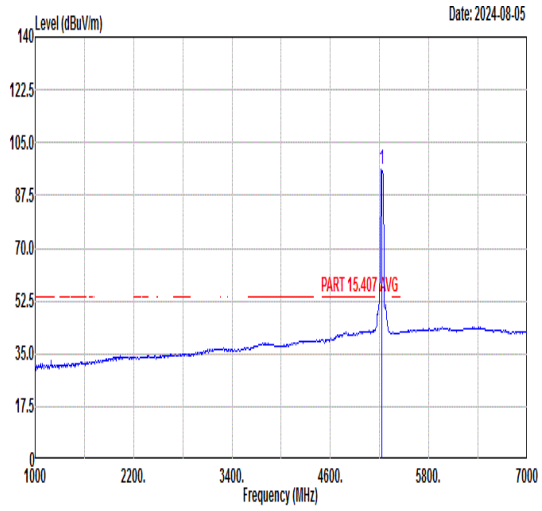 Freq Level Limit Line Margin (dB) Read Level Ant Factor Cable Loss Preamp Factor APos TPos Remark MHz dBuV/m dBuV/m dBuV dB/m dB dB cm deg 1 5230.00 96.04 ------ ------ 83.95 36.07 8.68 32.66 233 296 AVERAGE

Mode	66	
	Band Edge - R	
	U-NII-1_5.15-5.25_802.11be EHT40_CH46_Full RU_5230MHz	
ANT	CDD 14+15	
Pol.	Horizontal	Fundamental
Peak	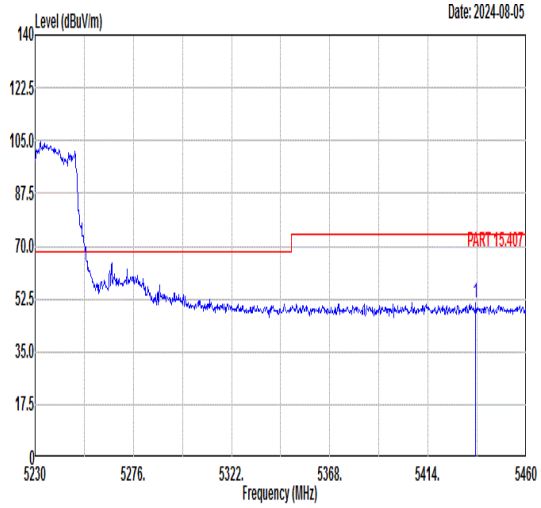 Freq Level Limit Line Margin (dB) Read Level Ant Factor Cable Loss Preamp Factor APos TPos Remark MHz dBuV/m dBuV/m dBuV dB/m dB dB cm deg 1 5436.31 51.39 74.00 -22.61 38.38 35.94 9.68 32.61 233 296 PEAK	Blank
Avg	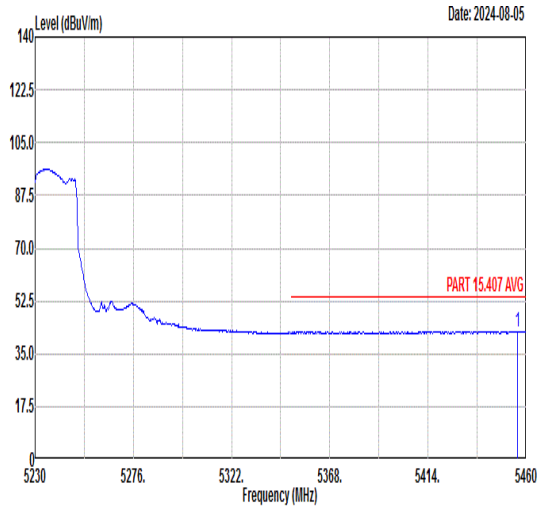 Freq Level Limit Line Margin (dB) Read Level Ant Factor Cable Loss Preamp Factor APos TPos Remark MHz dBuV/m dBuV/m dBuV dB/m dB dB cm deg 1 5456.09 42.50 54.00 -11.50 29.49 35.93 9.69 32.61 233 296 AVERAGE	Blank

Mode	66	
	Band Edge - L	
	U-NII-1_5.15-5.25_802.11be EHT40_CH46_Full RU_5230MHz	
ANT	CDD 14+15	
Pol.	Vertical	Fundamental
Peak	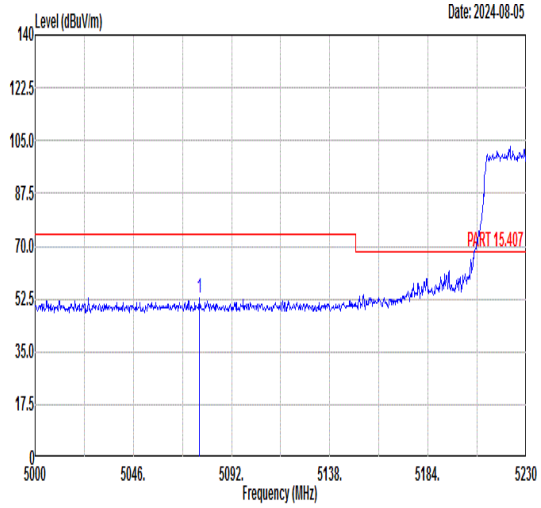 Freq Level Limit Line Margin (dB) Read Level Ant Factor Cable Loss Preamp Factor APos TPos Remark MHz dBuV/m dBuV/m dBuV dB/m dB dB cm deg 1 5077.05 52.63 74.00 -21.37 40.76 36.15 8.40 32.68 300 244 PEAK	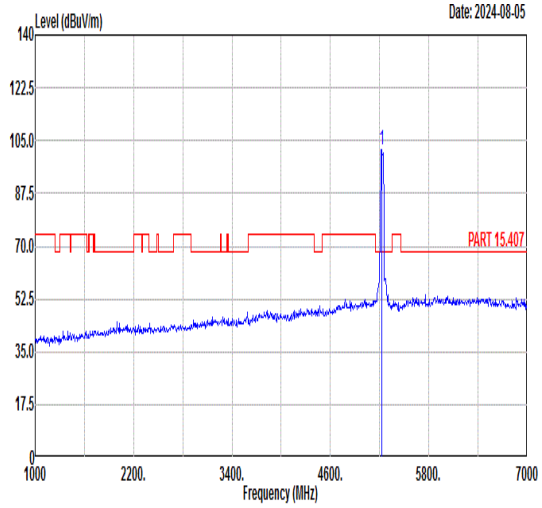 Freq Level Limit Line Margin (dB) Read Level Ant Factor Cable Loss Preamp Factor APos TPos Remark MHz dBuV/m dBuV/m dBuV dB/m dB dB cm deg 1 5230.00 102.23 ------ ------ 90.11 36.07 8.71 32.66 300 244 PEAK
Avg	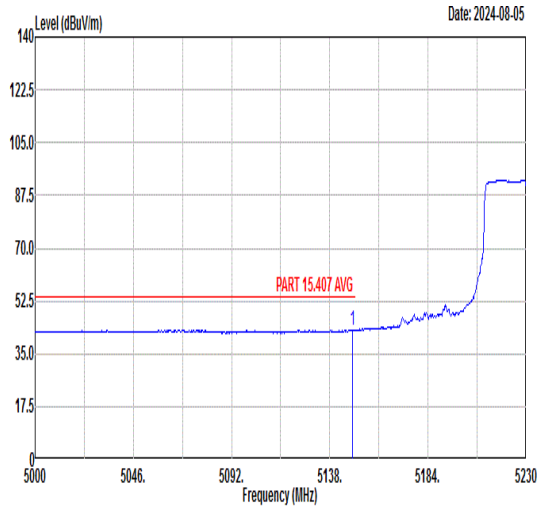 Freq Level Limit Line Margin (dB) Read Level Ant Factor Cable Loss Preamp Factor APos TPos Remark MHz dBuV/m dBuV/m dBuV dB/m dB dB cm deg 1 5148.58 42.91 54.00 -11.09 30.94 36.11 8.53 32.67 300 244 AVERAGE	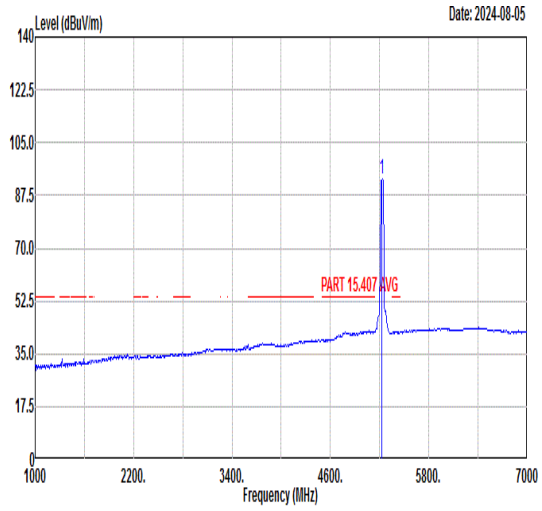 Freq Level Limit Line Margin (dB) Read Level Ant Factor Cable Loss Preamp Factor APos TPos Remark MHz dBuV/m dBuV/m dBuV dB/m dB dB cm deg 1 5230.00 92.87 ------ ------ 80.69 36.06 8.77 32.65 300 244 AVERAGE

Mode	66	
	Band Edge - R	
	U-NII-1_5.15-5.25_802.11be EHT40_CH46_Full RU_5230MHz	
ANT	CDD 14+15	
Pol.	Vertical	Fundamental
Peak	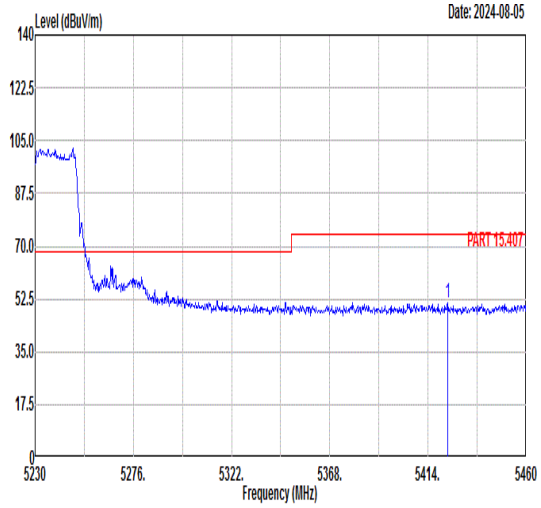 Freq Level Limit Line Margin (dB) Read Level Ant Factor Cable Loss Preamp Factor APos TPos Remark MHz dBuV/m dBuV/m dBuV dB/m dB dB cm deg 1 5423.20 51.36 74.00 -22.64 38.36 35.95 9.67 32.62 300 244 PEAK	Blank
Avg	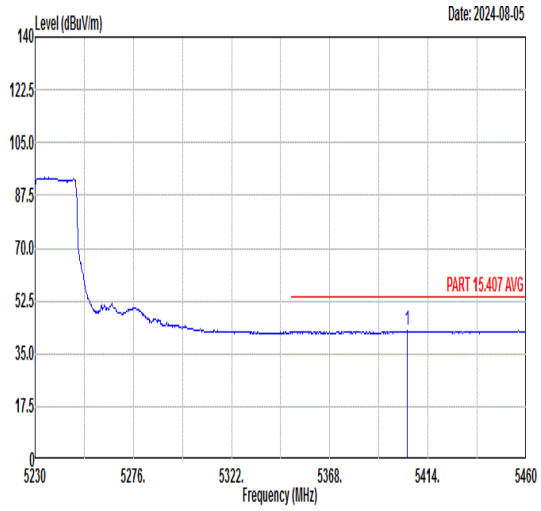 Freq Level Limit Line Margin (dB) Read Level Ant Factor Cable Loss Preamp Factor APos TPos Remark MHz dBuV/m dBuV/m dBuV dB/m dB dB cm deg 1 5404.11 42.55 54.00 -11.45 29.56 35.96 9.65 32.62 300 244 AVERAGE	Blank

Mode	67	
	Band Edge - L	
	U-NII-2A_5.25-5.35_802.11be EHT40_CH54_Full RU_5270MHz	
ANT	CDD 14+15	
Pol.	Horizontal	Fundamental
Peak	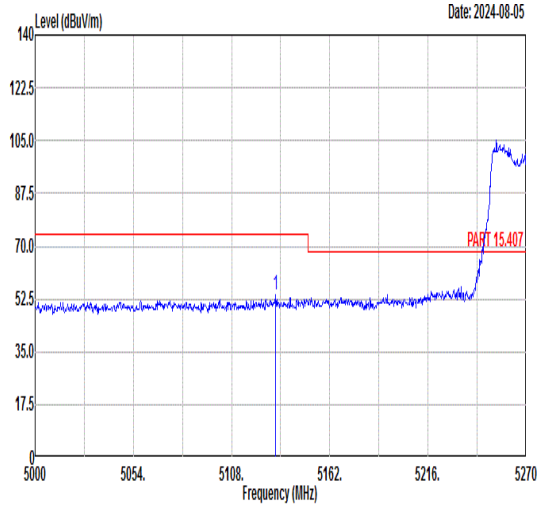 Freq Level Limit Line Margin (dB) Read Level Ant Factor Cable Loss Preamp Factor APos TPos Remark MHz dBuV/m dBuV/m dBuV dB/m dB dB cm deg 1 5132.30 54.04 74.00 -19.96 42.09 36.12 8.50 32.67 227 299 PEAK	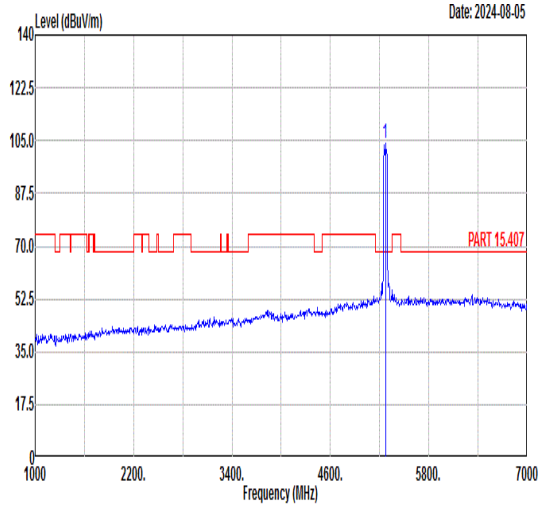 Freq Level Limit Line Margin (dB) Read Level Ant Factor Cable Loss Preamp Factor APos TPos Remark MHz dBuV/m dBuV/m dBuV dB/m dB dB cm deg 1 5270.00 104.01 ------ ------ 91.63 36.03 8.99 32.64 227 299 PEAK
Avg	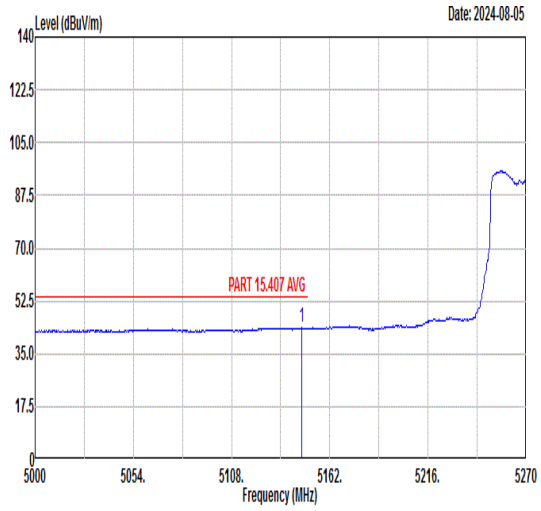 Freq Level Limit Line Margin (dB) Read Level Ant Factor Cable Loss Preamp Factor APos TPos Remark MHz dBuV/m dBuV/m dBuV dB/m dB dB cm deg 1 5146.61 43.70 54.00 -10.30 31.73 36.11 8.53 32.67 227 299 AVERAGE	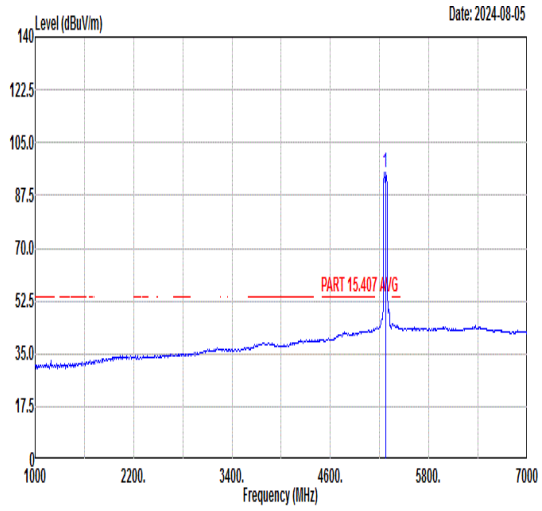 Freq Level Limit Line Margin (dB) Read Level Ant Factor Cable Loss Preamp Factor APos TPos Remark MHz dBuV/m dBuV/m dBuV dB/m dB dB cm deg 1 5270.00 95.24 ------ ------ 82.97 36.05 8.87 32.65 227 299 AVERAGE

Mode	67	
	Band Edge - R	
	U-NII-2A_5.25-5.35_802.11be EHT40_CH54_Full RU_5270MHz	
ANT	CDD 14+15	
Pol.	Horizontal	Fundamental
Peak	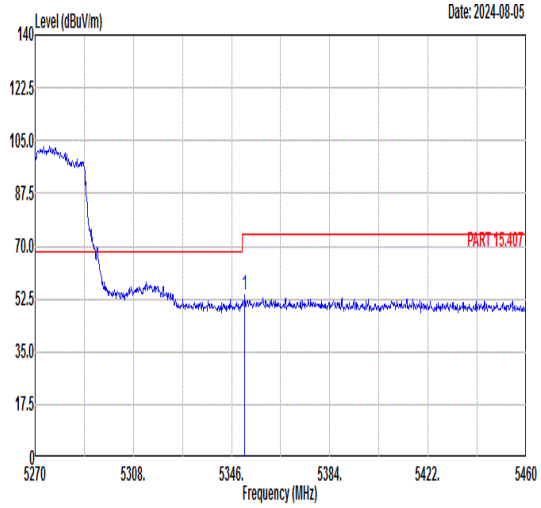 Freq Level Limit Line Margin (dB) Read Level Ant Factor Cable Loss Preamp Factor APos TPos Remark MHz dBuV/m dBuV/m dBuV dB/m dB dB cm deg 1 5351.13 53.71 74.00 -20.29 40.98 35.99 9.37 32.63 227 299 PEAK	Blank
Avg	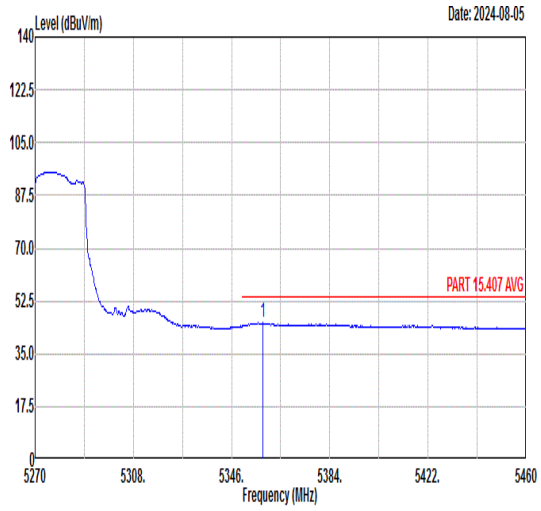 Freq Level Limit Line Margin (dB) Read Level Ant Factor Cable Loss Preamp Factor APos TPos Remark MHz dBuV/m dBuV/m dBuV dB/m dB dB cm deg 1 5358.16 45.24 54.00 -8.76 32.47 35.99 9.41 32.63 227 299 AVERAGE	Blank

Mode	67	
	Band Edge - L	
	U-NII-2A_5.25-5.35_802.11be EHT40_CH54_Full RU_5270MHz	
ANT	CDD 14+15	
Pol.	Vertical	Fundamental
Peak	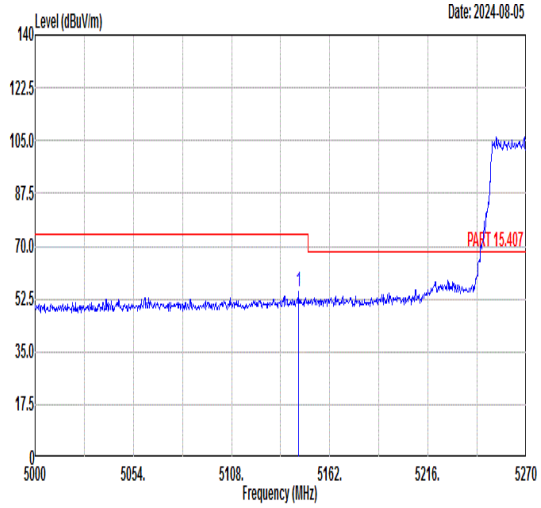 Freq Level Limit Line Margin (dB) Read Level Ant Factor Cable Loss Preamp Factor APos TPos Remark 1 5144.72 55.18 74.00 -18.82 43.21 36.11 8.53 32.67 300 280 PEAK	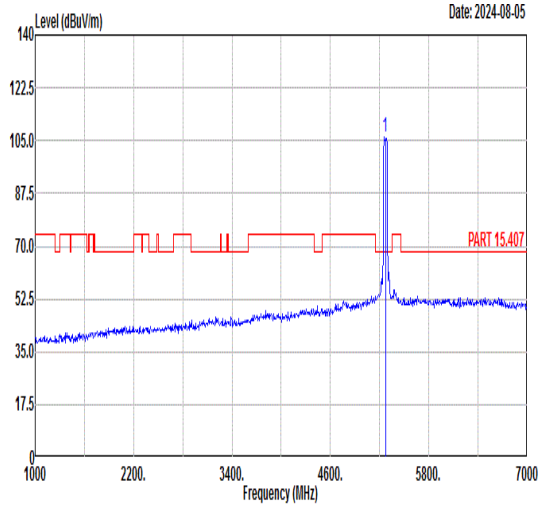 Freq Level Limit Line Margin (dB) Read Level Ant Factor Cable Loss Preamp Factor APos TPos Remark 1 5270.00 106.36 ------ ------ 94.07 36.04 8.90 32.65 300 280 PEAK
Avg	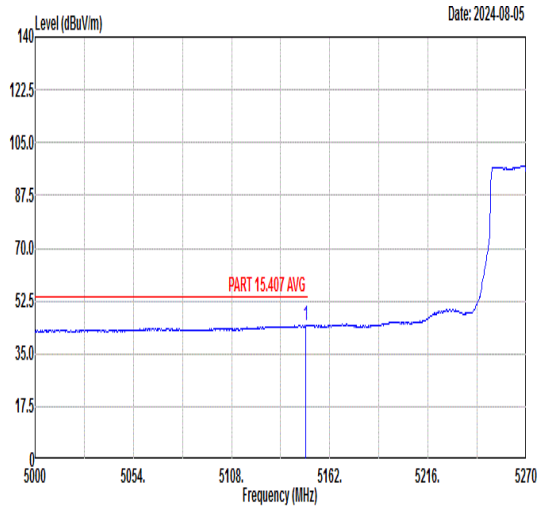 Freq Level Limit Line Margin (dB) Read Level Ant Factor Cable Loss Preamp Factor APos TPos Remark 1 5148.77 44.43 54.00 -9.57 32.46 36.11 8.53 32.67 300 280 AVERAGE	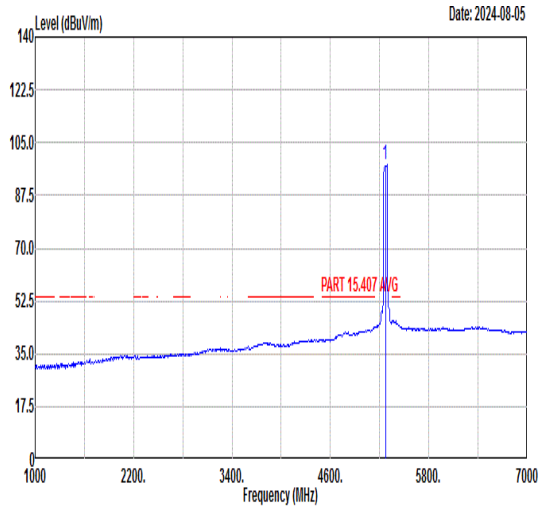 Freq Level Limit Line Margin (dB) Read Level Ant Factor Cable Loss Preamp Factor APos TPos Remark 1 5270.00 97.60 ------ ------ 85.16 36.03 9.05 32.64 300 280 AVERAGE

Mode	67	
	Band Edge - R	
	U-NII-2A_5.25-5.35_802.11be EHT40_CH54_Full RU_5270MHz	
ANT	CDD 14+15	
Pol.	Vertical	Fundamental
Peak	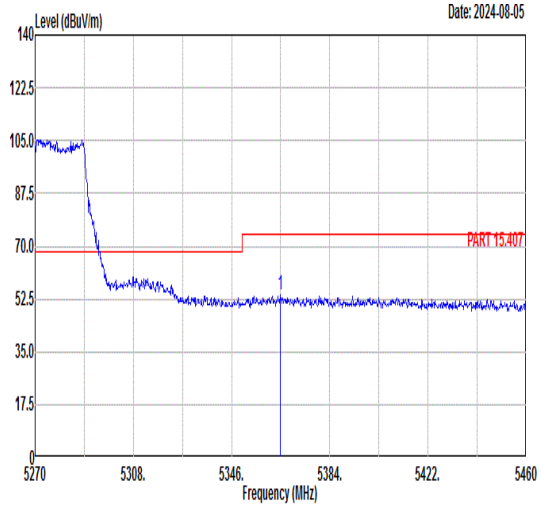 Freq Level Limit Line Margin (dB) Read Level Ant Factor Cable Loss Preamp Factor APos TPos Remark MHz dBuV/m dBuV/m dBuV dB/m dB dB cm deg 1 5365.00 53.87 74.00 -20.13 41.08 35.98 9.44 32.63 300 280 PEAK	Blank
Avg	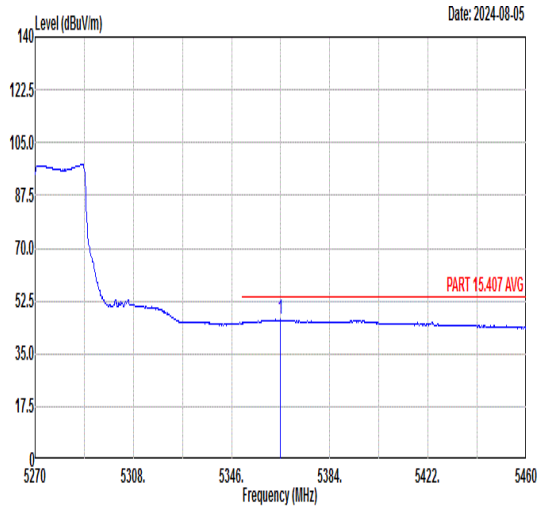 Freq Level Limit Line Margin (dB) Read Level Ant Factor Cable Loss Preamp Factor APos TPos Remark MHz dBuV/m dBuV/m dBuV dB/m dB dB cm deg 1 5365.00 46.30 54.00 -7.70 33.51 35.98 9.44 32.63 300 280 AVERAGE	Blank

Mode	68	
	Band Edge - L	
	U-NII-2A_5.25-5.35_802.11be EHT40_CH62_Full RU_5310MHz	
ANT	CDD 14+15	
Pol.	Horizontal	Fundamental
Peak	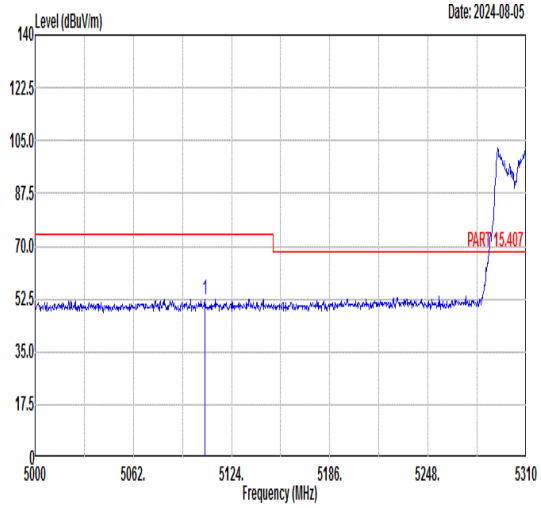 Freq Level Limit Line Margin (dB) Read Level Ant Factor Cable Loss Preamp Factor APos TPos Remark MHz dBuV/m dBuV/m dBuV dB/m dB dB cm deg 1 5106.95 52.39 74.00 -21.61 40.47 36.14 8.46 32.68 337 17 PEAK	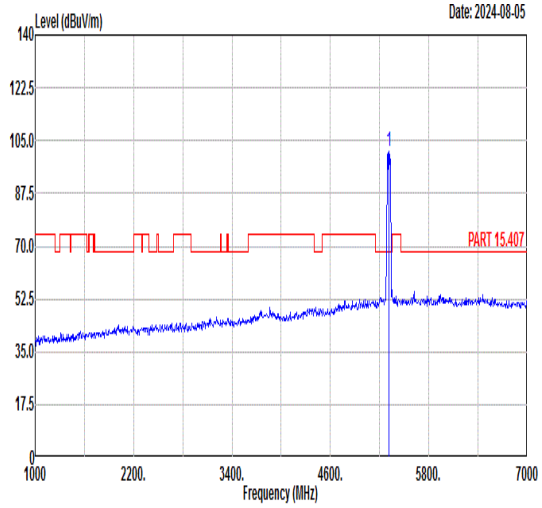 Freq Level Limit Line Margin (dB) Read Level Ant Factor Cable Loss Preamp Factor APos TPos Remark MHz dBuV/m dBuV/m dBuV dB/m dB dB cm deg 1 5310.00 101.56 ------ ------ 89.01 36.01 9.18 32.64 337 17 PEAK
Avg	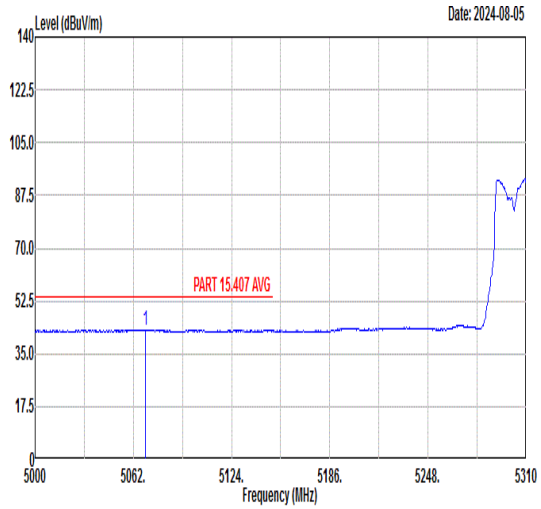 Freq Level Limit Line Margin (dB) Read Level Ant Factor Cable Loss Preamp Factor APos TPos Remark MHz dBuV/m dBuV/m dBuV dB/m dB dB cm deg 1 5069.75 43.04 54.00 -10.96 31.18 36.16 8.39 32.69 337 17 AVERAGE	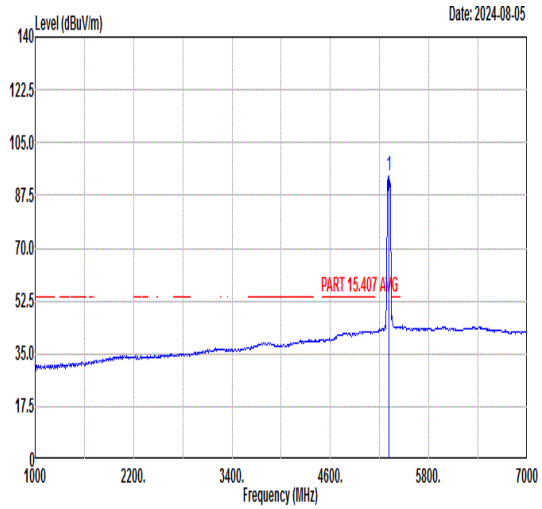 Freq Level Limit Line Margin (dB) Read Level Ant Factor Cable Loss Preamp Factor APos TPos Remark MHz dBuV/m dBuV/m dBuV dB/m dB dB cm deg 1 5310.00 93.81 ------ ------ 81.26 36.01 9.18 32.64 337 17 AVERAGE

Mode	68	
	Band Edge - R	
	U-NII-2A_5.25-5.35_802.11be EHT40_CH62_Full RU_5310MHz	
ANT	CDD 14+15	
Pol.	Horizontal	Fundamental
Peak	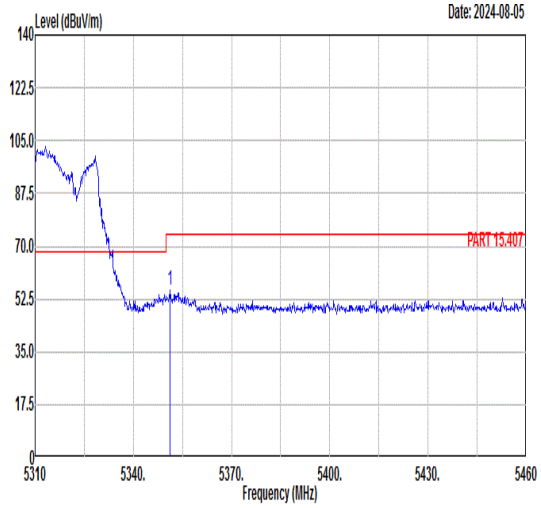 Freq Level Limit Line Margin (dB) Read Level Ant Factor Cable Loss Preamp Factor APos TPos Remark MHz dBuV/m dBuV/m dBuV dB/m dB dB cm deg 1 5351.25 55.66 74.00 -18.34 42.93 35.99 9.37 32.63 337 17 PEAK	Blank
Avg	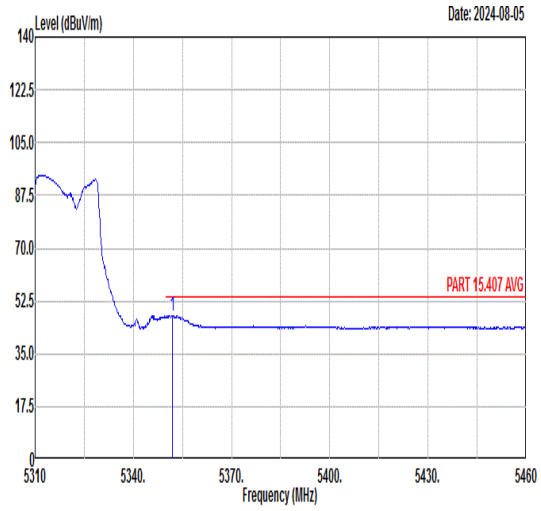 Freq Level Limit Line Margin (dB) Read Level Ant Factor Cable Loss Preamp Factor APos TPos Remark MHz dBuV/m dBuV/m dBuV dB/m dB dB cm deg 1 5351.85 47.69 54.00 -6.31 34.96 35.99 9.37 32.63 337 17 AVERAGE	Blank

Mode	68	
	Band Edge - L	
	U-NII-2A_5.25-5.35_802.11be EHT40_CH62_Full RU_5310MHz	
ANT	CDD 14+15	
Pol.	Vertical	Fundamental
Peak	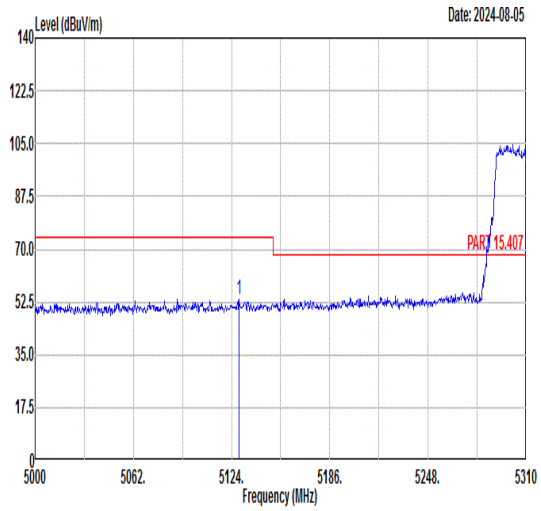 Freq Level Limit Line Margin (dB) Read Level Ant Factor Cable Loss Preamp Factor APos TPos Remark 1 5128.65 53.20 74.00 -20.80 41.25 36.12 8.50 32.67 257 260 PEAK	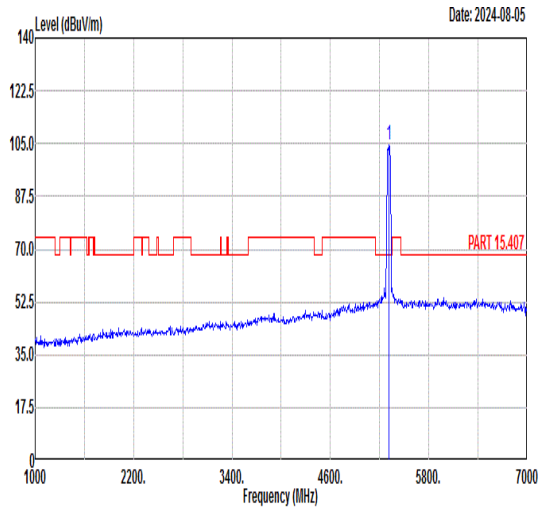 Freq Level Limit Line Margin (dB) Read Level Ant Factor Cable Loss Preamp Factor APos TPos Remark 1 5310.00 104.78 ------ ------ 92.23 36.01 9.18 32.64 257 260 PEAK
Avg	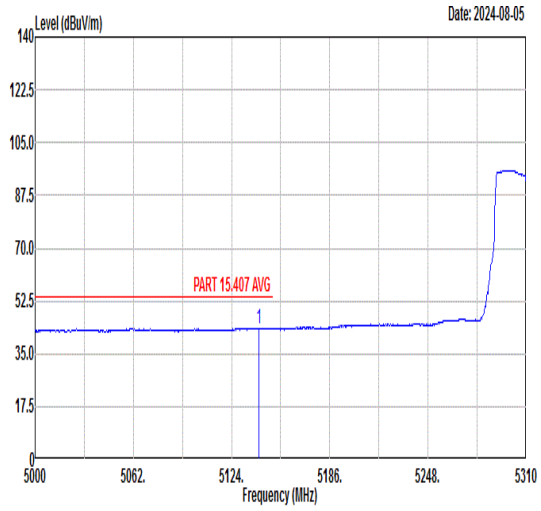 Freq Level Limit Line Margin (dB) Read Level Ant Factor Cable Loss Preamp Factor APos TPos Remark 1 5141.36 43.40 54.00 -10.60 31.43 36.12 8.52 32.67 257 260 AVERAGE	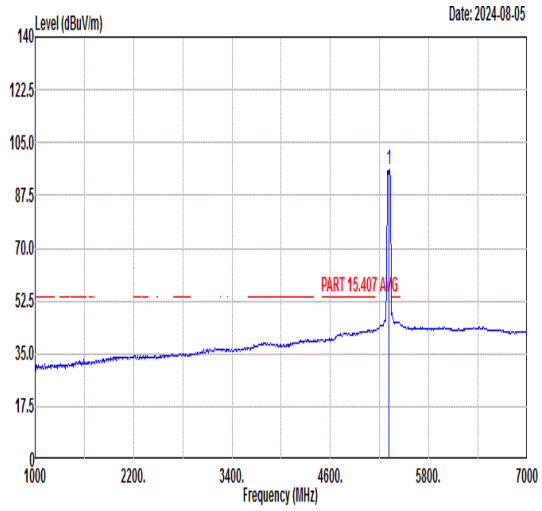 Freq Level Limit Line Margin (dB) Read Level Ant Factor Cable Loss Preamp Factor APos TPos Remark 1 5310.00 96.03 ------ ------ 83.45 36.01 9.21 32.64 257 260 AVERAGE

Mode	68	
	Band Edge - R	
	U-NII-2A_5.25-5.35_802.11be EHT40_CH62_Full RU_5310MHz	
ANT	CDD 14+15	
Pol.	Vertical	Fundamental
Peak	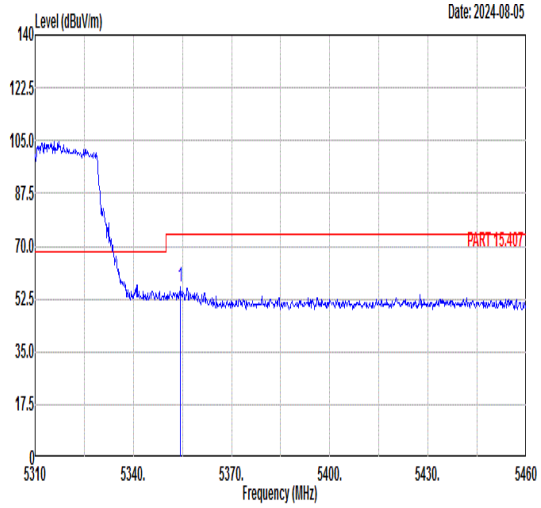 Freq Level Limit Line Margin (dB) Read Level Ant Factor Cable Loss Preamp Factor APos TPos Remark MHz dBuV/m dBuV/m dBuV dB/m dB dB cm deg 1 5354.25 56.29 74.00 -17.71 43.54 35.99 9.39 32.63 257 260 PEAK	Blank
Avg	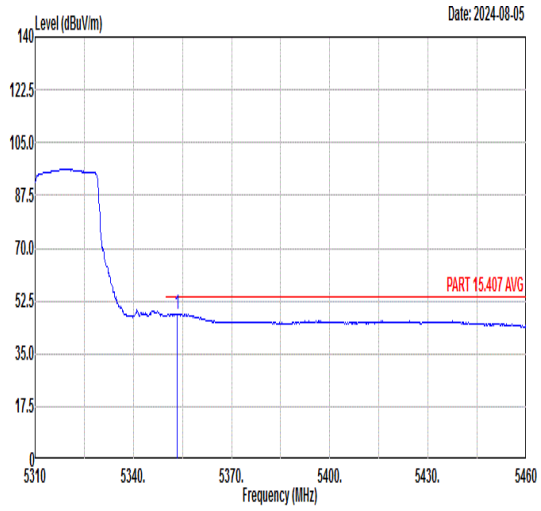 Freq Level Limit Line Margin (dB) Read Level Ant Factor Cable Loss Preamp Factor APos TPos Remark MHz dBuV/m dBuV/m dBuV dB/m dB dB cm deg 1 5353.35 48.19 54.00 -5.81 35.45 35.99 9.38 32.63 257 260 AVERAGE	Blank

Mode	69	
	Band Edge - L	
	U-NII-2C_5.47-5.725_802.11be EHT40_CH102_Full RU_5510MHz	
ANT	CDD 14+15	
Pol.	Horizontal	Fundamental
Peak	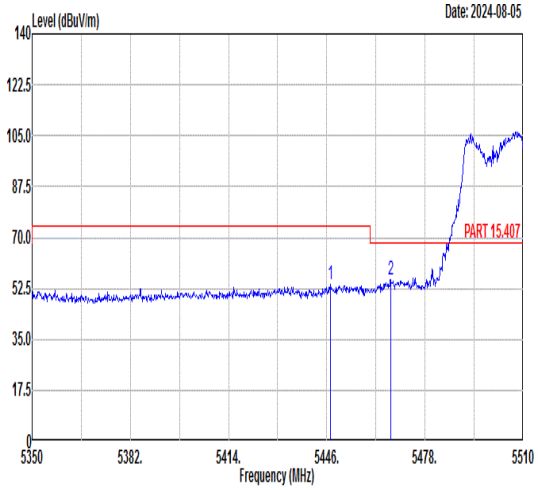 Freq Level Limit Line Margin (dB) Read Level Ant Factor Cable Loss Preamp Factor APos TPos Remark 1 5447.28 MHz 54.01 dBuV/m 74.00 -19.99 41.01 dBuV 35.93 dB/m 9.68 dB 32.61 dB 206 cm 26 deg PEAK 2 5466.80 55.73 68.30 -12.57 42.73 35.92 9.69 32.61 206 26 PEAK	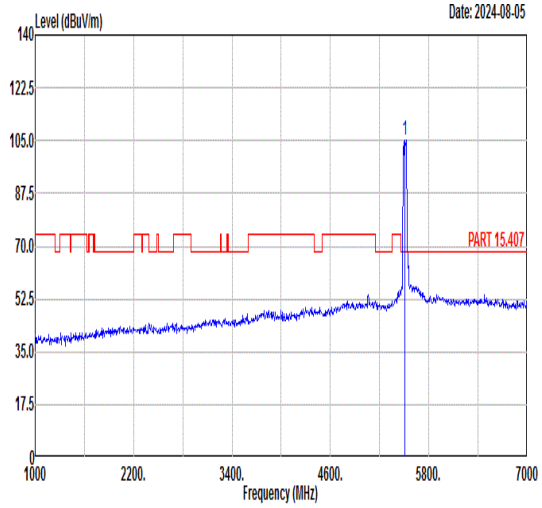 Freq Level Limit Line Margin (dB) Read Level Ant Factor Cable Loss Preamp Factor APos TPos Remark 1 5510.00 MHz 105.31 dBuV/m ------ ------ dBuV 92.28 dB/m 35.92 dB 9.71 dB 32.60 cm 206 deg 26 PEAK
Avg	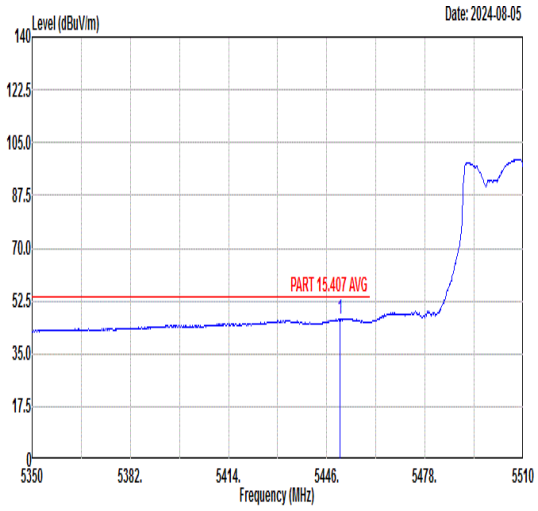 Freq Level Limit Line Margin (dB) Read Level Ant Factor Cable Loss Preamp Factor APos TPos Remark 1 5450.32 MHz 46.57 dBuV/m 54.00 -7.43 33.57 dBuV 35.93 dB/m 9.68 dB 32.61 dB 206 cm 26 deg AVERAGE	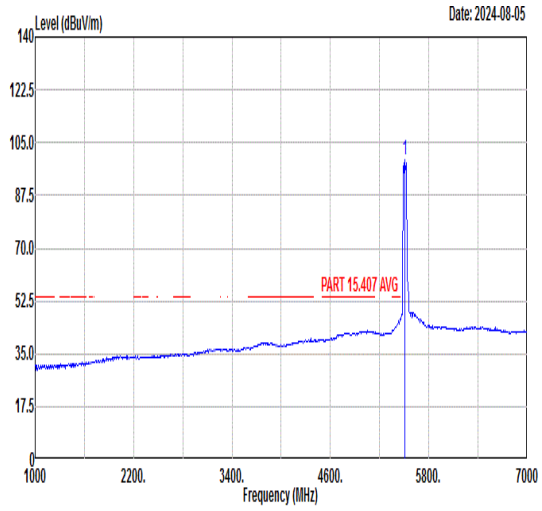 Freq Level Limit Line Margin (dB) Read Level Ant Factor Cable Loss Preamp Factor APos TPos Remark 1 5510.00 MHz 99.38 dBuV/m ------ ------ dBuV 86.36 dB/m 35.91 dB 9.71 dB 32.60 cm 206 deg 26 AVERAGE

Mode	69	
	Band Edge - R	
	U-NII-2C_5.47-5.725_802.11be EHT40_CH102_Full RU_5510MHz	
ANT	CDD 14+15	
Pol.	Horizontal	Fundamental
Peak	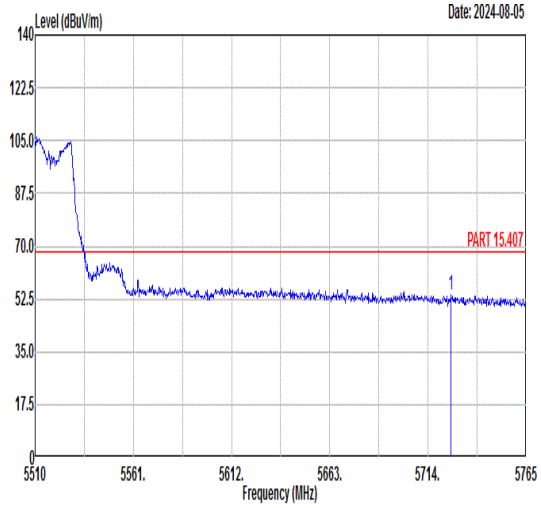 Freq Level Limit Line Margin (dB) Read Level Ant Factor Cable Loss Preamp Factor APos TPos Remark MHz dBuV/m dBuV/m dBuV dB/m dB dB cm deg 1 5725.99 54.10 68.30 -14.20 40.55 36.22 10.02 32.69 206 26 PEAK	Blank

Mode	69
	Band Edge - L
	U-NII-2C_5.47-5.725_802.11be EHT40_CH102_Full RU_5510MHz
ANT	CDD 14+15

Pol. — Vertical

Peak

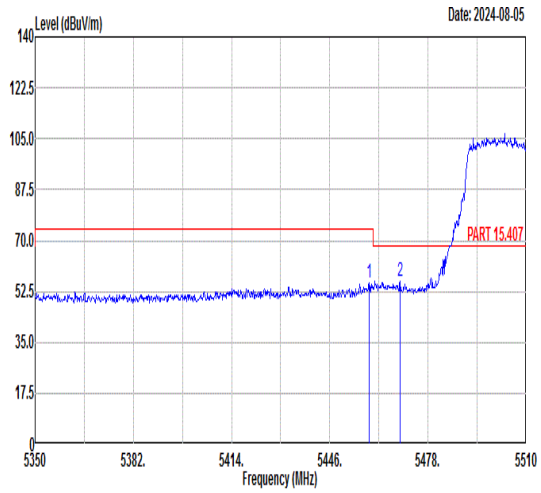

	Freq	Level	Limit Line	Margin (dB)	Read Level	Ant Factor	Cable Loss	Preamp Factor	APos	TPos	Remark
	MHz	dBuV/m	dBuV/m		dBuV	dB/m	dB	dB	cm	deg	
1	5458.80	55.23	74.00	-18.77	42.23	35.92	9.69	32.61	322	253	PEAK
2	5468.88	55.84	68.30	-12.46	42.84	35.92	9.69	32.61	322	253	PEAK

Fundamental

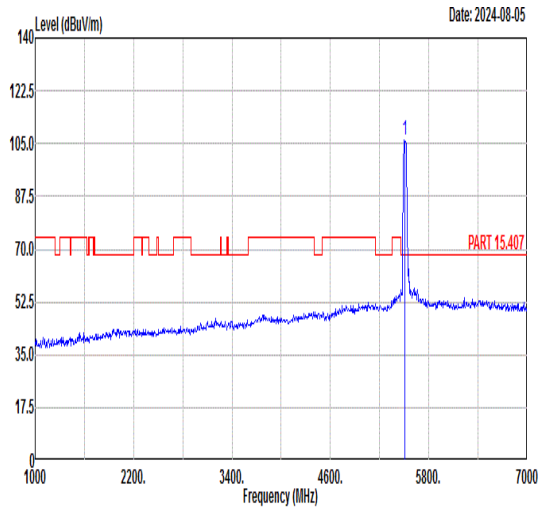

	Freq	Level	Limit Line	Margin (dB)	Read Level	Ant Factor	Cable Loss	Preamp Factor	APos	TPos	Remark
	MHz	dBuV/m	dBuV/m		dBuV	dB/m	dB	dB	cm	deg	
1	5510.00	106.09	------	------	93.08	35.90	9.71	32.60	322	253	PEAK

Avg

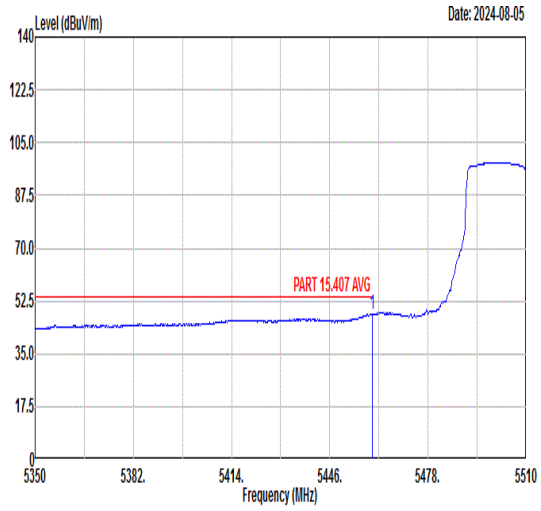

	Freq	Level	Limit Line	Margin (dB)	Read Level	Ant Factor	Cable Loss	Preamp Factor	APos	TPos	Remark
	MHz	dBuV/m	dBuV/m		dBuV	dB/m	dB	dB	cm	deg	
1	5459.92	48.33	54.00	-5.67	35.33	35.92	9.69	32.61	322	253	AVERAGE

Fundamental

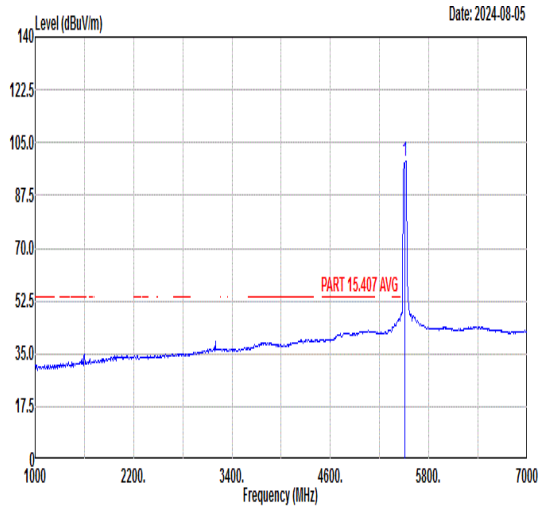

	Freq	Level	Limit Line	Margin (dB)	Read Level	Ant Factor	Cable Loss	Preamp Factor	APos	TPos	Remark
	MHz	dBuV/m	dBuV/m		dBuV	dB/m	dB	dB	cm	deg	
1	5510.00	98.87	------	------	85.83	35.93	9.72	32.61	322	253	AVERAGE

Mode	69	
	Band Edge - R	
	U-NII-2C_5.47-5.725_802.11be EHT40_CH102_Full RU_5510MHz	
ANT	CDD 14+15	
Pol.	Vertical	Fundamental
Peak	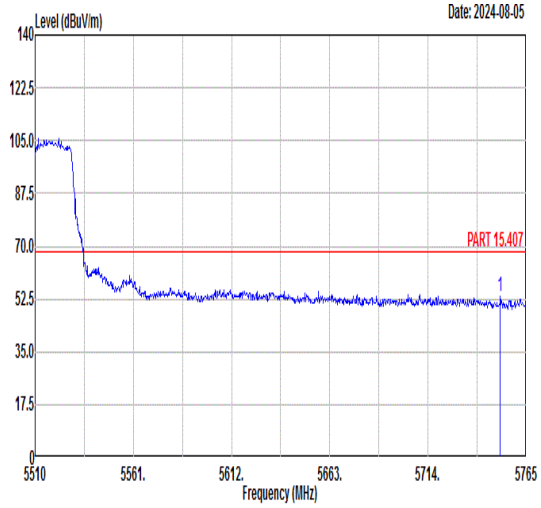 Freq Level Limit Line Margin (dB) Read Level Ant Factor Cable Loss Preamp Factor APos TPos Remark MHz dBuV/m dBuV/m dBuV dB/m dB dB cm deg 1 5751.49 53.14 68.30 -15.16 39.52 36.25 10.07 32.70 322 253 PEAK	Blank

Mode	70	
	Band Edge - L	
	U-NII-2C_5.47-5.725_802.11be EHT40_CH134_Full RU_5670MHz	
ANT	CDD 14+15	
Pol.	Horizontal	Fundamental
Peak	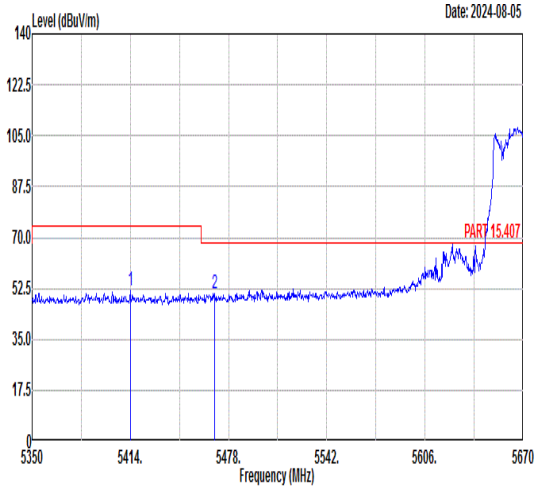 Freq Level Limit Line Margin (dB) Read Level Ant Factor Cable Loss Preamp Factor APos TPos Remark MHz dBuV/m dBuV/m dBuV dB/m dB dB cm deg 1 5414.00 51.64 74.00 -22.36 38.65 35.95 9.66 32.62 200 360 PEAK 2 5469.04 50.81 68.30 -17.49 37.81 35.92 9.69 32.61 200 360 PEAK	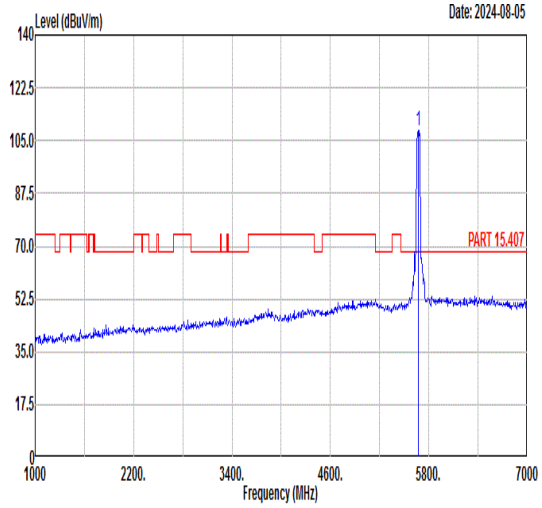 Freq Level Limit Line Margin (dB) Read Level Ant Factor Cable Loss Preamp Factor APos TPos Remark MHz dBuV/m dBuV/m dBuV dB/m dB dB cm deg 1 5670.00 108.40 ------ ------ 95.03 36.14 9.90 32.67 200 360 PEAK
Avg	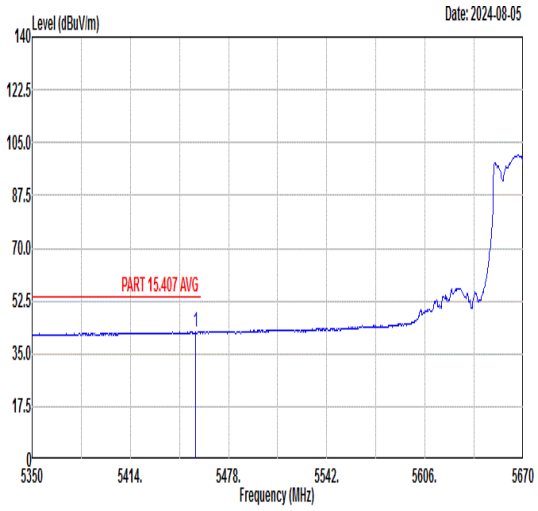 Freq Level Limit Line Margin (dB) Read Level Ant Factor Cable Loss Preamp Factor APos TPos Remark MHz dBuV/m dBuV/m dBuV dB/m dB dB cm deg 1 5456.56 42.31 54.00 -11.69 29.30 35.93 9.69 32.61 200 360 AVERAGE	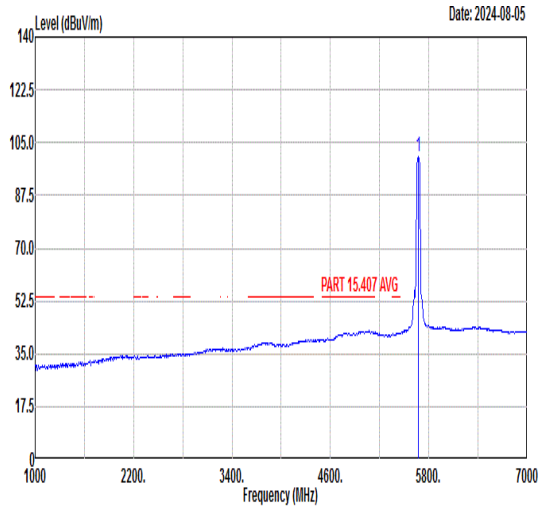 Freq Level Limit Line Margin (dB) Read Level Ant Factor Cable Loss Preamp Factor APos TPos Remark MHz dBuV/m dBuV/m dBuV dB/m dB dB cm deg 1 5670.00 100.41 ------ ------ 87.04 36.14 9.90 32.67 200 360 AVERAGE

Mode	70	
	Band Edge - R	
	U-NII-2C_5.47-5.725_802.11be EHT40_CH134_Full RU_5670MHz	
ANT	CDD 14+15	
Pol.	Horizontal	Fundamental
Peak	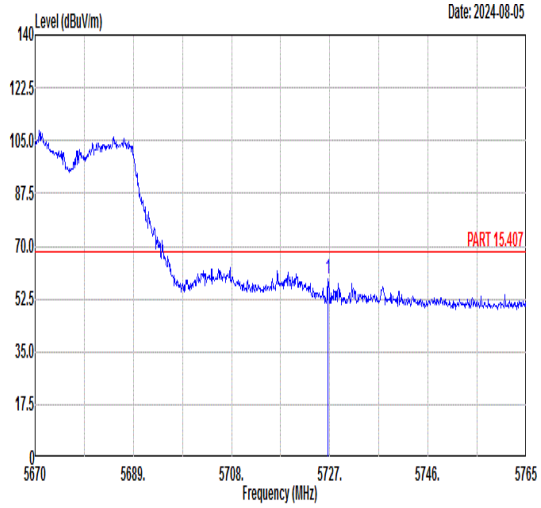 Freq Level Limit Line Margin (dB) Read Level Ant Factor Cable Loss Preamp Factor APos TPos Remark MHz dBuV/m dBuV/m dBuV dB/m dB dB cm deg 1 5726.62 58.91 68.30 -9.39 45.36 36.22 10.02 32.69 200 360 PEAK	Blank

Mode	70
	Band Edge - L
	U-NII-2C_5.47-5.725_802.11be EHT40_CH134_Full RU_5670MHz
ANT	CDD 14+15

Pol.	Vertical	Fundamental
Peak	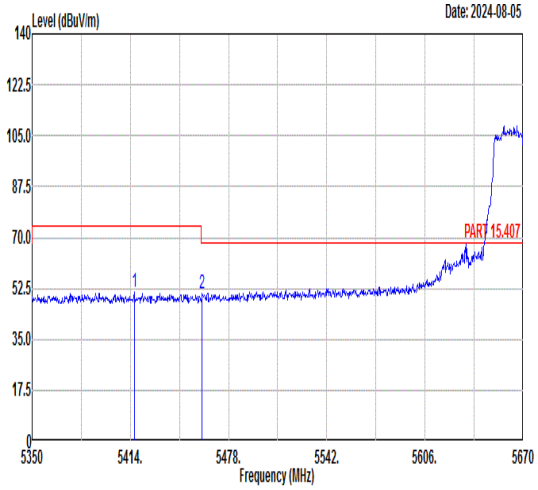 Freq Level Limit Line Margin (dB) Read Level Ant Factor Cable Loss Preamp Factor APos TPos Remark 1 5416.56 51.35 74.00 -22.65 38.36 35.95 9.66 32.62 280 254 PEAK 2 5460.72 50.67 68.30 -17.63 37.67 35.92 9.69 32.61 280 254 PEAK	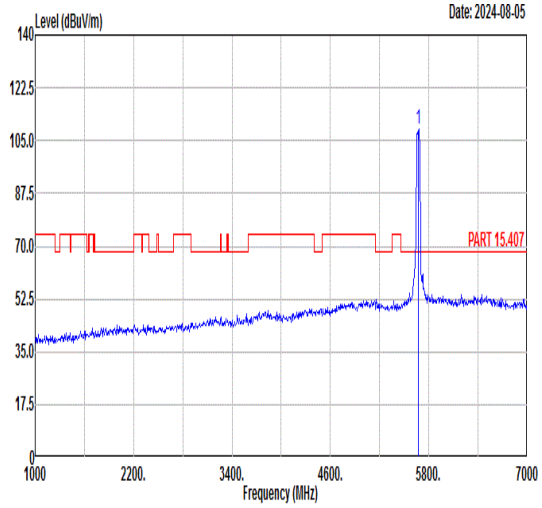 Freq Level Limit Line Margin (dB) Read Level Ant Factor Cable Loss Preamp Factor APos TPos Remark 1 5670.00 108.75 ------ ------ 95.32 36.16 9.94 32.67 280 254 PEAK
Avg	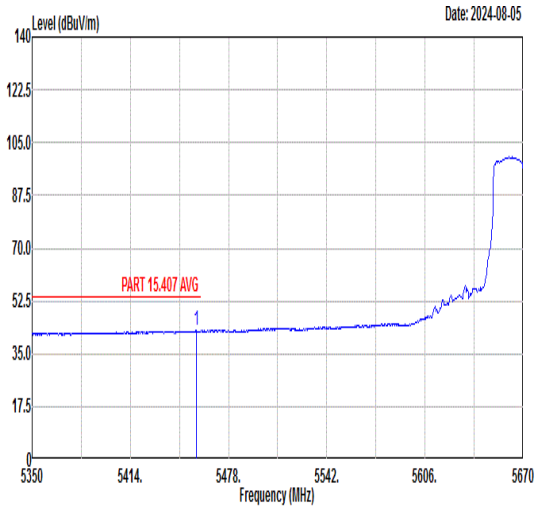 Freq Level Limit Line Margin (dB) Read Level Ant Factor Cable Loss Preamp Factor APos TPos Remark 1 5456.88 42.64 54.00 -11.36 29.63 35.93 9.69 32.61 280 254 AVERAGE	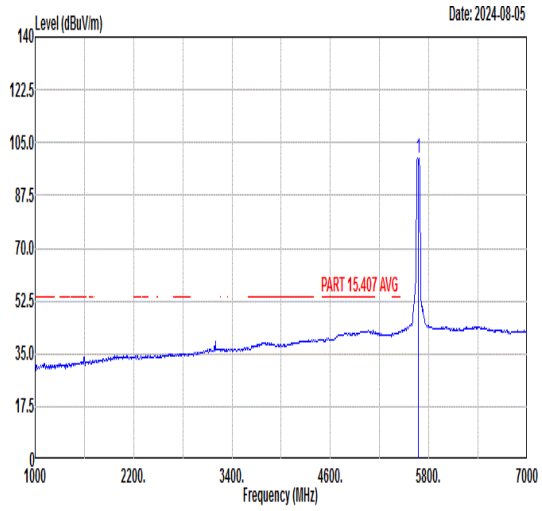 Freq Level Limit Line Margin (dB) Read Level Ant Factor Cable Loss Preamp Factor APos TPos Remark 1 5670.00 99.72 ------ ------ 86.36 36.13 9.89 32.66 280 254 AVERAGE

Mode	70	
	Band Edge - R	
	U-NII-2C_5.47-5.725_802.11be EHT40_CH134_Full RU_5670MHz	
ANT	CDD 14+15	
Pol.	Vertical	Fundamental
Peak	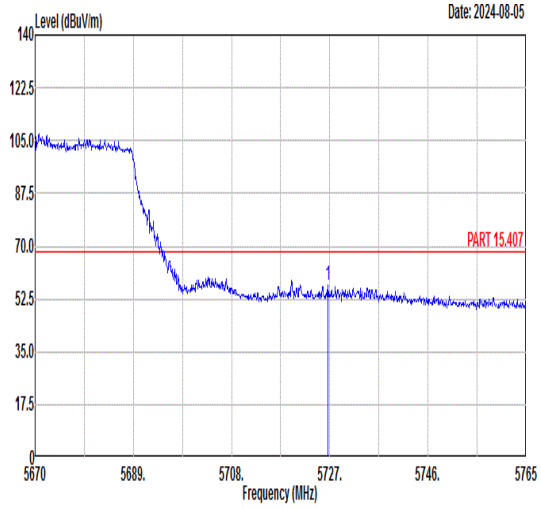 Freq Level Limit Line Margin (dB) Read Level Ant Factor Cable Loss Preamp Factor APos TPos Remark MHz dBuV/m dBuV/m dBuV dB/m dB dB cm deg 1 5726.62 56.84 68.30 -11.46 43.29 36.22 10.02 32.69 280 254 PEAK	Blank

Mode	71	
	Band Edge - L	
	U-NII-1_5.15-5.25_802.11ac VHT80_CH42_Full RU_5210MHz	
ANT	CDD 14+15	
Pol.	Horizontal	Fundamental
Peak	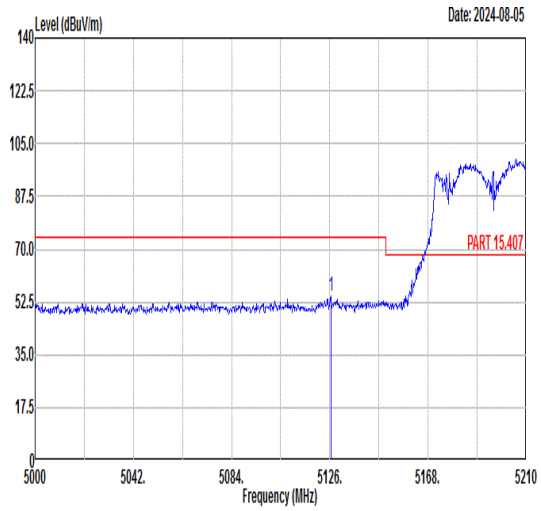 Freq Level Limit Line Margin Read Level Ant Factor Cable Loss Preamp Factor APos TPos Remark MHz dBuV/m dBuV/m dB dBuV dB/m dB dB cm deg 1 5126.42 54.38 74.00 -19.62 42.44 36.12 8.49 32.67 221 30 PEAK	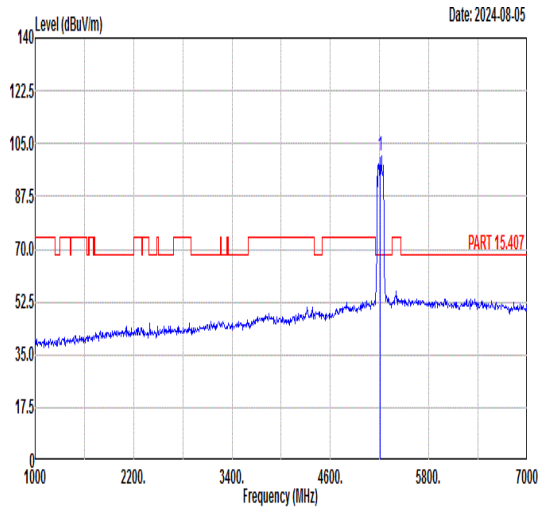 Freq Level Limit Line Margin Read Level Ant Factor Cable Loss Preamp Factor APos TPos Remark MHz dBuV/m dBuV/m dB dBuV dB/m dB dB cm deg 1 5210.00 101.02 ------ ------ 88.90 36.07 8.71 32.66 221 30 PEAK
Avg	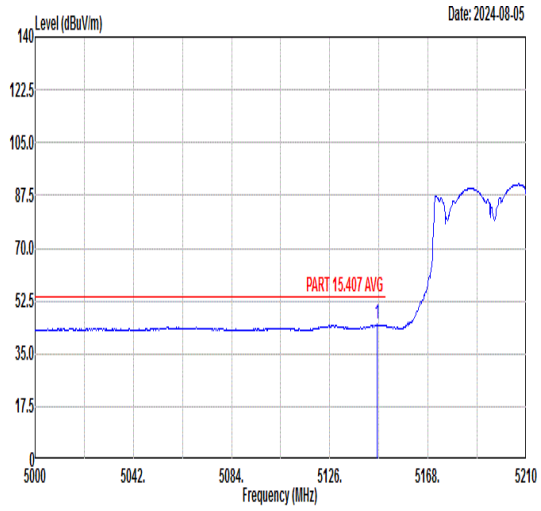 Freq Level Limit Line Margin Read Level Ant Factor Cable Loss Preamp Factor APos TPos Remark MHz dBuV/m dBuV/m dB dBuV dB/m dB dB cm deg 1 5146.37 44.83 54.00 -9.17 32.86 36.11 8.53 32.67 221 30 AVERAGE	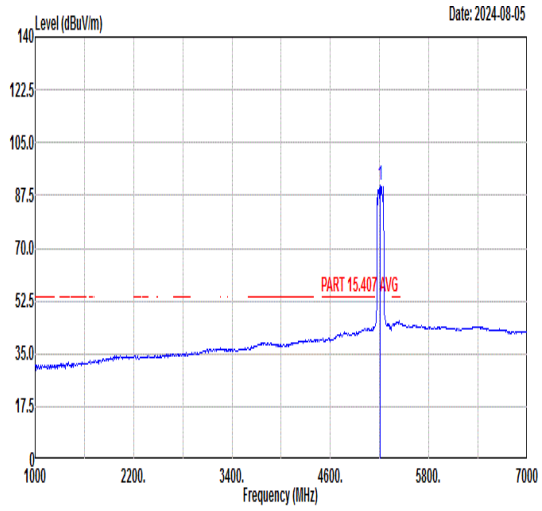 Freq Level Limit Line Margin Read Level Ant Factor Cable Loss Preamp Factor APos TPos Remark MHz dBuV/m dBuV/m dB dBuV dB/m dB dB cm deg 1 5210.00 90.75 ------ ------ 78.69 36.08 8.64 32.66 221 30 AVERAGE

Mode	71	
	Band Edge - R	
	U-NII-1_5.15-5.25_802.11ac VHT80_CH42_Full RU_5210MHz	
ANT	CDD 14+15	
Pol.	Horizontal	Fundamental
Peak	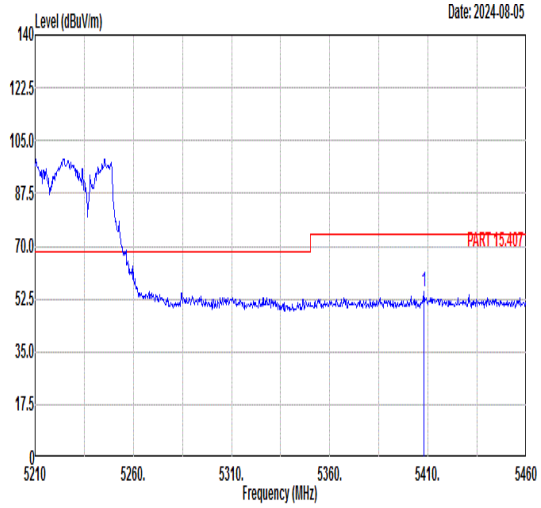 Freq Level Limit Line Margin Read Level Ant Factor Cable Loss Preamp Factor APos TPos Remark MHz dBuV/m dBuV/m dB dBuV dB/m dB dB cm deg 1 5407.75 54.74 74.00 -19.26 41.74 35.96 9.66 32.62 221 30 PEAK	Blank
Avg	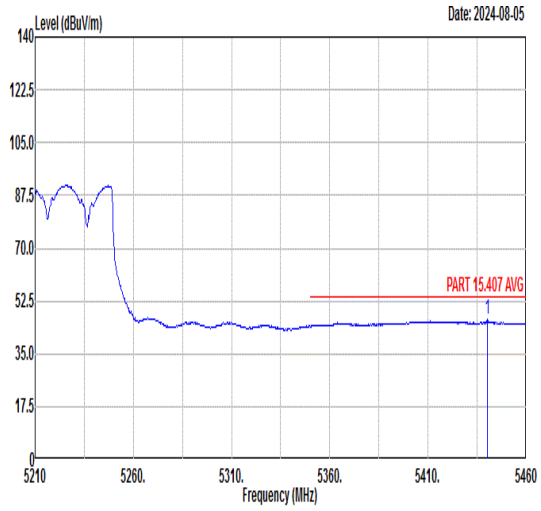 Freq Level Limit Line Margin Read Level Ant Factor Cable Loss Preamp Factor APos TPos Remark MHz dBuV/m dBuV/m dB dBuV dB/m dB dB cm deg 1 5440.25 46.28 54.00 -7.72 33.27 35.94 9.68 32.61 221 30 AVERAGE	Blank

Mode	71	
	Band Edge - L	
	U-NII-1_5.15-5.25_802.11ac VHT80_CH42_Full RU_5210MHz	
ANT	CDD 14+15	
Pol.	Vertical	Fundamental
Peak	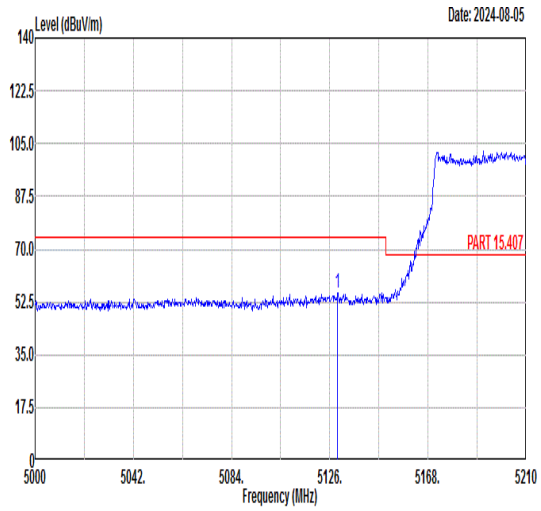 Freq Level Limit Line Margin Read Level Ant Factor Cable Loss Preamp Factor APos TPos Remark MHz dBuV/m dBuV/m dB dBuV dB/m dB dB cm deg 1 5129.36 55.54 74.00 -18.46 43.59 36.12 8.50 32.67 272 273 PEAK	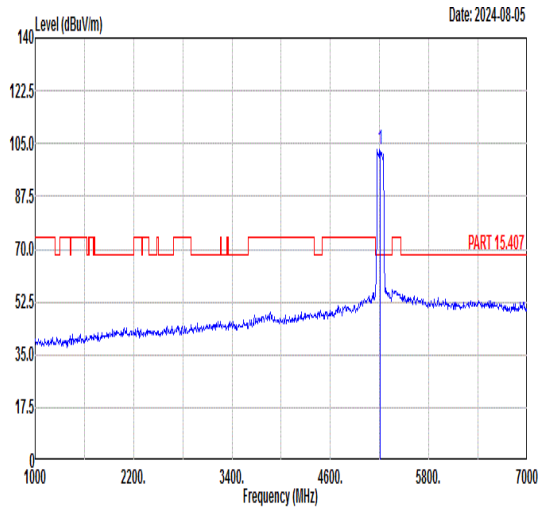 Freq Level Limit Line Margin Read Level Ant Factor Cable Loss Preamp Factor APos TPos Remark MHz dBuV/m dBuV/m dB dBuV dB/m dB dB cm deg 1 5210.00 103.20 ------ ------ 91.15 36.08 8.63 32.66 272 273 PEAK
Avg	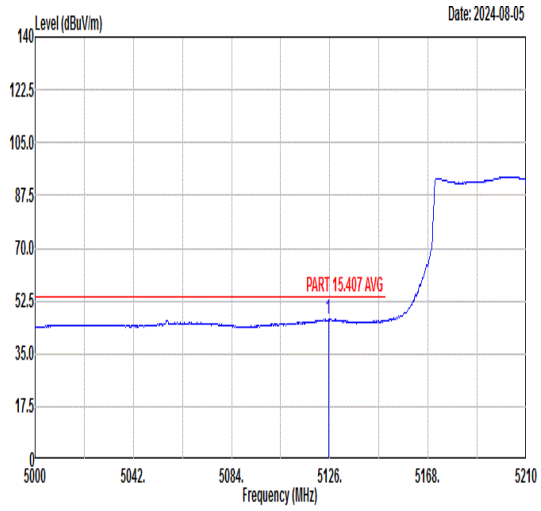 Freq Level Limit Line Margin Read Level Ant Factor Cable Loss Preamp Factor APos TPos Remark MHz dBuV/m dBuV/m dB dBuV dB/m dB dB cm deg 1 5125.37 46.40 54.00 -7.60 34.46 36.12 8.49 32.67 272 273 AVERAGE	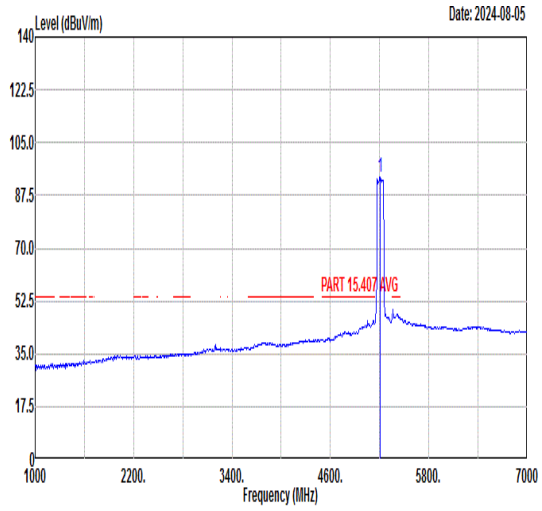 Freq Level Limit Line Margin Read Level Ant Factor Cable Loss Preamp Factor APos TPos Remark MHz dBuV/m dBuV/m dB dBuV dB/m dB dB cm deg 1 5210.00 93.34 ------ ------ 81.28 36.08 8.64 32.66 272 273 AVERAGE

Mode	71	
	Band Edge - R	
	U-NII-1_5.15-5.25_802.11ac VHT80_CH42_Full RU_5210MHz	
ANT	CDD 14+15	
Pol.	Vertical	Fundamental
Peak	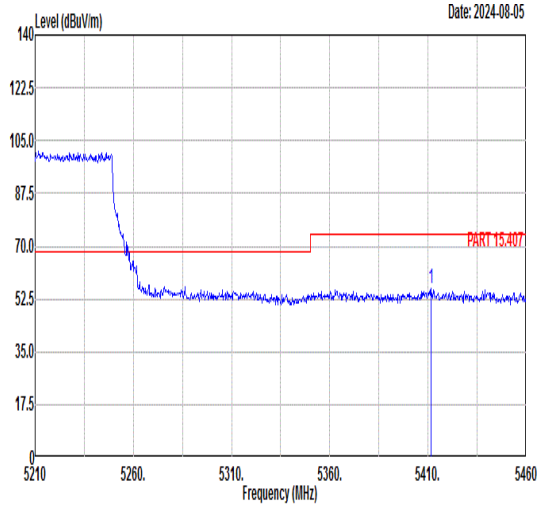 Freq Level Limit Line Margin Read Level Ant Factor Cable Loss Preamp Factor APos TPos Remark MHz dBuV/m dBuV/m dB dBuV dB/m dB dB cm deg 1 5411.50 55.98 74.00 -18.02 42.99 35.95 9.66 32.62 272 273 PEAK	Blank
Avg	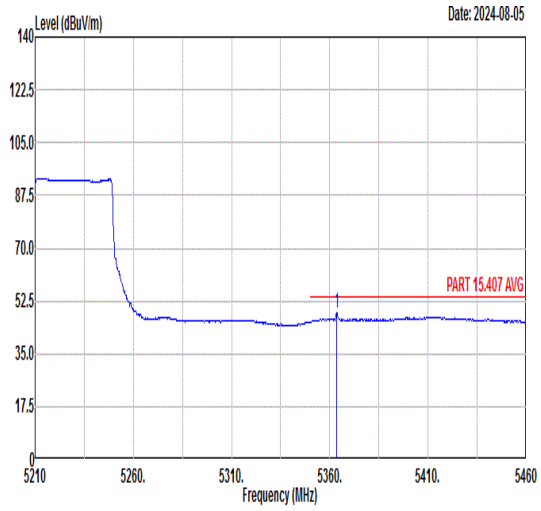 Freq Level Limit Line Margin Read Level Ant Factor Cable Loss Preamp Factor APos TPos Remark MHz dBuV/m dBuV/m dB dBuV dB/m dB dB cm deg 1 5363.50 48.55 54.00 -5.45 35.77 35.98 9.43 32.63 272 273 AVERAGE	Blank

Mode	72	
	Band Edge - L	
	U-NII-2A_5.25-5.35_802.11ac VHT80_CH58_Full RU_5290MHz	
ANT	CDD 14+15	
Pol.	Horizontal	Fundamental
Peak	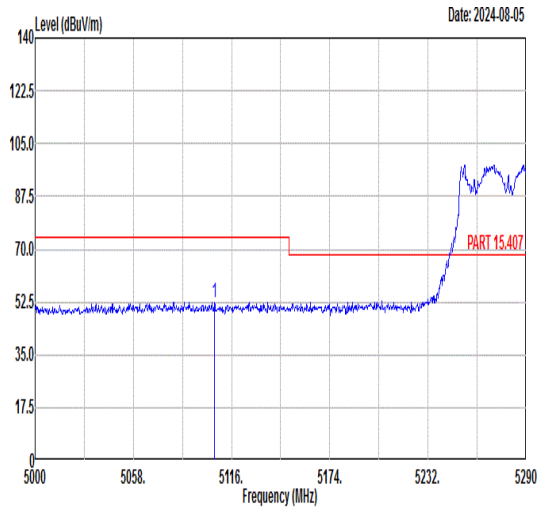 Freq Level Limit Line Margin Read Level Ant Factor Cable Loss Preamp Factor APos TPos Remark MHz dBuV/m dBuV/m dB dBuV dB/m dB dB cm deg 1 5105.85 52.34 74.00 -21.66 40.43 36.14 8.45 32.68 339 16 PEAK	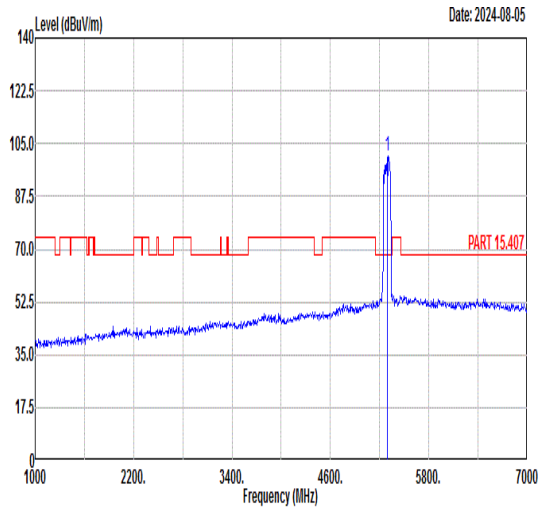 Freq Level Limit Line Margin Read Level Ant Factor Cable Loss Preamp Factor APos TPos Remark MHz dBuV/m dBuV/m dB dBuV dB/m dB dB cm deg 1 5290.00 100.73 ------ ------ 88.20 36.02 9.15 32.64 339 16 PEAK
Avg	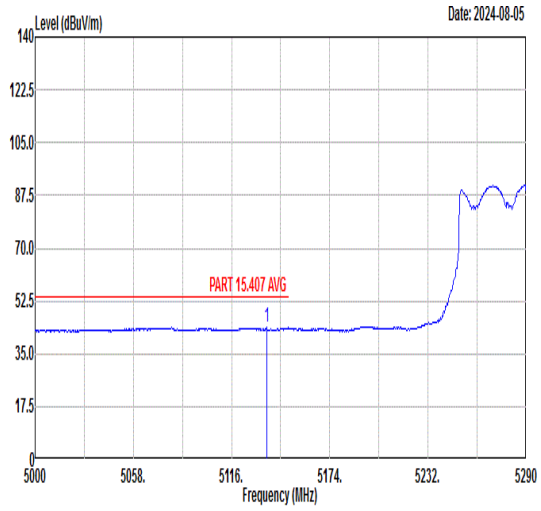 Freq Level Limit Line Margin Read Level Ant Factor Cable Loss Preamp Factor APos TPos Remark MHz dBuV/m dBuV/m dB dBuV dB/m dB dB cm deg 1 5136.59 43.65 54.00 -10.35 31.69 36.12 8.51 32.67 339 16 AVERAGE	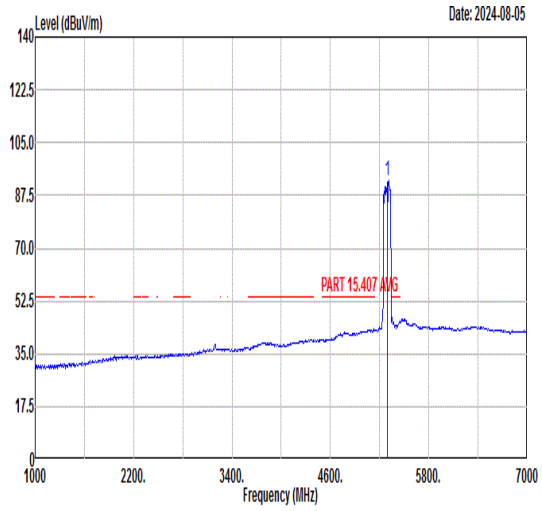 Freq Level Limit Line Margin Read Level Ant Factor Cable Loss Preamp Factor APos TPos Remark MHz dBuV/m dBuV/m dB dBuV dB/m dB dB cm deg 1 5290.00 92.21 ------ ------ 79.66 36.01 9.18 32.64 339 16 AVERAGE

Mode	72	
	Band Edge - R	
	U-NII-2A_5.25-5.35_802.11ac VHT80_CH58_Full RU_5290MHz	
ANT	CDD 14+15	
Pol.	Horizontal	Fundamental
Peak	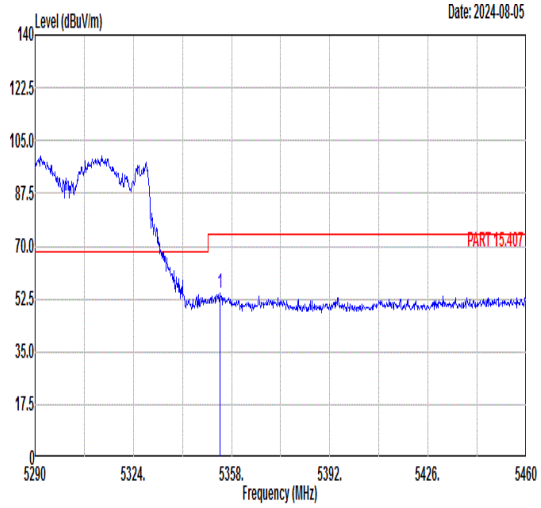 Freq Level Limit Line Margin Read Level Ant Factor Cable Loss Preamp Factor APos TPos Remark MHz dBuV/m dBuV/m dB dBuV dB/m dB dB cm deg 1 5354.09 54.17 74.00 -19.83 41.42 35.99 9.39 32.63 339 16 PEAK	Blank
Avg	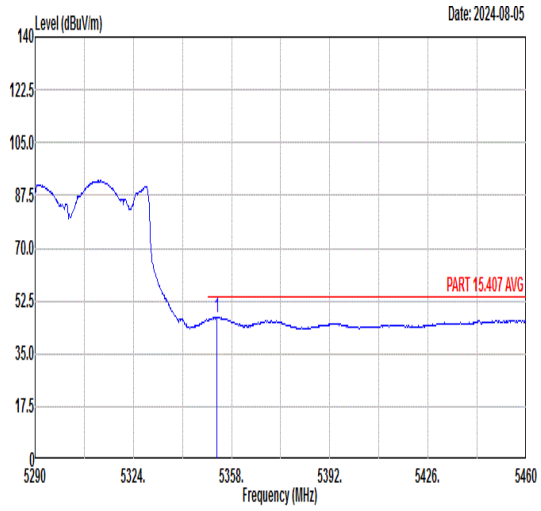 Freq Level Limit Line Margin Read Level Ant Factor Cable Loss Preamp Factor APos TPos Remark MHz dBuV/m dBuV/m dB dBuV dB/m dB dB cm deg 1 5352.90 47.14 54.00 -6.86 34.40 35.99 9.38 32.63 339 16 AVERAGE	Blank

Mode	72	
	Band Edge - L	
	U-NII-2A_5.25-5.35_802.11ac VHT80_CH58_Full RU_5290MHz	
ANT	CDD 14+15	
Pol.	Vertical	Fundamental
Peak	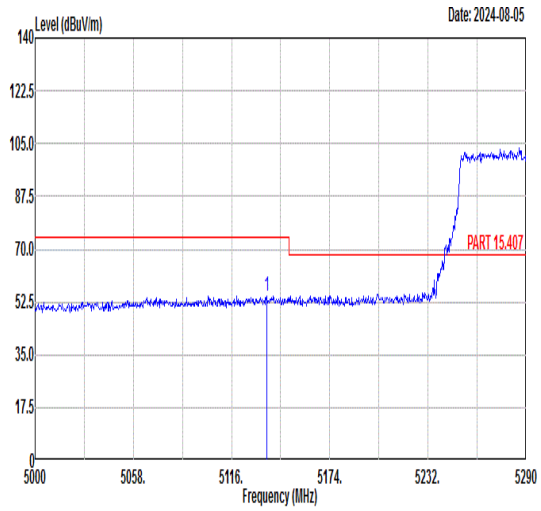 Freq Level Limit Line Margin Read Level Ant Factor Cable Loss Preamp Factor APos TPos Remark MHz dBuV/m dBuV/m dB dBuV dB/m dB dB cm deg 1 5136.59 54.39 74.00 -19.61 42.43 36.12 8.51 32.67 268 275 PEAK	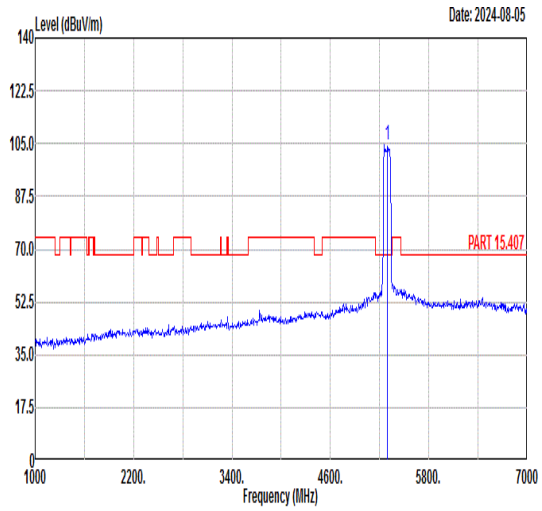 Freq Level Limit Line Margin Read Level Ant Factor Cable Loss Preamp Factor APos TPos Remark MHz dBuV/m dBuV/m dB dBuV dB/m dB dB cm deg 1 5290.00 104.64 ------ ------ 92.35 36.04 8.90 32.65 268 275 PEAK
Avg	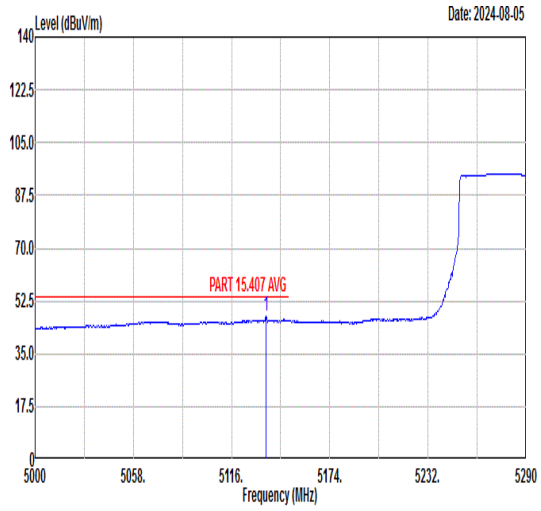 Freq Level Limit Line Margin Read Level Ant Factor Cable Loss Preamp Factor APos TPos Remark MHz dBuV/m dBuV/m dB dBuV dB/m dB dB cm deg 1 5136.30 47.54 54.00 -6.46 35.58 36.12 8.51 32.67 268 275 AVERAGE	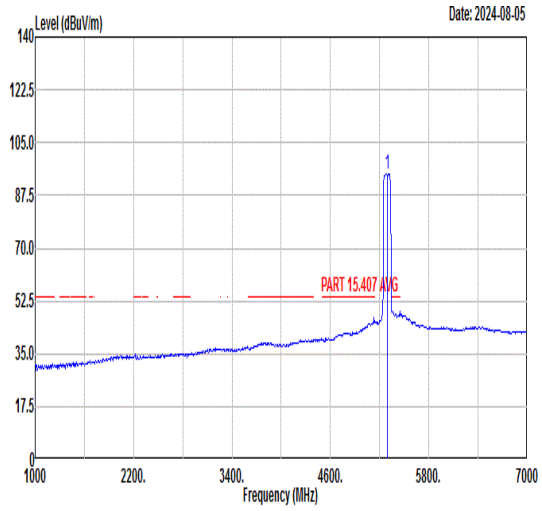 Freq Level Limit Line Margin Read Level Ant Factor Cable Loss Preamp Factor APos TPos Remark MHz dBuV/m dBuV/m dB dBuV dB/m dB dB cm deg 1 5290.00 94.73 ------ ------ 82.18 36.01 9.18 32.64 268 275 AVERAGE

Mode	72	
	Band Edge - R	
	U-NII-2A_5.25-5.35_802.11ac VHT80_CH58_Full RU_5290MHz	
ANT	CDD 14+15	
Pol.	Vertical	Fundamental
Peak	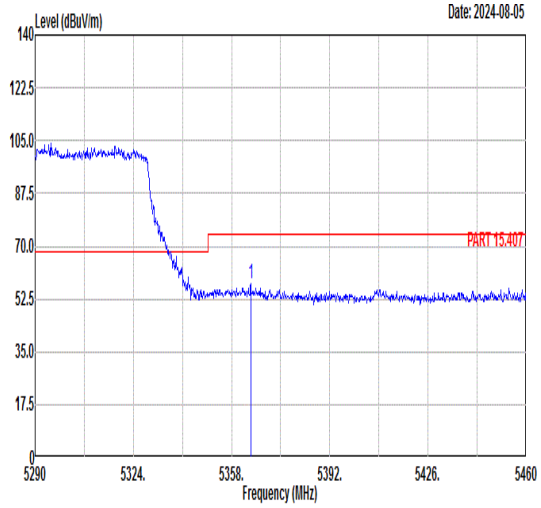 Freq Level Limit Line Margin Read Level Ant Factor Cable Loss Preamp Factor APos TPos Remark MHz dBuV/m dBuV/m dB dBuV dB/m dB dB cm deg 1 5364.63 57.37 74.00 -16.63 44.58 35.98 9.44 32.63 268 275 PEAK	Blank
Avg	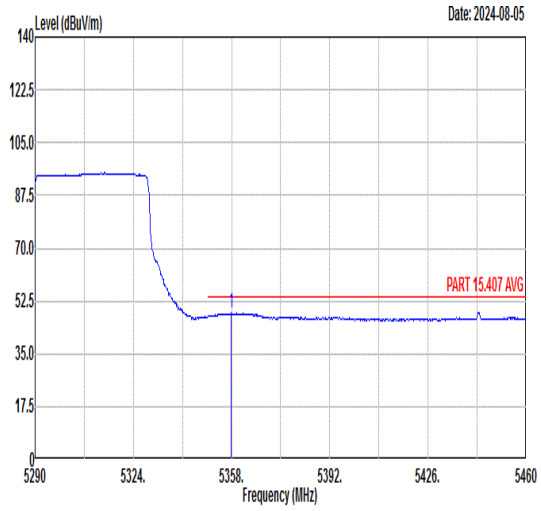 Freq Level Limit Line Margin Read Level Ant Factor Cable Loss Preamp Factor APos TPos Remark MHz dBuV/m dBuV/m dB dBuV dB/m dB dB cm deg 1 5357.83 48.70 54.00 -5.30 35.93 35.99 9.41 32.63 268 275 AVERAGE	Blank

Mode	73	
	Band Edge - L	
	U-NII-2C_5.47-5.725_802.11be EHT80_CH106_Full RU_5530MHz	
ANT	CDD 14+15	
Pol.	Horizontal	Fundamental
Peak	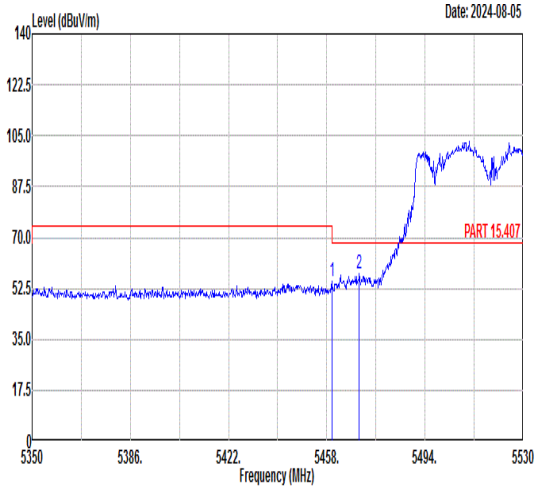 Freq Level Limit Line Margin (dB) Read Level Ant Factor Cable Loss Preamp Factor APos TPos Remark 1 5459.80 55.18 74.00 -18.82 42.18 35.92 9.69 32.61 196 21 PEAK 2 5469.88 57.76 68.30 -10.54 44.76 35.92 9.69 32.61 196 21 PEAK	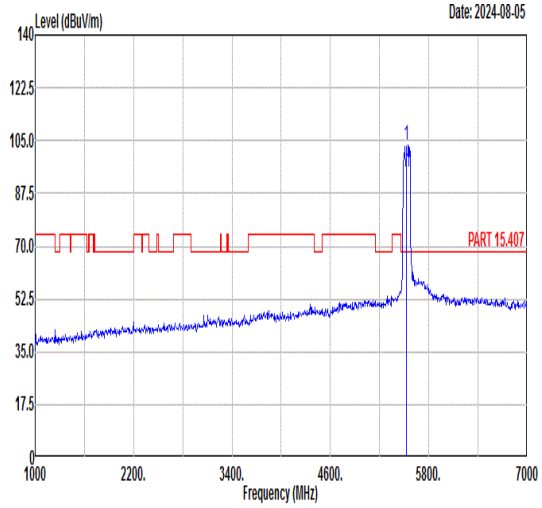 Freq Level Limit Line Margin (dB) Read Level Ant Factor Cable Loss Preamp Factor APos TPos Remark 1 5530.00 103.72 ------ ------ 90.64 35.97 9.73 32.62 196 21 PEAK
Avg	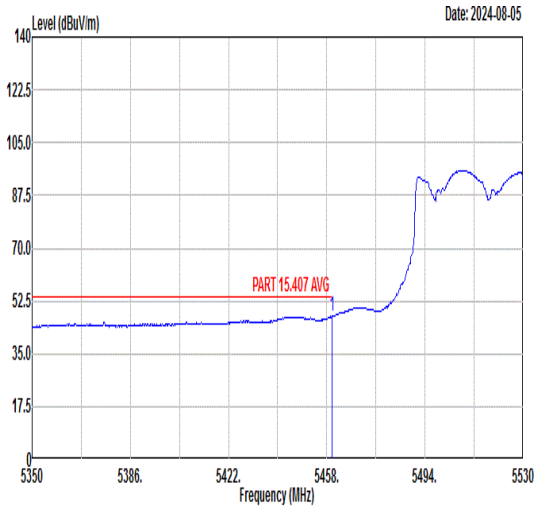 Freq Level Limit Line Margin (dB) Read Level Ant Factor Cable Loss Preamp Factor APos TPos Remark 1 5459.80 47.39 54.00 -6.61 34.39 35.92 9.69 32.61 196 21 AVERAGE	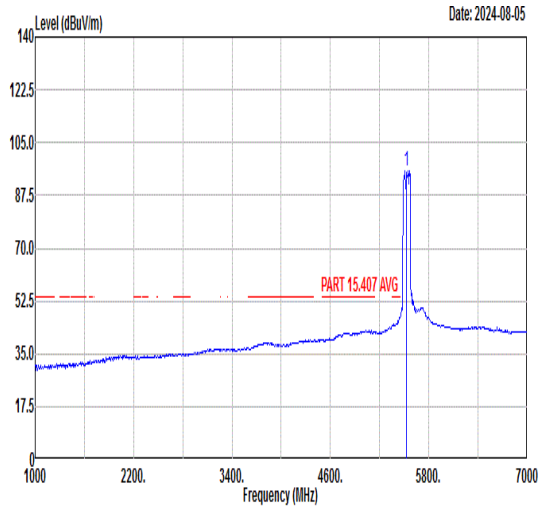 Freq Level Limit Line Margin (dB) Read Level Ant Factor Cable Loss Preamp Factor APos TPos Remark 1 5530.00 95.88 ------ ------ 82.78 35.99 9.74 32.63 196 21 AVERAGE

Mode	73	
	Band Edge - R	
	U-NII-2C_5.47-5.725_802.11be EHT80_CH106_Full RU_5530MHz	
ANT	CDD 14+15	
Pol.	Horizontal	Fundamental
Peak	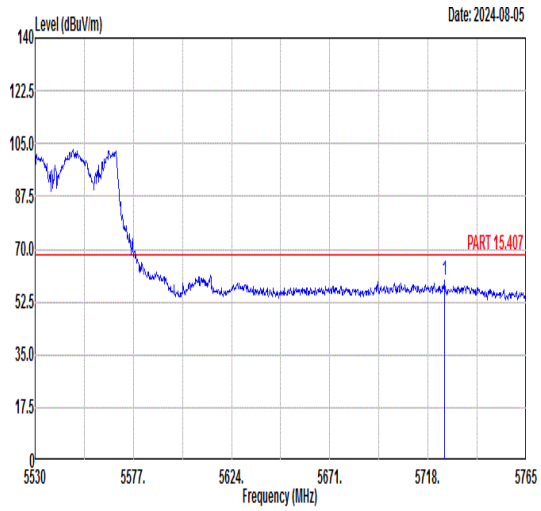 Freq Level Limit Line Margin (dB) Read Level Ant Factor Cable Loss Preamp Factor APos TPos Remark MHz dBuV/m dBuV/m dBuV dB/m dB dB cm deg 1 5725.76 59.86 68.30 -8.44 46.31 36.22 10.02 32.69 196 21 PEAK	Blank

Mode	73	
	Band Edge - L	
	U-NII-2C_5.47-5.725_802.11be EHT80_CH106_Full RU_5530MHz	
ANT	CDD 14+15	
Pol.	Vertical	Fundamental
Peak	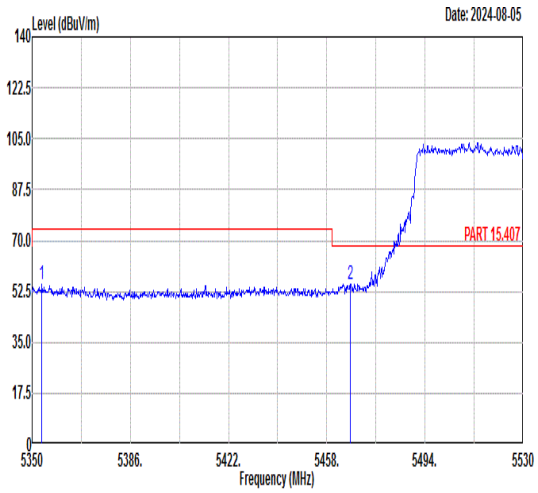 Freq Level Limit Line Margin (dB) Read Level Ant Factor Cable Loss Preamp Factor APos TPos Remark 1 5353.60 54.70 74.00 -19.30 41.96 35.99 9.38 32.63 240 275 PEAK 2 5466.64 55.11 68.30 -13.19 42.11 35.92 9.69 32.61 240 275 PEAK	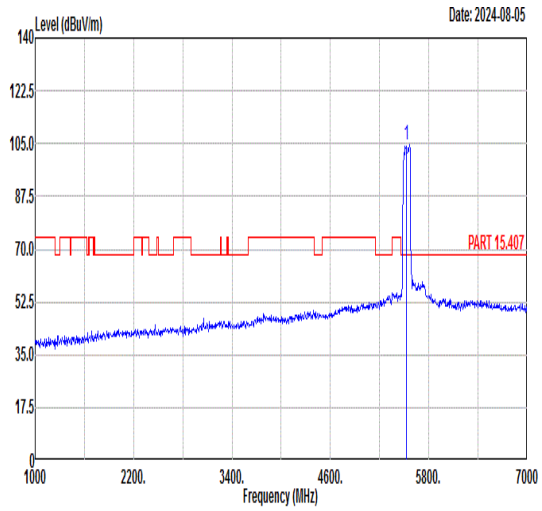 Freq Level Limit Line Margin (dB) Read Level Ant Factor Cable Loss Preamp Factor APos TPos Remark 1 5530.00 104.74 ------ ------ 91.64 35.99 9.74 32.63 240 275 PEAK
Avg	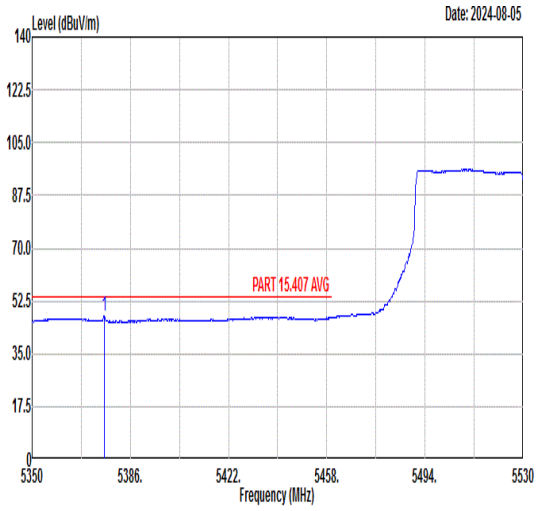 Freq Level Limit Line Margin (dB) Read Level Ant Factor Cable Loss Preamp Factor APos TPos Remark 1 5376.46 47.75 54.00 -6.25 34.90 35.97 9.50 32.62 240 275 AVERAGE	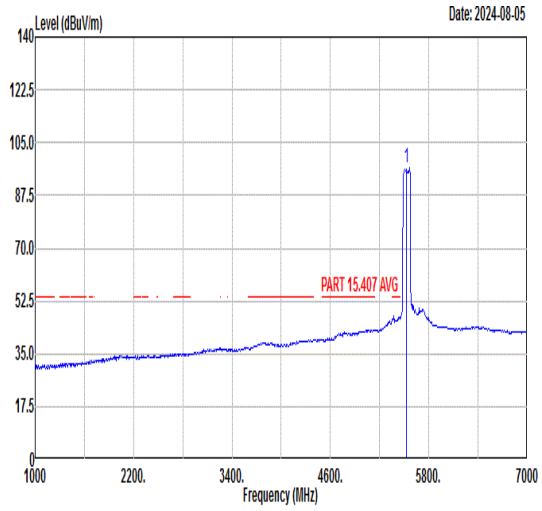 Freq Level Limit Line Margin (dB) Read Level Ant Factor Cable Loss Preamp Factor APos TPos Remark 1 5530.00 96.61 ------ ------ 83.51 35.99 9.74 32.63 240 275 AVERAGE

Mode	73	
	Band Edge - R	
	U-NII-2C_5.47-5.725_802.11be EHT80_CH106_Full RU_5530MHz	
ANT	CDD 14+15	
Pol.	Vertical	Fundamental
Peak	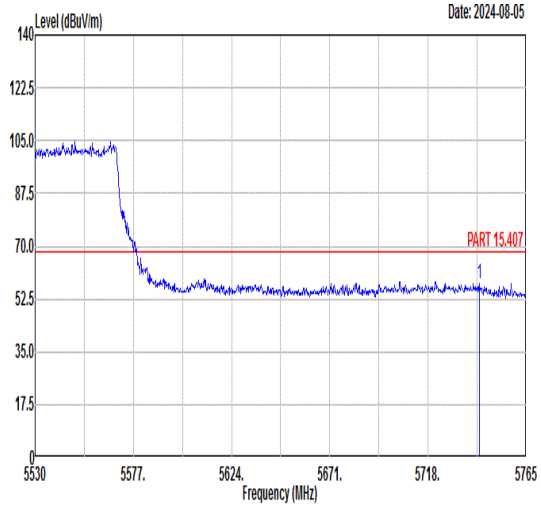 Freq Level Limit Line Margin (dB) Read Level Ant Factor Cable Loss Preamp Factor APos TPos Remark MHz dBuV/m dBuV/m dBuV dB/m dB dB cm deg 1 5742.44 57.66 68.30 -10.64 44.06 36.24 10.06 32.70 240 275 PEAK	Blank

Mode	74
	Band Edge - L
	U-NII-2C_5.47-5.725_802.11be EHT80_CH122_Full RU_5610MHz
ANT	CDD 14+15

Pol.	Horizontal	Fundamental
Peak	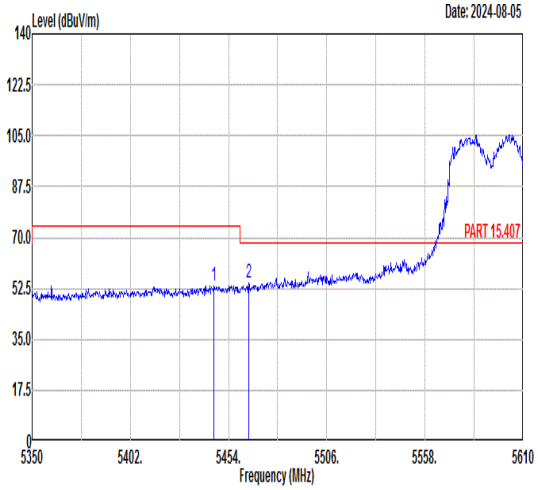 Freq Level Limit Line Margin (dB) Read Level Ant Factor Cable Loss Preamp Factor APos TPos Remark 1 5446.20 MHz 53.59 dBuV/m 74.00 dBuV/m -20.41 40.59 dBuV 35.93 dB/m 9.68 dB 32.61 dB 100 cm 17 deg PEAK 2 5464.66 54.29 68.30 -14.01 41.29 35.92 9.69 32.61 100 17 PEAK	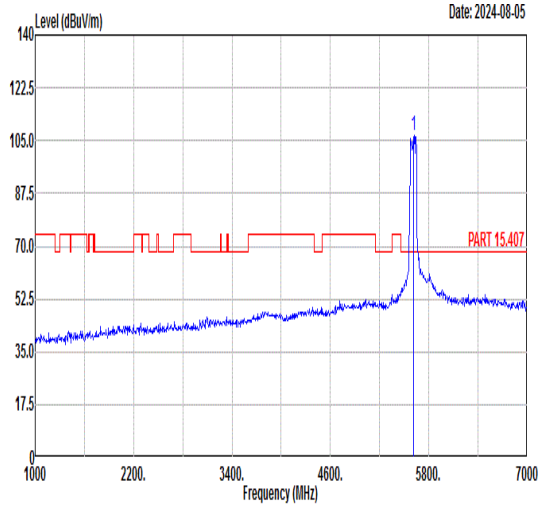 Freq Level Limit Line Margin (dB) Read Level Ant Factor Cable Loss Preamp Factor APos TPos Remark 1 5610.00 106.47 ------ ------ 93.23 36.08 9.81 32.65 100 17 PEAK
Avg	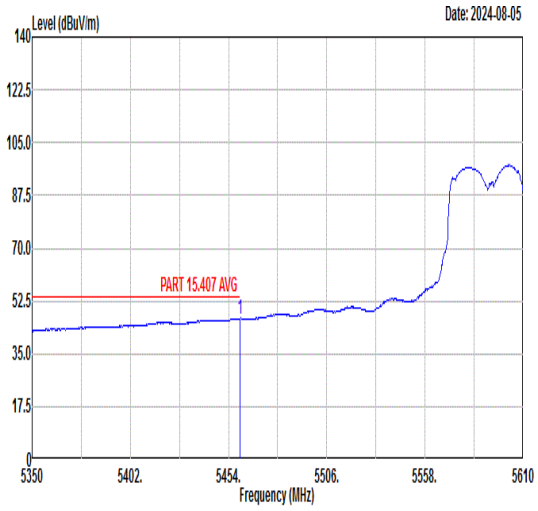 Freq Level Limit Line Margin (dB) Read Level Ant Factor Cable Loss Preamp Factor APos TPos Remark 1 5459.98 MHz 46.74 dBuV/m 54.00 dBuV/m -7.26 33.74 dBuV 35.92 dB/m 9.69 dB 32.61 dB 100 cm 17 deg AVERAGE	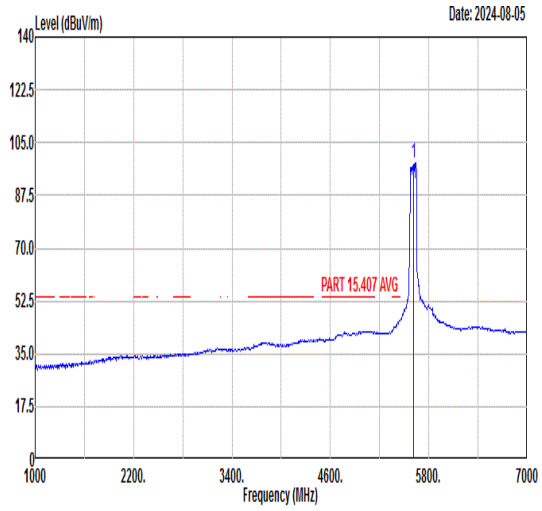 Freq Level Limit Line Margin (dB) Read Level Ant Factor Cable Loss Preamp Factor APos TPos Remark 1 5610.00 MHz 98.45 dBuV/m ------ ------ 85.16 dBuV 36.10 dB/m 9.85 dB 32.66 dB 100 cm 17 deg AVERAGE

Mode	74	
	Band Edge - R	
	U-NII-2C_5.47-5.725_802.11be EHT80_CH122_Full RU_5610MHz	
ANT	CDD 14+15	
Pol.	Horizontal	Fundamental
Peak	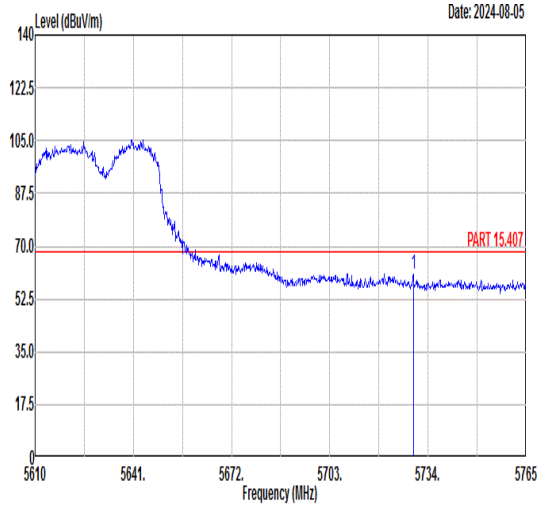 Freq Level Limit Line Margin (dB) Read Level Ant Factor Cable Loss Preamp Factor APos TPos Remark MHz dBuV/m dBuV/m dBuV dB/m dB dB cm deg 1 5729.35 60.99 68.30 -7.31 47.43 36.22 10.03 32.69 100 17 PEAK	Blank

Mode	74
	Band Edge - L
	U-NII-2C_5.47-5.725_802.11be EHT80_CH122_Full RU_5610MHz
ANT	CDD 14+15

Pol. — Vertical

Peak

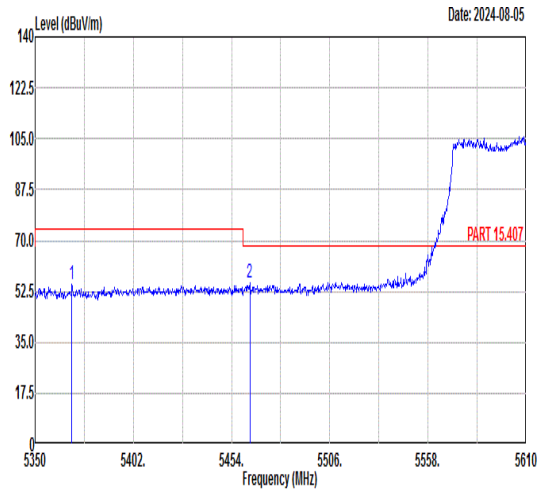

	Freq	Level	Limit Line	Margin (dB)	Read Level	Ant Factor	Cable Loss	Preamp Factor	APos	TPos	Remark
	MHz	dBuV/m	dBuV/m		dBuV	dB/m	dB	dB	cm	deg	
1	5369.50	54.93	74.00	-19.07	42.11	35.98	9.47	32.63	274	271	PEAK
2	5463.62	55.41	68.30	-12.89	42.41	35.92	9.69	32.61	274	271	PEAK

Pol. — Fundamental

Peak

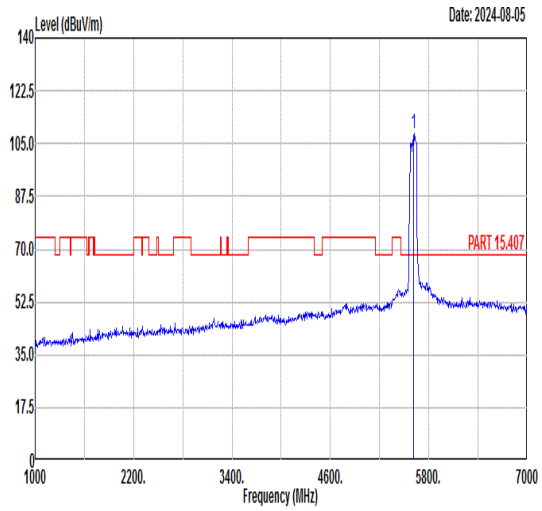

	Freq	Level	Limit Line	Margin (dB)	Read Level	Ant Factor	Cable Loss	Preamp Factor	APos	TPos	Remark
	MHz	dBuV/m	dBuV/m		dBuV	dB/m	dB	dB	cm	deg	
1	5610.00	108.48	------	------	95.24	36.08	9.81	32.65	274	271	PEAK

Pol. — Vertical

Avg

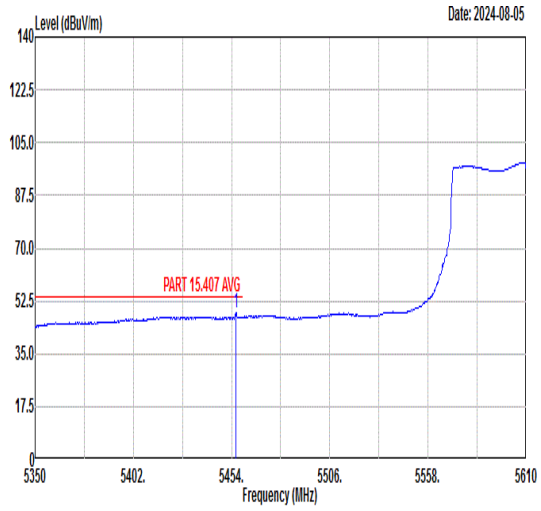

	Freq	Level	Limit Line	Margin (dB)	Read Level	Ant Factor	Cable Loss	Preamp Factor	APos	TPos	Remark
	MHz	dBuV/m	dBuV/m		dBuV	dB/m	dB	dB	cm	deg	
1	5456.34	48.81	54.00	-5.19	35.80	35.93	9.69	32.61	274	271	AVERAGE

Pol. — Fundamental

Avg

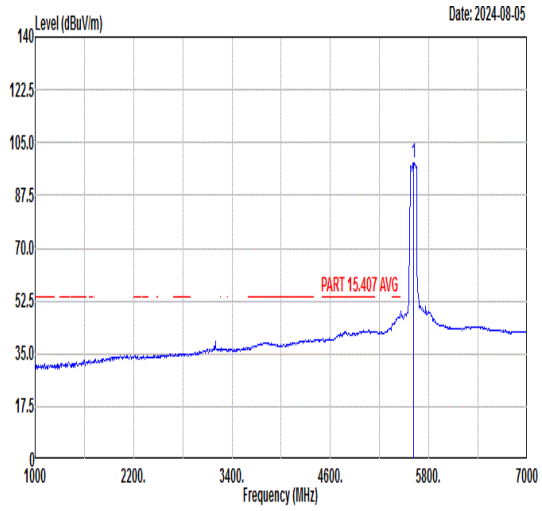

	Freq	Level	Limit Line	Margin (dB)	Read Level	Ant Factor	Cable Loss	Preamp Factor	APos	TPos	Remark
	MHz	dBuV/m	dBuV/m		dBuV	dB/m	dB	dB	cm	deg	
1	5610.00	98.37	------	------	85.17	36.06	9.79	32.65	274	271	AVERAGE

Mode	74	
	Band Edge - R	
	U-NII-2C_5.47-5.725_802.11be EHT80_CH122_Full RU_5610MHz	
ANT	CDD 14+15	
Pol.	Vertical	Fundamental
Peak	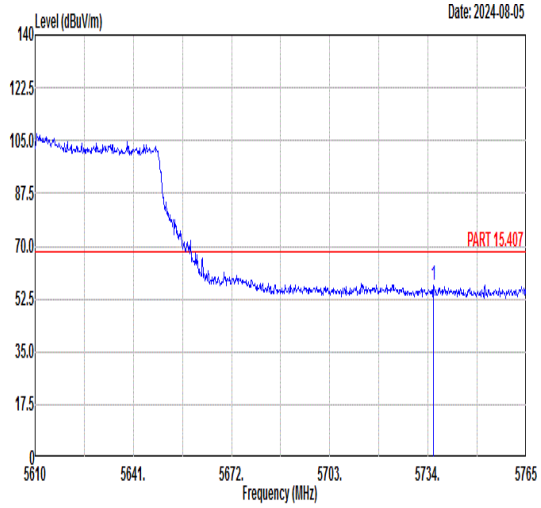 Freq Level Limit Line Margin (dB) Read Level Ant Factor Cable Loss Preamp Factor APos TPos Remark MHz dBuV/m dBuV/m dBuV dB/m dB dB cm deg 1 5735.71 56.95 68.30 -11.35 43.37 36.23 10.04 32.69 274 271 PEAK	Blank

Mode	75	
	Band Edge - L	
	U-NII-1_5.15-5.35_802.11ax HE160_CH50_Full RU_5250MHz	
ANT	CDD 14+15	
Pol.	Horizontal	Fundamental
Peak	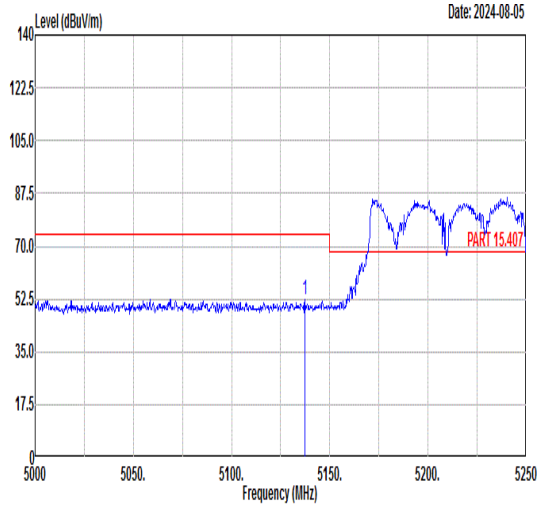 Freq Level Limit Line Margin Read Level Ant Factor Cable Loss Preamp Factor APos TPos Remark MHz dBuV/m dBuV/m dB dBuV dB/m dB dB cm deg 1 5137.25 52.42 74.00 -21.58 40.46 36.12 8.51 32.67 365 266 PEAK	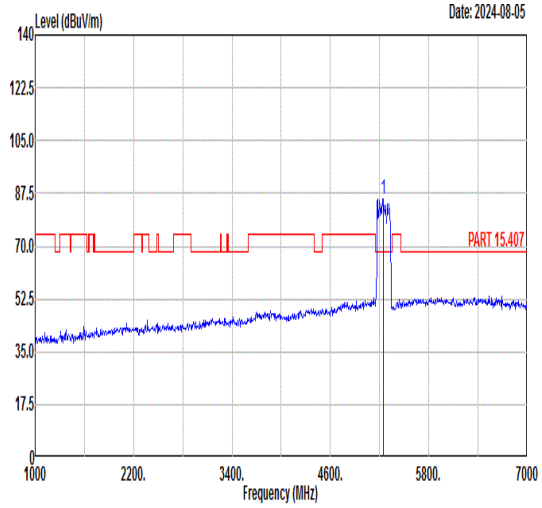 Freq Level Limit Line Margin Read Level Ant Factor Cable Loss Preamp Factor APos TPos Remark MHz dBuV/m dBuV/m dB dBuV dB/m dB dB cm deg 1 5250.00 85.80 ------ ------ 73.62 36.06 8.77 32.65 365 266 PEAK
Avg	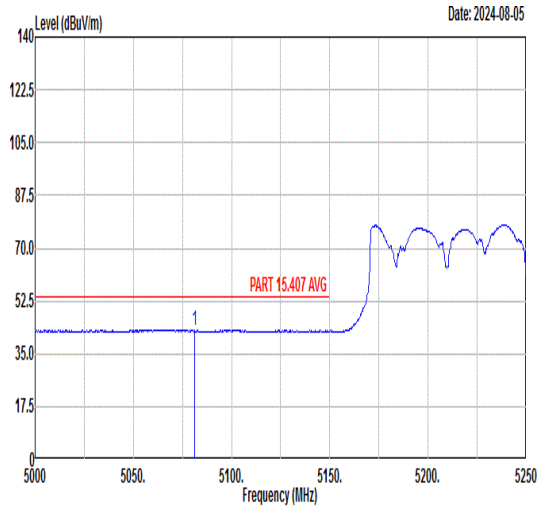 Freq Level Limit Line Margin Read Level Ant Factor Cable Loss Preamp Factor APos TPos Remark MHz dBuV/m dBuV/m dB dBuV dB/m dB dB cm deg 1 5081.25 42.99 54.00 -11.01 31.11 36.15 8.41 32.68 365 266 AVERAGE	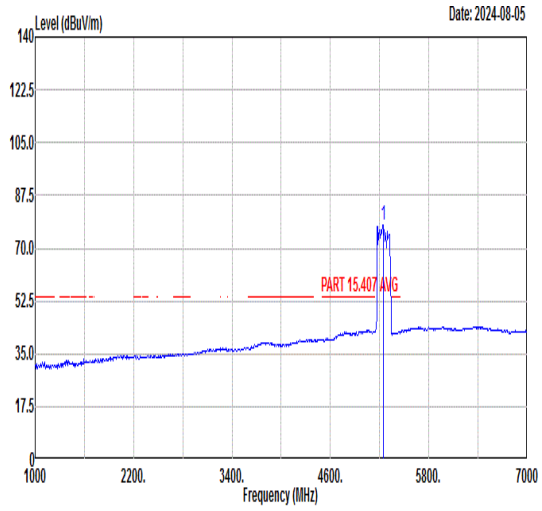 Freq Level Limit Line Margin Read Level Ant Factor Cable Loss Preamp Factor APos TPos Remark MHz dBuV/m dBuV/m dB dBuV dB/m dB dB cm deg 1 5250.00 77.50 ------ ------ 65.32 36.06 8.77 32.65 365 266 AVERAGE

Mode	75	
	Band Edge - R	
	U-NII-1_5.15-5.35_802.11ax HE160_CH50_Full RU_5250MHz	
ANT	CDD 14+15	
Pol.	Horizontal	Fundamental
Peak	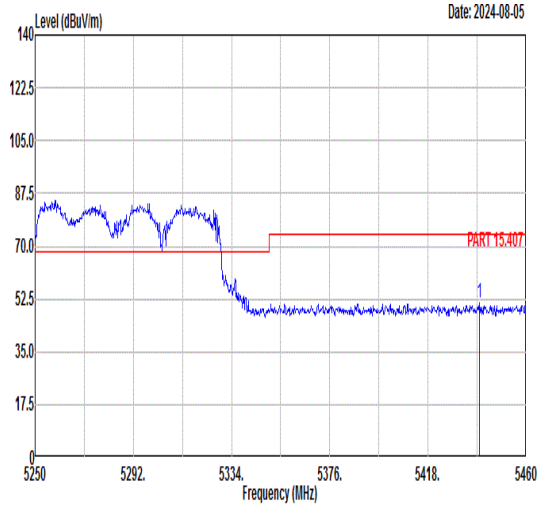 Freq Level Limit Line Margin Read Level Ant Factor Cable Loss Preamp Factor APos TPos Remark MHz dBuV/m dBuV/m dB dBuV dB/m dB dB cm deg 1 5440.05 51.42 74.00 -22.58 38.41 35.94 9.68 32.61 365 266 PEAK	Blank
Avg	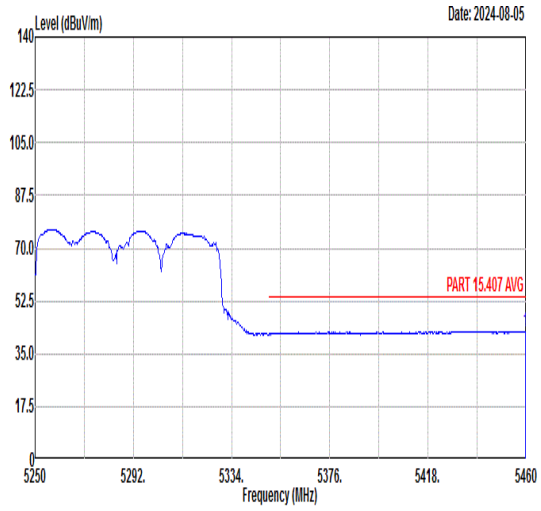 Freq Level Limit Line Margin Read Level Ant Factor Cable Loss Preamp Factor APos TPos Remark MHz dBuV/m dBuV/m dB dBuV dB/m dB dB cm deg 1 5459.58 42.53 54.00 -11.47 29.53 35.92 9.69 32.61 365 266 AVERAGE	Blank

Mode	75	
	Band Edge - L	
	U-NII-1_5.15-5.35_802.11ax HE160_CH50_Full RU_5250MHz	
ANT	CDD 14+15	
Pol.	Vertical	Fundamental
Peak	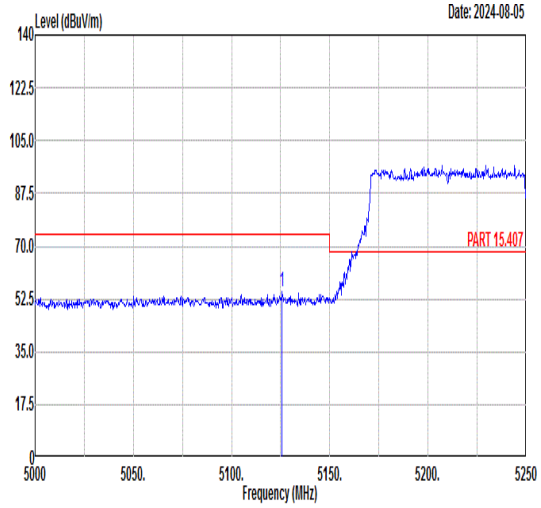 Freq Level Limit Line Margin Read Level Ant Factor Cable Loss Preamp Factor APos TPos Remark MHz dBuV/m dBuV/m dB dBuV dB/m dB dB cm deg 1 5125.75 55.06 74.00 -18.94 43.12 36.12 8.49 32.67 300 274 PEAK	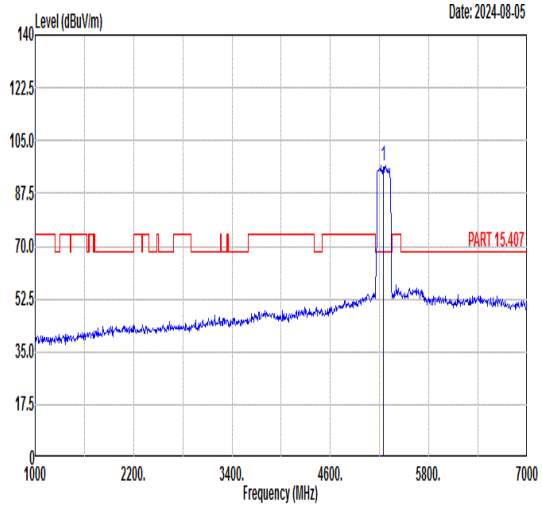 Freq Level Limit Line Margin Read Level Ant Factor Cable Loss Preamp Factor APos TPos Remark MHz dBuV/m dBuV/m dB dBuV dB/m dB dB cm deg 1 5250.00 96.94 ------ ------ 84.59 36.04 8.96 32.65 300 274 PEAK
Avg	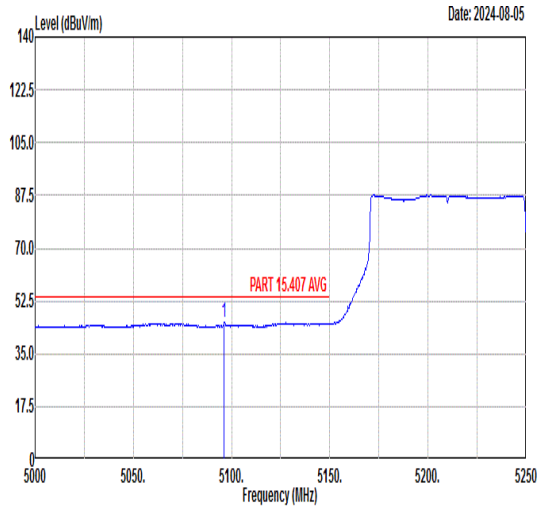 Freq Level Limit Line Margin Read Level Ant Factor Cable Loss Preamp Factor APos TPos Remark MHz dBuV/m dBuV/m dB dBuV dB/m dB dB cm deg 1 5096.25 45.45 54.00 -8.55 33.55 36.14 8.44 32.68 300 274 AVERAGE	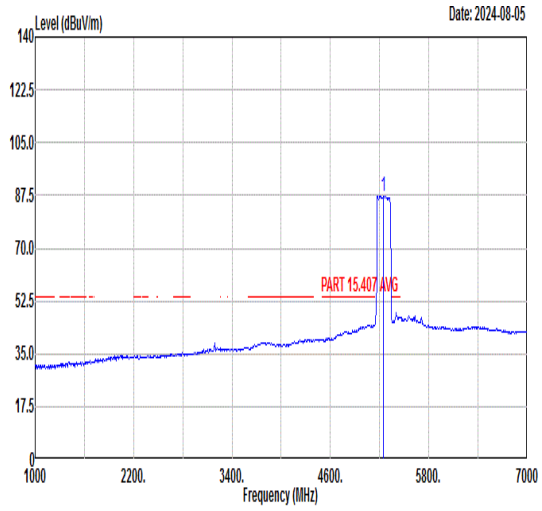 Freq Level Limit Line Margin Read Level Ant Factor Cable Loss Preamp Factor APos TPos Remark MHz dBuV/m dBuV/m dB dBuV dB/m dB dB cm deg 1 5250.00 87.27 ------ ------ 74.92 36.04 8.96 32.65 300 274 AVERAGE

Mode	75	
	Band Edge - R	
	U-NII-1_5.15-5.35_802.11ax HE160_CH50_Full RU_5250MHz	
ANT	CDD 14+15	
Pol.	Vertical	Fundamental
Peak	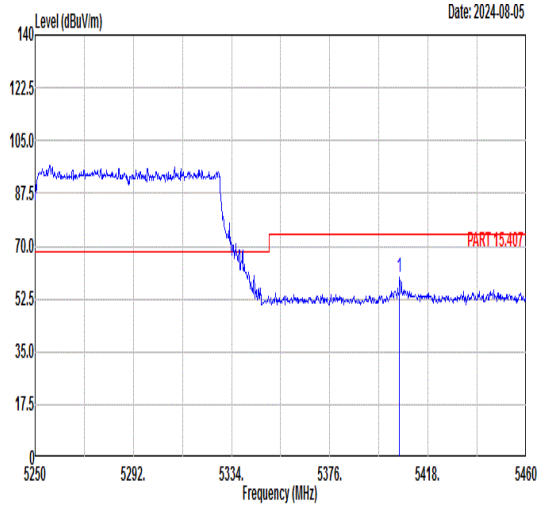 Freq Level Limit Line Margin Read Level Ant Factor Cable Loss Preamp Factor APos TPos Remark MHz dBuV/m dBuV/m dB dBuV dB/m dB dB cm deg 1 5405.82 59.50 74.00 -14.50 46.51 35.96 9.65 32.62 300 274 PEAK	Blank
Avg	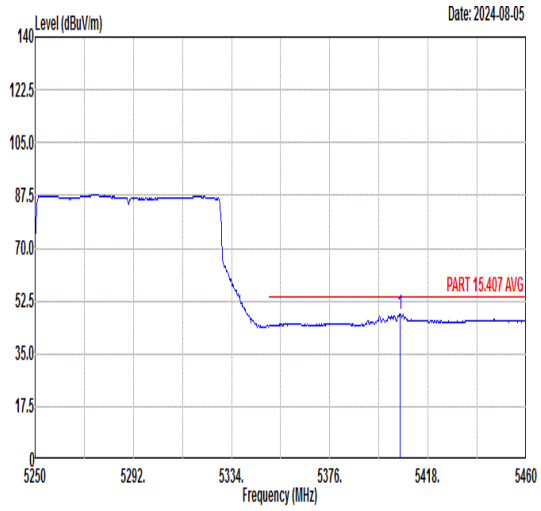 Freq Level Limit Line Margin Read Level Ant Factor Cable Loss Preamp Factor APos TPos Remark MHz dBuV/m dBuV/m dB dBuV dB/m dB dB cm deg 1 5406.03 48.21 54.00 -5.79 35.22 35.96 9.65 32.62 300 274 AVERAGE	Blank

Mode	76	
	Band Edge - L	
	U-NII-2C_5.47-5.725_802. 11be EHT160_CH114_Full RU_5570MHz	
ANT	CDD 14+15	
Pol.	Horizontal	Fundamental
Peak	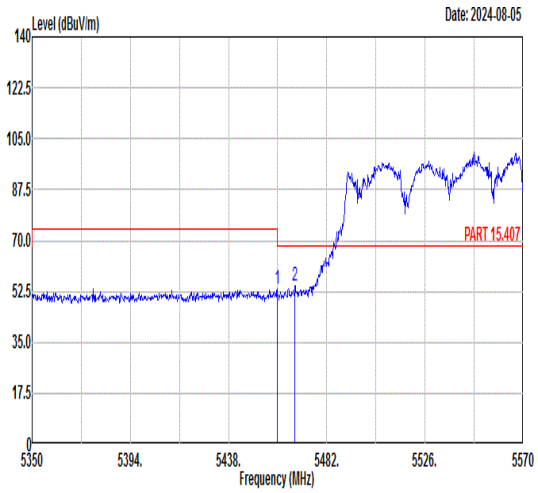 Freq Level Limit Line Margin (dB) Read Level Ant Factor Cable Loss Preamp Factor APos TPos Remark 1 5459.78 53.34 74.00 -20.66 40.34 35.92 9.69 32.61 200 16 PEAK 2 5467.70 54.49 68.30 -13.81 41.49 35.92 9.69 32.61 200 16 PEAK	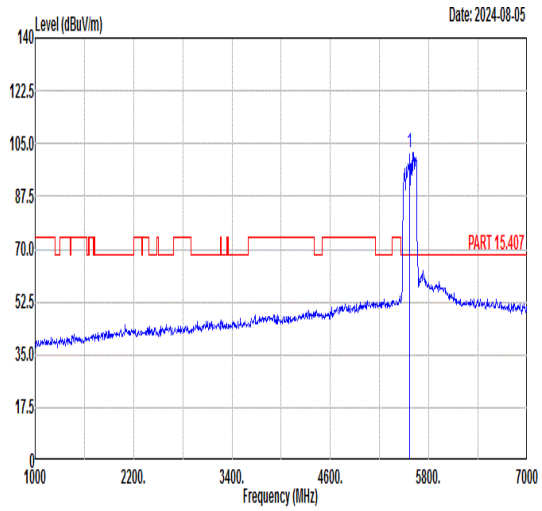 Freq Level Limit Line Margin (dB) Read Level Ant Factor Cable Loss Preamp Factor APos TPos Remark 1 5570.00 102.10 ------ ------ 88.90 36.06 9.79 32.65 200 16 PEAK
Avg	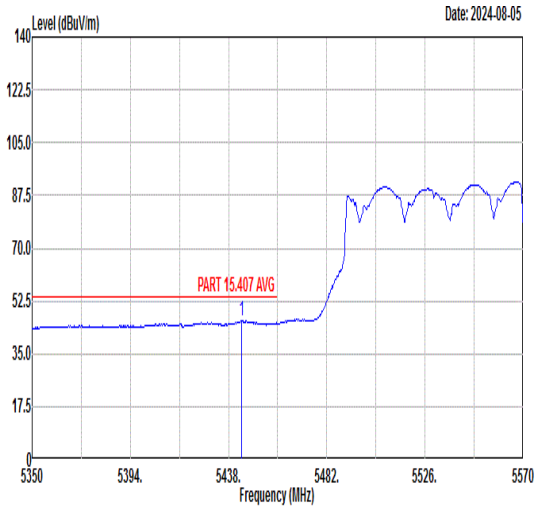 Freq Level Limit Line Margin (dB) Read Level Ant Factor Cable Loss Preamp Factor APos TPos Remark 1 5443.72 46.00 54.00 -8.00 33.00 35.93 9.68 32.61 200 16 AVERAGE	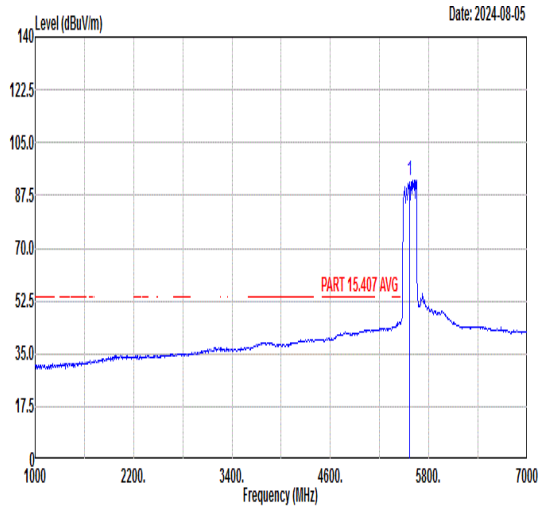 Freq Level Limit Line Margin (dB) Read Level Ant Factor Cable Loss Preamp Factor APos TPos Remark 1 5570.00 92.68 ------ ------ 79.44 36.08 9.81 32.65 200 16 AVERAGE

Mode	76	
	Band Edge - R	
	U-NII-2C_5.47-5.725_802. 11be EHT160_CH114_Full RU_5570MHz	
ANT	CDD 14+15	
Pol.	Horizontal	Fundamental
Peak	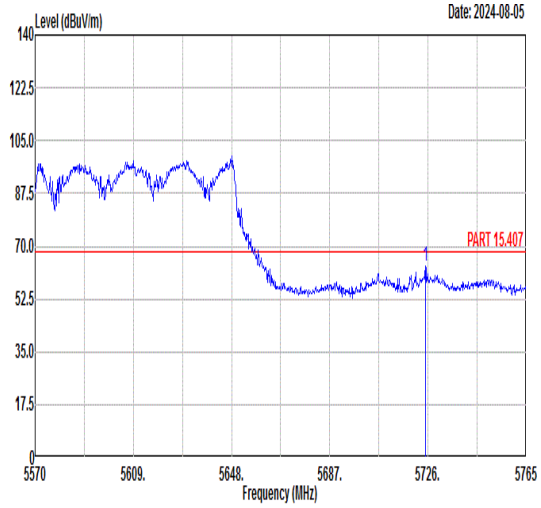 Freq Level Limit Line Margin (dB) Read Level Ant Factor Cable Loss Preamp Factor APos TPos Remark MHz dBuV/m dBuV/m dBuV dB/m dB dB cm deg 1 5725.03 63.24 68.30 -5.06 49.69 36.22 10.02 32.69 200 16 PEAK	Blank

Mode	76	
	Band Edge - L	
	U-NII-2C_5.47-5.725_802. 11be EHT160_CH114_Full RU_5570MHz	
ANT	CDD 14+15	
Pol.	Vertical	Fundamental
Peak	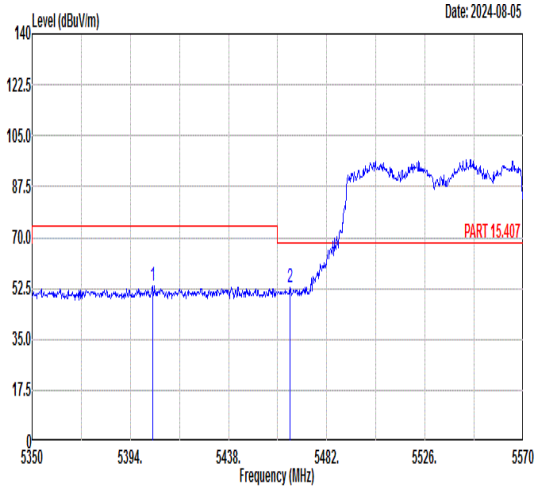 Freq Level Limit Line Margin (dB) Read Level Ant Factor Cable Loss Preamp Factor APos TPos Remark 1 5403.90 53.47 74.00 -20.53 40.49 35.96 9.64 32.62 133 264 PEAK 2 5465.50 52.72 68.30 -15.58 39.72 35.92 9.69 32.61 133 264 PEAK	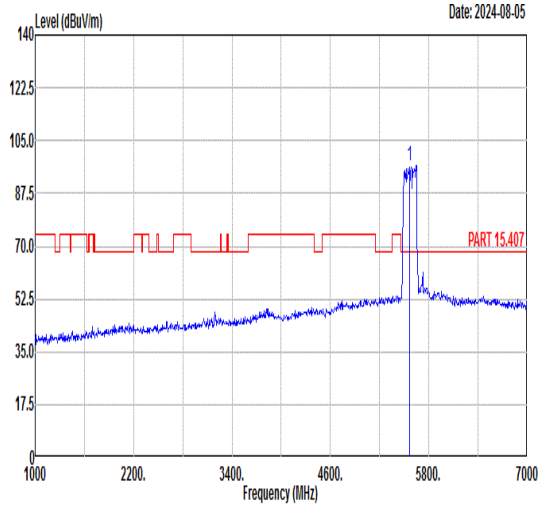 Freq Level Limit Line Margin (dB) Read Level Ant Factor Cable Loss Preamp Factor APos TPos Remark 1 5570.00 96.74 ------ ------ 83.43 36.11 9.86 32.66 133 264 PEAK
Avg	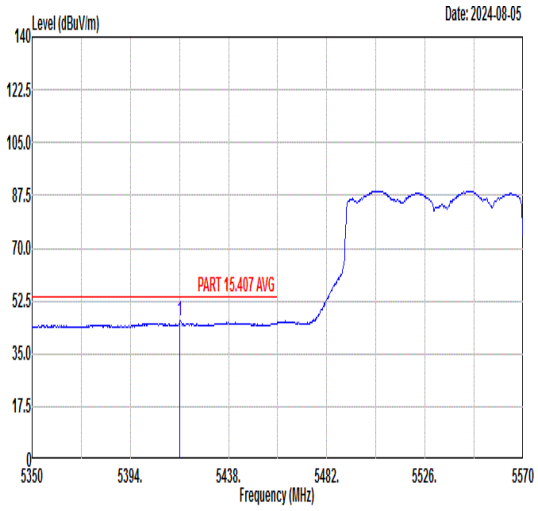 Freq Level Limit Line Margin (dB) Read Level Ant Factor Cable Loss Preamp Factor APos TPos Remark 1 5416.22 46.02 54.00 -7.98 33.03 35.95 9.66 32.62 133 264 AVERAGE	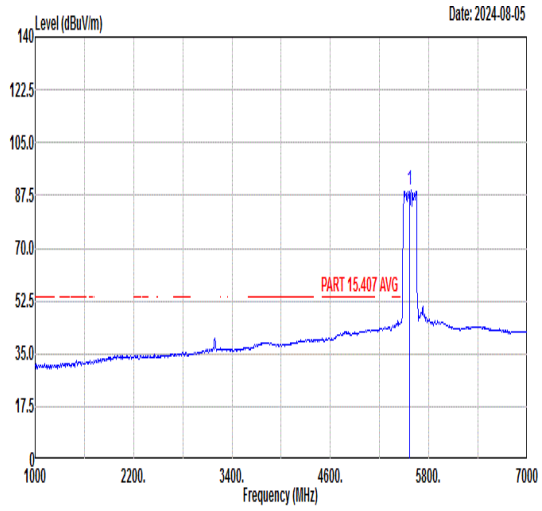 Freq Level Limit Line Margin (dB) Read Level Ant Factor Cable Loss Preamp Factor APos TPos Remark 1 5570.00 89.18 ------ ------ 76.04 36.02 9.75 32.63 133 264 AVERAGE

Mode	76	
	Band Edge - R	
	U-NII-2C_5.47-5.725_802. 11be EHT160_CH114_Full RU_5570MHz	
ANT	CDD 14+15	
Pol.	Vertical	Fundamental
Peak	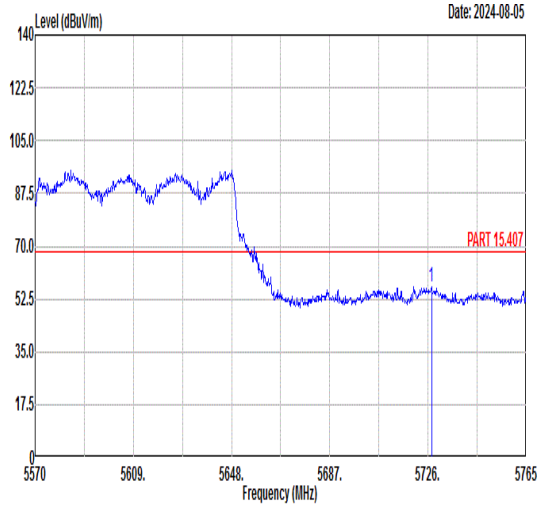 Freq Level Limit Line Margin (dB) Read Level Ant Factor Cable Loss Preamp Factor APos TPos Remark MHz dBuV/m dBuV/m dBuV dB/m dB dB cm deg 1 5727.37 56.29 68.30 -12.01 42.74 36.22 10.02 32.69 133 264 PEAK	Blank

Mode	76	
	Harmonic	
	U-NII-2C_5.47-5.725_802. 11be EHT160 _CH114_Full RU_5570MHz	
ANT	CDD 14+15	
Pol.	Horizontal	Vertical
Peak Avg	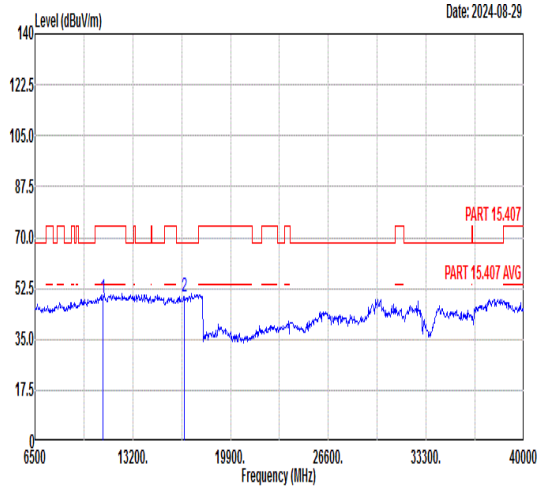 Freq Level Limit Line Margin Read Level Ant Factor Cable Loss Preamp Factor APos TPos Remark MHz dBuV/m dBuV/m dB dBuV dB/m dB dB cm deg 1 11140.00 48.87 74.00 -25.13 60.62 39.06 12.62 63.43 --- --- Peak 2 16710.00 49.66 68.30 -18.64 57.77 41.45 15.32 64.88 --- --- Peak	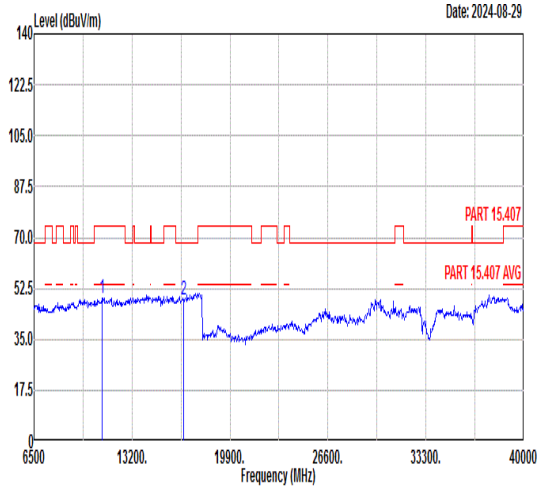 Freq Level Limit Line Margin Read Level Ant Factor Cable Loss Preamp Factor APos TPos Remark MHz dBuV/m dBuV/m dB dBuV dB/m dB dB cm deg 1 11140.00 48.90 74.00 -25.10 60.65 39.06 12.62 63.43 --- --- Peak 2 16710.00 48.74 68.30 -19.56 56.85 41.45 15.32 64.88 --- --- Peak

Mode	77
	Band Edge
	U-NII-1_5.15-5.25_802.11be EHT20_CH36_Single RU 52/37_5180MHz
ANT	CDD 14+15

Pol.	Horizontal	Fundamental
Peak	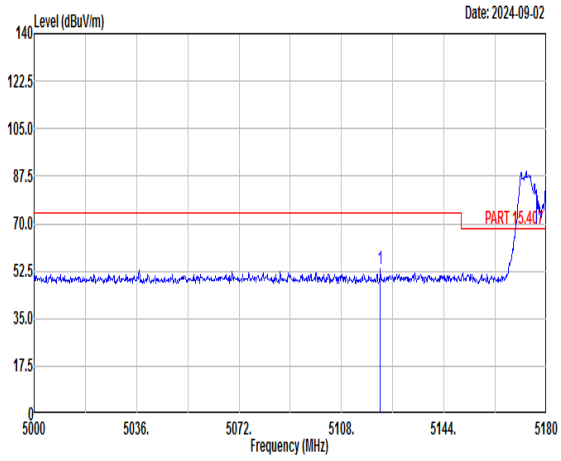 Freq Level Limit Line Margin Read Level Ant Factor Cable Loss Preamp Factor APos TPos Remark MHz dBuV/m dBuV/m dB dBuV dB/m dB dB cm deg 1 5121.68 53.27 74.00 -20.73 41.34 36.13 8.48 32.68 400 89 PEAK	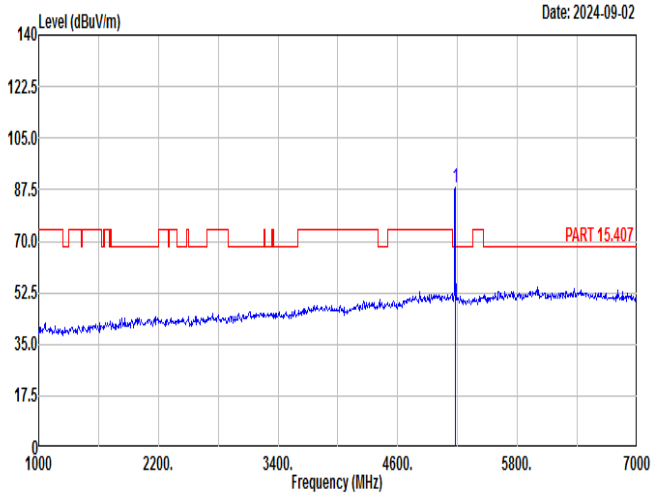 Freq Level Limit Line Margin Read Level Ant Factor Cable Loss Preamp Factor APos TPos Remark MHz dBuV/m dBuV/m dB dBuV dB/m dB dB cm deg 1 5180.00 88.03 ------ ------ 76.02 36.09 8.58 32.66 400 89 PEAK
Avg	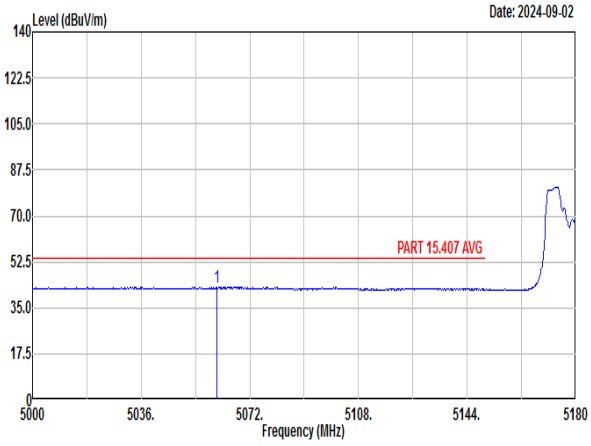 Freq Level Limit Line Margin Read Level Ant Factor Cable Loss Preamp Factor APos TPos Remark MHz dBuV/m dBuV/m dB dBuV dB/m dB dB cm deg 1 5061.20 42.76 54.00 -11.24 30.92 36.16 8.37 32.69 400 89 AVERAGE	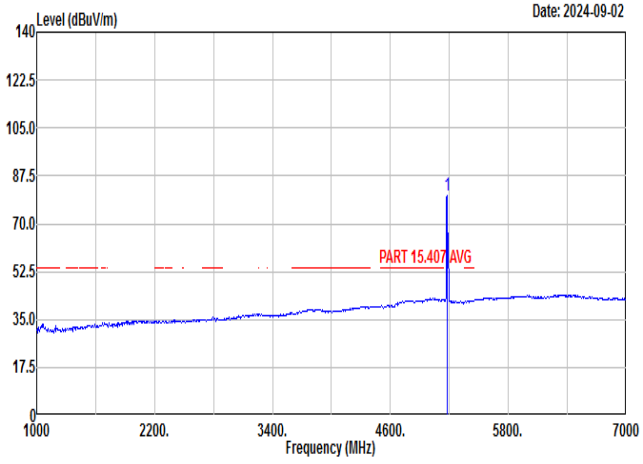 Freq Level Limit Line Margin Read Level Ant Factor Cable Loss Preamp Factor APos TPos Remark MHz dBuV/m dBuV/m dB dBuV dB/m dB dB cm deg 1 5180.00 80.44 ------ ------ 68.43 36.09 8.58 32.66 400 89 AVERAGE

Mode	77	
	Band Edge	
	U-NII-1_5.15-5.25_802.11be EHT20_CH36_Single RU 52/37_5180MHz	
ANT	CDD 14+15	
Pol.	Vertical	Fundamental
Peak	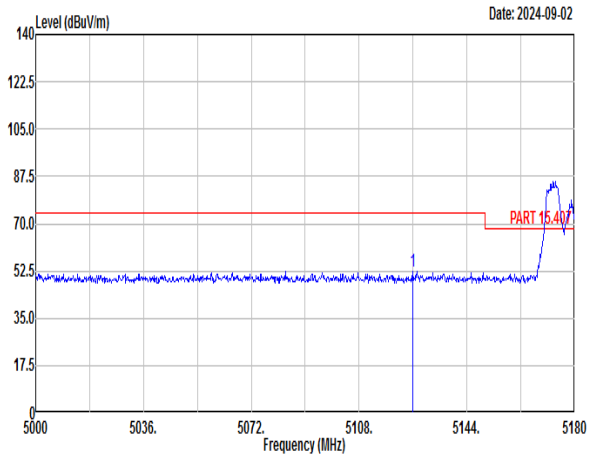 Freq Level Limit Line Margin Read Level Ant Factor Cable Loss Preamp Factor APos TPos Remark MHz dBuV/m dBuV/m dB dBuV dB/m dB dB cm deg 1 5125.82 52.30 74.00 -21.70 40.36 36.12 8.49 32.67 400 147 PEAK	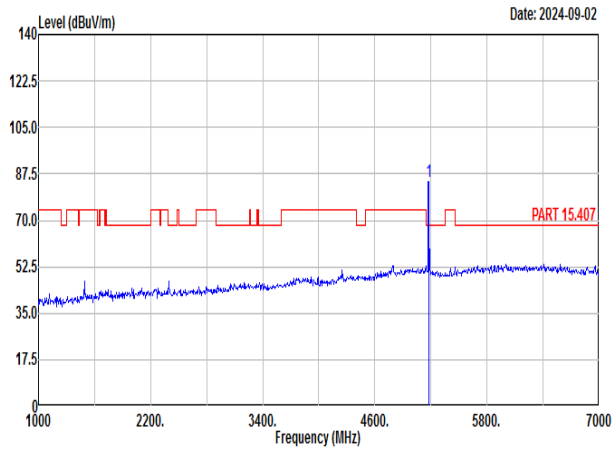 Freq Level Limit Line Margin Read Level Ant Factor Cable Loss Preamp Factor APos TPos Remark MHz dBuV/m dBuV/m dB dBuV dB/m dB dB cm deg 1 5180.00 84.57 ------ ------ 72.57 36.10 8.57 32.67 400 147 PEAK
Avg	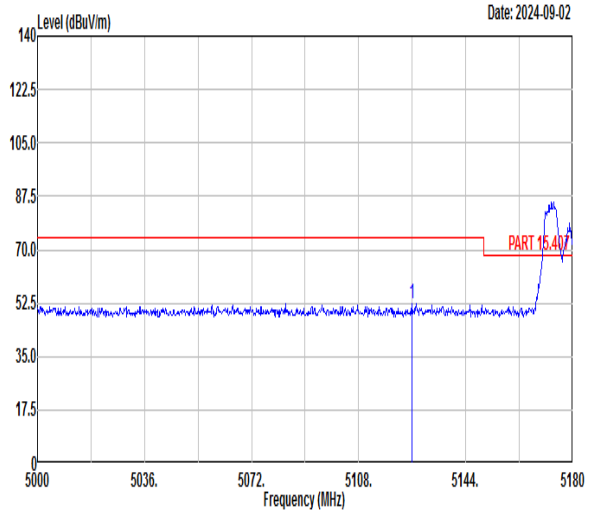 Freq Level Limit Line Margin Read Level Ant Factor Cable Loss Preamp Factor APos TPos Remark MHz dBuV/m dBuV/m dB dBuV dB/m dB dB cm deg 1 5125.82 52.30 74.00 -21.70 40.36 36.12 8.49 32.67 400 147 PEAK	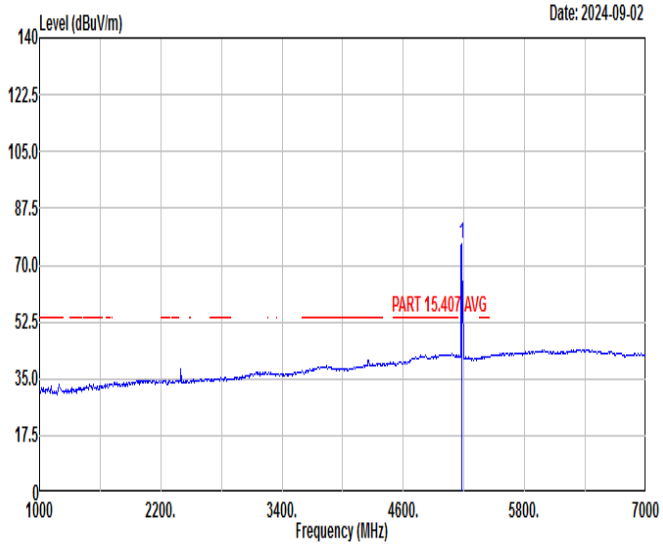 Freq Level Limit Line Margin Read Level Ant Factor Cable Loss Preamp Factor APos TPos Remark MHz dBuV/m dBuV/m dB dBuV dB/m dB dB cm deg 1 5180.00 76.77 ------ ------ 64.76 36.09 8.58 32.66 400 147 AVERAGE

Mode	78	
	Band Edge	
	U-NII-2A_5.25-5.35_802.11ac VHT20_CH64_Single RU 52/40_5320MHz	
ANT	CDD 14+15	
Pol.	Horizontal	Fundamental
Peak	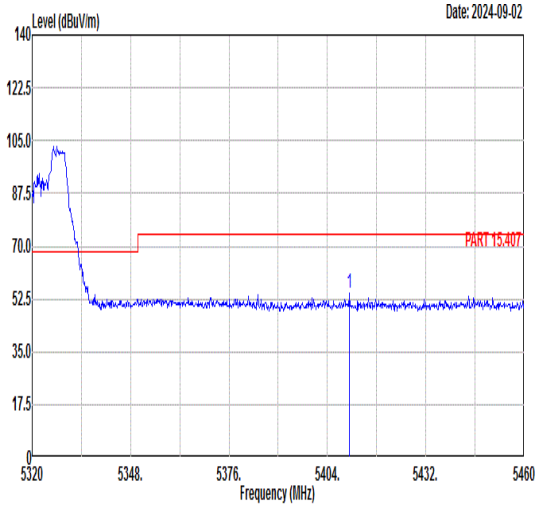 Freq Level Limit Line Margin Read Level Ant Factor Cable Loss Preamp Factor APos TPos Remark 1 5410.30 54.20 74.00 -19.80 41.21 35.95 9.66 32.62 100 32 PEAK	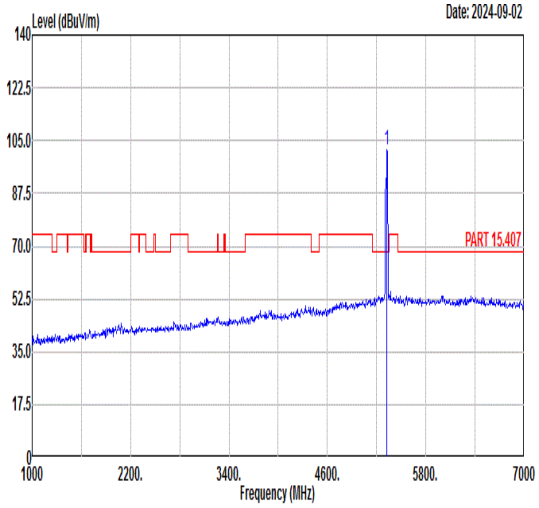 Freq Level Limit Line Margin Read Level Ant Factor Cable Loss Preamp Factor APos TPos Remark 1 5320.00 102.08 ------ ------ 89.47 36.00 9.24 32.63 100 32 PEAK
Avg	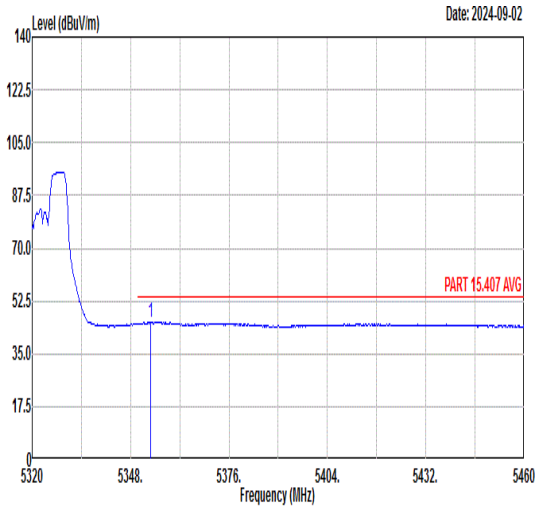 Freq Level Limit Line Margin Read Level Ant Factor Cable Loss Preamp Factor APos TPos Remark 1 5353.74 45.50 54.00 -8.50 32.76 35.99 9.38 32.63 100 32 AVERAGE	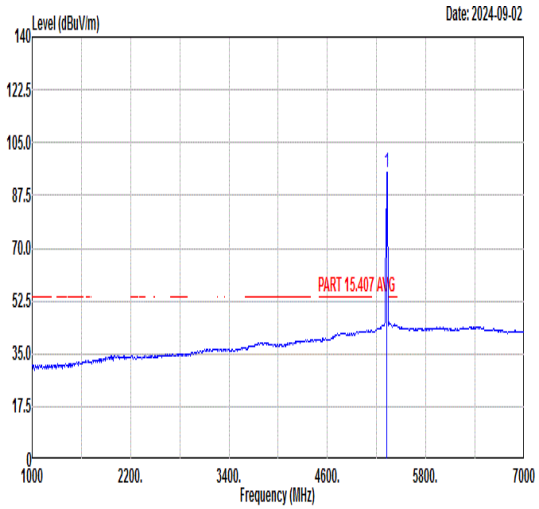 Freq Level Limit Line Margin Read Level Ant Factor Cable Loss Preamp Factor APos TPos Remark 1 5320.00 95.16 ------ ------ 82.55 36.00 9.24 32.63 100 32 AVERAGE

Mode	78	
	Band Edge	
	U-NII-2A_5.25-5.35_802.11ac VHT20_CH64_Single RU 52/40_5320MHz	
ANT	CDD 14+15	
Pol.	Vertical	Fundamental
Peak	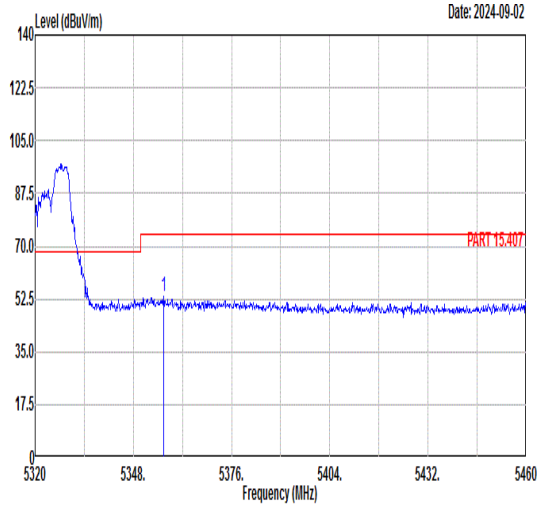 Freq Level Limit Line Margin Read Level Ant Factor Cable Loss Preamp Factor APos TPos Remark MHz dBuV/m dBuV/m dB dBuV dB/m dB dB cm deg 1 5356.54 53.19 74.00 -20.81 40.43 35.99 9.40 32.63 384 241 PEAK	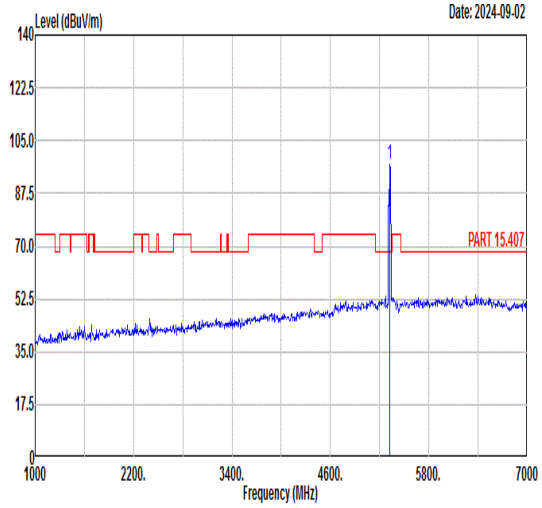 Freq Level Limit Line Margin Read Level Ant Factor Cable Loss Preamp Factor APos TPos Remark MHz dBuV/m dBuV/m dB dBuV dB/m dB dB cm deg 1 5320.00 97.43 ------ ------ 84.82 36.00 9.24 32.63 384 241 PEAK
Avg	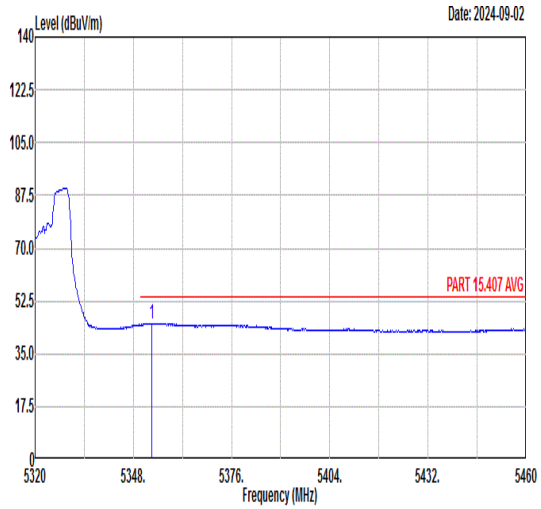 Freq Level Limit Line Margin Read Level Ant Factor Cable Loss Preamp Factor APos TPos Remark MHz dBuV/m dBuV/m dB dBuV dB/m dB dB cm deg 1 5353.32 45.07 54.00 -8.93 32.33 35.99 9.38 32.63 384 241 AVERAGE	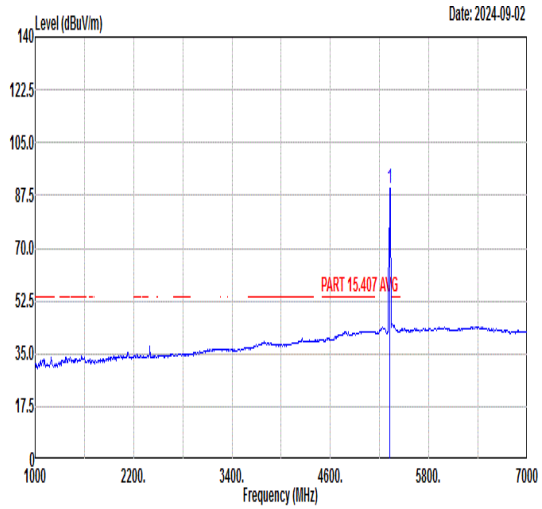 Freq Level Limit Line Margin Read Level Ant Factor Cable Loss Preamp Factor APos TPos Remark MHz dBuV/m dBuV/m dB dBuV dB/m dB dB cm deg 1 5320.00 89.91 ------ ------ 77.30 36.00 9.24 32.63 384 241 AVERAGE

Mode	79	
	Band Edge	
	U-NII-2C_5.47-5.725_802.11ac VHT20_CH100_Single RU 52/37_5500MHz	
ANT	CDD 14+15	
Pol.	Horizontal	Fundamental
Peak	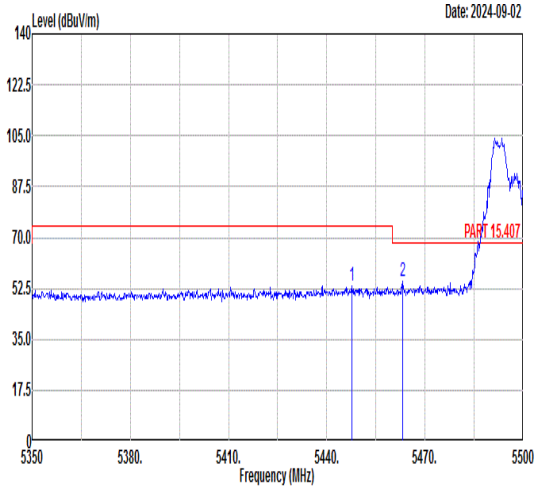 Freq Level Limit Line Margin Read Level Ant Factor Cable Loss Preamp Factor APos TPos Remark MHz dBuV/m dBuV/m dB dBuV dB/m dB dB cm deg 1 5447.65 53.39 74.00 -20.61 40.39 35.93 9.68 32.61 103 30 PEAK 2 5463.25 54.68 68.30 -13.62 41.68 35.92 9.69 32.61 103 30 PEAK	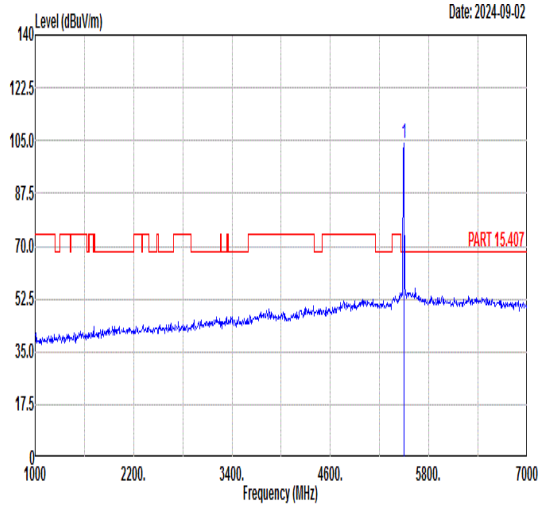 Freq Level Limit Line Margin Read Level Ant Factor Cable Loss Preamp Factor APos TPos Remark MHz dBuV/m dBuV/m dB dBuV dB/m dB dB cm deg 1 5500.00 103.87 ------ ------ 90.87 35.90 9.70 32.60 103 30 PEAK
Avg	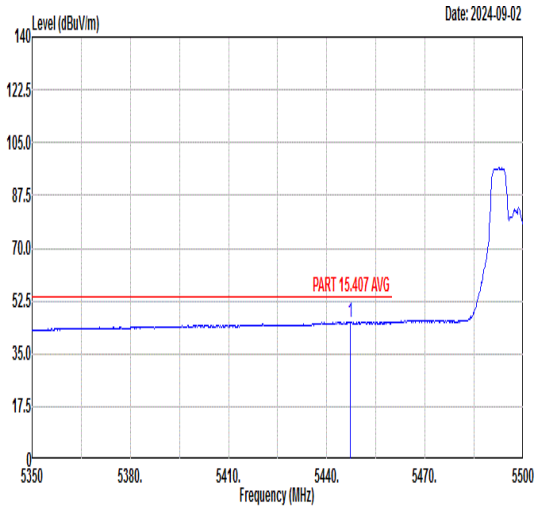 Freq Level Limit Line Margin Read Level Ant Factor Cable Loss Preamp Factor APos TPos Remark MHz dBuV/m dBuV/m dB dBuV dB/m dB dB cm deg 1 5447.20 45.52 54.00 -8.48 32.52 35.93 9.68 32.61 103 30 AVERAGE	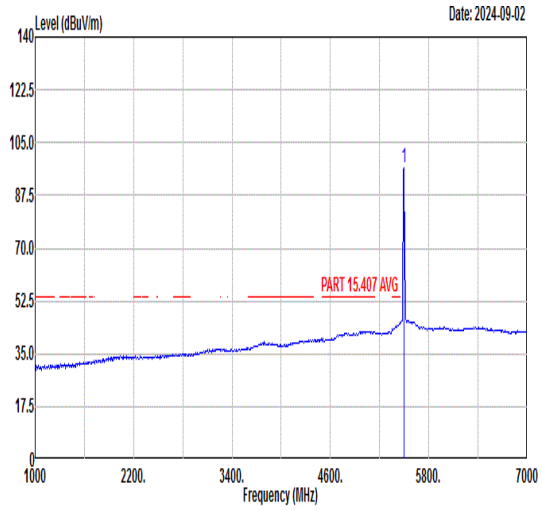 Freq Level Limit Line Margin Read Level Ant Factor Cable Loss Preamp Factor APos TPos Remark MHz dBuV/m dBuV/m dB dBuV dB/m dB dB cm deg 1 5500.00 96.43 ------ ------ 83.43 35.90 9.70 32.60 103 30 AVERAGE

Mode	79	
	Band Edge	
	U-NII-2C_5.47-5.725_802.11ac VHT20_CH100_Single RU 52/37_5500MHz	
ANT	CDD 14+15	
Pol.	Vertical	Fundamental
Peak	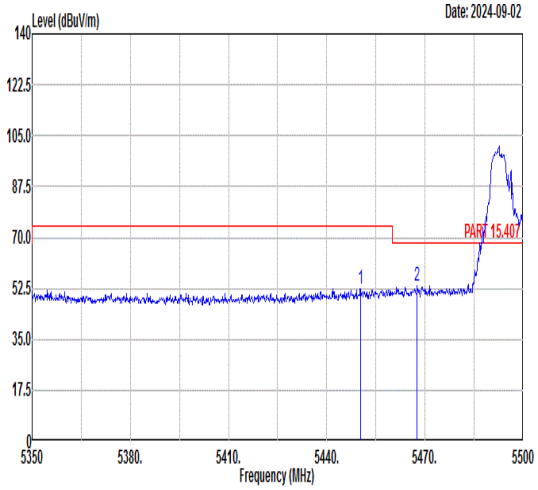 Freq Level Limit Line Margin Read Level Ant Factor Cable Loss Preamp Factor APos TPos Remark MHz dBuV/m dBuV/m dB dBuV dB/m dB dB cm deg 1 5450.35 52.35 74.00 -21.65 39.35 35.93 9.68 32.61 348 230 PEAK 2 5467.60 53.19 68.30 -15.11 40.19 35.92 9.69 32.61 348 230 PEAK	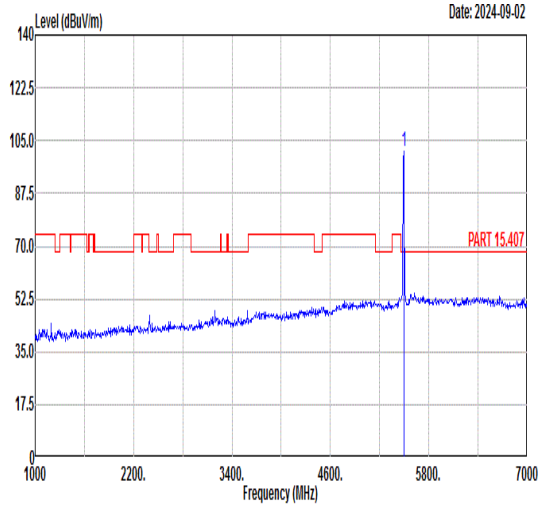 Freq Level Limit Line Margin Read Level Ant Factor Cable Loss Preamp Factor APos TPos Remark MHz dBuV/m dBuV/m dB dBuV dB/m dB dB cm deg 1 5500.00 101.44 ------ ------ 88.44 35.90 9.70 32.60 348 230 PEAK
Avg	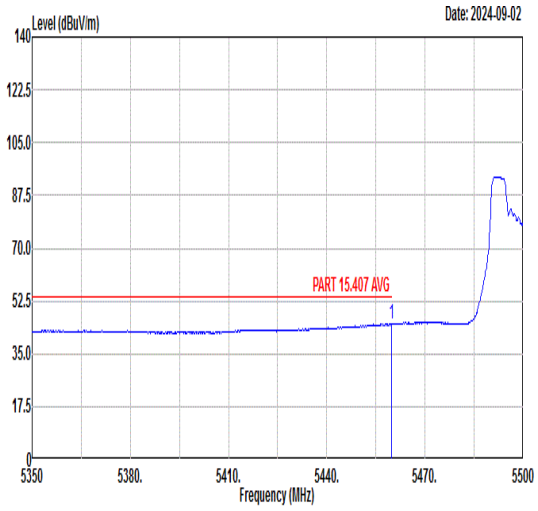 Freq Level Limit Line Margin Read Level Ant Factor Cable Loss Preamp Factor APos TPos Remark MHz dBuV/m dBuV/m dB dBuV dB/m dB dB cm deg 1 5459.80 44.93 54.00 -9.07 31.93 35.92 9.69 32.61 348 230 AVERAGE	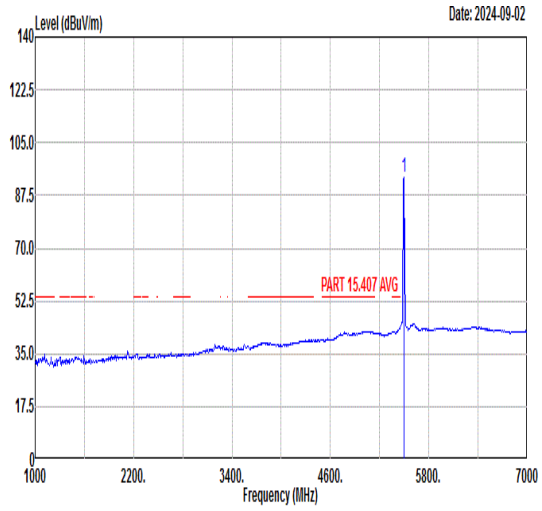 Freq Level Limit Line Margin Read Level Ant Factor Cable Loss Preamp Factor APos TPos Remark MHz dBuV/m dBuV/m dB dBuV dB/m dB dB cm deg 1 5500.00 93.49 ------ ------ 80.49 35.90 9.70 32.60 348 230 AVERAGE

Mode	80	
	Band Edge	
	U-NII-2C_5.47-5.725_802.11be EHT20_CH140_Single RU 106/54_5700MHz	
ANT	CDD 14+15	
Pol.	Horizontal	Fundamental
Peak	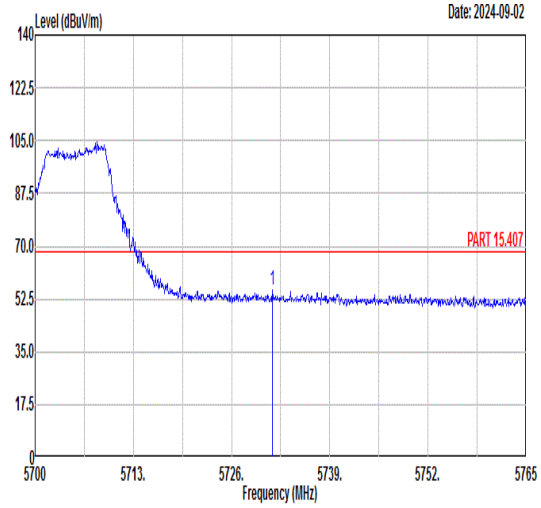 Freq Level Limit Line Margin (dB) Read Level Ant Factor Cable Loss Preamp Factor APos TPos Remark MHz dBuV/m dBuV/m dBuV dB/m dB dB cm deg 1 5731.40 55.59 68.30 -12.71 42.03 36.22 10.03 32.69 300 279 PEAK	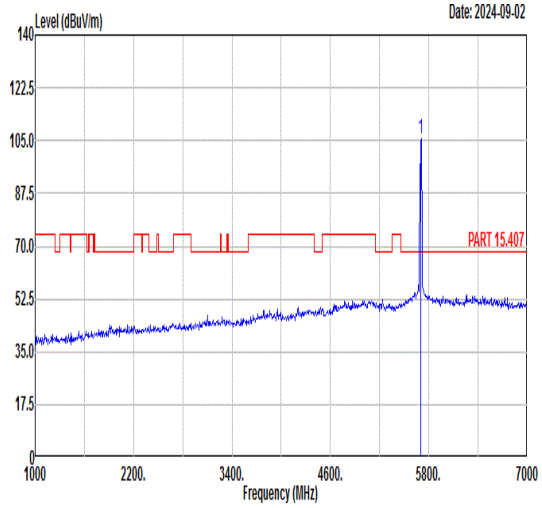 Freq Level Limit Line Margin (dB) Read Level Ant Factor Cable Loss Preamp Factor APos TPos Remark MHz dBuV/m dBuV/m dBuV dB/m dB dB cm deg 1 5700.00 105.81 ------ ------ 92.31 36.19 9.99 32.68 300 279 PEAK
Avg	Blank	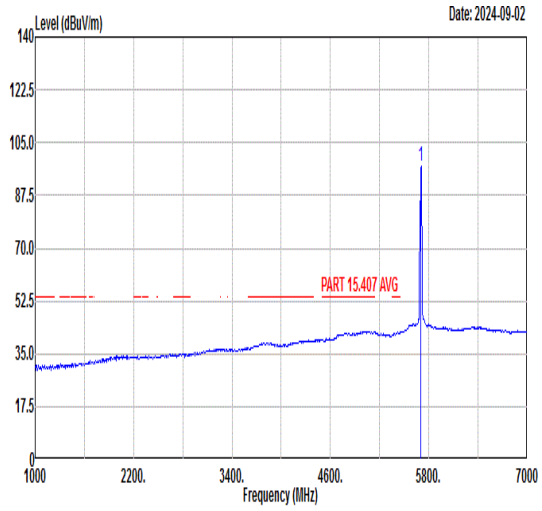 Freq Level Limit Line Margin (dB) Read Level Ant Factor Cable Loss Preamp Factor APos TPos Remark MHz dBuV/m dBuV/m dBuV dB/m dB dB cm deg 1 5700.00 97.25 ------ ------ 83.75 36.19 9.99 32.68 300 279 AVERAGE

Mode	80	
	Band Edge	
	U-NII-2C_5.47-5.725_802.11be EHT20_CH140_Single RU 106/54_5700MHz	
ANT	CDD 14+15	
Pol.	Vertical	Fundamental
Peak	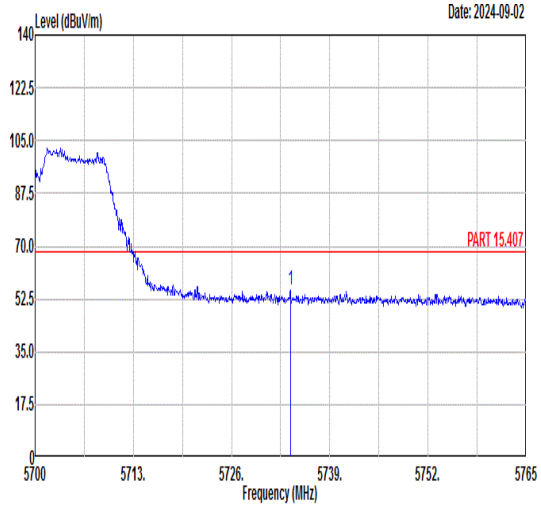 Freq Level Limit Line Margin (dB) Read Level Ant Factor Cable Loss Preamp Factor APos TPos Remark 1 5733.80 55.39 68.30 -12.91 41.81 36.23 10.04 32.69 316 228 PEAK	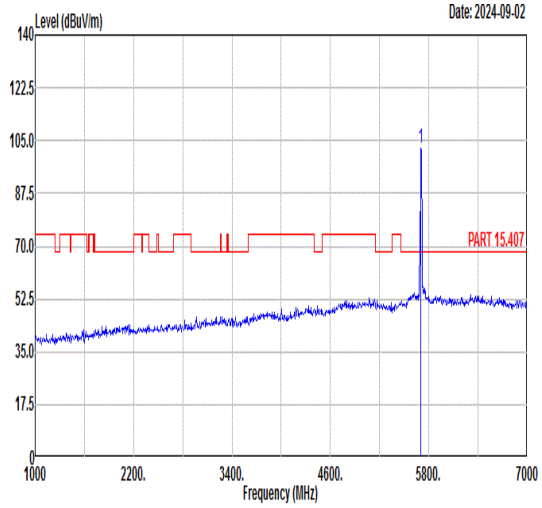 Freq Level Limit Line Margin (dB) Read Level Ant Factor Cable Loss Preamp Factor APos TPos Remark 1 5700.00 102.55 ------ ------ 89.07 36.19 9.97 32.68 316 228 PEAK
Avg	Blank	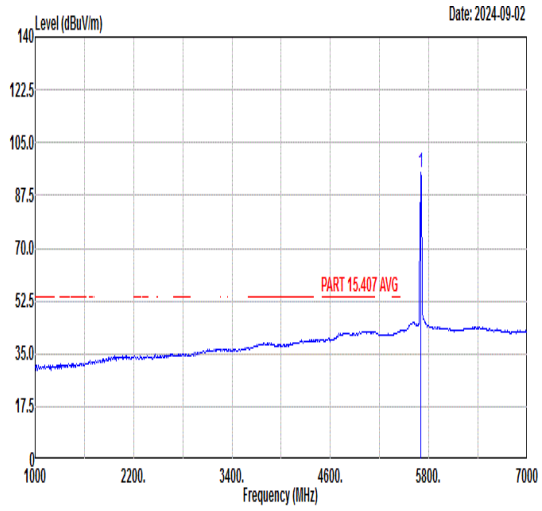 Freq Level Limit Line Margin (dB) Read Level Ant Factor Cable Loss Preamp Factor APos TPos Remark 1 5700.00 94.95 ------ ------ 81.47 36.19 9.97 32.68 316 228 AVERAGE