Mode	4	
	Harmonic	
	U-NII-2A_5.25-5.35_802.11a_CH52_5260MHz	
ANT	CDD 14+15	
Pol.	Horizontal	Vertical
Peak Avg	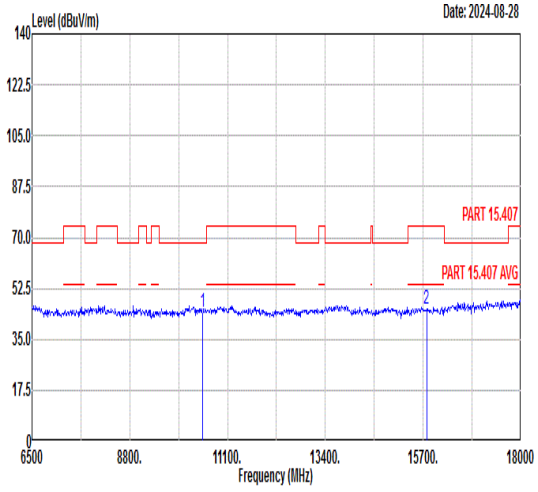 Freq Level Limit Line Margin Read Level Ant Factor Cable Loss Preamp Factor APos TPos Remark MHz dBuV/m dBuV/m dB dBuV dB/m dB dB cm deg 1 10520.00 44.21 68.30 -24.09 44.38 38.81 12.18 51.16 --- --- Peak 2 15780.00 45.36 74.00 -28.64 42.40 40.92 14.69 52.65 --- --- Peak	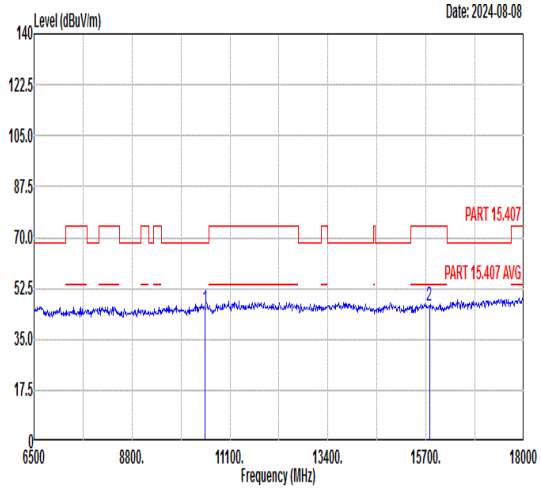 Freq Level Limit Line Margin Read Level Ant Factor Cable Loss Preamp Factor APos TPos Remark MHz dBuV/m dBuV/m dB dBuV dB/m dB dB cm deg 1 10520.00 45.63 68.30 -22.67 45.80 38.81 12.18 51.16 --- --- Peak 2 15780.00 46.58 74.00 -27.42 43.62 40.92 14.69 52.65 --- --- Peak

Mode	5	
	Harmonic	
	U-NII-2A_5.25-5.35_802.11a_CH60_5300MHz	
ANT	CDD 14+15	
Pol.	Horizontal	Vertical
Peak Avg	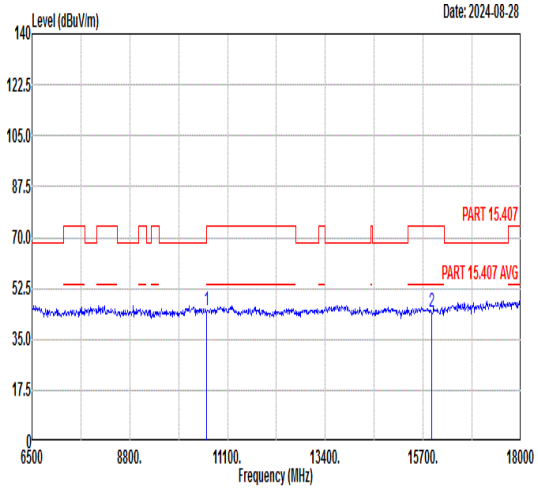 Freq Level Limit Line Margin Read Level Ant Factor Cable Loss Preamp Factor APos TPos Remark MHz dBuV/m dBuV/m dB dBuV dB/m dB dB cm deg 1 10600.00 44.88 74.00 -29.12 44.81 38.84 12.23 51.00 --- --- Peak 2 15900.00 44.40 74.00 -29.60 41.36 41.02 14.75 52.73 --- --- Peak	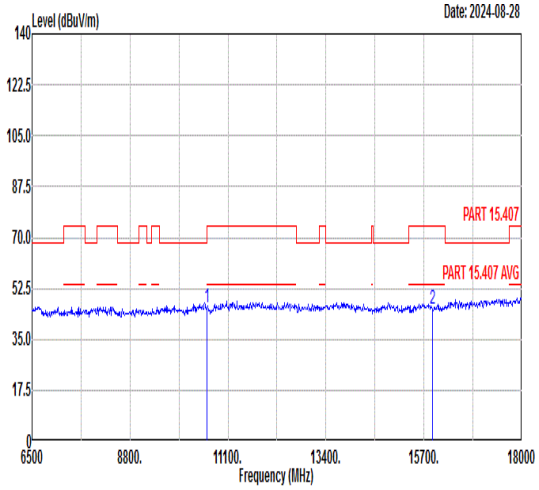 Freq Level Limit Line Margin Read Level Ant Factor Cable Loss Preamp Factor APos TPos Remark MHz dBuV/m dBuV/m dB dBuV dB/m dB dB cm deg 1 10600.00 46.22 74.00 -27.78 46.15 38.84 12.23 51.00 --- --- Peak 2 15900.00 45.32 74.00 -28.68 42.28 41.02 14.75 52.73 --- --- Peak

Mode	6	
	Harmonic	
	U-NII-2A_5.25-5.35_802.11a_CH64_5320MHz	
ANT	CDD 14+15	
Pol.	Horizontal	Vertical
Peak Avg	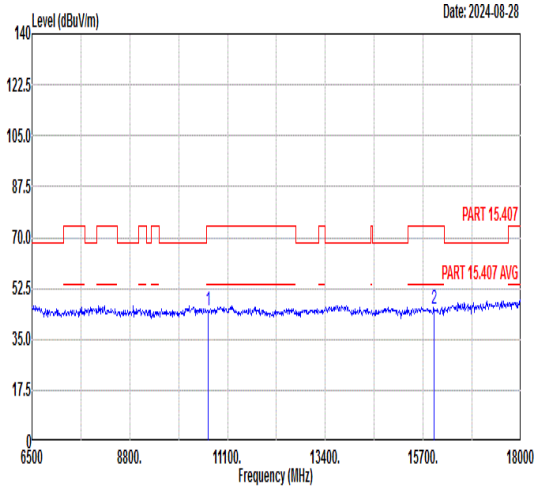 Freq Level Limit Line Margin Read Level Ant Factor Cable Loss Preamp Factor APos TPos Remark MHz dBuV/m dBuV/m dB dBuV dB/m dB dB cm deg 1 10640.00 45.06 74.00 -28.94 44.86 38.86 12.26 50.92 --- --- Peak 2 15960.00 45.62 74.00 -28.38 42.55 41.07 14.77 52.77 --- --- Peak	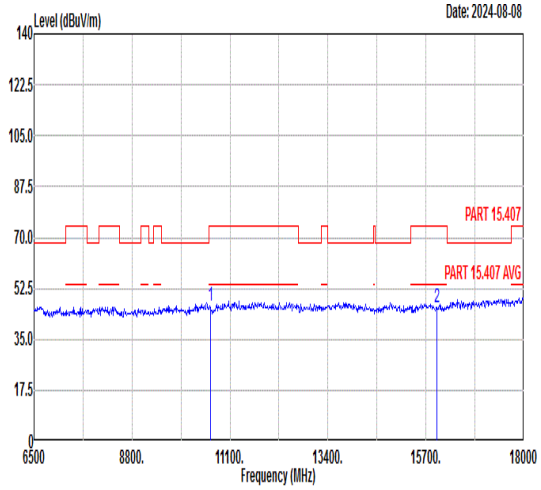 Freq Level Limit Line Margin Read Level Ant Factor Cable Loss Preamp Factor APos TPos Remark MHz dBuV/m dBuV/m dB dBuV dB/m dB dB cm deg 1 10640.00 46.75 74.00 -27.25 46.55 38.86 12.26 50.92 --- --- Peak 2 15960.00 46.09 74.00 -27.91 43.02 41.07 14.77 52.77 --- --- Peak

Mode	7	
	Harmonic	
	U-NII-2C_5.47-5.725_802.11a_CH100_5500MHz	
ANT	CDD 14+15	
Pol.	Horizontal	Vertical
Peak Avg	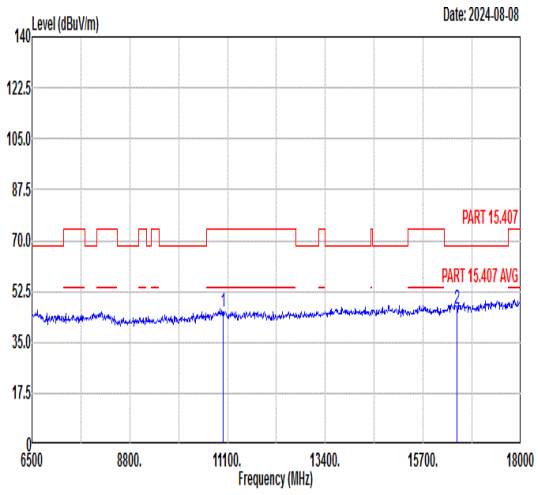 Freq Level Limit Line Margin Read Level Ant Factor Cable Loss Preamp Factor APos TPos Remark MHz dBuV/m dBuV/m dB dBuV dB/m dB dB cm deg 1 11000.00 45.58 74.00 -28.42 44.26 39.00 12.52 50.20 --- --- Peak 2 16500.00 46.31 68.30 -21.99 42.59 41.35 15.17 52.80 --- --- Peak	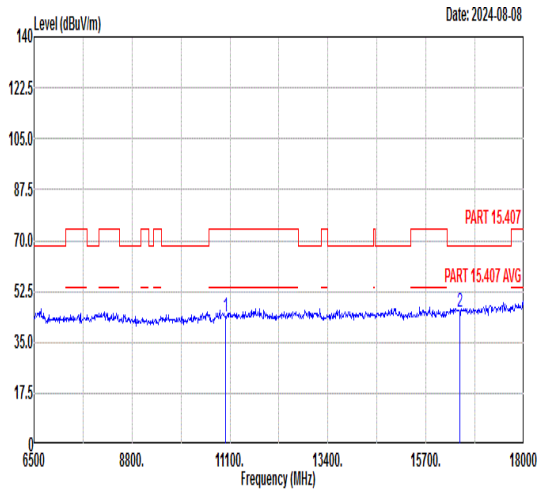 Freq Level Limit Line Margin Read Level Ant Factor Cable Loss Preamp Factor APos TPos Remark MHz dBuV/m dBuV/m dB dBuV dB/m dB dB cm deg 1 11000.00 44.05 74.00 -29.95 42.73 39.00 12.52 50.20 --- --- Peak 2 16500.00 45.31 68.30 -22.99 41.59 41.35 15.17 52.80 --- --- Peak

Mode	8	
	Harmonic	
	U-NII-2C_5.47-5.725_802.11a_CH116_5580MHz	
ANT	CDD 14+15	
Pol.	Horizontal	Vertical
Peak Avg	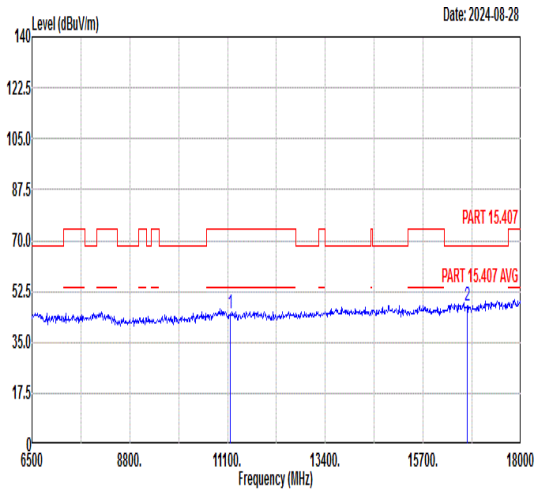 Freq Level Limit Line Margin Read Level Ant Factor Cable Loss Preamp Factor APos TPos Remark MHz dBuV/m dBuV/m dB dBuV dB/m dB dB cm deg 1 11160.00 45.14 74.00 -28.86 43.78 39.06 12.64 50.34 --- --- Peak 2 16740.00 47.72 68.30 -20.58 43.70 41.47 15.35 52.80 --- --- Peak	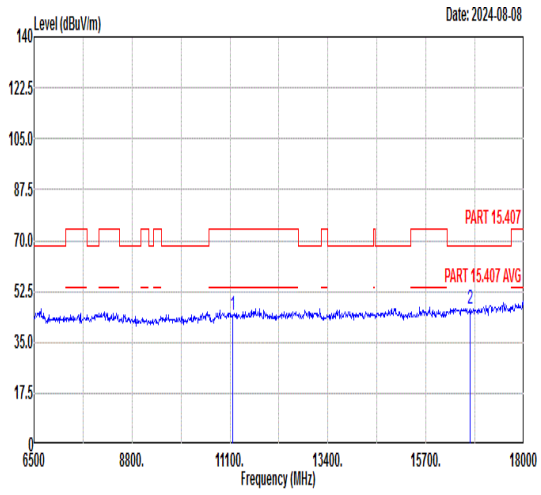 Freq Level Limit Line Margin Read Level Ant Factor Cable Loss Preamp Factor APos TPos Remark MHz dBuV/m dBuV/m dB dBuV dB/m dB dB cm deg 1 11160.00 44.28 74.00 -29.72 42.92 39.06 12.64 50.34 --- --- Peak 2 16740.00 46.62 68.30 -21.68 42.60 41.47 15.35 52.80 --- --- Peak

Mode	9	
	Harmonic	
	U-NII-2C_5.47-5.725_802.11a_CH140_5700MHz	
ANT	CDD 14+15	
Pol.	Horizontal	Vertical
Peak Avg	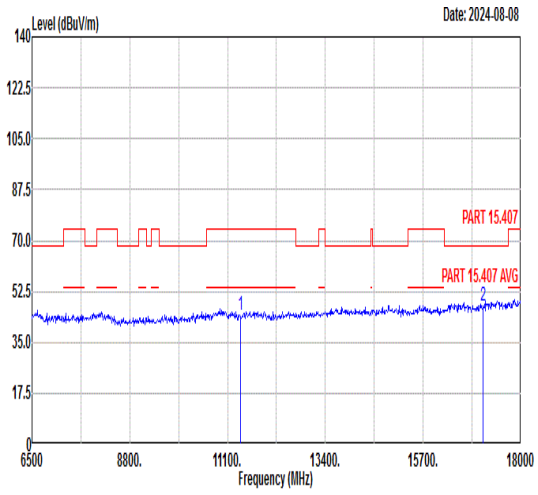 Freq Level Limit Line Margin Read Level Ant Factor Cable Loss Preamp Factor APos TPos Remark MHz dBuV/m dBuV/m dB dBuV dB/m dB dB cm deg 1 11400.00 44.53 74.00 -29.47 43.12 39.16 12.81 50.56 --- --- Peak 2 17100.00 47.61 68.30 -20.69 43.10 41.71 15.62 52.82 --- --- Peak	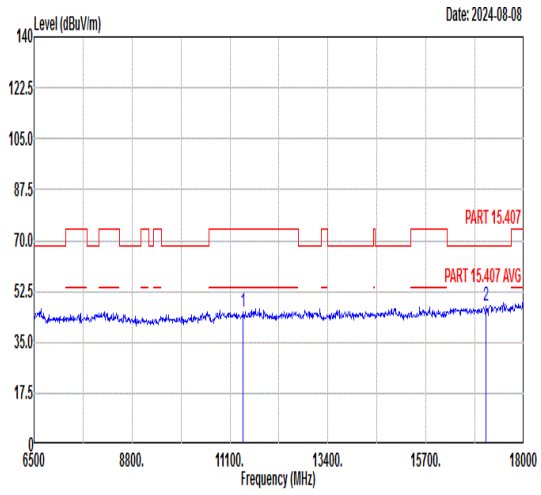 Freq Level Limit Line Margin Read Level Ant Factor Cable Loss Preamp Factor APos TPos Remark MHz dBuV/m dBuV/m dB dBuV dB/m dB dB cm deg 1 11400.00 45.34 74.00 -28.66 43.93 39.16 12.81 50.56 --- --- Peak 2 17100.00 47.63 68.30 -20.67 43.12 41.71 15.62 52.82 --- --- Peak

Mode	10	
	Band Edge	
	U-NII-1_5.15-5.25_802.11n HT20_CH36_5180MHz	
ANT	CDD 14+15	
Pol.	Horizontal	Fundamental
Peak	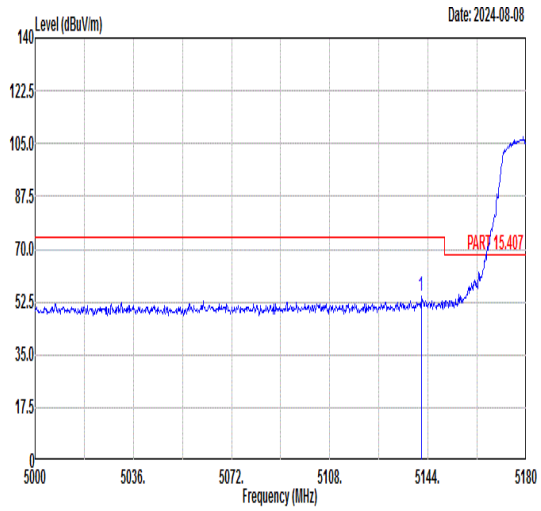 Freq Level Limit Line Margin (dB) Read Level Ant Factor Cable Loss Preamp Factor APos TPos Remark MHz dBuV/m dBuV/m dBuV dB/m dB dB cm deg 1 5141.48 54.24 74.00 -19.76 42.27 36.12 8.52 32.67 200 294 PEAK	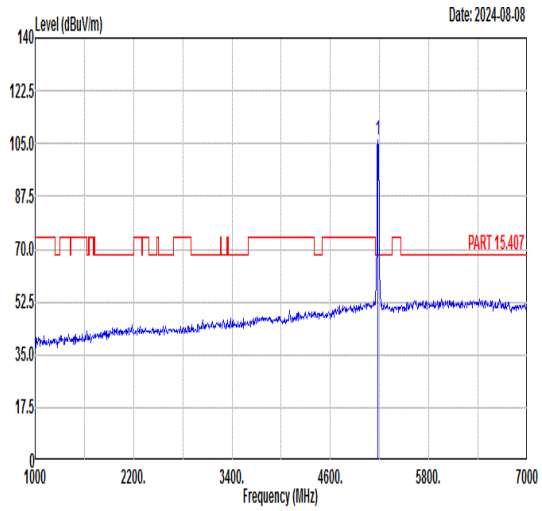 Freq Level Limit Line Margin (dB) Read Level Ant Factor Cable Loss Preamp Factor APos TPos Remark MHz dBuV/m dBuV/m dBuV dB/m dB dB cm deg 1 5180.00 106.13 ------ ------ 94.11 36.09 8.59 32.66 200 294 PEAK
Avg	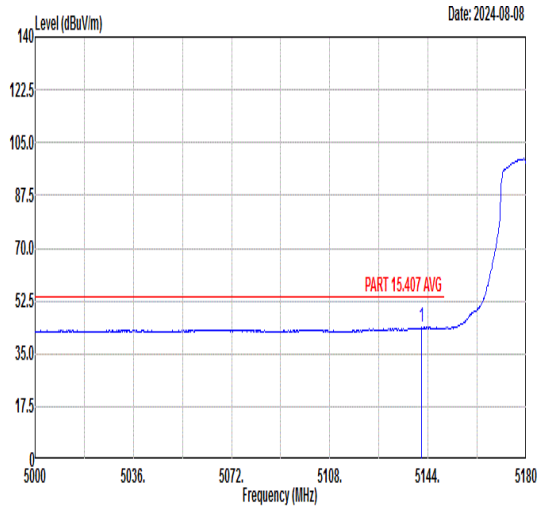 Freq Level Limit Line Margin (dB) Read Level Ant Factor Cable Loss Preamp Factor APos TPos Remark MHz dBuV/m dBuV/m dBuV dB/m dB dB cm deg 1 5141.66 43.84 54.00 -10.16 31.87 36.12 8.52 32.67 200 294 AVERAGE	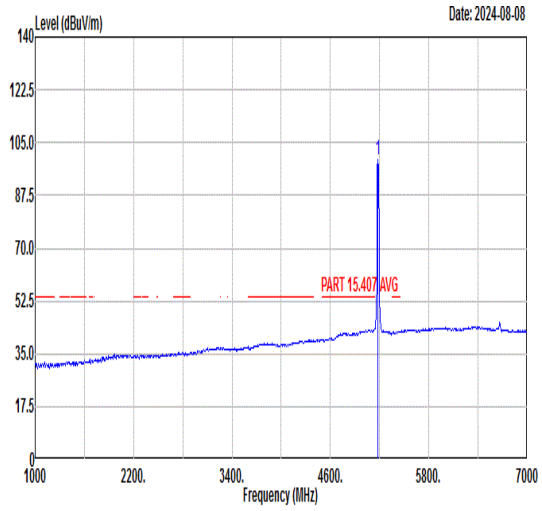 Freq Level Limit Line Margin (dB) Read Level Ant Factor Cable Loss Preamp Factor APos TPos Remark MHz dBuV/m dBuV/m dBuV dB/m dB dB cm deg 1 5180.00 99.48 ------ ------ 87.47 36.09 8.58 32.66 200 294 AVERAGE

Mode	10	
	Band Edge	
	U-NII-1_5.15-5.25_802.11n HT20_CH36_5180MHz	
ANT	CDD 14+15	
Pol.	Vertical	Fundamental
Peak	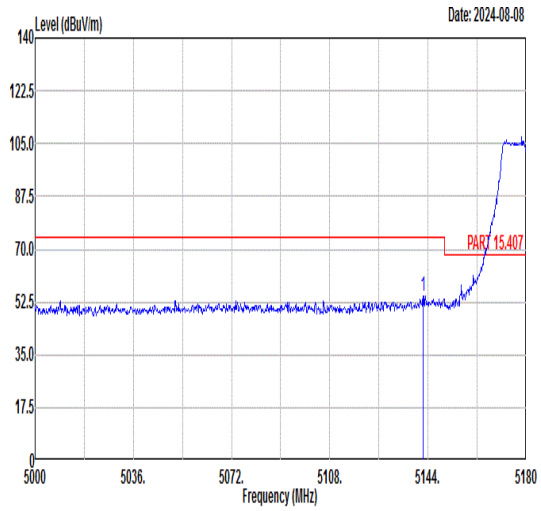 Freq Level Limit Line Margin (dB) Read Level Ant Factor Cable Loss Preamp Factor APos TPos Remark 1 5142.20 54.45 74.00 -19.55 42.49 36.11 8.52 32.67 201 266 PEAK	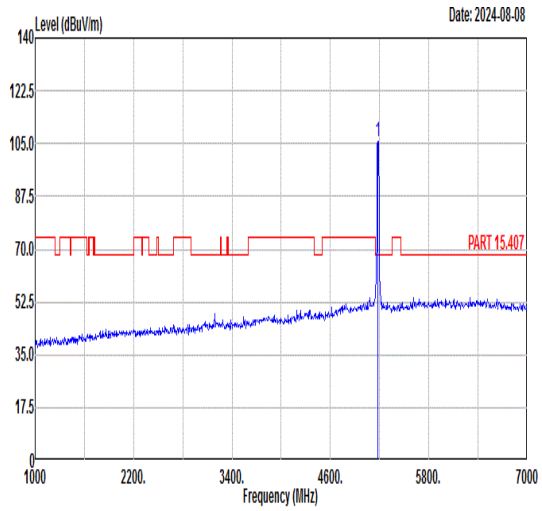 Freq Level Limit Line Margin (dB) Read Level Ant Factor Cable Loss Preamp Factor APos TPos Remark 1 5180.00 105.88 ------ ------ 93.84 36.09 8.61 32.66 201 266 PEAK
Avg	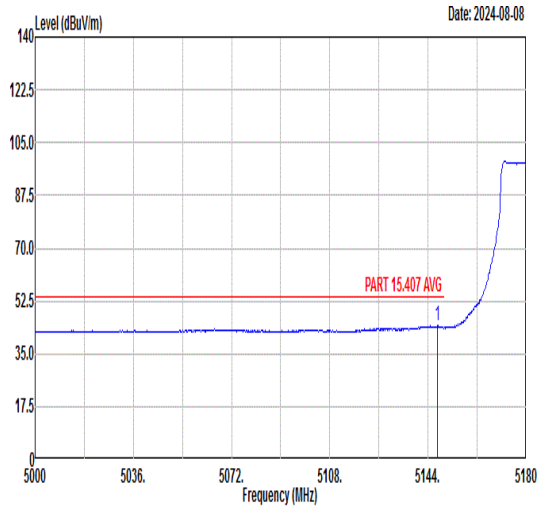 Freq Level Limit Line Margin (dB) Read Level Ant Factor Cable Loss Preamp Factor APos TPos Remark 1 5147.42 44.38 54.00 -9.62 32.41 36.11 8.53 32.67 201 266 AVERAGE	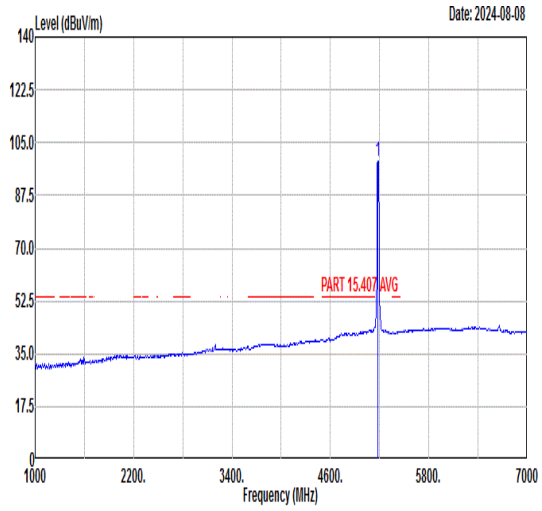 Freq Level Limit Line Margin (dB) Read Level Ant Factor Cable Loss Preamp Factor APos TPos Remark 1 5180.00 99.01 ------ ------ 86.97 36.09 8.61 32.66 201 266 AVERAGE

Mode	10	
	Harmonic	
	U-NII-1_5.15-5.25_802.11n HT20_CH36_5180MHz	
ANT	CDD 14+15	
Pol.	Horizontal	Vertical
Peak Avg	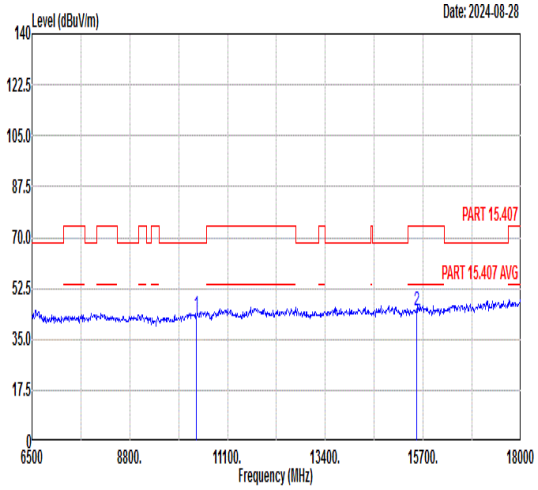 Freq Level Limit Line Margin Read Level Ant Factor Cable Loss Preamp Factor APos TPos Remark MHz dBuV/m dBuV/m dB dBuV dB/m dB dB cm deg 1 10360.00 43.46 68.30 -24.84 44.14 38.74 12.06 51.48 --- --- Peak 2 15540.00 45.15 74.00 -28.85 42.32 40.73 14.58 52.48 --- --- Peak	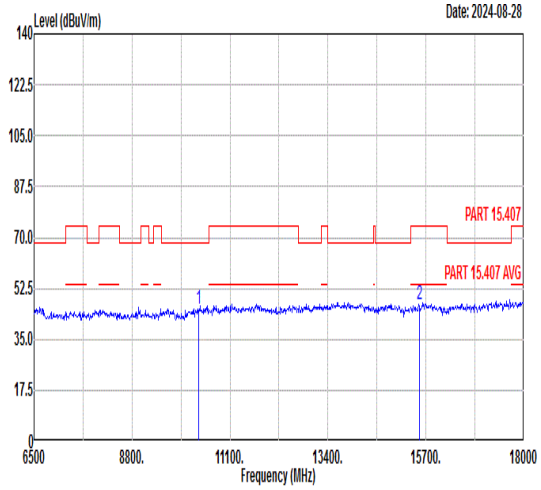 Freq Level Limit Line Margin Read Level Ant Factor Cable Loss Preamp Factor APos TPos Remark MHz dBuV/m dBuV/m dB dBuV dB/m dB dB cm deg 1 10360.00 45.27 68.30 -23.03 45.95 38.74 12.06 51.48 --- --- Peak 2 15540.00 46.94 74.00 -27.06 44.11 40.73 14.58 52.48 --- --- Peak

Mode	11	
	Harmonic	
	U-NII-1_5.15-5.25_802.11n HT20_CH44_5220MHz	
ANT	CDD 14+15	
Pol.	Horizontal	Vertical
Peak Avg	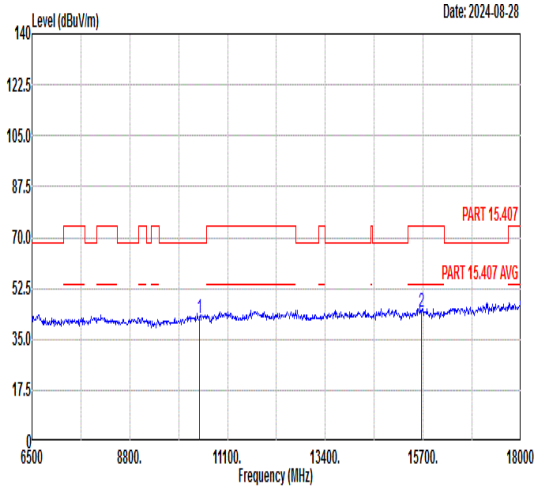 Freq Level Limit Line Margin Read Level Ant Factor Cable Loss Preamp Factor APos TPos Remark MHz dBuV/m dBuV/m dB dBuV dB/m dB dB cm deg 1 10440.00 42.19 68.30 -26.11 42.61 38.78 12.12 51.32 --- --- Peak 2 15660.00 44.56 74.00 -29.44 41.65 40.83 14.64 52.56 --- --- Peak	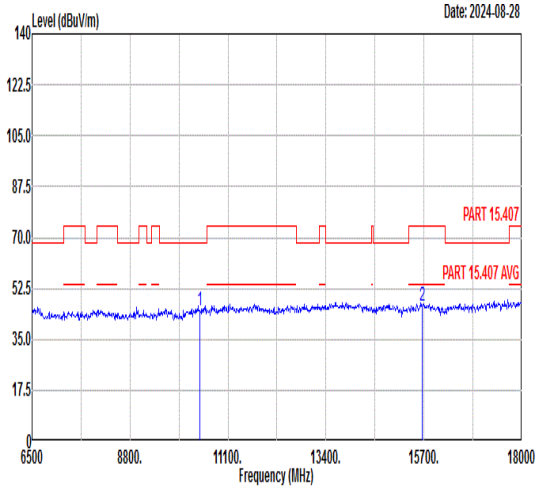 Freq Level Limit Line Margin Read Level Ant Factor Cable Loss Preamp Factor APos TPos Remark MHz dBuV/m dBuV/m dB dBuV dB/m dB dB cm deg 1 10440.00 44.84 68.30 -23.46 45.26 38.78 12.12 51.32 --- --- Peak 2 15660.00 46.67 74.00 -27.33 43.76 40.83 14.64 52.56 --- --- Peak

Mode	12	
	Harmonic	
	U-NII-1_5.15-5.25_802.11n HT20_CH48_5240MHz	
ANT	CDD 14+15	
Pol.	Horizontal	Vertical
Peak Avg	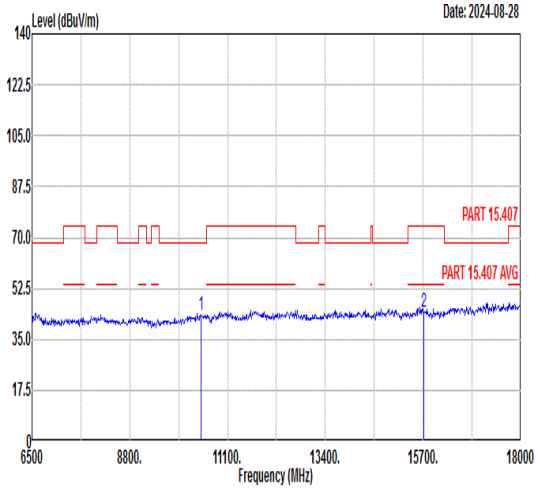 Freq Level Limit Line Margin Read Level Ant Factor Cable Loss Preamp Factor APos TPos Remark MHz dBuV/m dBuV/m dB dBuV dB/m dB dB cm deg 1 10480.00 43.14 68.30 -25.16 43.44 38.79 12.15 51.24 --- --- Peak 2 15720.00 44.23 74.00 -29.77 41.29 40.88 14.66 52.60 --- --- Peak	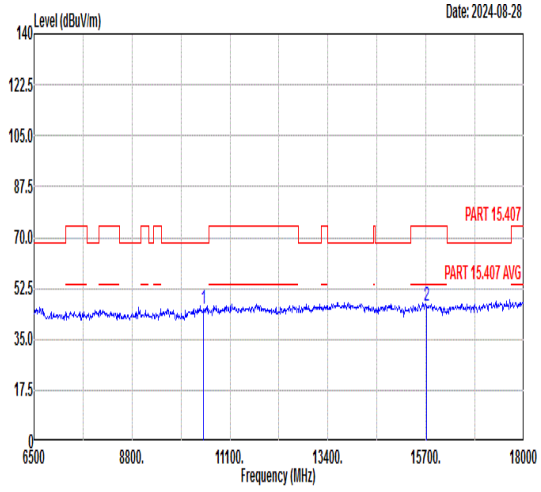 Freq Level Limit Line Margin Read Level Ant Factor Cable Loss Preamp Factor APos TPos Remark MHz dBuV/m dBuV/m dB dBuV dB/m dB dB cm deg 1 10480.00 45.54 68.30 -22.76 45.84 38.79 12.15 51.24 --- --- Peak 2 15720.00 46.40 74.00 -27.60 43.46 40.88 14.66 52.60 --- --- Peak

Mode	13	
	Harmonic	
	U-NII-2A_5.25-5.35_802.11n HT20_CH52_5260MHz	
ANT	CDD 14+15	
Pol.	Horizontal	Vertical
Peak Avg	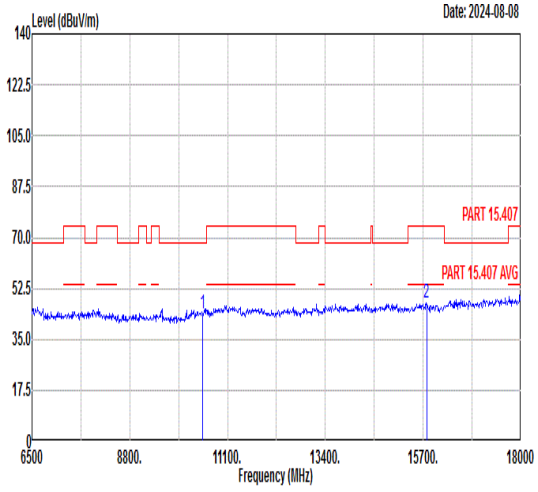 Freq Level Limit Line Margin Read Level Ant Factor Cable Loss Preamp Factor APos TPos Remark MHz dBuV/m dBuV/m dB dBuV dB/m dB dB cm deg 1 10520.00 43.61 68.30 -24.69 43.78 38.81 12.18 51.16 --- --- Peak 2 15780.00 47.59 74.00 -26.41 44.63 40.92 14.69 52.65 --- --- Peak	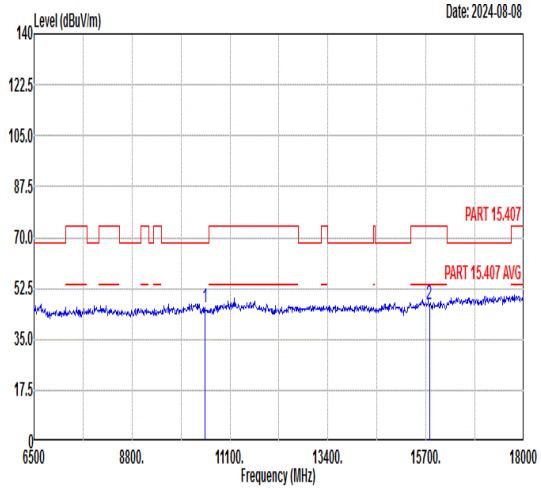 Freq Level Limit Line Margin Read Level Ant Factor Cable Loss Preamp Factor APos TPos Remark MHz dBuV/m dBuV/m dB dBuV dB/m dB dB cm deg 1 10520.00 45.70 68.30 -22.60 45.87 38.81 12.18 51.16 --- --- Peak 2 15780.00 46.91 74.00 -27.09 43.95 40.92 14.69 52.65 --- --- Peak

Mode	14	
	Harmonic	
	U-NII-2A_5.25-5.35_802.11n HT20_CH60_5300MHz	
ANT	CDD 14+15	
Pol.	Horizontal	Vertical
Peak Avg	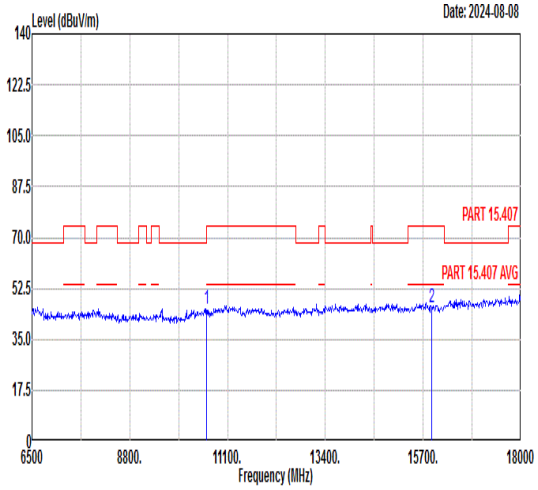 Freq Level Limit Line Margin Read Level Ant Factor Cable Loss Preamp Factor APos TPos Remark MHz dBuV/m dBuV/m dB dBuV dB/m dB dB cm deg 1 10600.00 45.60 74.00 -28.40 45.53 38.84 12.23 51.00 --- --- Peak 2 15900.00 45.71 74.00 -28.29 42.67 41.02 14.75 52.73 --- --- Peak	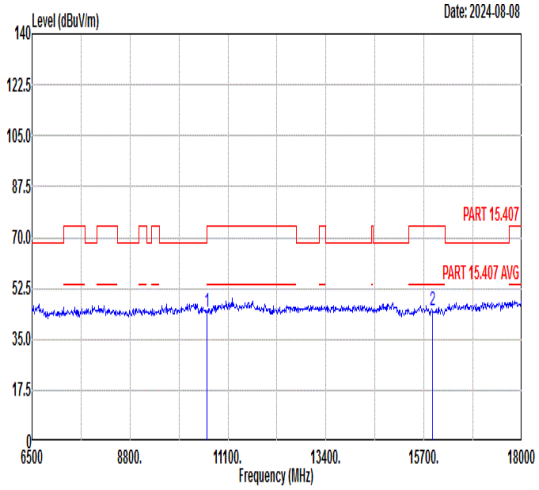 Freq Level Limit Line Margin Read Level Ant Factor Cable Loss Preamp Factor APos TPos Remark MHz dBuV/m dBuV/m dB dBuV dB/m dB dB cm deg 1 10600.00 44.63 74.00 -29.37 44.56 38.84 12.23 51.00 --- --- Peak 2 15900.00 44.86 74.00 -29.14 41.82 41.02 14.75 52.73 --- --- Peak

Mode	15	
	Band Edge	
	U-NII-2A_5.25-5.35_802.11n HT20_CH64_5320MHz	
ANT	CDD 14+15	
Pol.	Horizontal	Fundamental
Peak	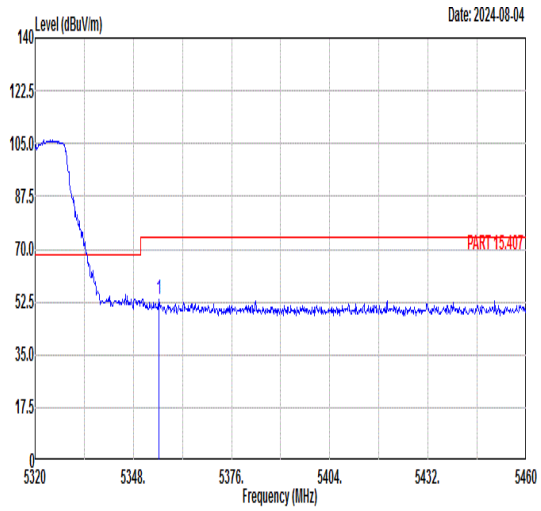 Freq Level Limit Line Margin (dB) Read Level Ant Factor Cable Loss Preamp Factor APos TPos Remark MHz dBuV/m dBuV/m dBuV dB/m dB dB cm deg 1 5355.28 53.53 74.00 -20.47 40.78 35.99 9.39 32.63 226 300 PEAK	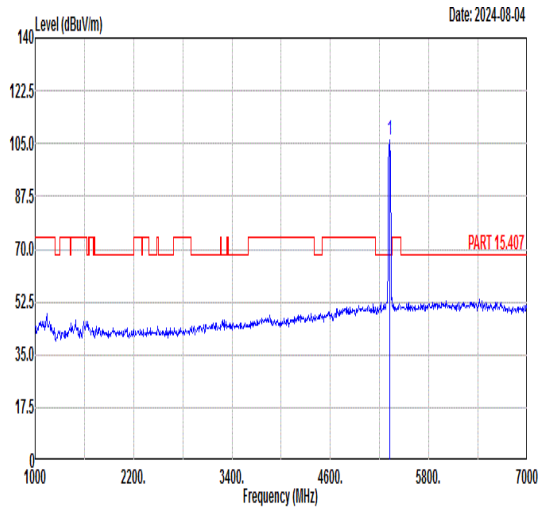 Freq Level Limit Line Margin (dB) Read Level Ant Factor Cable Loss Preamp Factor APos TPos Remark MHz dBuV/m dBuV/m dBuV dB/m dB dB cm deg 1 5320.00 106.04 ------ ------ 93.46 36.01 9.21 32.64 226 300 PEAK
Avg	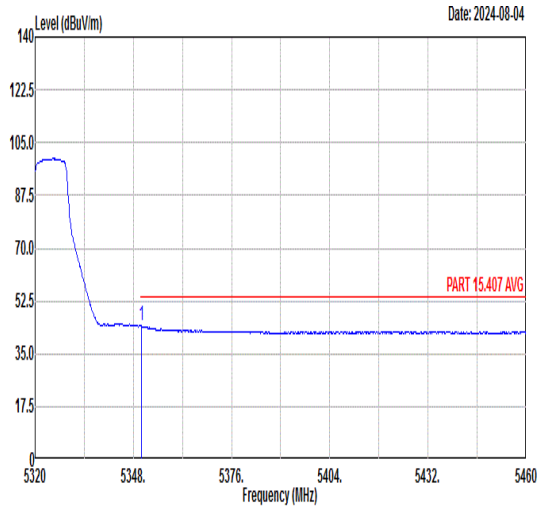 Freq Level Limit Line Margin (dB) Read Level Ant Factor Cable Loss Preamp Factor APos TPos Remark MHz dBuV/m dBuV/m dBuV dB/m dB dB cm deg 1 5350.24 44.17 54.00 -9.83 31.44 35.99 9.37 32.63 226 300 AVERAGE	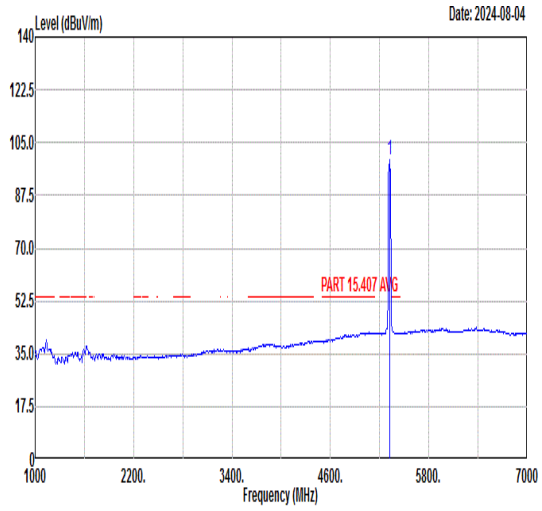 Freq Level Limit Line Margin (dB) Read Level Ant Factor Cable Loss Preamp Factor APos TPos Remark MHz dBuV/m dBuV/m dBuV dB/m dB dB cm deg 1 5320.00 99.31 ------ ------ 86.70 36.00 9.24 32.63 226 300 AVERAGE

Mode	15	
	Band Edge	
	U-NII-2A_5.25-5.35_802.11n HT20_CH64_5320MHz	
ANT	CDD 14+15	
Pol.	Vertical	Fundamental
Peak	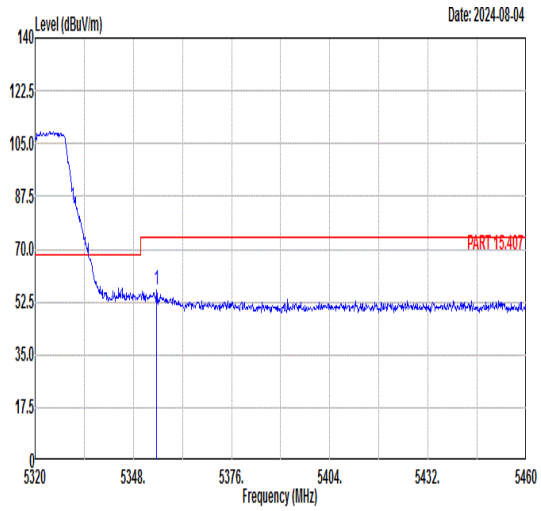 Freq Level Limit Line Margin (dB) Read Level Ant Factor Cable Loss Preamp Factor APos TPos Remark 1 5354.58 56.37 74.00 -17.63 43.62 35.99 9.39 32.63 312 284 PEAK	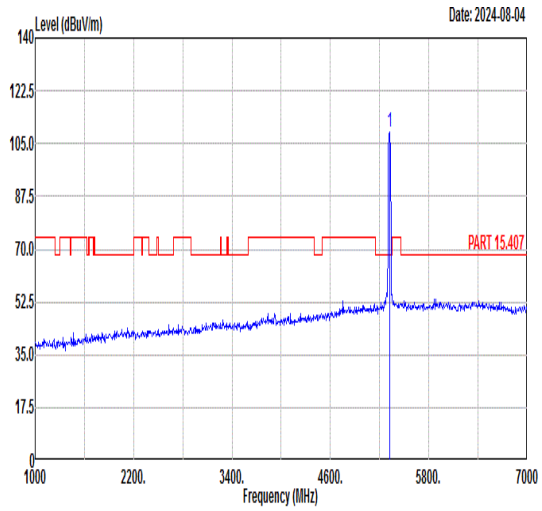 Freq Level Limit Line Margin (dB) Read Level Ant Factor Cable Loss Preamp Factor APos TPos Remark 1 5320.00 108.78 ------ ------ 96.17 36.00 9.24 32.63 312 284 PEAK
Avg	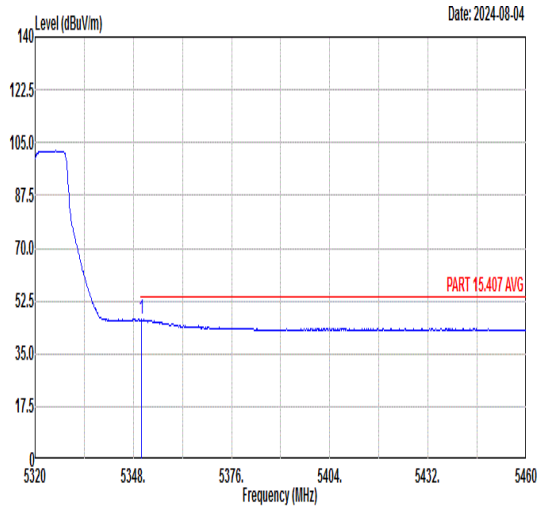 Freq Level Limit Line Margin (dB) Read Level Ant Factor Cable Loss Preamp Factor APos TPos Remark 1 5350.24 46.57 54.00 -7.43 33.84 35.99 9.37 32.63 312 284 AVERAGE	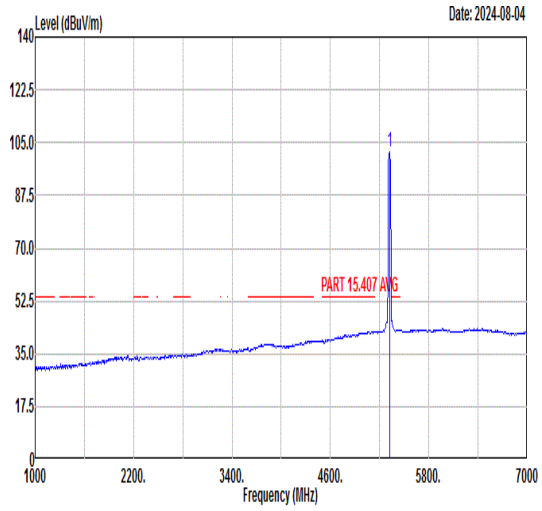 Freq Level Limit Line Margin (dB) Read Level Ant Factor Cable Loss Preamp Factor APos TPos Remark 1 5320.00 101.94 ------ ------ 89.33 36.00 9.24 32.63 312 284 AVERAGE

Mode	15	
	Harmonic	
	U-NII-2A_5.25-5.35_802.11n HT20_CH64_5320MHz	
ANT	CDD 14+15	
Pol.	Horizontal	Vertical
Peak Avg	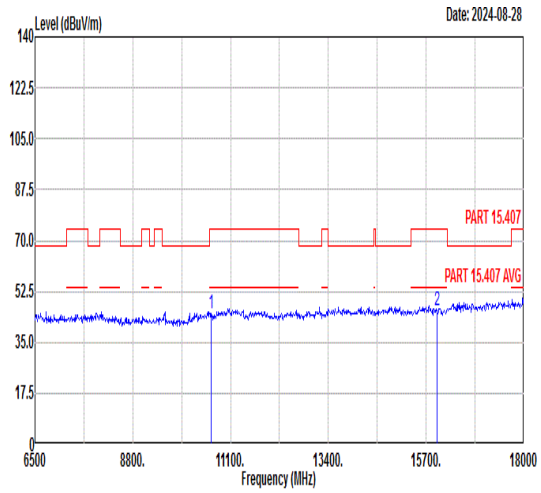 Freq Level Limit Line Margin Read Level Ant Factor Cable Loss Preamp Factor APos TPos Remark MHz dBuV/m dBuV/m dB dBuV dB/m dB dB cm deg 1 10640.00 45.06 74.00 -28.94 44.86 38.86 12.26 50.92 --- --- Peak 2 15960.00 46.14 74.00 -27.86 43.07 41.07 14.77 52.77 --- --- Peak	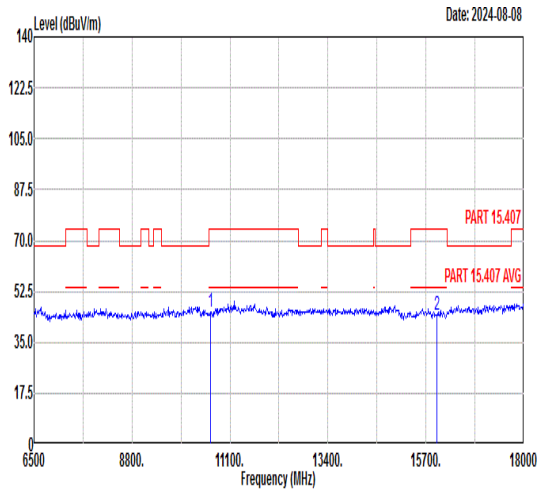 Freq Level Limit Line Margin Read Level Ant Factor Cable Loss Preamp Factor APos TPos Remark MHz dBuV/m dBuV/m dB dBuV dB/m dB dB cm deg 1 10640.00 45.22 74.00 -28.78 45.02 38.86 12.26 50.92 --- --- Peak 2 15960.00 44.40 74.00 -29.60 41.33 41.07 14.77 52.77 --- --- Peak

Mode	16
	Band Edge
	U-NII-2C_5.47-5.725_802.11n HT20_CH100_5500MHz
ANT	CDD 14+15

Pol.	Horizontal	Fundamental
Peak	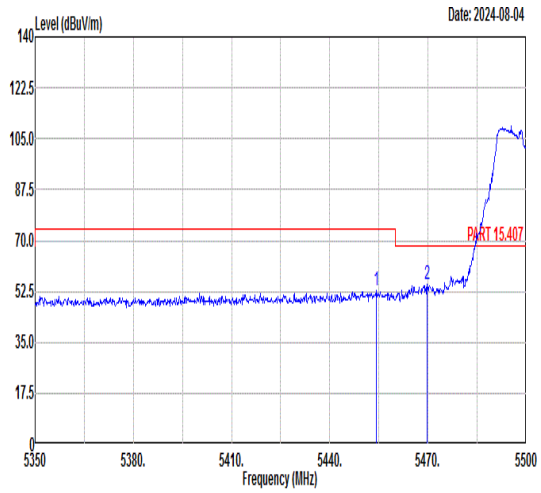 Freq Level Limit Line Margin (dB) Read Level Ant Factor Cable Loss Preamp Factor APos TPos Remark 1 5454.10 52.88 74.00 -21.12 39.88 35.93 9.68 32.61 200 292 PEAK 2 5469.70 54.81 68.30 -13.49 41.81 35.92 9.69 32.61 200 292 PEAK	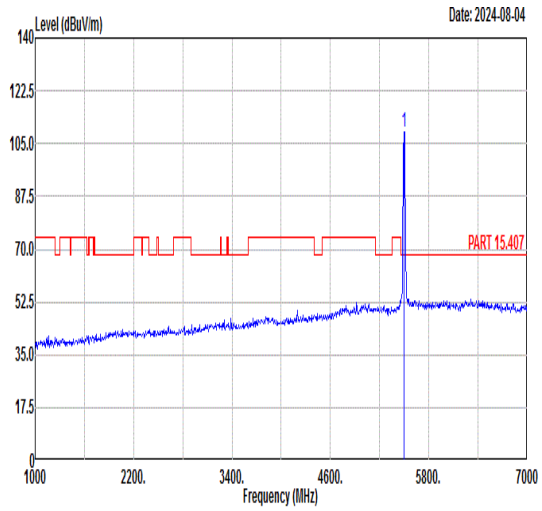 Freq Level Limit Line Margin (dB) Read Level Ant Factor Cable Loss Preamp Factor APos TPos Remark 1 5500.00 108.75 ------ ------ 95.73 35.91 9.71 32.60 200 292 PEAK
Avg	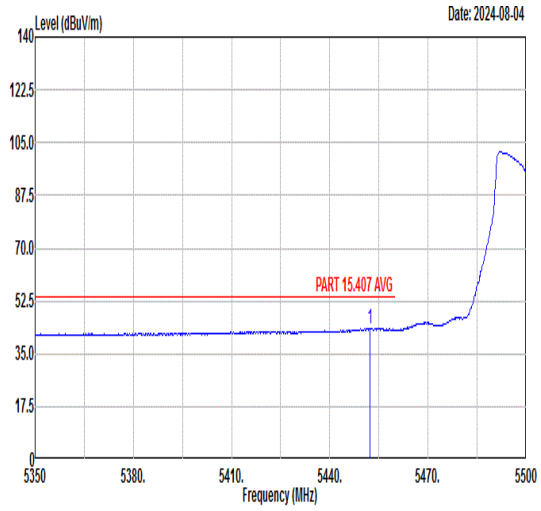 Freq Level Limit Line Margin (dB) Read Level Ant Factor Cable Loss Preamp Factor APos TPos Remark 1 5452.30 43.33 54.00 -10.67 30.33 35.93 9.68 32.61 200 292 AVERAGE	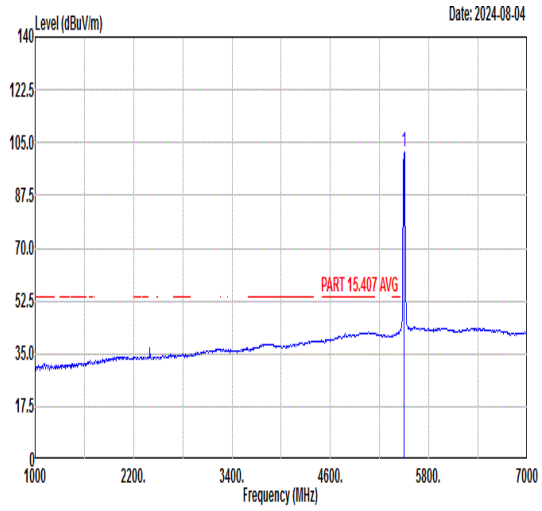 Freq Level Limit Line Margin (dB) Read Level Ant Factor Cable Loss Preamp Factor APos TPos Remark 1 5500.00 101.73 ------ ------ 88.71 35.91 9.71 32.60 200 292 AVERAGE

Mode	16	
	Band Edge	
	U-NII-2C_5.47-5.725_802.11n HT20_CH100_5500MHz	
ANT	CDD 14+15	
Pol.	Vertical	Fundamental
Peak	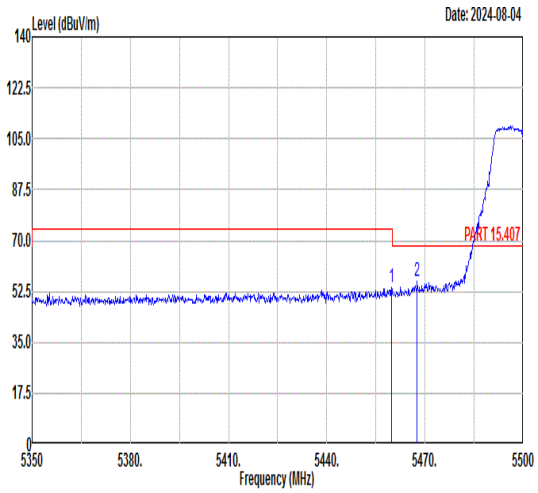 Freq Level Limit Line Margin (dB) Read Level Ant Factor Cable Loss Preamp Factor APos TPos Remark 1 5459.80 MHz 53.75 dBuV/m 74.00 -20.25 40.75 dBuV 35.92 dB/m 9.69 dB 32.61 dB 300 cm 284 deg PEAK 2 5467.60 55.89 68.30 -12.41 42.89 35.92 9.69 32.61 300 284 PEAK	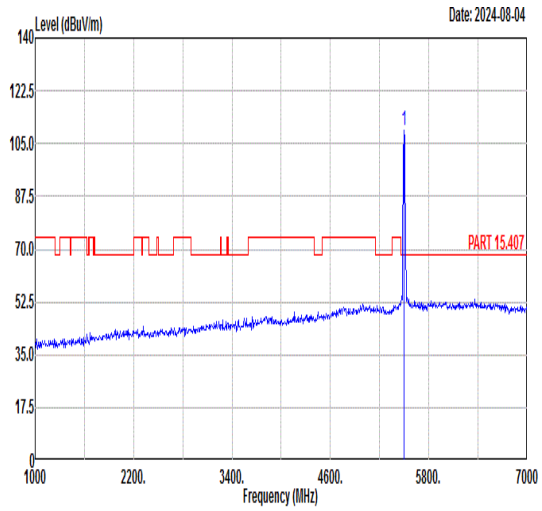 Freq Level Limit Line Margin (dB) Read Level Ant Factor Cable Loss Preamp Factor APos TPos Remark 1 5500.00 MHz 109.09 dBuV/m ------ ------ dBuV 96.08 dB/m 35.90 dB 9.71 dB 32.60 cm 300 deg 284 PEAK
Avg	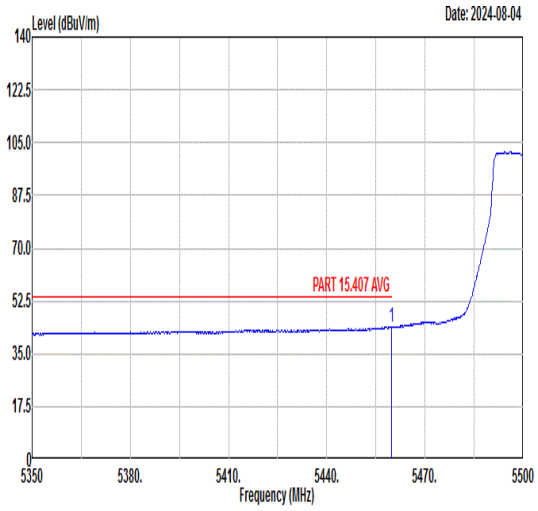 Freq Level Limit Line Margin (dB) Read Level Ant Factor Cable Loss Preamp Factor APos TPos Remark 1 5459.80 MHz 43.83 dBuV/m 54.00 -10.17 30.83 dBuV 35.92 dB/m 9.69 dB 32.61 dB 300 cm 284 deg AVERAGE	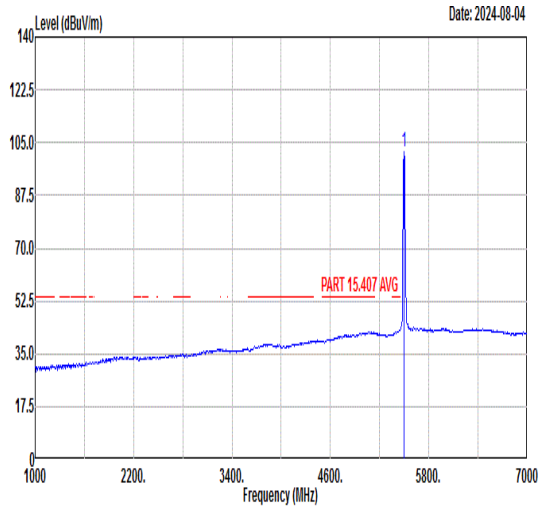 Freq Level Limit Line Margin (dB) Read Level Ant Factor Cable Loss Preamp Factor APos TPos Remark 1 5500.00 MHz 101.72 dBuV/m ------ ------ dBuV 88.72 dB/m 35.90 dB 9.70 dB 32.60 cm 300 deg 284 AVERAGE

Mode	16	
	Harmonic	
	U-NII-2C_5.47-5.725_802.11n HT20_CH100_5500MHz	
ANT	CDD 14+15	
Pol.	Horizontal	Vertical
Peak Avg	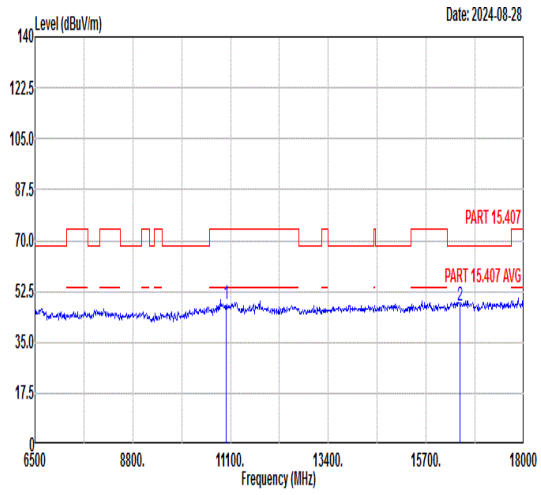 Freq Level Limit Line Margin Read Level Ant Factor Cable Loss Preamp Factor APos TPos Remark MHz dBuV/m dBuV/m dB dBuV dB/m dB dB cm deg 1 11000.00 47.83 74.00 -26.17 46.51 39.00 12.52 50.20 --- --- Peak 2 16500.00 47.44 68.30 -20.86 43.72 41.35 15.17 52.80 --- --- Peak	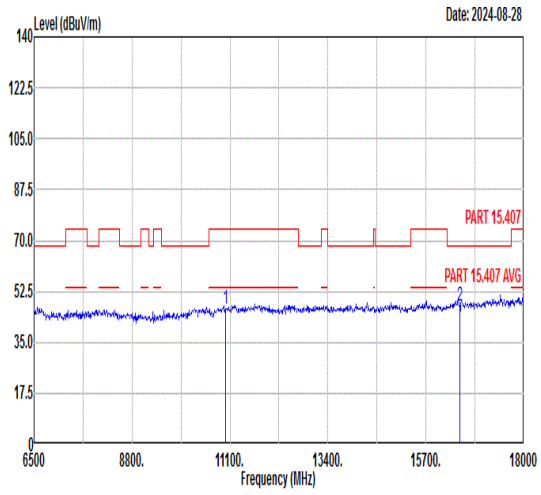 Freq Level Limit Line Margin Read Level Ant Factor Cable Loss Preamp Factor APos TPos Remark MHz dBuV/m dBuV/m dB dBuV dB/m dB dB cm deg 1 11000.00 46.54 74.00 -27.46 45.22 39.00 12.52 50.20 --- --- Peak 2 16500.00 47.75 68.30 -20.55 44.03 41.35 15.17 52.80 --- --- Peak

Mode	17	
	Harmonic	
	U-NII-2C_5.47-5.725_802.11n HT20_CH116_5580MHz	
ANT	CDD 14+15	
Pol.	Horizontal	Vertical
Peak Avg	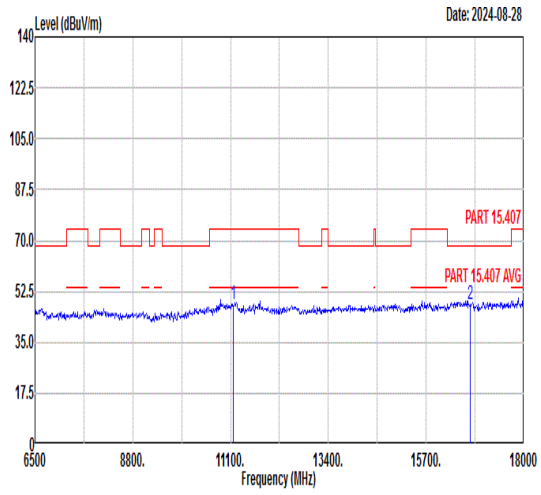 Freq Level Limit Line Margin Read Level Ant Factor Cable Loss Preamp Factor APos TPos Remark MHz dBuV/m dBuV/m dB dBuV dB/m dB dB cm deg 1 11160.00 47.92 74.00 -26.08 46.56 39.06 12.64 50.34 --- --- Peak 2 16740.00 48.10 68.30 -20.20 44.08 41.47 15.35 52.80 --- --- Peak	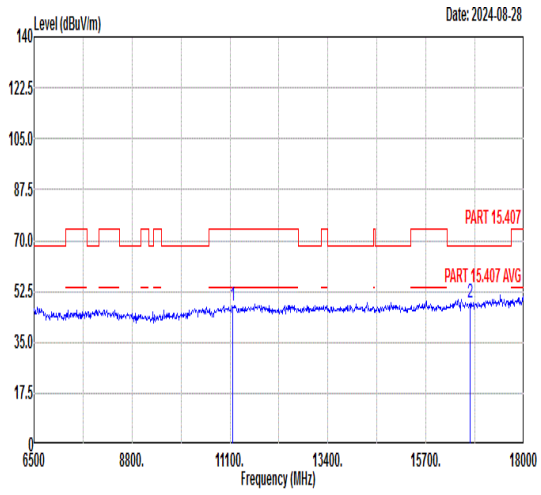 Freq Level Limit Line Margin Read Level Ant Factor Cable Loss Preamp Factor APos TPos Remark MHz dBuV/m dBuV/m dB dBuV dB/m dB dB cm deg 1 11160.00 47.47 74.00 -26.53 46.11 39.06 12.64 50.34 --- --- Peak 2 16740.00 48.56 68.30 -19.74 44.54 41.47 15.35 52.80 --- --- Peak

Mode	18	
	Band Edge	
	U-NII-2C_5.47-5.725_802.11n HT20_CH140_5700MHz	
ANT	CDD 14+15	
Pol.	Horizontal	Fundamental
Peak	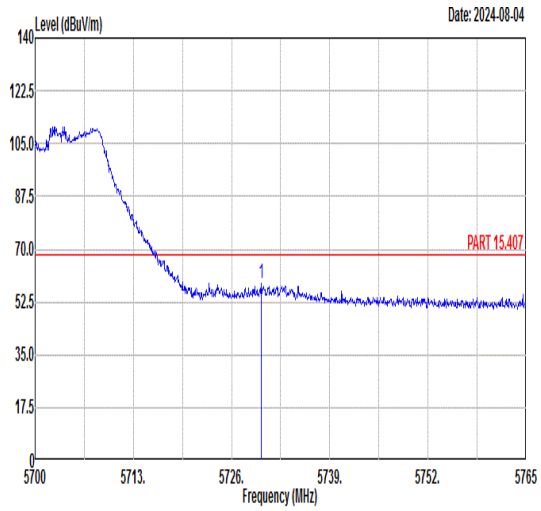 Freq Level Limit Line Margin Read Level Ant Factor Cable Loss Preamp Factor APos TPos Remark MHz dBuV/m dBuV/m dB dBuV dB/m dB dB cm deg 1 5729.97 58.54 68.30 -9.76 44.98 36.22 10.03 32.69 200 292 PEAK	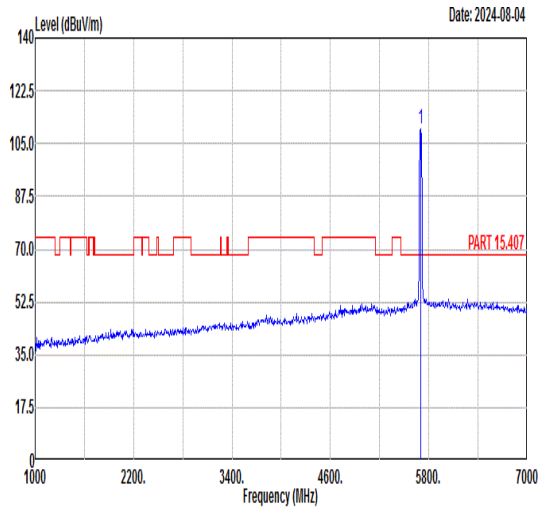 Freq Level Limit Line Margin Read Level Ant Factor Cable Loss Preamp Factor APos TPos Remark MHz dBuV/m dBuV/m dB dBuV dB/m dB dB cm deg 1 5700.00 109.79 ------ ------ 96.33 36.18 9.96 32.68 200 292 PEAK
Avg	Blank	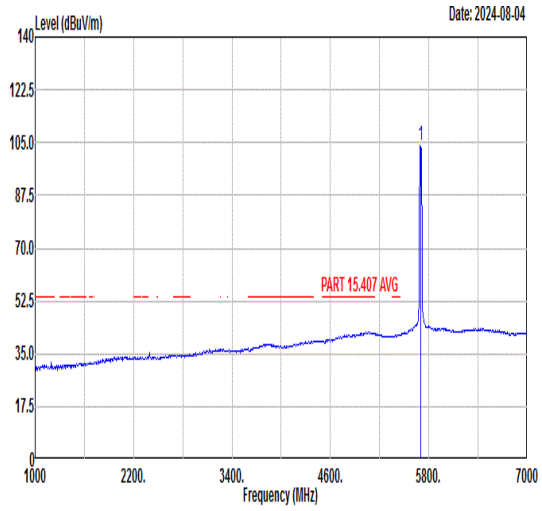 Freq Level Limit Line Margin Read Level Ant Factor Cable Loss Preamp Factor APos TPos Remark MHz dBuV/m dBuV/m dB dBuV dB/m dB dB cm deg 1 5700.00 104.03 ------ ------ 90.59 36.17 9.95 32.68 200 292 AVERAGE

Mode	18	
	Band Edge	
	U-NII-2C_5.47-5.725_802.11n HT20_CH140_5700MHz	
ANT	CDD 14+15	
Pol.	Vertical	Fundamental
Peak	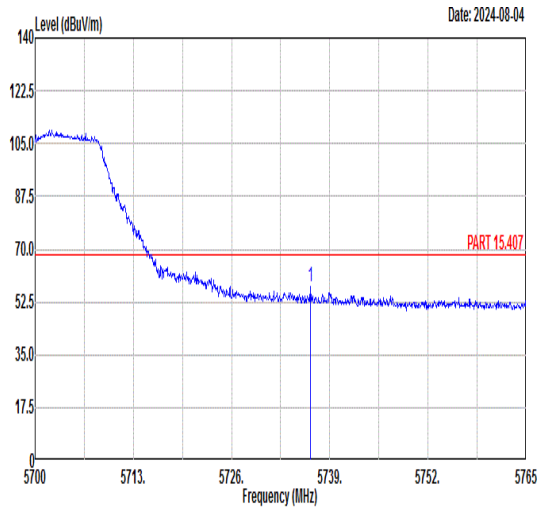 Freq Level Limit Line Margin Read Level Ant Factor Cable Loss Preamp Factor APos TPos Remark MHz dBuV/m dBuV/m dB dBuV dB/m dB dB cm deg 1 5736.47 57.77 68.30 -10.53 44.19 36.23 10.04 32.69 294 284 PEAK	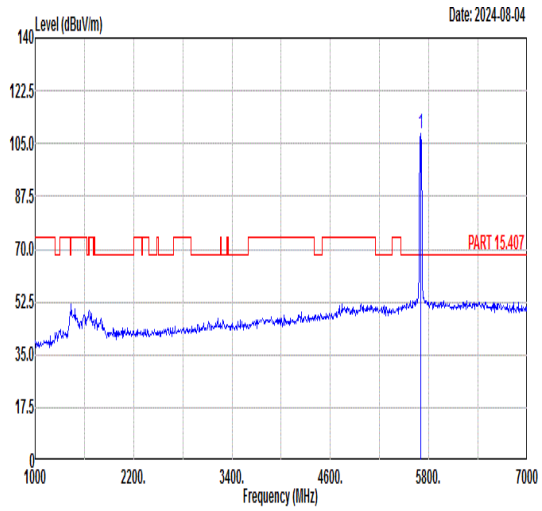 Freq Level Limit Line Margin Read Level Ant Factor Cable Loss Preamp Factor APos TPos Remark MHz dBuV/m dBuV/m dB dBuV dB/m dB dB cm deg 1 5700.00 108.37 ------ ------ 94.91 36.18 9.96 32.68 294 284 PEAK
Avg	Blank	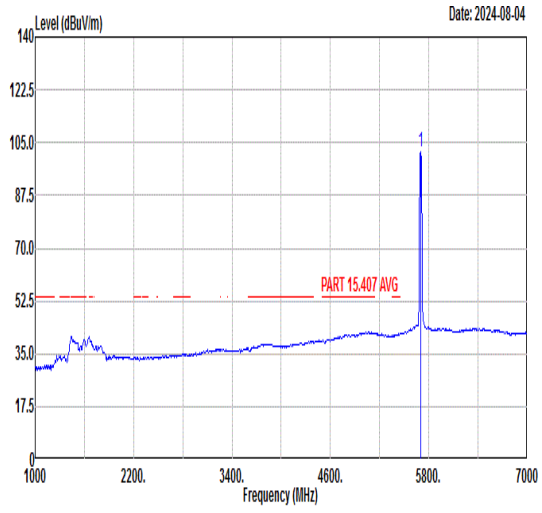 Freq Level Limit Line Margin Read Level Ant Factor Cable Loss Preamp Factor APos TPos Remark MHz dBuV/m dBuV/m dB dBuV dB/m dB dB cm deg 1 5700.00 102.18 ------ ------ 88.72 36.18 9.96 32.68 294 284 AVERAGE

Mode	18	
	Harmonic	
	U-NII-2C_5.47-5.725_802.11n HT20_CH140_5700MHz	
ANT	CDD 14+15	
Pol.	Horizontal	Vertical
Peak Avg	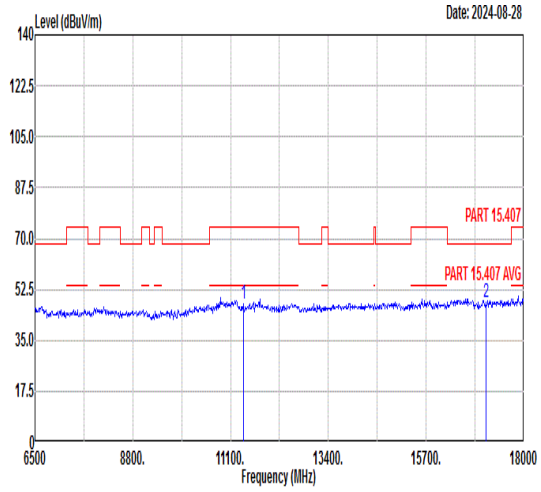 Freq Level Limit Line Margin Read Level Ant Factor Cable Loss Preamp Factor APos TPos Remark MHz dBuV/m dBuV/m dB dBuV dB/m dB dB cm deg 1 11400.00 47.39 74.00 -26.61 45.98 39.16 12.81 50.56 --- --- Peak 2 17100.00 48.04 68.30 -20.26 43.53 41.71 15.62 52.82 --- --- Peak	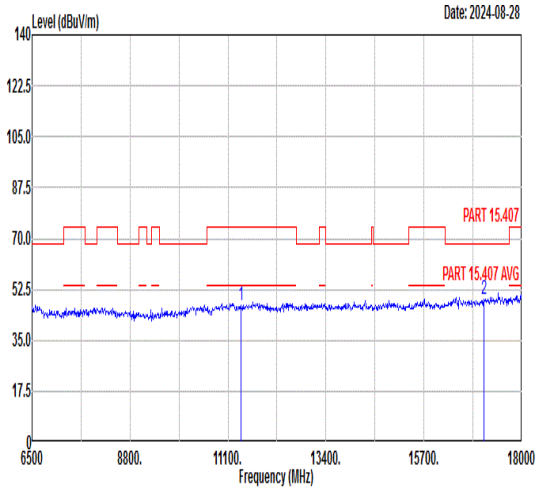 Freq Level Limit Line Margin Read Level Ant Factor Cable Loss Preamp Factor APos TPos Remark MHz dBuV/m dBuV/m dB dBuV dB/m dB dB cm deg 1 11400.00 46.84 74.00 -27.16 45.43 39.16 12.81 50.56 --- --- Peak 2 17100.00 48.99 68.30 -19.31 44.48 41.71 15.62 52.82 --- --- Peak

Mode	19	
	Band Edge - L	
	U-NII-1_5.15-5.25_802.11n HT40_CH38_5190MHz	
ANT	CDD 14+15	
Pol.	Horizontal	Fundamental
Peak	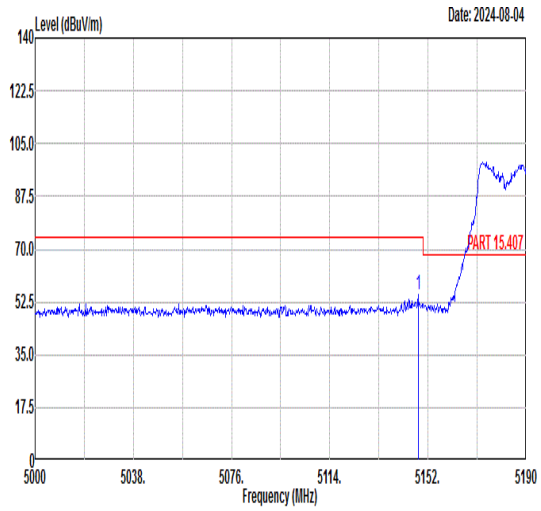 Freq Level Limit Line Margin (dB) Read Level Ant Factor Cable Loss Preamp Factor APos TPos Remark MHz dBuV/m dBuV/m dBuV dB/m dB dB cm deg 1 5148.20 54.95 74.00 -19.05 42.98 36.11 8.53 32.67 213 311 PEAK	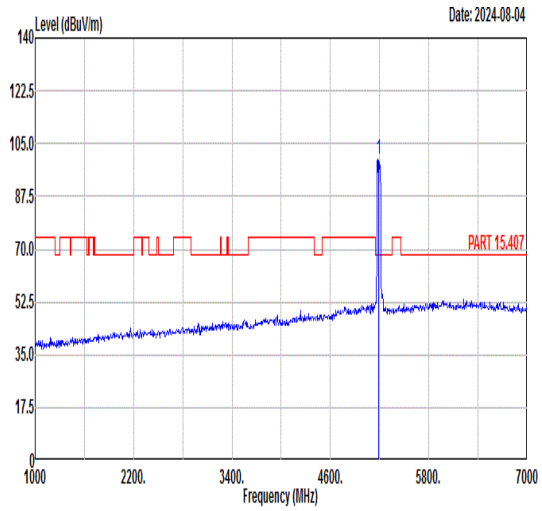 Freq Level Limit Line Margin (dB) Read Level Ant Factor Cable Loss Preamp Factor APos TPos Remark MHz dBuV/m dBuV/m dBuV dB/m dB dB cm deg 1 5190.00 99.71 ------ ------ 87.70 36.09 8.58 32.66 213 311 PEAK
Avg	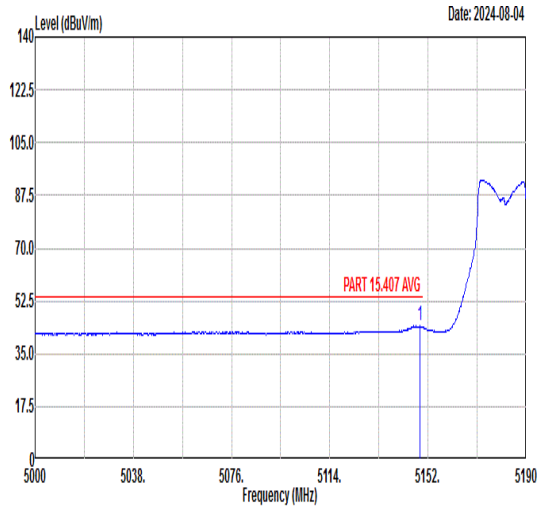 Freq Level Limit Line Margin (dB) Read Level Ant Factor Cable Loss Preamp Factor APos TPos Remark MHz dBuV/m dBuV/m dBuV dB/m dB dB cm deg 1 5148.96 44.39 54.00 -9.61 32.42 36.11 8.53 32.67 213 311 AVERAGE	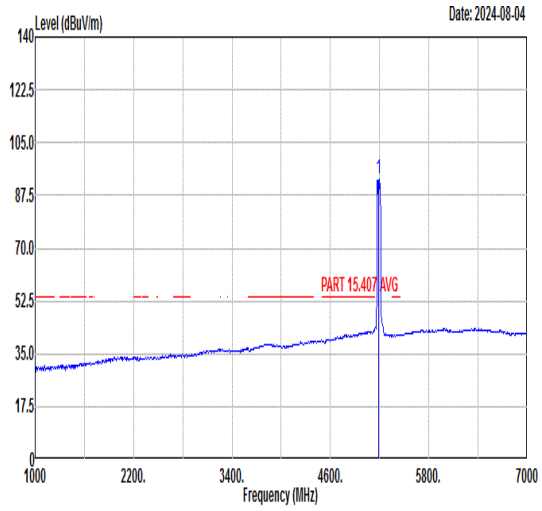 Freq Level Limit Line Margin (dB) Read Level Ant Factor Cable Loss Preamp Factor APos TPos Remark MHz dBuV/m dBuV/m dBuV dB/m dB dB cm deg 1 5190.00 92.83 ------ ------ 80.79 36.08 8.62 32.66 213 311 AVERAGE

Mode	19	
	Band Edge - R	
	U-NII-1_5.15-5.25_802.11n HT40_CH38_5190MHz	
ANT	CDD 14+15	
Pol.	Horizontal	Fundamental
Peak	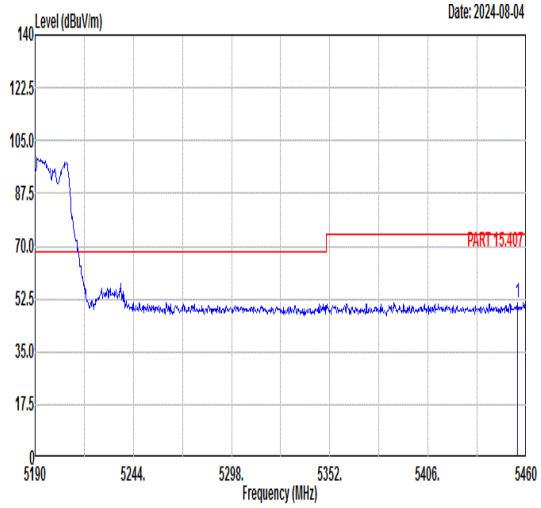 Freq Level Limit Line Margin (dB) Read Level Ant Factor Cable Loss Preamp Factor APos TPos Remark MHz dBuV/m dBuV/m dBuV dB/m dB dB cm deg 1 5455.14 51.15 74.00 -22.85 38.15 35.93 9.68 32.61 213 311 PEAK	Blank
Avg	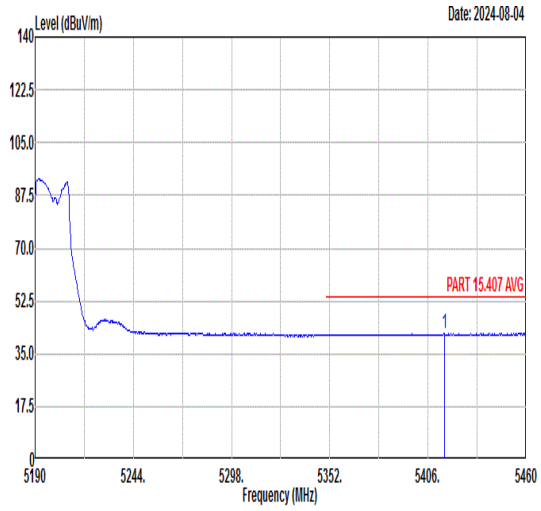 Freq Level Limit Line Margin (dB) Read Level Ant Factor Cable Loss Preamp Factor APos TPos Remark MHz dBuV/m dBuV/m dBuV dB/m dB dB cm deg 1 5414.91 41.81 54.00 -12.19 28.82 35.95 9.66 32.62 213 311 AVERAGE	Blank

Mode	19	
	Band Edge - L	
	U-NII-1_5.15-5.25_802.11n HT40_CH38_5190MHz	
ANT	CDD 14+15	
Pol.	Vertical	Fundamental
Peak	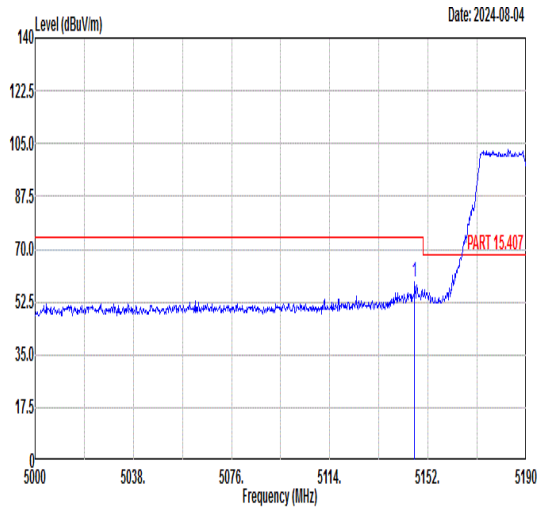 Freq Level Limit Line Margin (dB) Read Level Ant Factor Cable Loss Preamp Factor APos TPos Remark MHz dBuV/m dBuV/m dBuV dB/m dB dB cm deg 1 5146.87 59.31 74.00 -14.69 47.34 36.11 8.53 32.67 313 284 PEAK	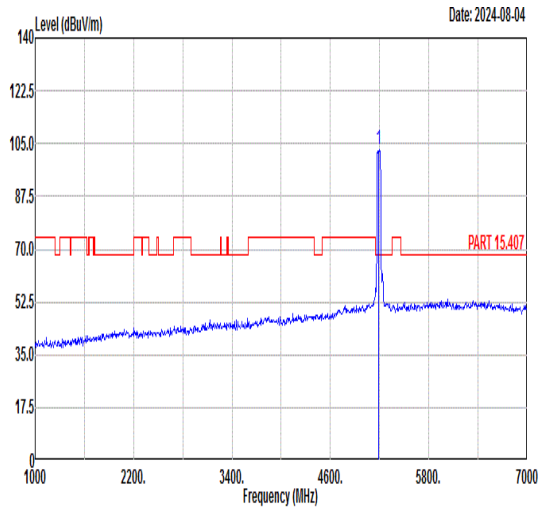 Freq Level Limit Line Margin (dB) Read Level Ant Factor Cable Loss Preamp Factor APos TPos Remark MHz dBuV/m dBuV/m dBuV dB/m dB dB cm deg 1 5190.00 103.13 ------ ------ 91.08 36.08 8.63 32.66 313 284 PEAK
Avg	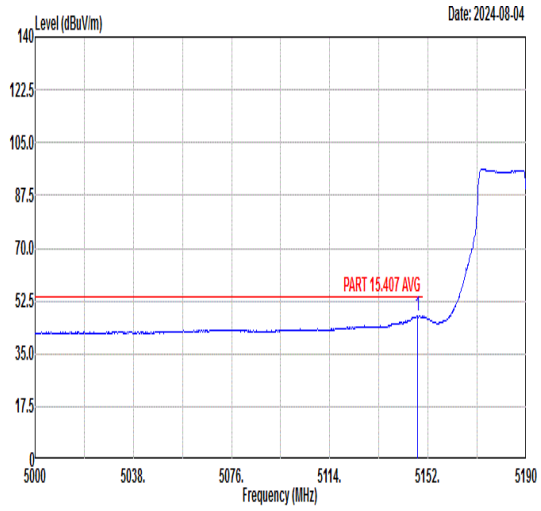 Freq Level Limit Line Margin (dB) Read Level Ant Factor Cable Loss Preamp Factor APos TPos Remark MHz dBuV/m dBuV/m dBuV dB/m dB dB cm deg 1 5147.82 47.68 54.00 -6.32 35.71 36.11 8.53 32.67 313 284 AVERAGE	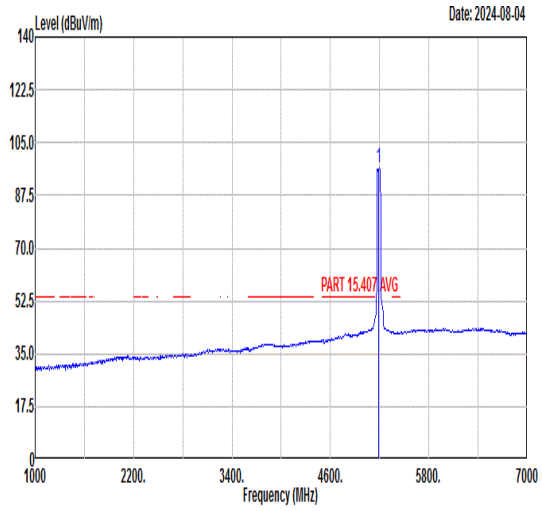 Freq Level Limit Line Margin (dB) Read Level Ant Factor Cable Loss Preamp Factor APos TPos Remark MHz dBuV/m dBuV/m dBuV dB/m dB dB cm deg 1 5190.00 96.70 ------ ------ 84.65 36.08 8.63 32.66 313 284 AVERAGE

Mode	19	
	Band Edge - R	
	U-NII-1_5.15-5.25_802.11n HT40_CH38_5190MHz	
ANT	CDD 14+15	
Pol.	Vertical	Fundamental
Peak	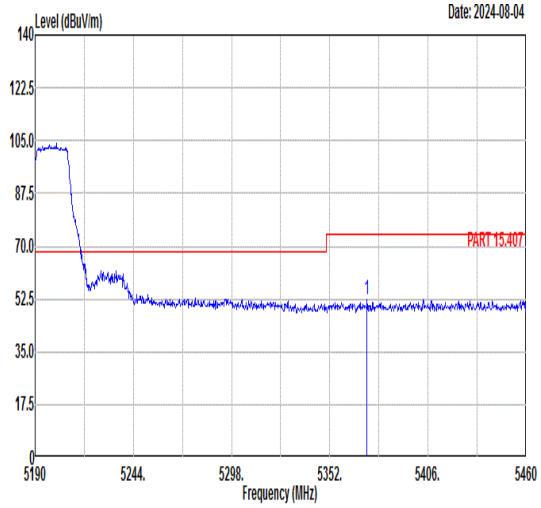 Freq Level Limit Line Margin (dB) Read Level Ant Factor Cable Loss Preamp Factor APos TPos Remark MHz dBuV/m dBuV/m dBuV dB/m dB dB cm deg 1 5372.52 52.09 74.00 -21.91 39.26 35.98 9.48 32.63 313 284 PEAK	Blank
Avg	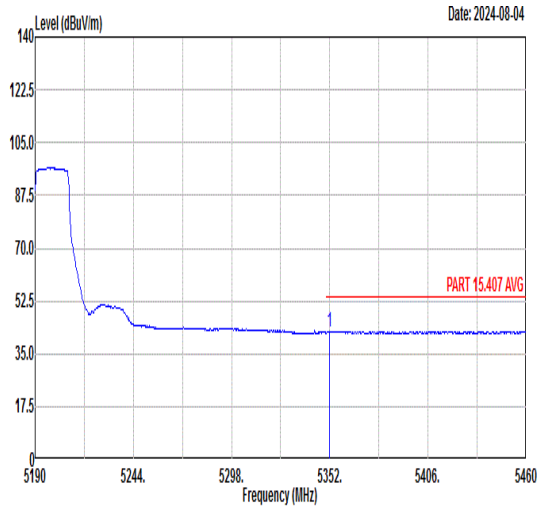 Freq Level Limit Line Margin (dB) Read Level Ant Factor Cable Loss Preamp Factor APos TPos Remark MHz dBuV/m dBuV/m dBuV dB/m dB dB cm deg 1 5352.00 42.41 54.00 -11.59 29.67 35.99 9.38 32.63 313 284 AVERAGE	Blank

Mode	20	
	Band Edge - L	
	U-NII-1_5.15-5.25_802.11n HT40_CH46_5230MHz	
ANT	CDD 14+15	
Pol.	Horizontal	Fundamental
Peak	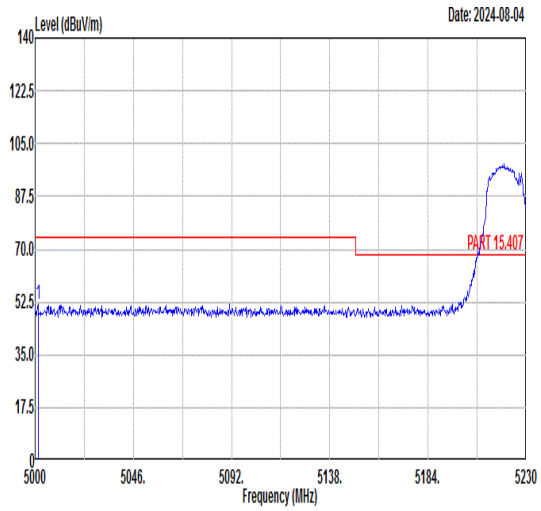 Freq Level Limit Line Margin (dB) Read Level Ant Factor Cable Loss Preamp Factor APos TPos Remark MHz dBuV/m dBuV/m dBuV dB/m dB dB cm deg 1 5001.38 51.80 74.00 -22.20 39.96 36.20 8.34 32.70 197 0 PEAK	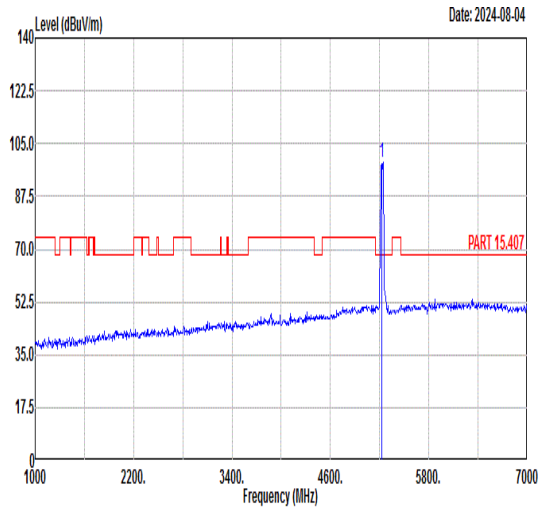 Freq Level Limit Line Margin (dB) Read Level Ant Factor Cable Loss Preamp Factor APos TPos Remark MHz dBuV/m dBuV/m dBuV dB/m dB dB cm deg 1 5230.00 98.76 ------ ------ 86.55 36.05 8.81 32.65 197 0 PEAK
Avg	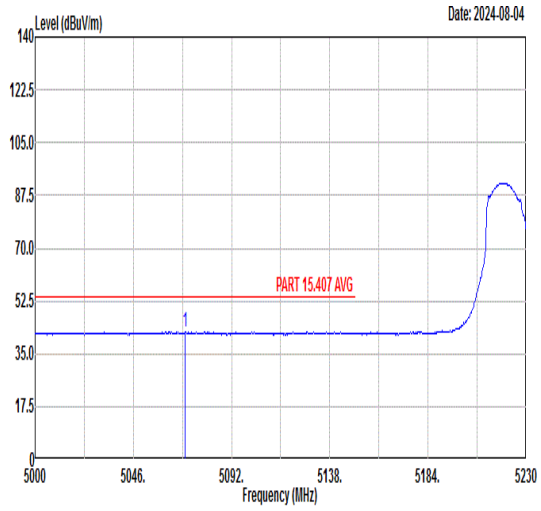 Freq Level Limit Line Margin (dB) Read Level Ant Factor Cable Loss Preamp Factor APos TPos Remark MHz dBuV/m dBuV/m dBuV dB/m dB dB cm deg 1 5070.38 42.32 54.00 -11.68 30.46 36.16 8.39 32.69 197 0 AVERAGE	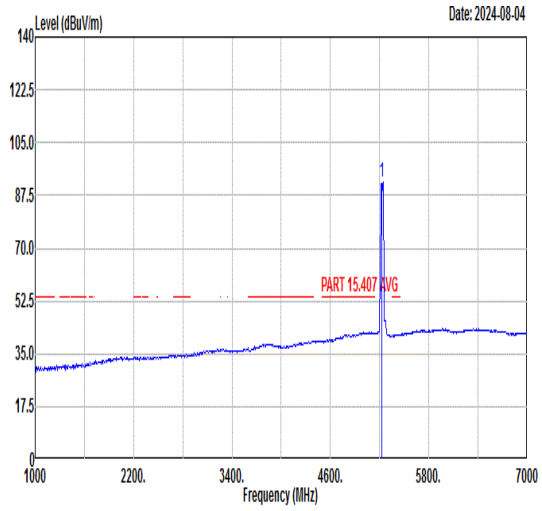 Freq Level Limit Line Margin (dB) Read Level Ant Factor Cable Loss Preamp Factor APos TPos Remark MHz dBuV/m dBuV/m dBuV dB/m dB dB cm deg 1 5230.00 91.77 ------ ------ 79.56 36.05 8.81 32.65 197 0 AVERAGE

Mode	20	
	Band Edge - R	
	U-NII-1_5.15-5.25_802.11n HT40_CH46_5230MHz	
ANT	CDD 14+15	
Pol.	Horizontal	Fundamental
Peak	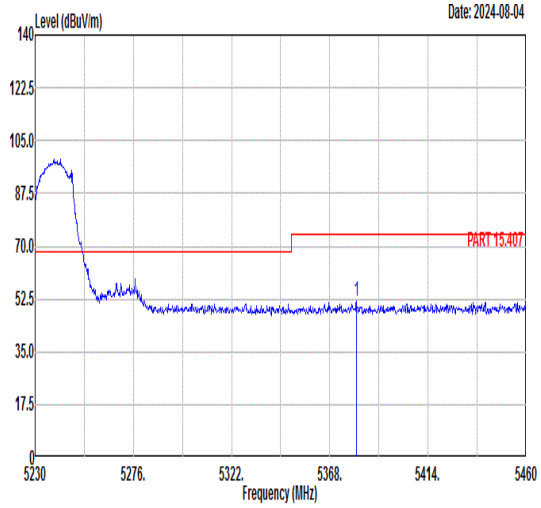 Freq Level Limit Line Margin (dB) Read Level Ant Factor Cable Loss Preamp Factor APos TPos Remark MHz dBuV/m dBuV/m dBuV dB/m dB dB cm deg 1 5380.42 51.76 74.00 -22.24 38.89 35.97 9.52 32.62 197 0 PEAK	Blank
Avg	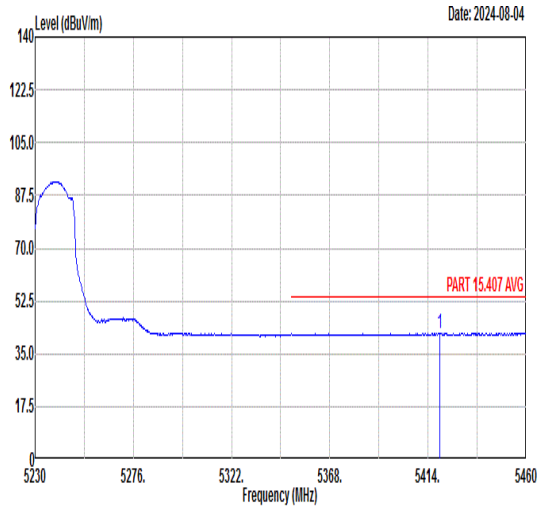 Freq Level Limit Line Margin (dB) Read Level Ant Factor Cable Loss Preamp Factor APos TPos Remark MHz dBuV/m dBuV/m dBuV dB/m dB dB cm deg 1 5419.52 41.76 54.00 -12.24 28.76 35.95 9.67 32.62 197 0 AVERAGE	Blank

Mode	20	
	Band Edge - L	
	U-NII-1_5.15-5.25_802.11n HT40_CH46_5230MHz	
ANT	CDD 14+15	
Pol.	Vertical	Fundamental
Peak	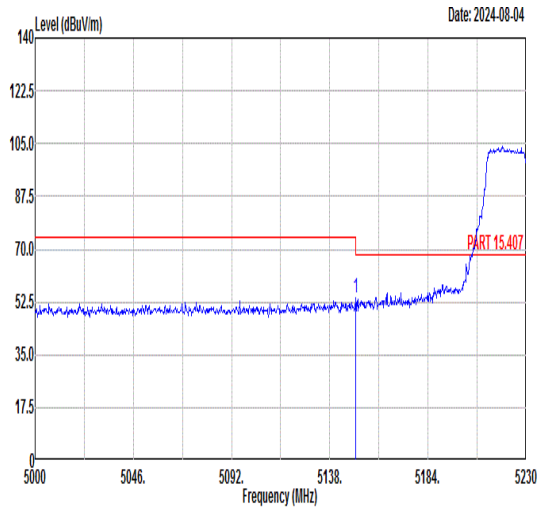 Freq Level Limit Line Margin (dB) Read Level Ant Factor Cable Loss Preamp Factor APos TPos Remark MHz dBuV/m dBuV/m dBuV dB/m dB dB cm deg 1 5149.96 53.70 74.00 -20.30 41.72 36.11 8.54 32.67 310 286 PEAK	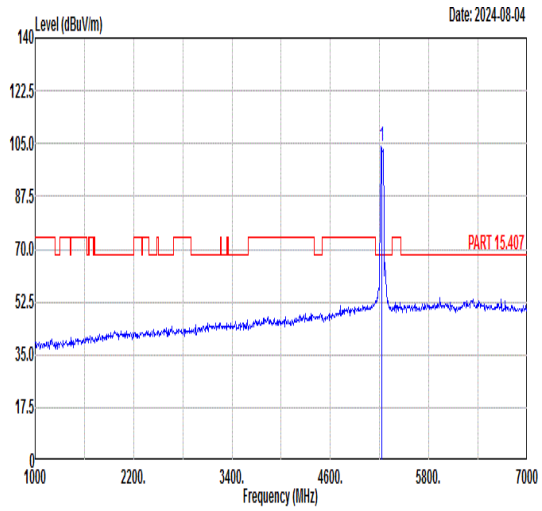 Freq Level Limit Line Margin (dB) Read Level Ant Factor Cable Loss Preamp Factor APos TPos Remark MHz dBuV/m dBuV/m dBuV dB/m dB dB cm deg 1 5230.00 104.13 ------ ------ 92.04 36.07 8.68 32.66 310 286 PEAK
Avg	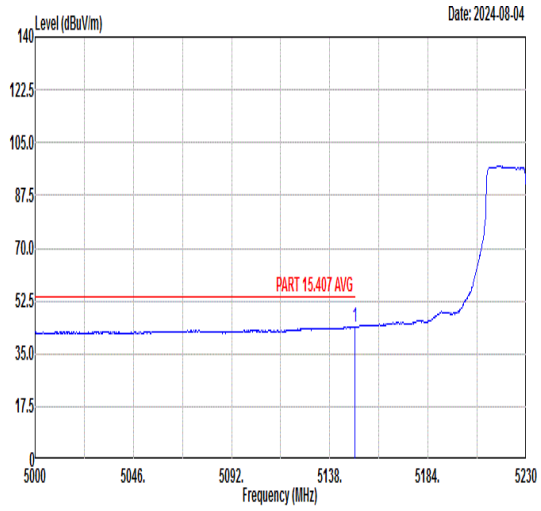 Freq Level Limit Line Margin (dB) Read Level Ant Factor Cable Loss Preamp Factor APos TPos Remark MHz dBuV/m dBuV/m dBuV dB/m dB dB cm deg 1 5149.73 43.94 54.00 -10.06 31.96 36.11 8.54 32.67 310 286 AVERAGE	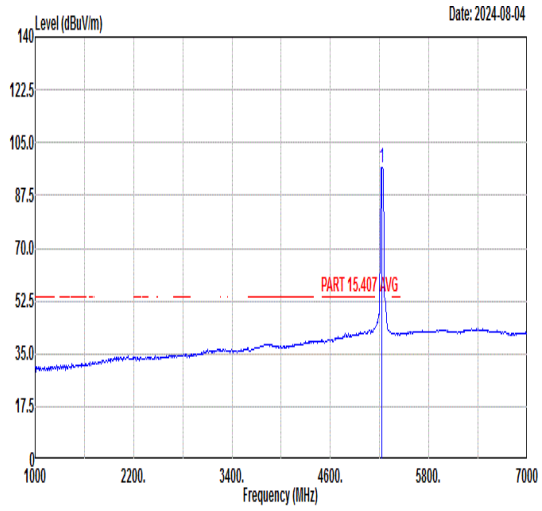 Freq Level Limit Line Margin (dB) Read Level Ant Factor Cable Loss Preamp Factor APos TPos Remark MHz dBuV/m dBuV/m dBuV dB/m dB dB cm deg 1 5230.00 96.86 ------ ------ 84.77 36.07 8.68 32.66 310 286 AVERAGE

Mode	20	
	Band Edge - R	
	U-NII-1_5.15-5.25_802.11n HT40_CH46_5230MHz	
ANT	CDD 14+15	
Pol.	Vertical	Fundamental
Peak	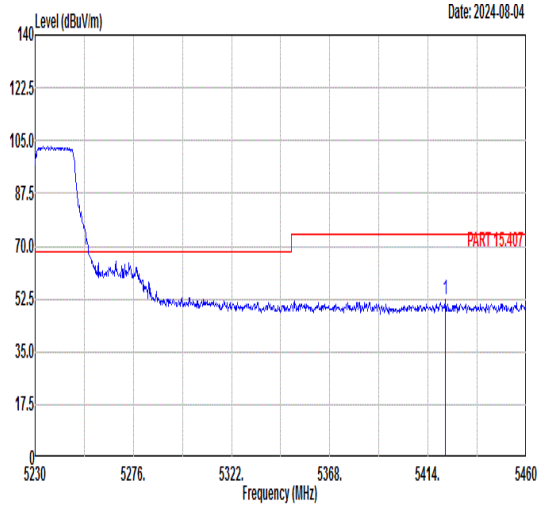 Freq Level Limit Line Margin (dB) Read Level Ant Factor Cable Loss Preamp Factor APos TPos Remark MHz dBuV/m dBuV/m dBuV dB/m dB dB cm deg 1 5422.05 52.27 74.00 -21.73 39.27 35.95 9.67 32.62 310 286 PEAK	Blank
Avg	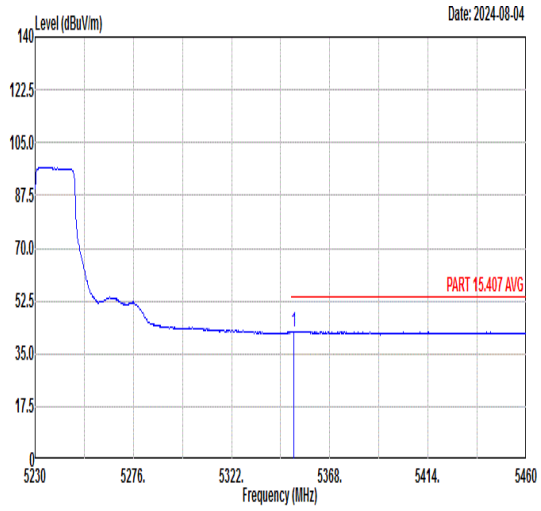 Freq Level Limit Line Margin (dB) Read Level Ant Factor Cable Loss Preamp Factor APos TPos Remark MHz dBuV/m dBuV/m dBuV dB/m dB dB cm deg 1 5350.98 42.35 54.00 -11.65 29.62 35.99 9.37 32.63 310 286 AVERAGE	Blank

Mode	21	
	Band Edge - L	
	U-NII-2A_5.25-5.35_802.11n HT40_CH54_5270MHz	
ANT	CDD 14+15	
Pol.	Horizontal	Fundamental
Peak	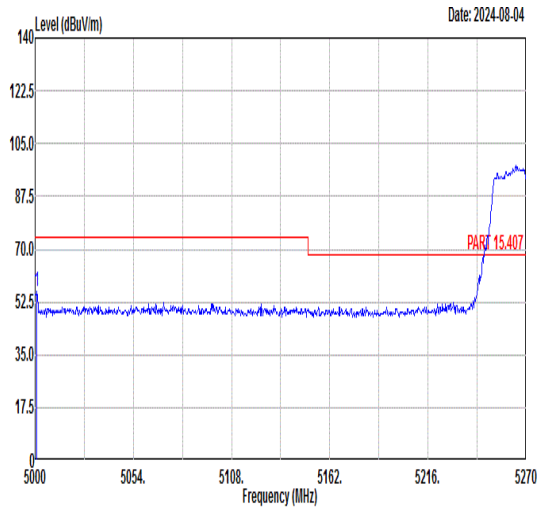 Freq Level Limit Line Margin (dB) Read Level Ant Factor Cable Loss Preamp Factor APos TPos Remark MHz dBuV/m dBuV/m dBuV dB/m dB dB cm deg 1 5001.08 56.19 74.00 -17.81 44.35 36.20 8.34 32.70 172 151 PEAK	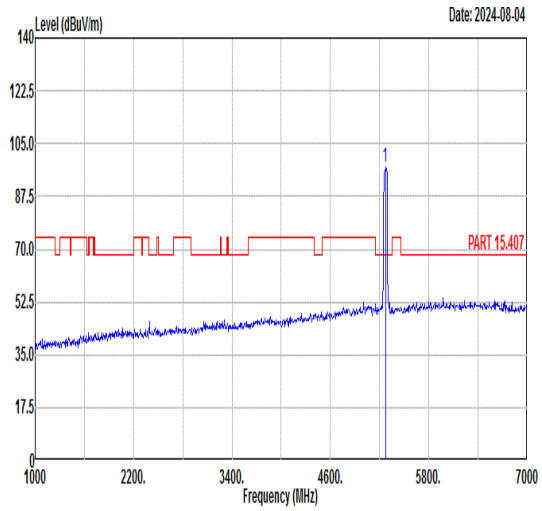 Freq Level Limit Line Margin (dB) Read Level Ant Factor Cable Loss Preamp Factor APos TPos Remark MHz dBuV/m dBuV/m dBuV dB/m dB dB cm deg 1 5270.00 96.98 ------ ------ 84.60 36.03 8.99 32.64 172 151 PEAK
Avg	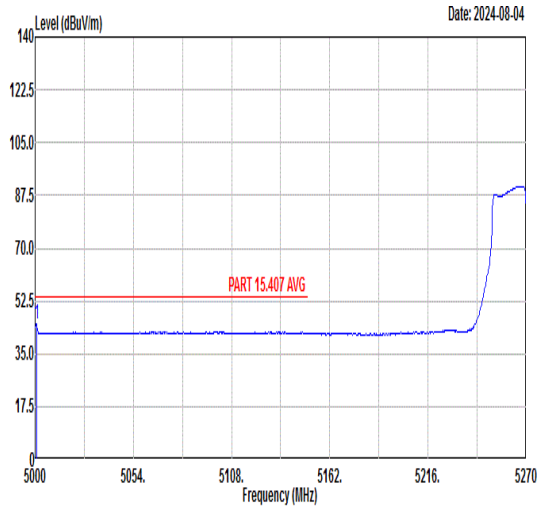 Freq Level Limit Line Margin (dB) Read Level Ant Factor Cable Loss Preamp Factor APos TPos Remark MHz dBuV/m dBuV/m dBuV dB/m dB dB cm deg 1 5000.81 44.71 54.00 -9.29 32.87 36.20 8.34 32.70 172 151 AVERAGE	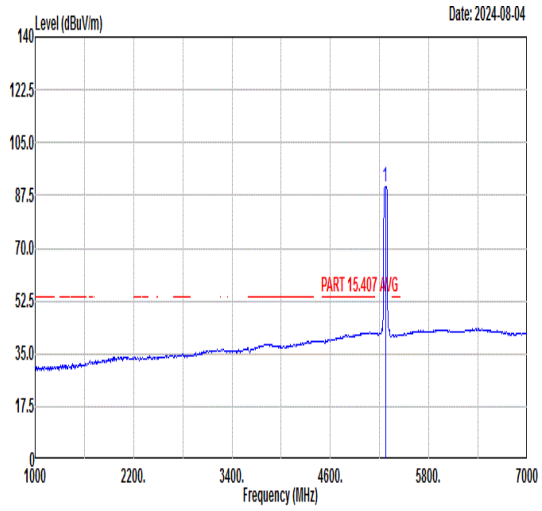 Freq Level Limit Line Margin (dB) Read Level Ant Factor Cable Loss Preamp Factor APos TPos Remark MHz dBuV/m dBuV/m dBuV dB/m dB dB cm deg 1 5270.00 90.21 ------ ------ 77.80 36.03 9.02 32.64 172 151 AVERAGE

Mode	21	
	Band Edge - R	
	U-NII-2A_5.25-5.35_802.11n HT40_CH54_5270MHz	
ANT	CDD 14+15	
Pol.	Horizontal	Fundamental
Peak	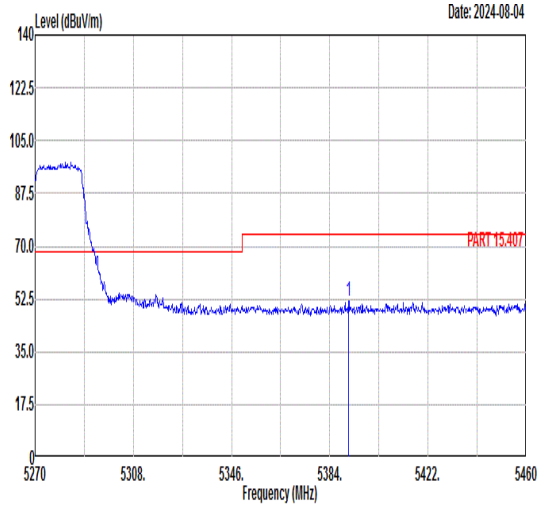 Freq Level Limit Line Margin (dB) Read Level Ant Factor Cable Loss Preamp Factor APos TPos Remark MHz dBuV/m dBuV/m dBuV dB/m dB dB cm deg 1 5391.22 51.63 74.00 -22.37 38.70 35.97 9.58 32.62 172 151 PEAK	Blank
Avg	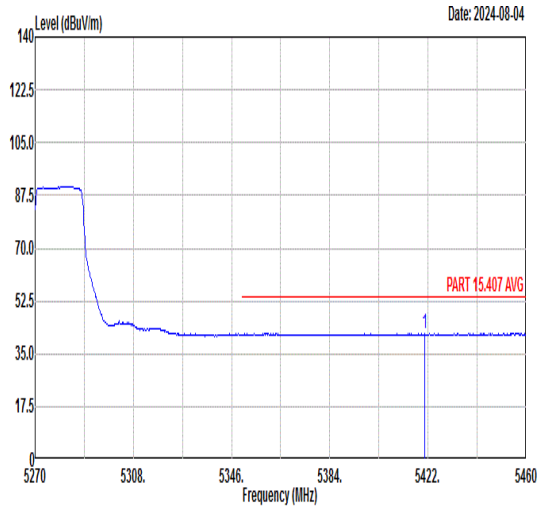 Freq Level Limit Line Margin (dB) Read Level Ant Factor Cable Loss Preamp Factor APos TPos Remark MHz dBuV/m dBuV/m dBuV dB/m dB dB cm deg 1 5420.86 41.76 54.00 -12.24 28.76 35.95 9.67 32.62 172 151 AVERAGE	Blank

Mode	21	
	Band Edge - L	
	U-NII-2A_5.25-5.35_802.11n HT40_CH54_5270MHz	
ANT	CDD 14+15	
Pol.	Vertical	Fundamental
Peak	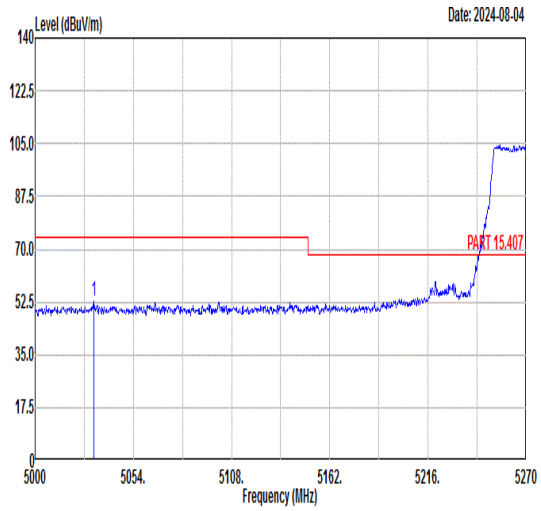 Freq Level Limit Line Margin (dB) Read Level Ant Factor Cable Loss Preamp Factor APos TPos Remark 1 5032.13 52.64 74.00 -21.36 40.83 36.18 8.32 32.69 335 283 PEAK	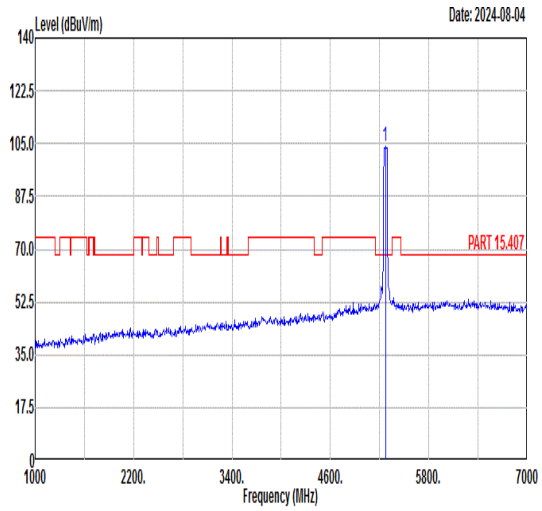 Freq Level Limit Line Margin (dB) Read Level Ant Factor Cable Loss Preamp Factor APos TPos Remark 1 5270.00 104.28 ------ ------ 91.93 36.04 8.96 32.65 335 283 PEAK
Avg	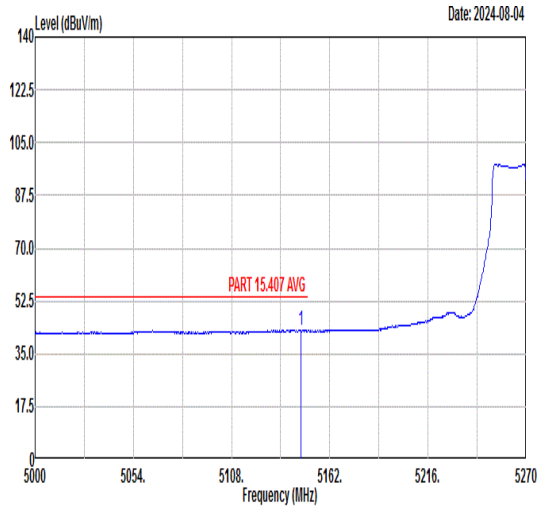 Freq Level Limit Line Margin (dB) Read Level Ant Factor Cable Loss Preamp Factor APos TPos Remark 1 5146.07 42.80 54.00 -11.20 30.83 36.11 8.53 32.67 335 283 AVERAGE	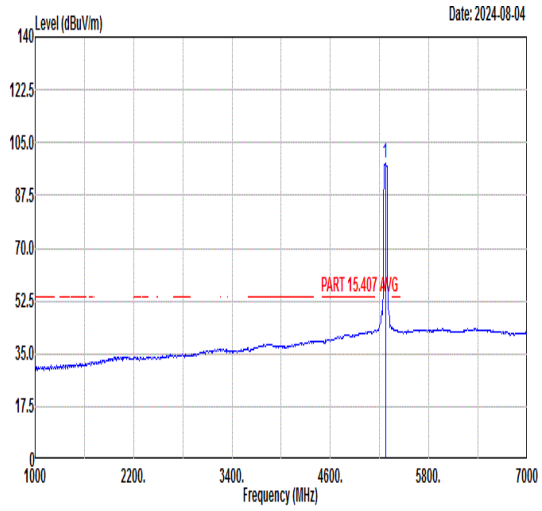 Freq Level Limit Line Margin (dB) Read Level Ant Factor Cable Loss Preamp Factor APos TPos Remark 1 5270.00 98.19 ------ ------ 85.84 36.04 8.96 32.65 335 283 AVERAGE

Mode	21	
	Band Edge - R	
	U-NII-2A_5.25-5.35_802.11n HT40_CH54_5270MHz	
ANT	CDD 14+15	
Pol.	Vertical	Fundamental
Peak	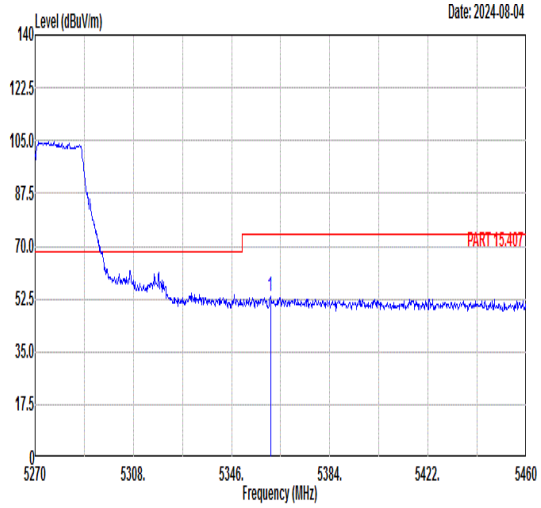 Freq Level Limit Line Margin (dB) Read Level Ant Factor Cable Loss Preamp Factor APos TPos Remark MHz dBuV/m dBuV/m dBuV dB/m dB dB cm deg 1 5361.01 53.13 74.00 -20.87 40.36 35.98 9.42 32.63 335 283 PEAK	Blank
Avg	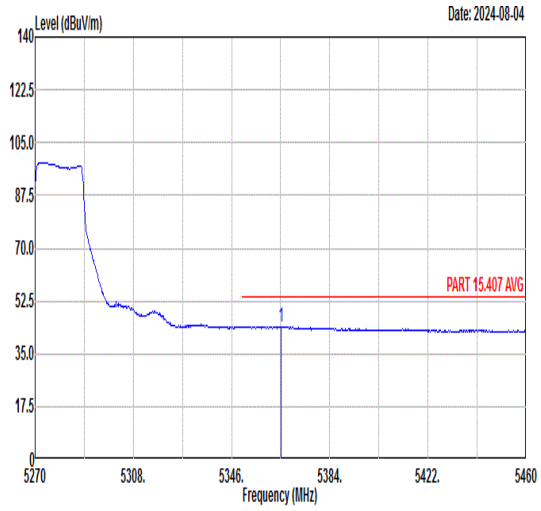 Freq Level Limit Line Margin (dB) Read Level Ant Factor Cable Loss Preamp Factor APos TPos Remark MHz dBuV/m dBuV/m dBuV dB/m dB dB cm deg 1 5365.19 44.07 54.00 -9.93 31.28 35.98 9.44 32.63 335 283 AVERAGE	Blank

Mode	22	
	Band Edge - L	
	U-NII-2A_5.25-5.35_802.11n HT40_CH62_5310MHz	
ANT	CDD 14+15	
Pol.	Horizontal	Fundamental
Peak	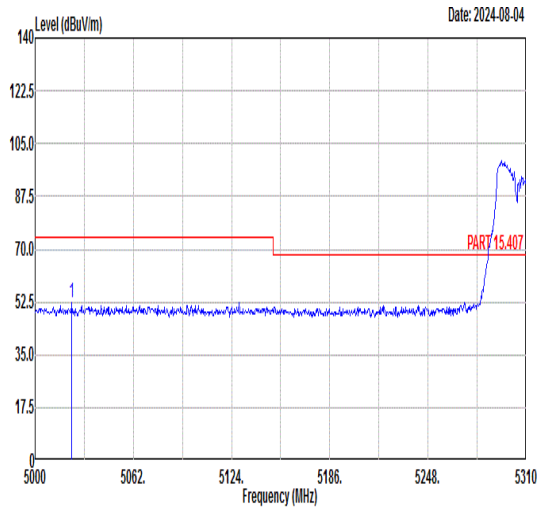 Freq Level Limit Line Margin (dB) Read Level Ant Factor Cable Loss Preamp Factor APos TPos Remark MHz dBuV/m dBuV/m dBuV dB/m dB dB cm deg 1 5023.25 52.50 74.00 -21.50 40.71 36.19 8.30 32.70 117 0 PEAK	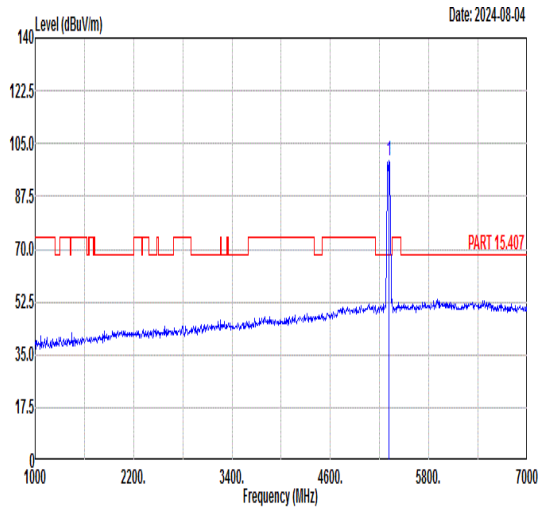 Freq Level Limit Line Margin (dB) Read Level Ant Factor Cable Loss Preamp Factor APos TPos Remark MHz dBuV/m dBuV/m dBuV dB/m dB dB cm deg 1 5310.00 99.50 ------ ------ 86.95 36.01 9.18 32.64 117 0 PEAK
Avg	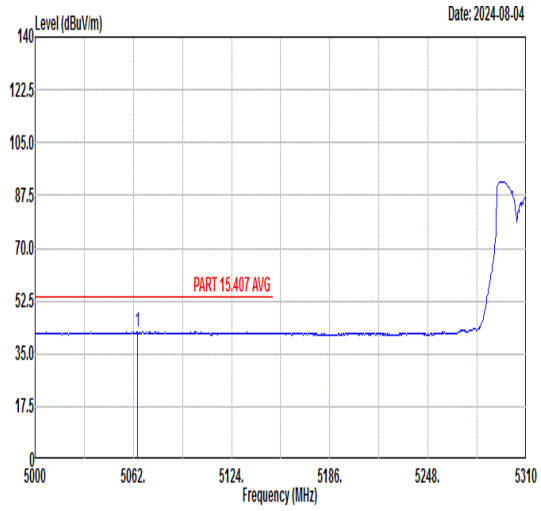 Freq Level Limit Line Margin (dB) Read Level Ant Factor Cable Loss Preamp Factor APos TPos Remark MHz dBuV/m dBuV/m dBuV dB/m dB dB cm deg 1 5064.48 42.29 54.00 -11.71 30.44 36.16 8.38 32.69 117 0 AVERAGE	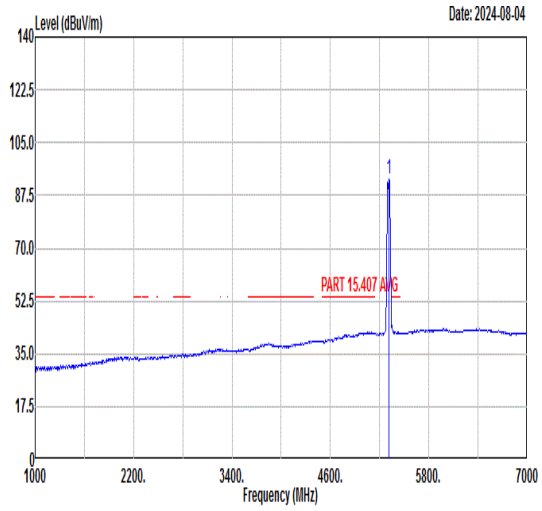 Freq Level Limit Line Margin (dB) Read Level Ant Factor Cable Loss Preamp Factor APos TPos Remark MHz dBuV/m dBuV/m dBuV dB/m dB dB cm deg 1 5310.00 92.89 ------ ------ 80.34 36.01 9.18 32.64 117 0 AVERAGE

Mode	22	
	Band Edge - R	
	U-NII-2A_5.25-5.35_802.11n HT40_CH62_5310MHz	
ANT	CDD 14+15	
Pol.	Horizontal	Fundamental
Peak	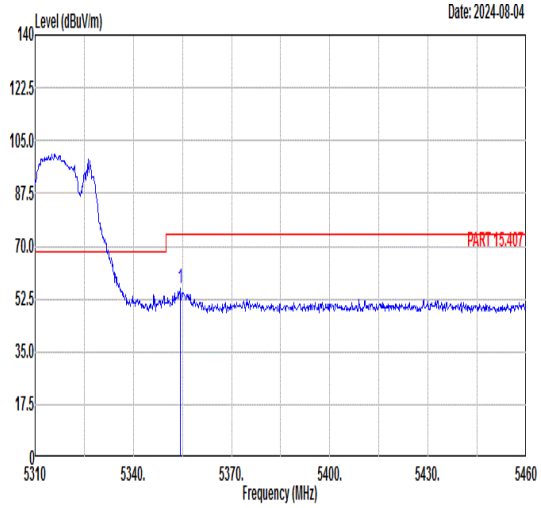 Freq Level Limit Line Margin (dB) Read Level Ant Factor Cable Loss Preamp Factor APos TPos Remark MHz dBuV/m dBuV/m dBuV dB/m dB dB cm deg 1 5354.40 55.91 74.00 -18.09 43.16 35.99 9.39 32.63 117 0 PEAK	Blank
Avg	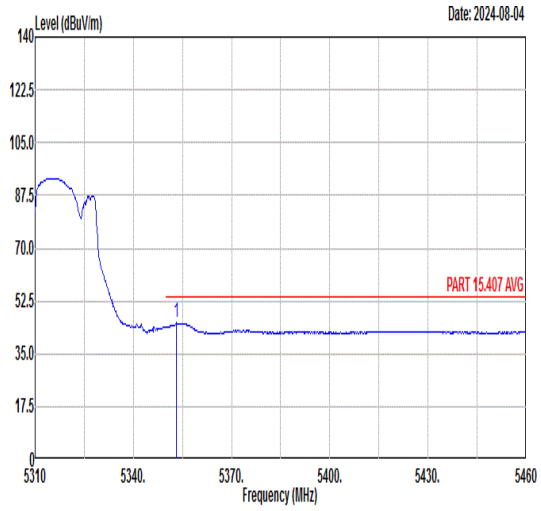 Freq Level Limit Line Margin (dB) Read Level Ant Factor Cable Loss Preamp Factor APos TPos Remark MHz dBuV/m dBuV/m dBuV dB/m dB dB cm deg 1 5353.20 45.34 54.00 -8.66 32.60 35.99 9.38 32.63 117 0 AVERAGE	Blank

Mode	22	
	Band Edge - L	
	U-NII-2A_5.25-5.35_802.11n HT40_CH62_5310MHz	
ANT	CDD 14+15	
Pol.	Vertical	Fundamental
Peak	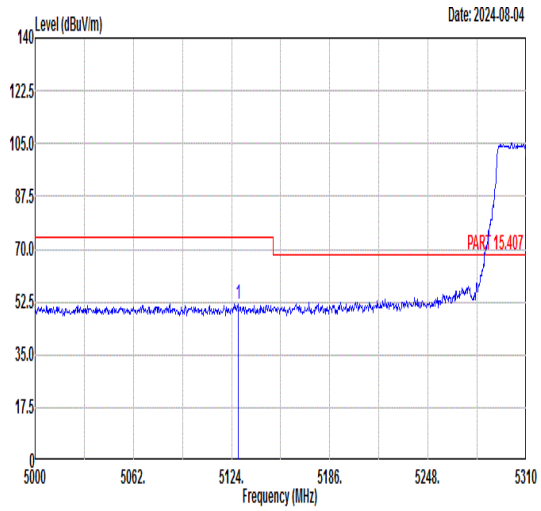 Freq Level Limit Line Margin (dB) Read Level Ant Factor Cable Loss Preamp Factor APos TPos Remark MHz dBuV/m dBuV/m dBuV dB/m dB dB cm deg 1 5128.03 51.69 74.00 -22.31 39.75 36.12 8.49 32.67 305 284 PEAK	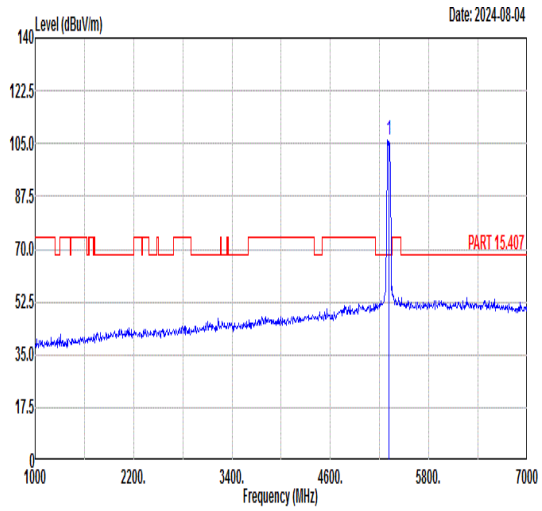 Freq Level Limit Line Margin (dB) Read Level Ant Factor Cable Loss Preamp Factor APos TPos Remark MHz dBuV/m dBuV/m dBuV dB/m dB dB cm deg 1 5310.00 106.01 ------ ------ 93.54 36.02 9.09 32.64 305 284 PEAK
Avg	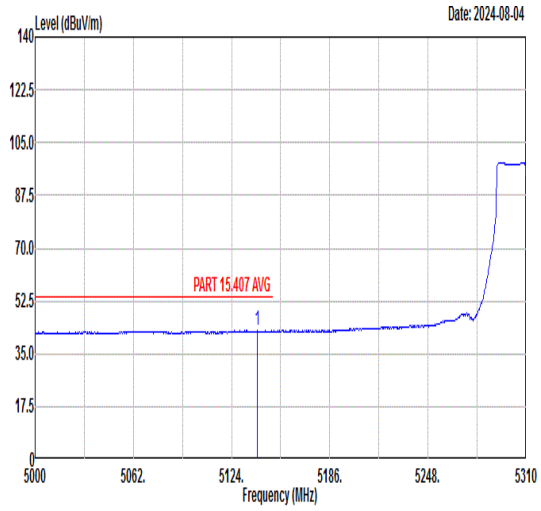 Freq Level Limit Line Margin (dB) Read Level Ant Factor Cable Loss Preamp Factor APos TPos Remark MHz dBuV/m dBuV/m dBuV dB/m dB dB cm deg 1 5140.43 42.58 54.00 -11.42 30.61 36.12 8.52 32.67 305 284 AVERAGE	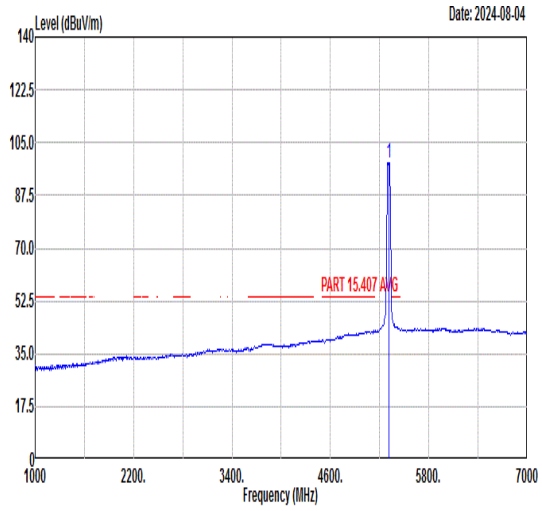 Freq Level Limit Line Margin (dB) Read Level Ant Factor Cable Loss Preamp Factor APos TPos Remark MHz dBuV/m dBuV/m dBuV dB/m dB dB cm deg 1 5310.00 98.36 ------ ------ 85.81 36.01 9.18 32.64 305 284 AVERAGE

Mode	22	
	Band Edge - R	
	U-NII-2A_5.25-5.35_802.11n HT40_CH62_5310MHz	
ANT	CDD 14+15	
Pol.	Vertical	Fundamental
Peak	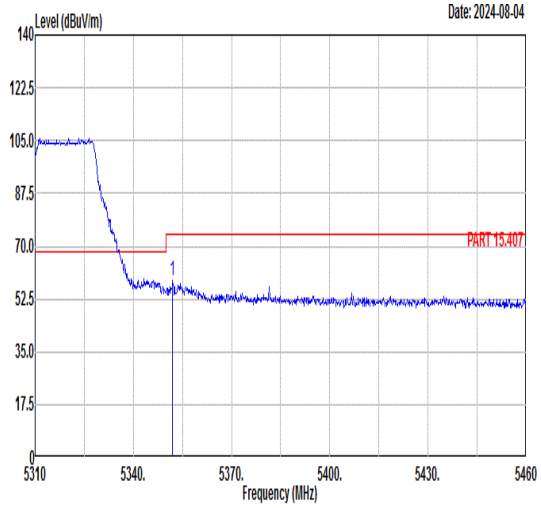 Freq Level Limit Line Margin (dB) Read Level Ant Factor Cable Loss Preamp Factor APos TPos Remark MHz dBuV/m dBuV/m dBuV dB/m dB dB cm deg 1 5352.00 58.68 74.00 -15.32 45.94 35.99 9.38 32.63 305 284 PEAK	Blank
Avg	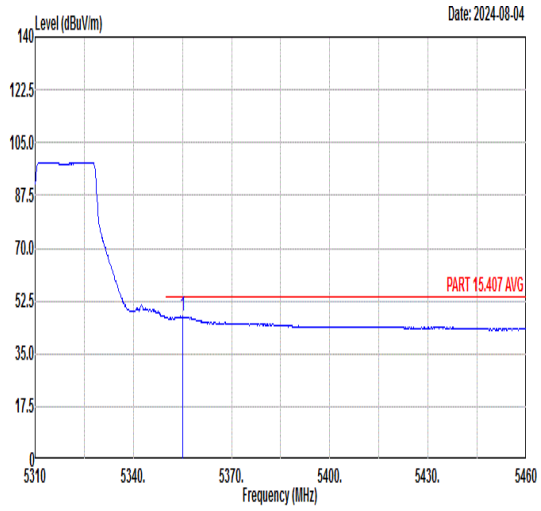 Freq Level Limit Line Margin (dB) Read Level Ant Factor Cable Loss Preamp Factor APos TPos Remark MHz dBuV/m dBuV/m dBuV dB/m dB dB cm deg 1 5355.15 47.35 54.00 -6.65 34.60 35.99 9.39 32.63 305 284 AVERAGE	Blank

Mode	23	
	Band Edge - L	
	U-NII-2C_5.47-5.725_802.11n HT40_CH102_5510MHz	
ANT	CDD 14+15	
Pol.	Horizontal	Fundamental
Peak	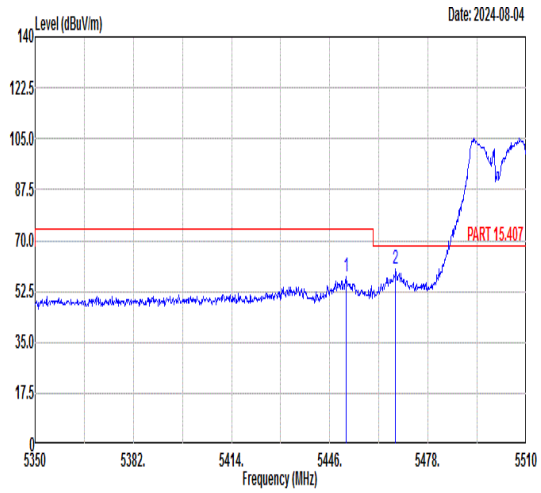 Freq Level Limit Line Margin (dB) Read Level Ant Factor Cable Loss Preamp Factor APos TPos Remark 1 5451.44 MHz 57.56 dBuV/m 74.00 -16.44 44.56 dBuV 35.93 dB/m 9.68 dB 32.61 dB 207 cm 35 deg PEAK 2 5467.44 59.97 68.30 -8.33 46.97 35.92 9.69 32.61 207 35 PEAK	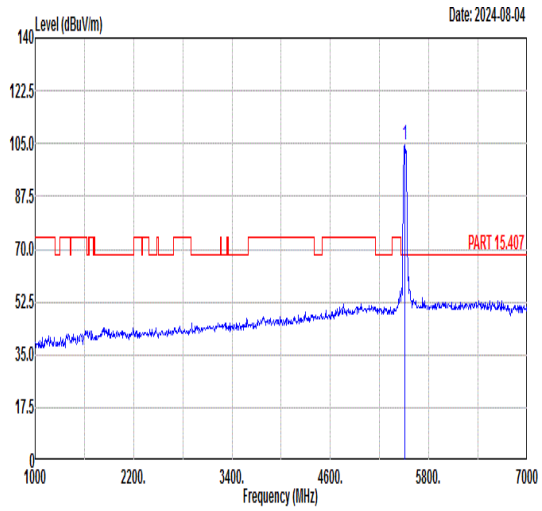 Freq Level Limit Line Margin (dB) Read Level Ant Factor Cable Loss Preamp Factor APos TPos Remark 1 5510.00 MHz 104.66 dBuV/m ------ ------ dBuV 91.63 dB/m 35.92 dB 9.71 dB 32.60 cm 207 deg 35 PEAK
Avg	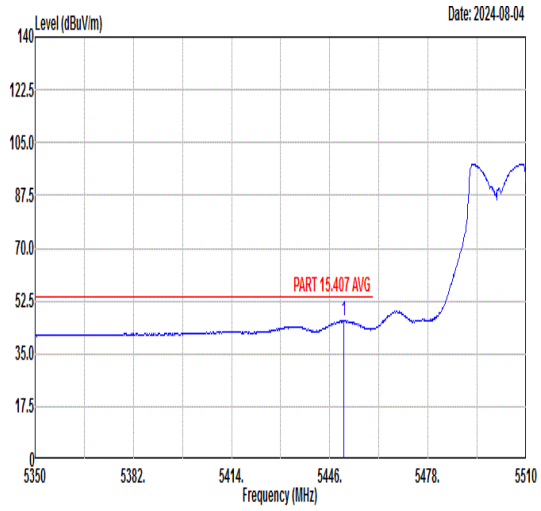 Freq Level Limit Line Margin (dB) Read Level Ant Factor Cable Loss Preamp Factor APos TPos Remark 1 5450.64 MHz 45.98 dBuV/m 54.00 -8.02 32.98 dBuV 35.93 dB/m 9.68 dB 32.61 dB 207 cm 35 deg AVERAGE	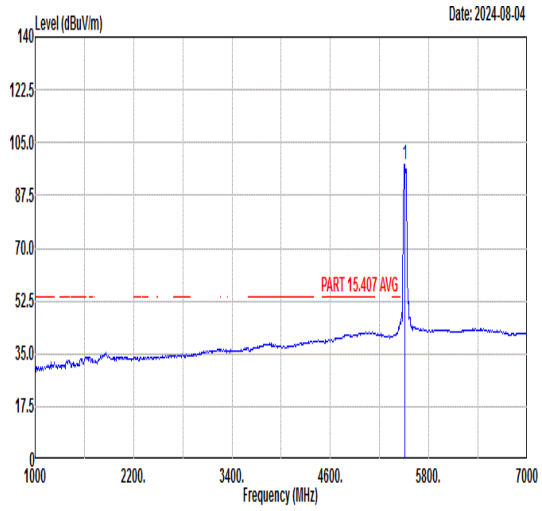 Freq Level Limit Line Margin (dB) Read Level Ant Factor Cable Loss Preamp Factor APos TPos Remark 1 5510.00 MHz 97.83 dBuV/m ------ ------ dBuV 84.81 dB/m 35.91 dB 9.71 dB 32.60 cm 207 deg 35 AVERAGE

Mode	23	
	Band Edge - R	
	U-NII-2C_5.47-5.725_802.11n HT40_CH102_5510MHz	
ANT	CDD 14+15	
Pol.	Horizontal	Fundamental
Peak	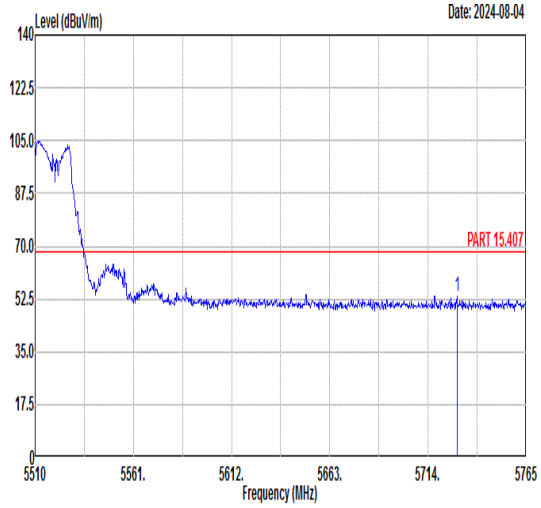 Freq Level Limit Line Margin (dB) Read Level Ant Factor Cable Loss Preamp Factor APos TPos Remark MHz dBuV/m dBuV/m dBuV dB/m dB dB cm deg 1 5729.05 53.18 68.30 -15.12 39.62 36.22 10.03 32.69 207 35 PEAK	Blank

Mode	23	
	Band Edge - L	
	U-NII-2C_5.47-5.725_802.11n HT40_CH102_5510MHz	
ANT	CDD 14+15	
Pol.	Vertical	Fundamental
Peak	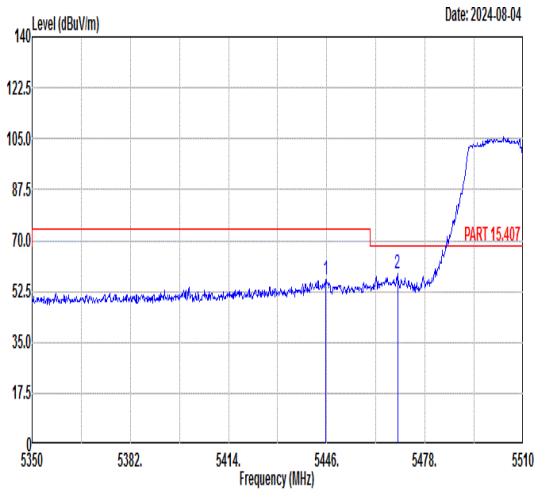 Freq Level Limit Line Margin (dB) Read Level Ant Factor Cable Loss Preamp Factor APos TPos Remark 1 5445.68 56.33 74.00 -17.67 43.33 35.93 9.68 32.61 300 286 PEAK 2 5469.04 58.62 68.30 -9.68 45.62 35.92 9.69 32.61 300 286 PEAK	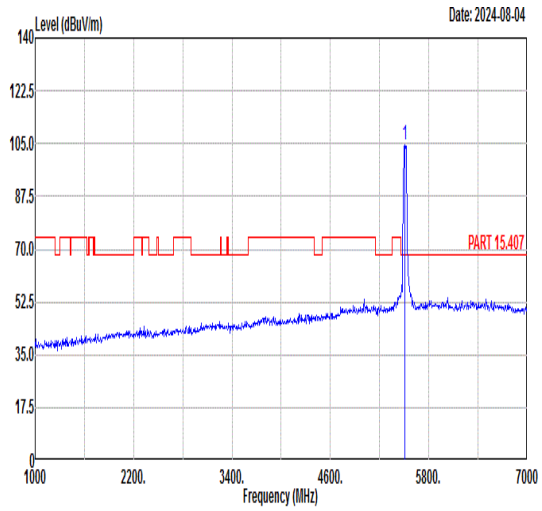 Freq Level Limit Line Margin (dB) Read Level Ant Factor Cable Loss Preamp Factor APos TPos Remark 1 5510.00 104.52 ------ ------ 91.50 35.91 9.71 32.60 300 286 PEAK
Avg	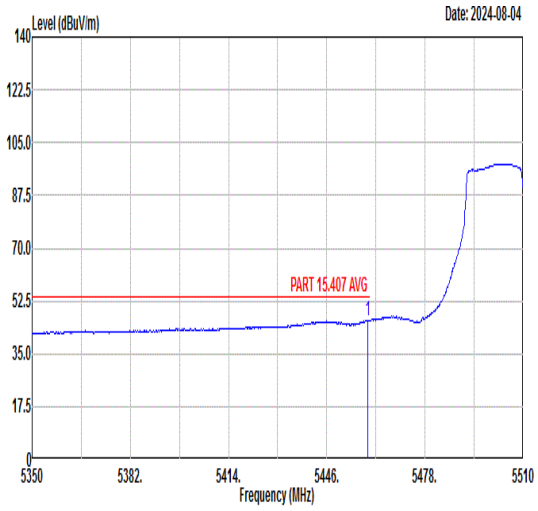 Freq Level Limit Line Margin (dB) Read Level Ant Factor Cable Loss Preamp Factor APos TPos Remark 1 5459.28 46.06 54.00 -7.94 33.06 35.92 9.69 32.61 300 286 AVERAGE	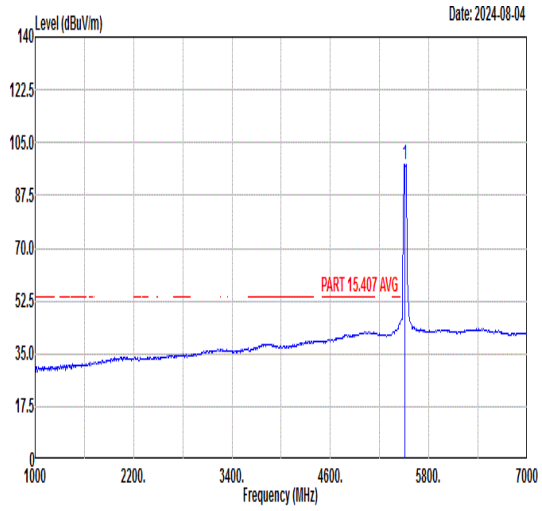 Freq Level Limit Line Margin (dB) Read Level Ant Factor Cable Loss Preamp Factor APos TPos Remark 1 5510.00 97.84 ------ ------ 84.82 35.91 9.71 32.60 300 286 AVERAGE

Mode	23	
	Band Edge - R	
	U-NII-2C_5.47-5.725_802.11n HT40_CH102_5510MHz	
ANT	CDD 14+15	
Pol.	Vertical	Fundamental
Peak	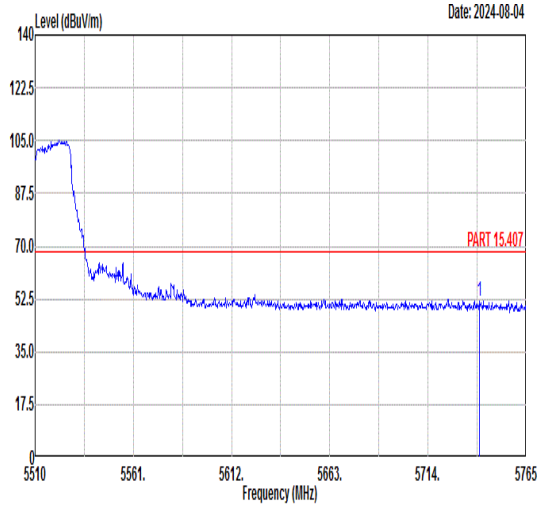 Freq Level Limit Line Margin (dB) Read Level Ant Factor Cable Loss Preamp Factor APos TPos Remark MHz dBuV/m dBuV/m dBuV dB/m dB dB cm deg 1 5740.52 51.85 68.30 -16.45 38.26 36.24 10.05 32.70 300 286 PEAK	Blank

Mode	24	
	Band Edge - L	
	U-NII-2C_5.47-5.725_802.11n HT40_CH134_5670MHz	
ANT	CDD 14+15	
Pol.	Horizontal	Fundamental
Peak	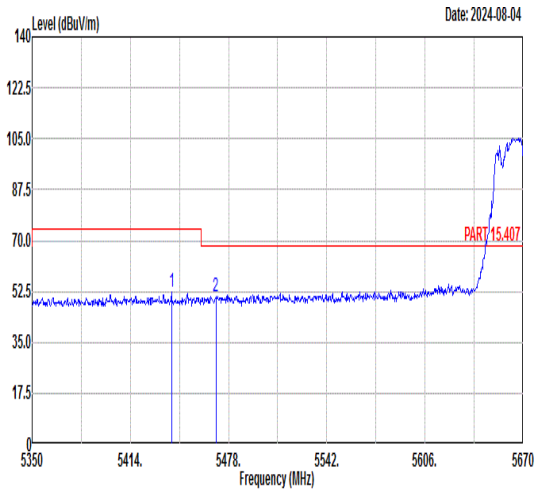 Freq Level Limit Line Margin (dB) Read Level Ant Factor Cable Loss Preamp Factor APos TPos Remark 1 5440.88 52.43 74.00 -21.57 39.42 35.94 9.68 32.61 204 360 PEAK 2 5469.68 50.97 68.30 -17.33 37.97 35.92 9.69 32.61 204 360 PEAK	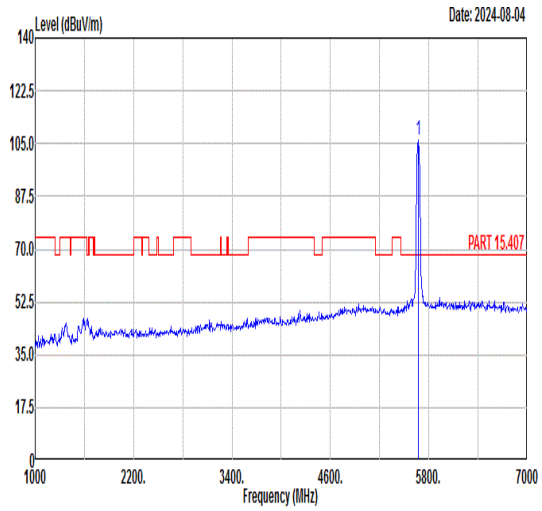 Freq Level Limit Line Margin (dB) Read Level Ant Factor Cable Loss Preamp Factor APos TPos Remark 1 5670.00 106.07 ------ ------ 92.70 36.14 9.90 32.67 204 360 PEAK
Avg	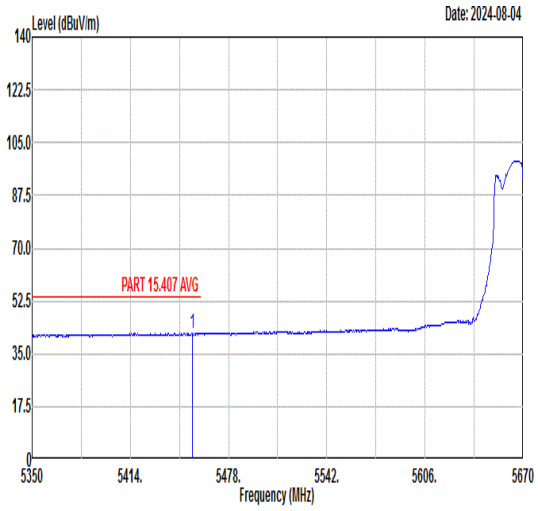 Freq Level Limit Line Margin (dB) Read Level Ant Factor Cable Loss Preamp Factor APos TPos Remark 1 5454.64 41.77 54.00 -12.23 28.77 35.93 9.68 32.61 204 360 AVERAGE	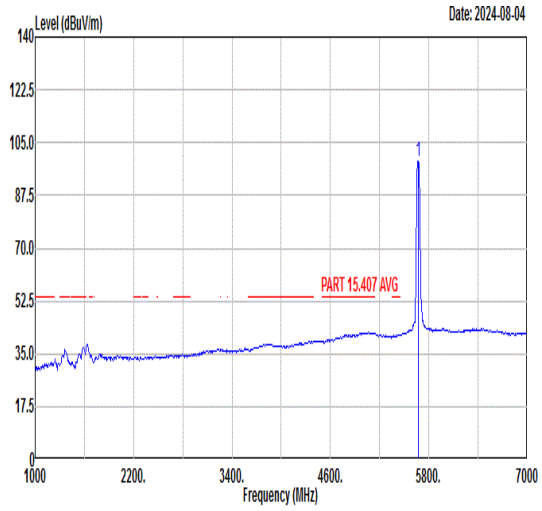 Freq Level Limit Line Margin (dB) Read Level Ant Factor Cable Loss Preamp Factor APos TPos Remark 1 5670.00 98.91 ------ ------ 85.54 36.14 9.90 32.67 204 360 AVERAGE

Mode	24	
	Band Edge - R	
	U-NII-2C_5.47-5.725_802.11n HT40_CH134_5670MHz	
ANT	CDD 14+15	
Pol.	Horizontal	Fundamental
Peak	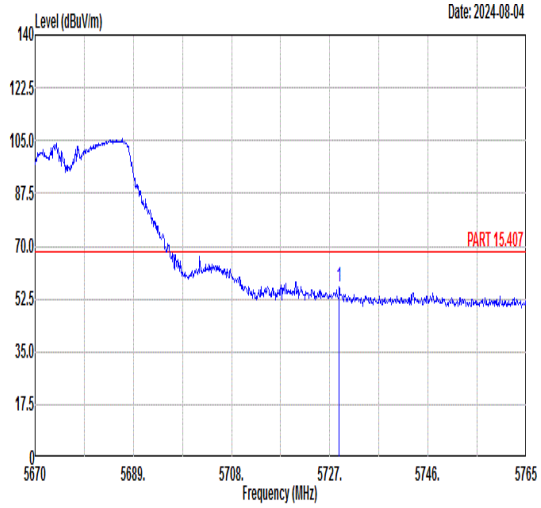 Freq Level Limit Line Margin (dB) Read Level Ant Factor Cable Loss Preamp Factor APos TPos Remark MHz dBuV/m dBuV/m dBuV dB/m dB dB cm deg 1 5728.81 56.40 68.30 -11.90 42.84 36.22 10.03 32.69 204 360 PEAK	Blank

Mode	24	
	Band Edge - L	
	U-NII-2C_5.47-5.725_802.11n HT40_CH134_5670MHz	
ANT	CDD 14+15	
Pol.	Vertical	Fundamental
Peak	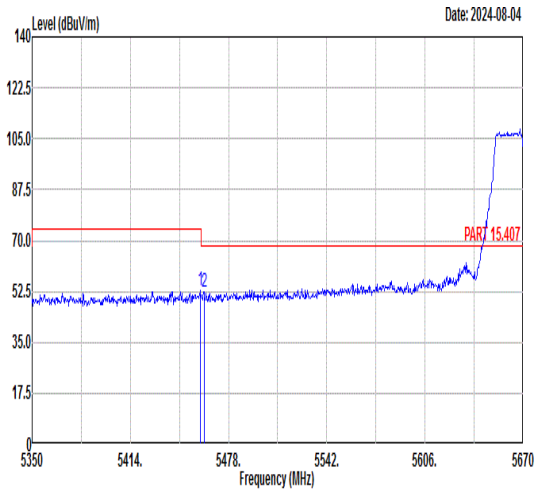 Freq Level Limit Line Margin (dB) Read Level Ant Factor Cable Loss Preamp Factor APos TPos Remark 1 5459.44 52.76 74.00 -21.24 39.76 35.92 9.69 32.61 295 284 PEAK 2 5462.00 52.14 68.30 -16.16 39.14 35.92 9.69 32.61 295 284 PEAK	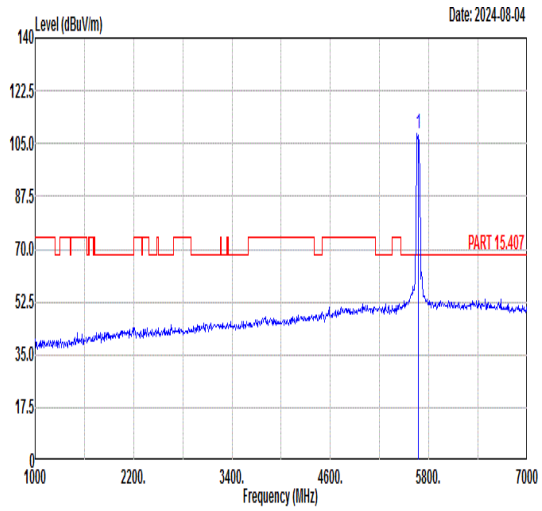 Freq Level Limit Line Margin (dB) Read Level Ant Factor Cable Loss Preamp Factor APos TPos Remark 1 5670.00 108.48 ------ ------ 95.15 36.12 9.87 32.66 295 284 PEAK
Avg	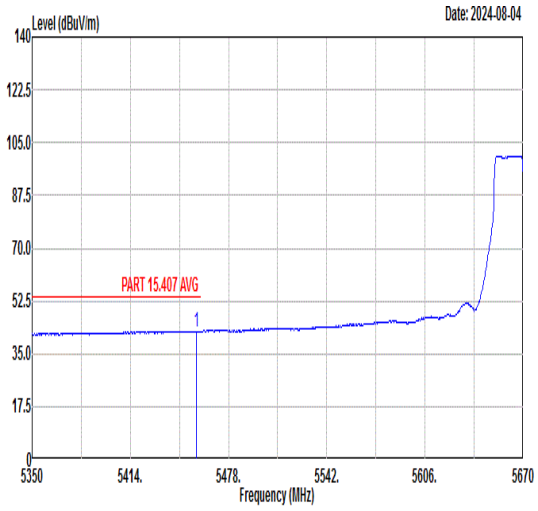 Freq Level Limit Line Margin (dB) Read Level Ant Factor Cable Loss Preamp Factor APos TPos Remark 1 5456.88 42.52 54.00 -11.48 29.51 35.93 9.69 32.61 295 284 AVERAGE	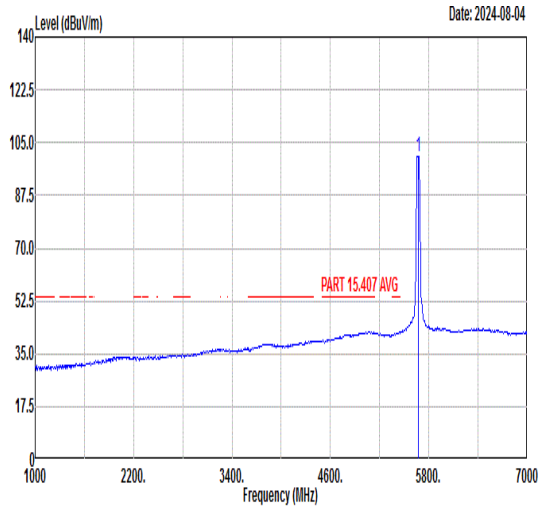 Freq Level Limit Line Margin (dB) Read Level Ant Factor Cable Loss Preamp Factor APos TPos Remark 1 5670.00 100.61 ------ ------ 87.24 36.14 9.90 32.67 295 284 AVERAGE

Mode	24	
	Band Edge - R	
	U-NII-2C_5.47-5.725_802.11n HT40_CH134_5670MHz	
ANT	CDD 14+15	
Pol.	Vertical	Fundamental
Peak	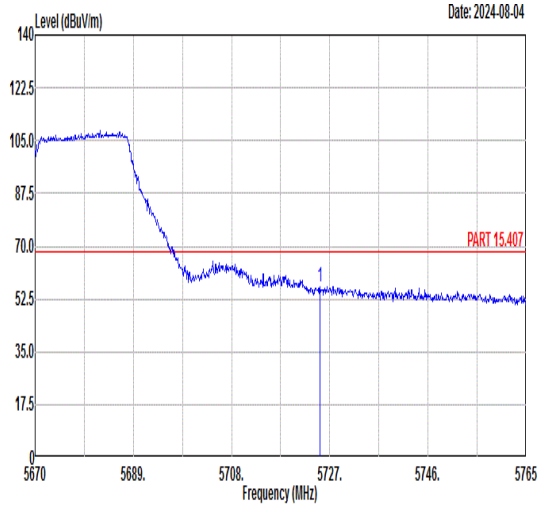 Freq Level Limit Line Margin (dB) Read Level Ant Factor Cable Loss Preamp Factor APos TPos Remark MHz dBuV/m dBuV/m dBuV dB/m dB dB cm deg 1 5725.10 56.59 68.30 -11.71 43.04 36.22 10.02 32.69 295 284 PEAK	Blank

Mode	25	
	Band Edge - L	
	U-NII-1_5.15-5.25_802.11ac VHT80_CH42_5210MHz	
ANT	CDD 14+15	
Pol.	Horizontal	Fundamental
Peak	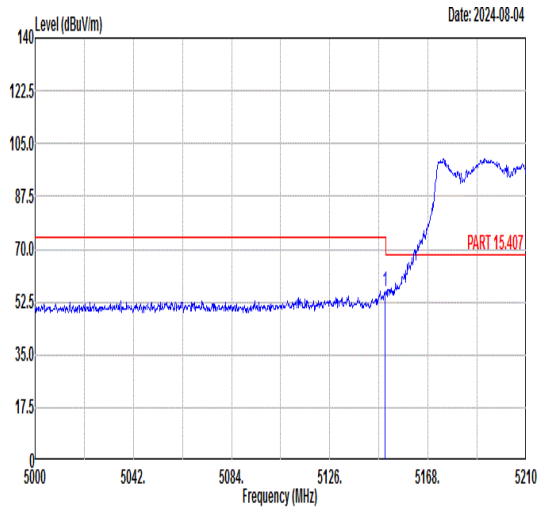 Freq Level Limit Line Margin (dB) Read Level Ant Factor Cable Loss Preamp Factor APos TPos Remark MHz dBuV/m dBuV/m dBuV dB/m dB dB cm deg 1 5149.73 56.03 74.00 -17.97 44.05 36.11 8.54 32.67 196 298 PEAK	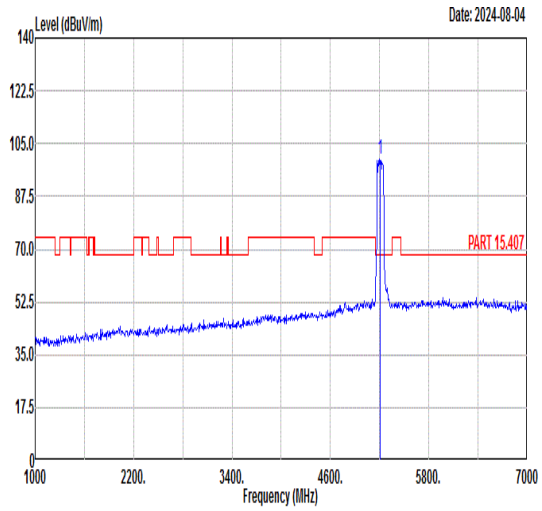 Freq Level Limit Line Margin (dB) Read Level Ant Factor Cable Loss Preamp Factor APos TPos Remark MHz dBuV/m dBuV/m dBuV dB/m dB dB cm deg 1 5210.00 99.78 ------ ------ 87.74 36.08 8.62 32.66 196 298 PEAK
Avg	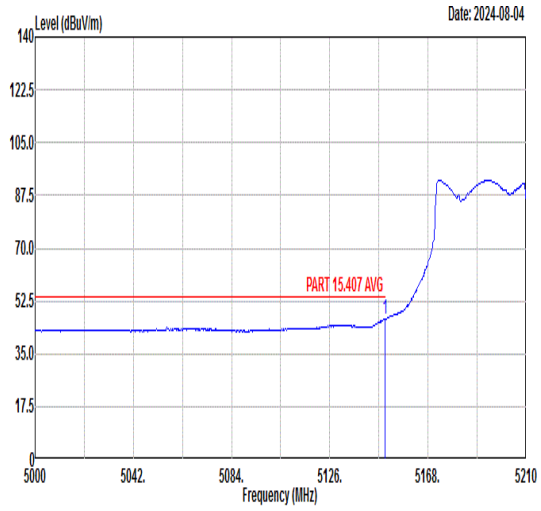 Freq Level Limit Line Margin (dB) Read Level Ant Factor Cable Loss Preamp Factor APos TPos Remark MHz dBuV/m dBuV/m dBuV dB/m dB dB cm deg 1 5149.73 46.58 54.00 -7.42 34.60 36.11 8.54 32.67 196 298 AVERAGE	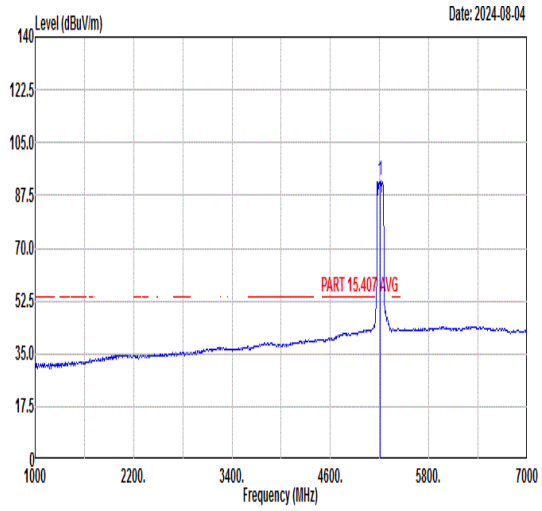 Freq Level Limit Line Margin (dB) Read Level Ant Factor Cable Loss Preamp Factor APos TPos Remark MHz dBuV/m dBuV/m dBuV dB/m dB dB cm deg 1 5210.00 92.58 ------ ------ 80.52 36.07 8.65 32.66 196 298 AVERAGE

Mode	25	
	Band Edge - R	
	U-NII-1_5.15-5.25_802.11ac VHT80_CH42_5210MHz	
ANT	CDD 14+15	
Pol.	Horizontal	Fundamental
Peak	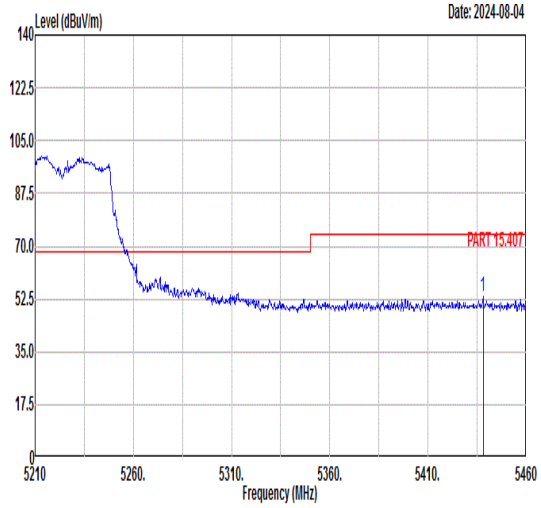 Freq Level Limit Line Margin (dB) Read Level Ant Factor Cable Loss Preamp Factor APos TPos Remark MHz dBuV/m dBuV/m dBuV dB/m dB dB cm deg 1 5438.00 53.47 74.00 -20.53 40.46 35.94 9.68 32.61 196 298 PEAK	Blank
Avg	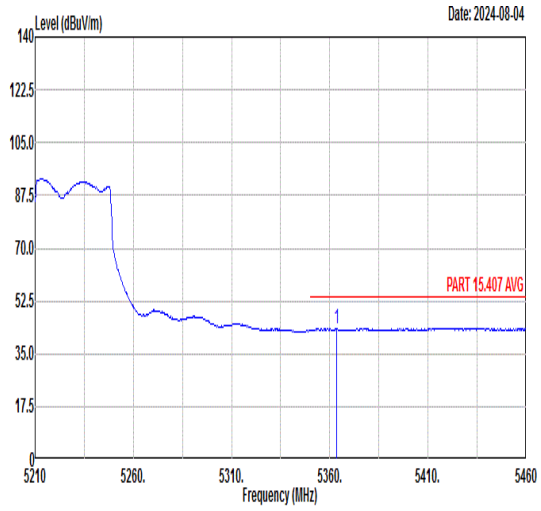 Freq Level Limit Line Margin (dB) Read Level Ant Factor Cable Loss Preamp Factor APos TPos Remark MHz dBuV/m dBuV/m dBuV dB/m dB dB cm deg 1 5363.50 43.48 54.00 -10.52 30.70 35.98 9.43 32.63 196 298 AVERAGE	Blank

Mode	25	
	Band Edge - L	
	U-NII-1_5.15-5.25_802.11ac VHT80_CH42_5210MHz	
ANT	CDD 14+15	
Pol.	Vertical	Fundamental
Peak	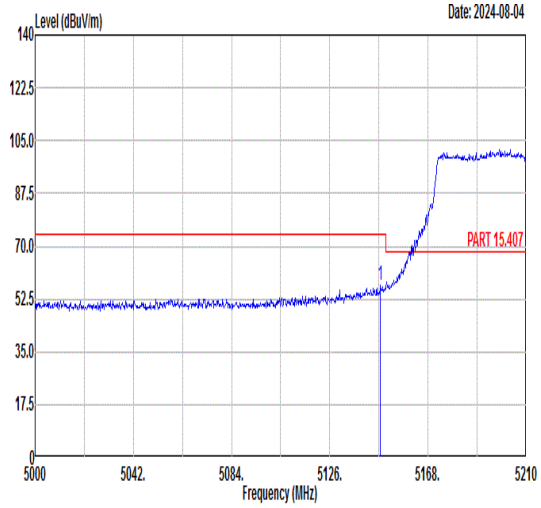 Freq Level Limit Line Margin (dB) Read Level Ant Factor Cable Loss Preamp Factor APos TPos Remark MHz dBuV/m dBuV/m dBuV dB/m dB dB cm deg 1 5147.63 57.24 74.00 -16.76 45.27 36.11 8.53 32.67 300 275 PEAK	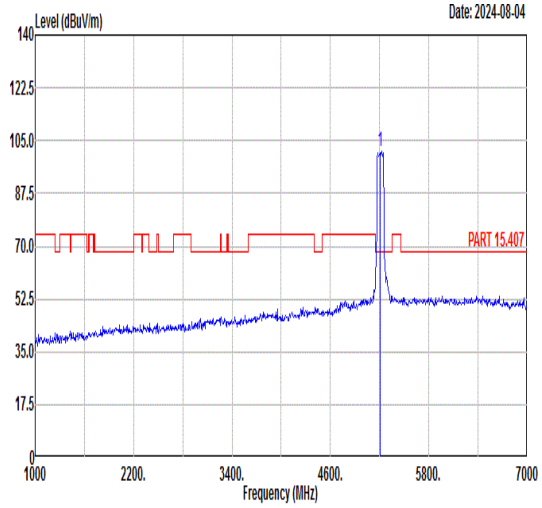 Freq Level Limit Line Margin (dB) Read Level Ant Factor Cable Loss Preamp Factor APos TPos Remark MHz dBuV/m dBuV/m dBuV dB/m dB dB cm deg 1 5210.00 101.18 ------ ------ 89.03 36.06 8.74 32.65 300 275 PEAK
Avg	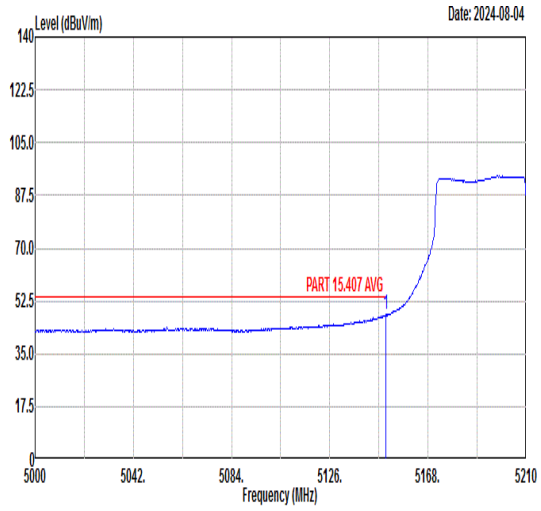 Freq Level Limit Line Margin (dB) Read Level Ant Factor Cable Loss Preamp Factor APos TPos Remark MHz dBuV/m dBuV/m dBuV dB/m dB dB cm deg 1 5149.94 47.86 54.00 -6.14 35.88 36.11 8.54 32.67 300 275 AVERAGE	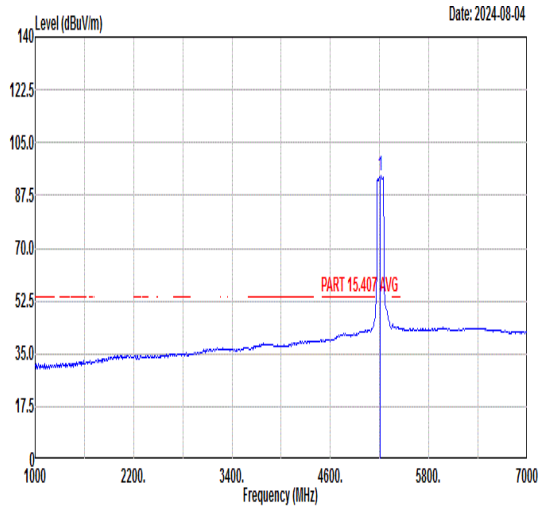 Freq Level Limit Line Margin (dB) Read Level Ant Factor Cable Loss Preamp Factor APos TPos Remark MHz dBuV/m dBuV/m dBuV dB/m dB dB cm deg 1 5210.00 94.00 ------ ------ 81.91 36.07 8.68 32.66 300 275 AVERAGE

Mode	25	
	Band Edge - R	
	U-NII-1_5.15-5.25_802.11ac VHT80_CH42_5210MHz	
ANT	CDD 14+15	
Pol.	Vertical	Fundamental
Peak	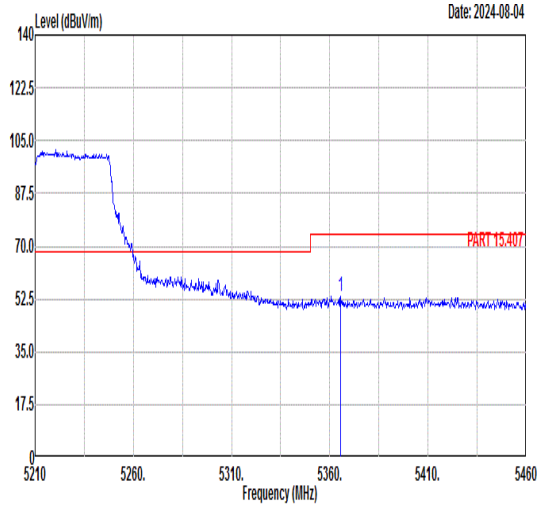 Freq Level Limit Line Margin (dB) Read Level Ant Factor Cable Loss Preamp Factor APos TPos Remark MHz dBuV/m dBuV/m dBuV dB/m dB dB cm deg 1 5365.50 53.48 74.00 -20.52 40.68 35.98 9.45 32.63 300 275 PEAK	Blank
Avg	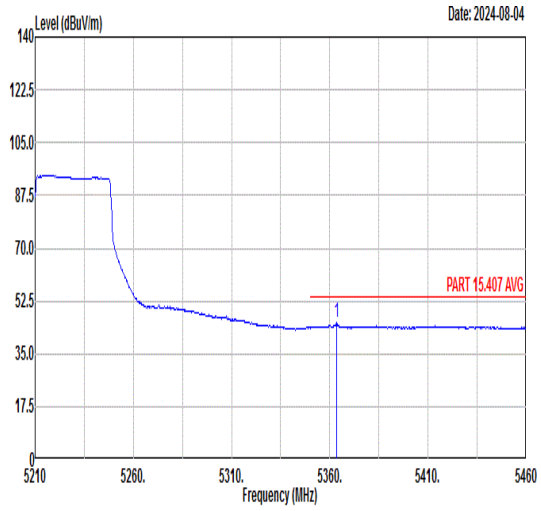 Freq Level Limit Line Margin (dB) Read Level Ant Factor Cable Loss Preamp Factor APos TPos Remark MHz dBuV/m dBuV/m dBuV dB/m dB dB cm deg 1 5363.50 45.17 54.00 -8.83 32.39 35.98 9.43 32.63 300 275 AVERAGE	Blank

Mode	26	
	Band Edge - L	
	U-NII-2A_5.25-5.35_802.11ac VHT80_CH58_5290MHz	
ANT	CDD 14+15	
Pol.	Horizontal	Fundamental
Peak	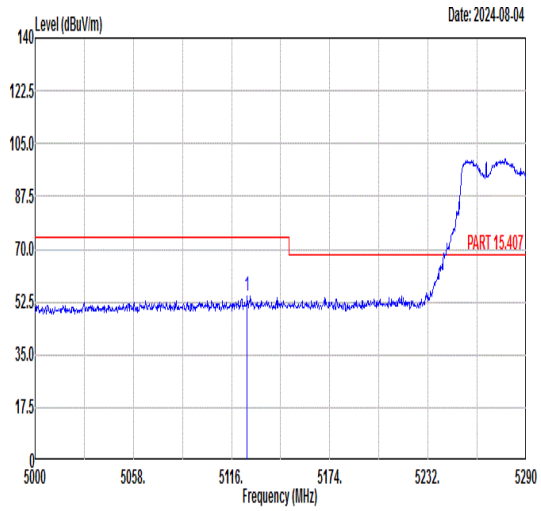 Freq Level Limit Line Margin (dB) Read Level Ant Factor Cable Loss Preamp Factor APos TPos Remark MHz dBuV/m dBuV/m dBuV dB/m dB dB cm deg 1 5125.28 54.39 74.00 -19.61 42.45 36.12 8.49 32.67 228 304 PEAK	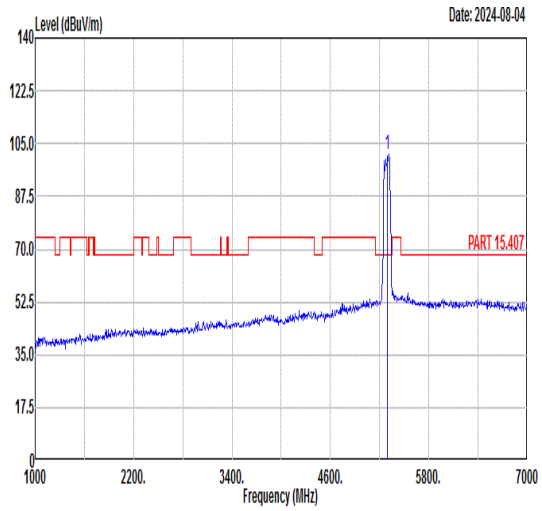 Freq Level Limit Line Margin (dB) Read Level Ant Factor Cable Loss Preamp Factor APos TPos Remark MHz dBuV/m dBuV/m dBuV dB/m dB dB cm deg 1 5290.00 101.23 ------ ------ 88.68 36.01 9.18 32.64 228 304 PEAK
Avg	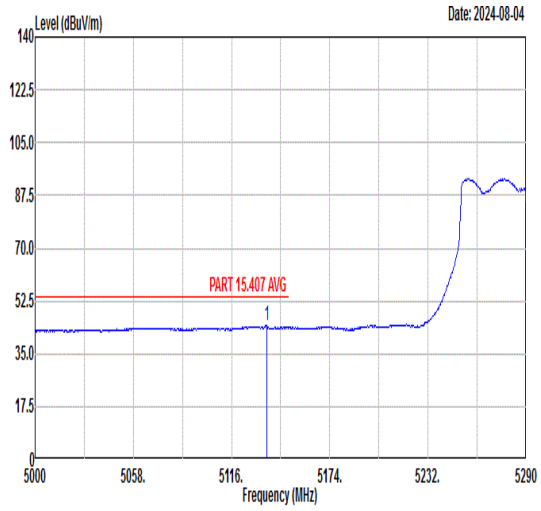 Freq Level Limit Line Margin (dB) Read Level Ant Factor Cable Loss Preamp Factor APos TPos Remark MHz dBuV/m dBuV/m dBuV dB/m dB dB cm deg 1 5136.59 44.27 54.00 -9.73 32.31 36.12 8.51 32.67 228 304 AVERAGE	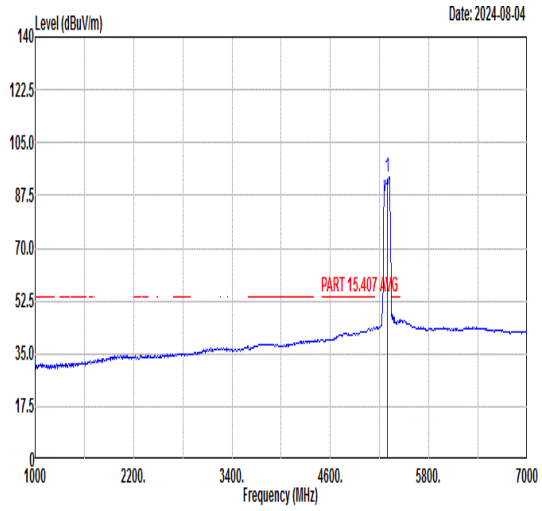 Freq Level Limit Line Margin (dB) Read Level Ant Factor Cable Loss Preamp Factor APos TPos Remark MHz dBuV/m dBuV/m dBuV dB/m dB dB cm deg 1 5290.00 93.75 ------ ------ 81.20 36.01 9.18 32.64 228 304 AVERAGE

Mode	26	
	Band Edge - R	
	U-NII-2A_5.25-5.35_802.11ac VHT80_CH58_5290MHz	
ANT	CDD 14+15	
Pol.	Horizontal	Fundamental
Peak	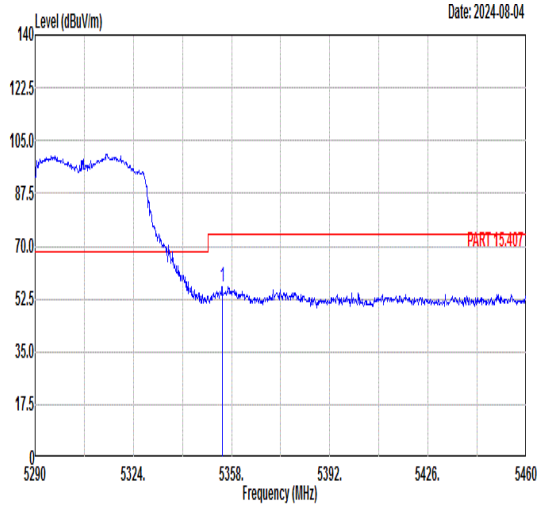 Freq Level Limit Line Margin (dB) Read Level Ant Factor Cable Loss Preamp Factor APos TPos Remark MHz dBuV/m dBuV/m dBuV dB/m dB dB cm deg 1 5354.77 56.76 74.00 -17.24 44.01 35.99 9.39 32.63 228 304 PEAK	Blank
Avg	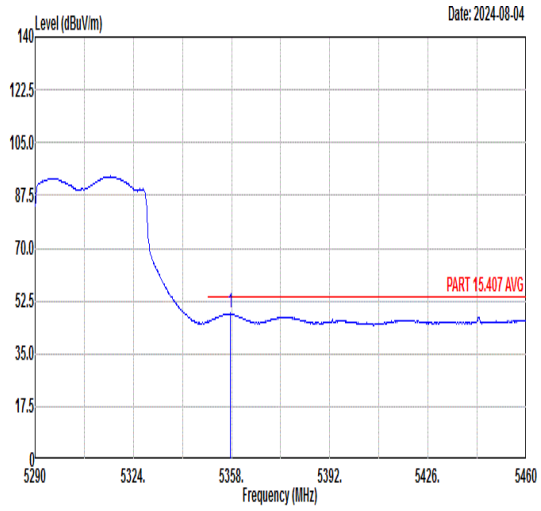 Freq Level Limit Line Margin (dB) Read Level Ant Factor Cable Loss Preamp Factor APos TPos Remark MHz dBuV/m dBuV/m dBuV dB/m dB dB cm deg 1 5357.49 48.41 54.00 -5.59 35.65 35.99 9.40 32.63 228 304 AVERAGE	Blank

Mode	26	
	Band Edge - L	
	U-NII-2A_5.25-5.35_802.11ac VHT80_CH58_5290MHz	
ANT	CDD 14+15	
Pol.	Vertical	Fundamental
Peak	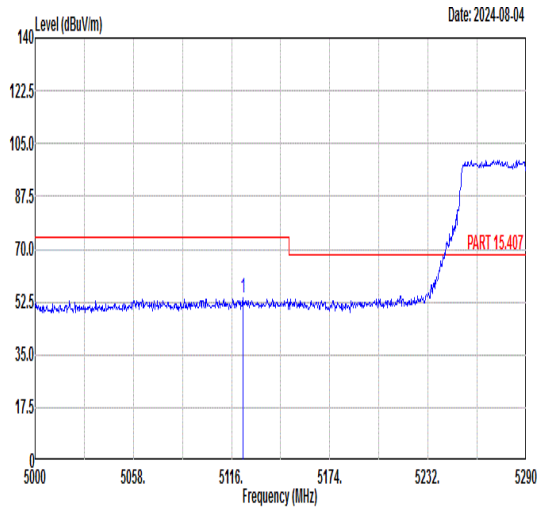 Freq Level Limit Line Margin (dB) Read Level Ant Factor Cable Loss Preamp Factor APos TPos Remark MHz dBuV/m dBuV/m dBuV dB/m dB dB cm deg 1 5122.96 53.72 74.00 -20.28 41.78 36.13 8.49 32.68 300 287 PEAK	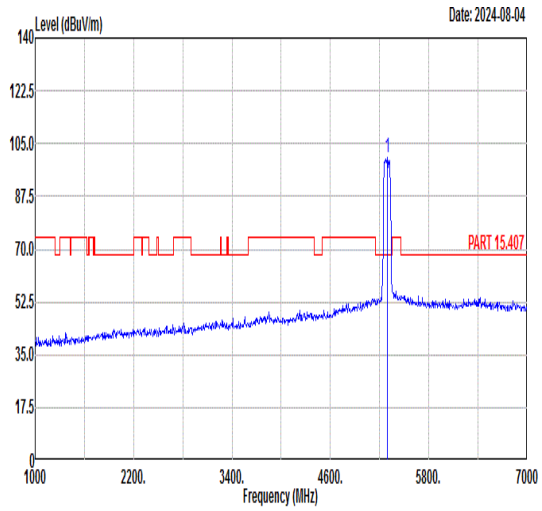 Freq Level Limit Line Margin (dB) Read Level Ant Factor Cable Loss Preamp Factor APos TPos Remark MHz dBuV/m dBuV/m dBuV dB/m dB dB cm deg 1 5290.00 100.28 ------ ------ 87.81 36.02 9.09 32.64 300 287 PEAK
Avg	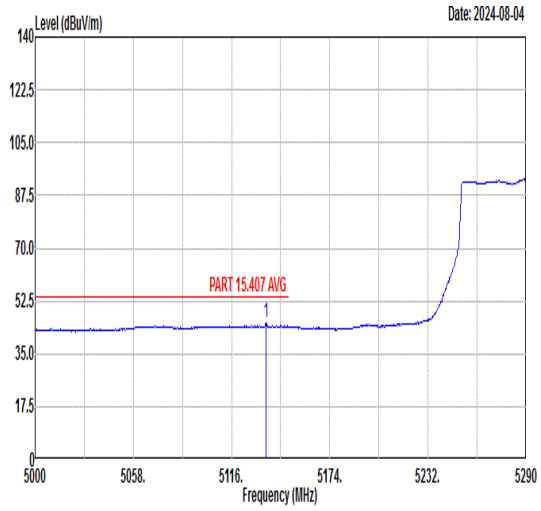 Freq Level Limit Line Margin (dB) Read Level Ant Factor Cable Loss Preamp Factor APos TPos Remark MHz dBuV/m dBuV/m dBuV dB/m dB dB cm deg 1 5136.30 45.24 54.00 -8.76 33.28 36.12 8.51 32.67 300 287 AVERAGE	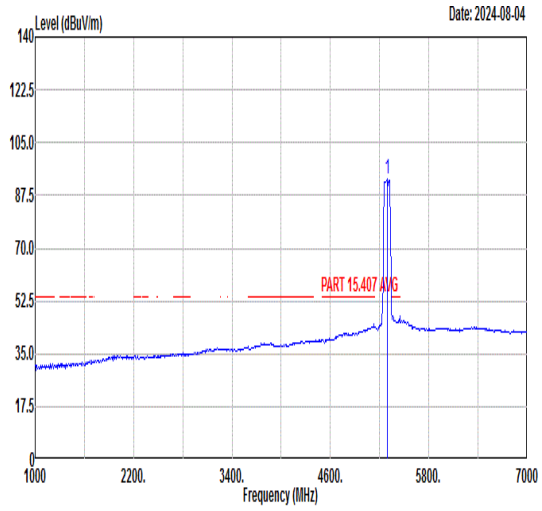 Freq Level Limit Line Margin (dB) Read Level Ant Factor Cable Loss Preamp Factor APos TPos Remark MHz dBuV/m dBuV/m dBuV dB/m dB dB cm deg 1 5290.00 93.09 ------ ------ 80.65 36.03 9.05 32.64 300 287 AVERAGE

Mode	26	
	Band Edge - R	
	U-NII-2A_5.25-5.35_802.11ac VHT80_CH58_5290MHz	
ANT	CDD 14+15	
Pol.	Vertical	Fundamental
Peak	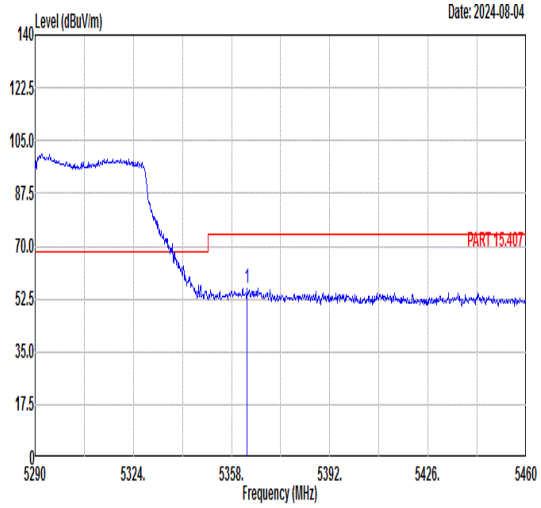 Freq Level Limit Line Margin (dB) Read Level Ant Factor Cable Loss Preamp Factor APos TPos Remark MHz dBuV/m dBuV/m dBuV dB/m dB dB cm deg 1 5363.44 56.03 74.00 -17.97 43.25 35.98 9.43 32.63 300 287 PEAK	Blank
Avg	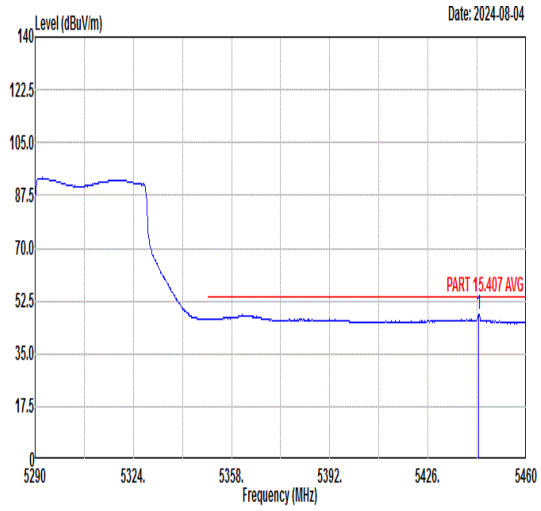 Freq Level Limit Line Margin (dB) Read Level Ant Factor Cable Loss Preamp Factor APos TPos Remark MHz dBuV/m dBuV/m dBuV dB/m dB dB cm deg 1 5443.51 47.87 54.00 -6.13 34.87 35.93 9.68 32.61 300 287 AVERAGE	Blank

Mode	27	
	Band Edge - L	
	U-NII-2C_5.47-5.725_802.11ac VHT80_CH106_5530MHz	
ANT	CDD 14+15	
Pol.	Horizontal	Fundamental
Peak	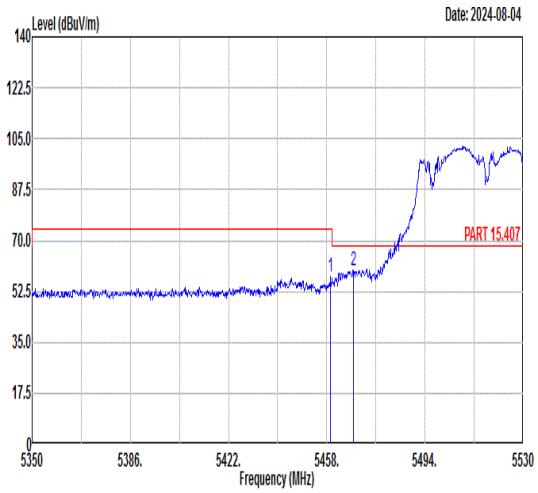 Freq Level Limit Line Margin (dB) Read Level Ant Factor Cable Loss Preamp Factor APos TPos Remark 1 5459.44 57.49 74.00 -16.51 44.49 35.92 9.69 32.61 100 37 PEAK 2 5467.90 59.75 68.30 -8.55 46.75 35.92 9.69 32.61 100 37 PEAK	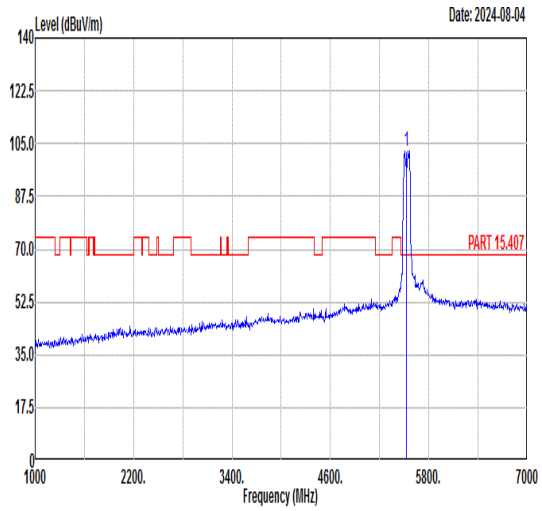 Freq Level Limit Line Margin (dB) Read Level Ant Factor Cable Loss Preamp Factor APos TPos Remark 1 5530.00 102.70 ------ ------ 89.60 35.99 9.74 32.63 100 37 PEAK
Avg	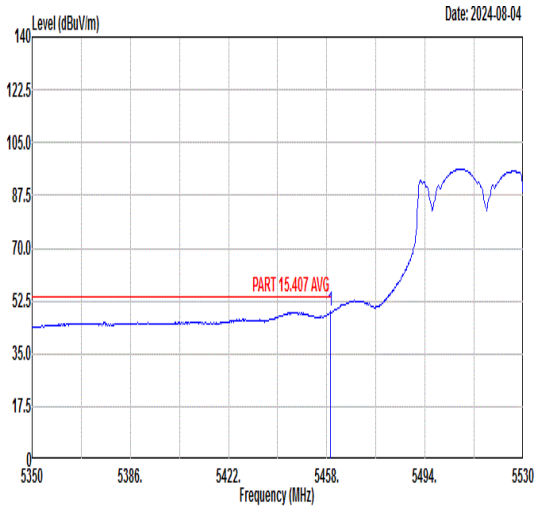 Freq Level Limit Line Margin (dB) Read Level Ant Factor Cable Loss Preamp Factor APos TPos Remark 1 5459.44 48.89 54.00 -5.11 35.89 35.92 9.69 32.61 100 37 AVERAGE	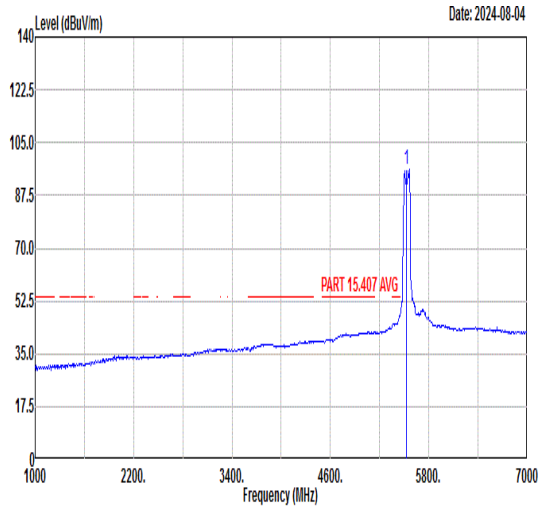 Freq Level Limit Line Margin (dB) Read Level Ant Factor Cable Loss Preamp Factor APos TPos Remark 1 5530.00 96.10 ------ ------ 83.00 35.99 9.74 32.63 100 37 AVERAGE

Mode	27	
	Band Edge - R	
	U-NII-2C_5.47-5.725_802.11ac VHT80_CH106_5530MHz	
ANT	CDD 14+15	
Pol.	Horizontal	Fundamental
Peak	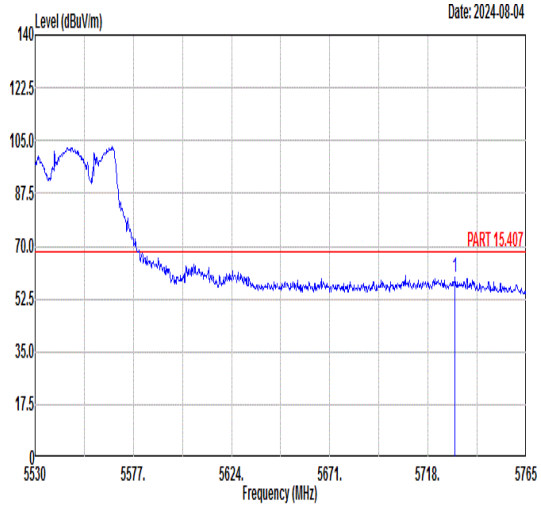 Freq Level Limit Line Margin (dB) Read Level Ant Factor Cable Loss Preamp Factor APos TPos Remark MHz dBuV/m dBuV/m dBuV dB/m dB dB cm deg 1 5730.93 59.59 68.30 -8.71 46.03 36.22 10.03 32.69 100 37 PEAK	Blank

Mode	27	
	Band Edge - L	
	U-NII-2C_5.47-5.725_802.11ac VHT80_CH106_5530MHz	
ANT	CDD 14+15	
Pol.	Vertical	Fundamental
Peak	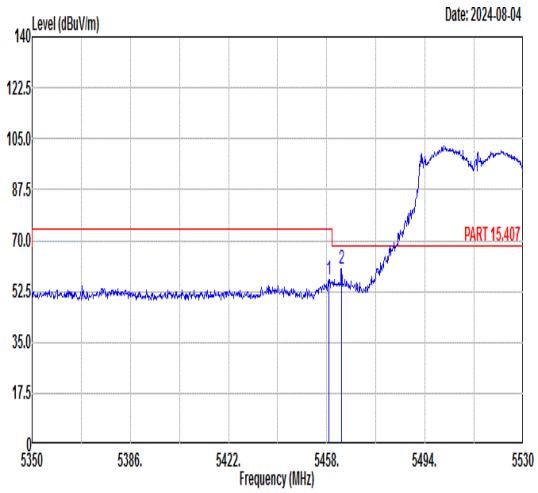 Freq Level Limit Line Margin (dB) Read Level Ant Factor Cable Loss Preamp Factor APos TPos Remark 1 5458.90 56.59 74.00 -17.41 43.59 35.92 9.69 32.61 111 277 PEAK 2 5463.40 60.05 68.30 -8.25 47.05 35.92 9.69 32.61 111 277 PEAK	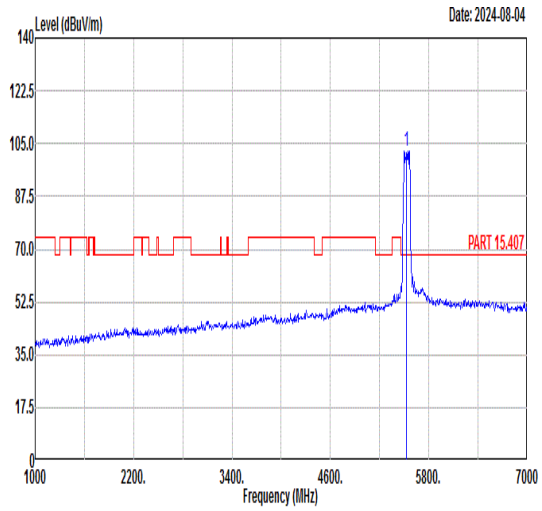 Freq Level Limit Line Margin (dB) Read Level Ant Factor Cable Loss Preamp Factor APos TPos Remark 1 5530.00 102.56 ------ ------ 89.49 35.96 9.73 32.62 111 277 PEAK
Avg	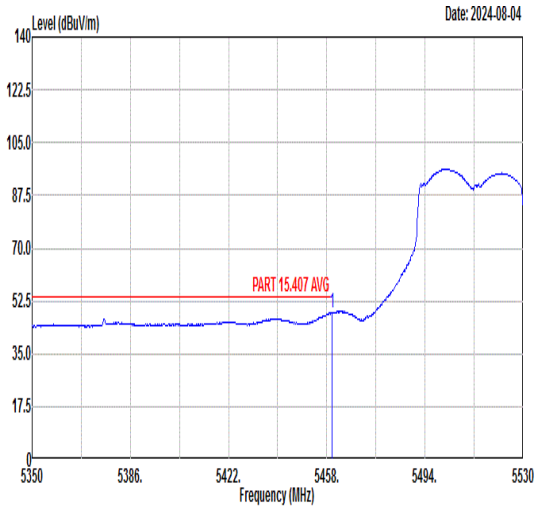 Freq Level Limit Line Margin (dB) Read Level Ant Factor Cable Loss Preamp Factor APos TPos Remark 1 5459.98 48.78 54.00 -5.22 35.78 35.92 9.69 32.61 111 277 AVERAGE	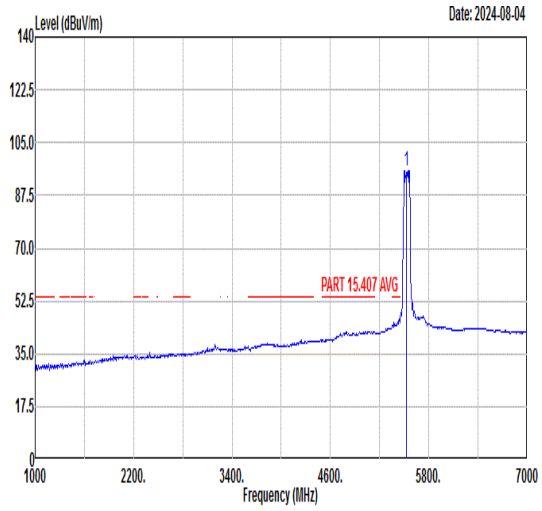 Freq Level Limit Line Margin (dB) Read Level Ant Factor Cable Loss Preamp Factor APos TPos Remark 1 5530.00 95.84 ------ ------ 82.77 35.96 9.73 32.62 111 277 AVERAGE

Mode	27	
	Band Edge - R	
	U-NII-2C_5.47-5.725_802.11ac VHT80_CH106_5530MHz	
ANT	CDD 14+15	
Pol.	Vertical	Fundamental
Peak	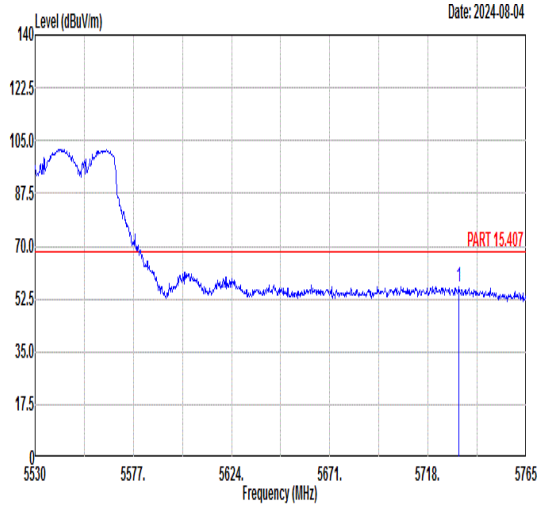 Freq Level Limit Line Margin (dB) Read Level Ant Factor Cable Loss Preamp Factor APos TPos Remark MHz dBuV/m dBuV/m dBuV dB/m dB dB cm deg 1 5732.81 56.43 68.30 -11.87 42.85 36.23 10.04 32.69 111 277 PEAK	Blank

Mode	28	
	Band Edge - L	
	U-NII-2C_5.47-5.725_802.11ac VHT80_CH122_5610MHz	
ANT	CDD 14+15	
Pol.	Horizontal	Fundamental
Peak	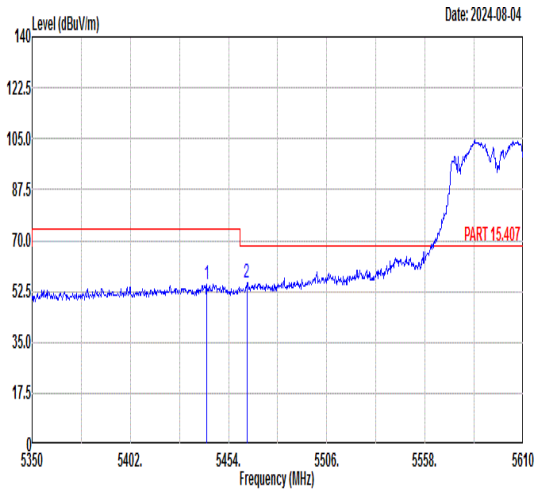 Freq Level Limit Line Margin (dB) Read Level Ant Factor Cable Loss Preamp Factor APos TPos Remark 1 5442.56 54.80 74.00 -19.20 41.80 35.93 9.68 32.61 100 22 PEAK 2 5463.62 55.34 68.30 -12.96 42.34 35.92 9.69 32.61 100 22 PEAK	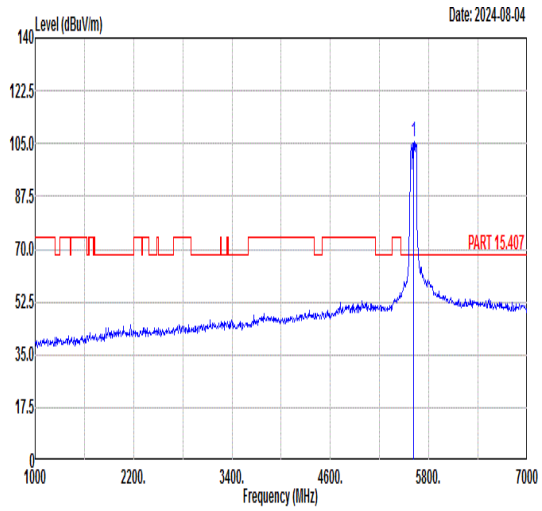 Freq Level Limit Line Margin (dB) Read Level Ant Factor Cable Loss Preamp Factor APos TPos Remark 1 5610.00 105.90 ------ ------ 92.66 36.08 9.81 32.65 100 22 PEAK
Avg	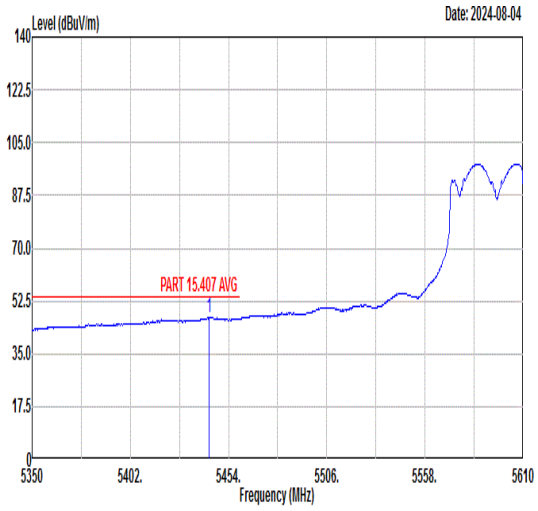 Freq Level Limit Line Margin (dB) Read Level Ant Factor Cable Loss Preamp Factor APos TPos Remark 1 5443.86 47.00 54.00 -7.00 34.00 35.93 9.68 32.61 100 22 AVERAGE	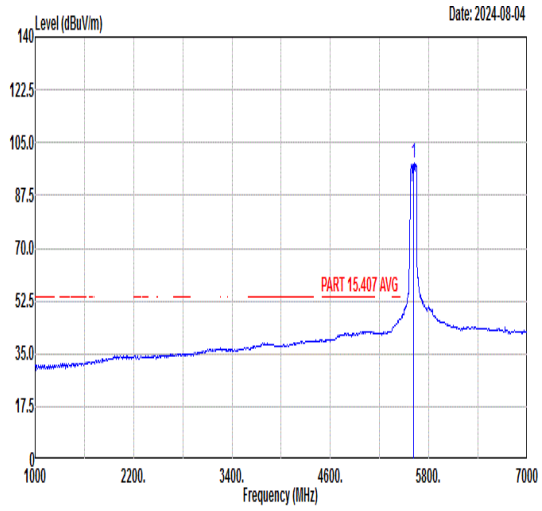 Freq Level Limit Line Margin (dB) Read Level Ant Factor Cable Loss Preamp Factor APos TPos Remark 1 5610.00 98.43 ------ ------ 85.19 36.08 9.81 32.65 100 22 AVERAGE

Mode	28	
	Band Edge - R	
	U-NII-2C_5.47-5.725_802.11ac VHT80_CH122_5610MHz	
ANT	CDD 14+15	
Pol.	Horizontal	Fundamental
Peak	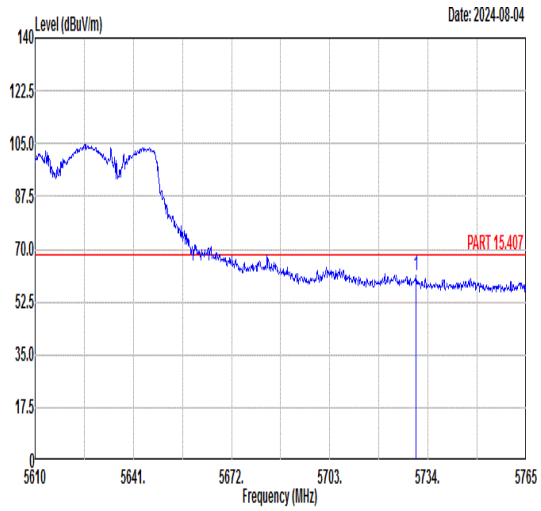 Freq Level Limit Line Margin (dB) Read Level Ant Factor Cable Loss Preamp Factor APos TPos Remark MHz dBuV/m dBuV/m dBuV dB/m dB dB cm deg 1 5730.28 61.35 68.30 -6.95 47.79 36.22 10.03 32.69 100 22 PEAK	Blank

Mode	28	
	Band Edge - L	
	U-NII-2C_5.47-5.725_802.11ac VHT80_CH122_5610MHz	
ANT	CDD 14+15	
Pol.	Vertical	Fundamental
Peak	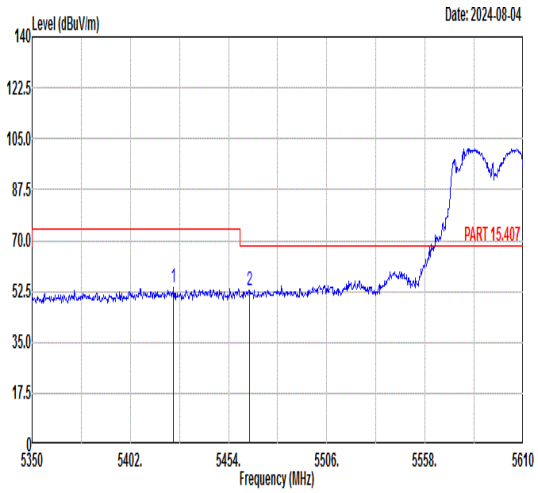 Freq Level Limit Line Margin (dB) Read Level Ant Factor Cable Loss Preamp Factor APos TPos Remark 1 5424.88 53.93 74.00 -20.07 40.93 35.95 9.67 32.62 100 264 PEAK 2 5464.92 52.86 68.30 -15.44 39.86 35.92 9.69 32.61 100 264 PEAK	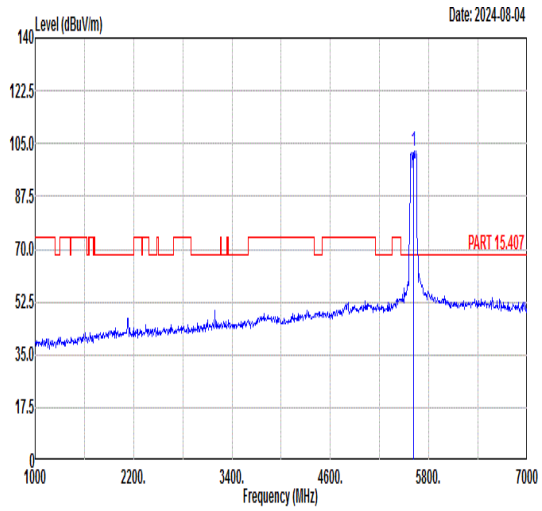 Freq Level Limit Line Margin (dB) Read Level Ant Factor Cable Loss Preamp Factor APos TPos Remark 1 5610.00 102.72 ------ ------ 89.48 36.08 9.81 32.65 100 264 PEAK
Avg	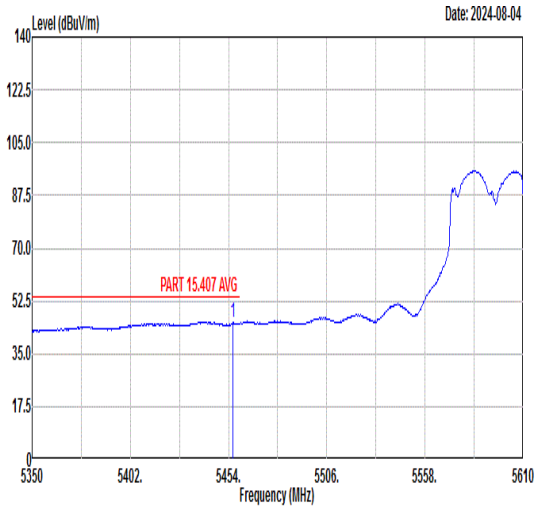 Freq Level Limit Line Margin (dB) Read Level Ant Factor Cable Loss Preamp Factor APos TPos Remark 1 5456.34 45.67 54.00 -8.33 32.66 35.93 9.69 32.61 100 264 AVERAGE	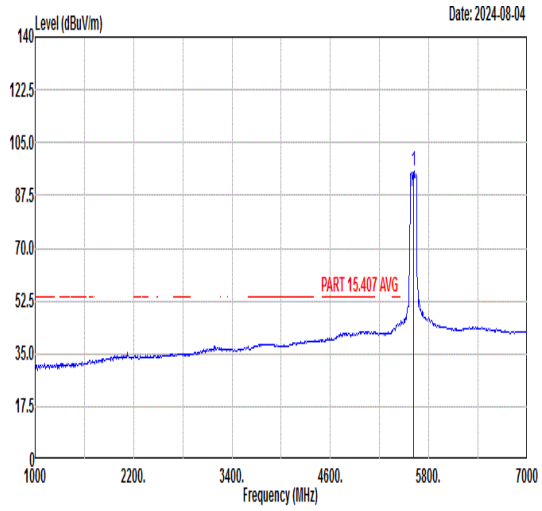 Freq Level Limit Line Margin (dB) Read Level Ant Factor Cable Loss Preamp Factor APos TPos Remark 1 5610.00 95.72 ------ ------ 82.48 36.08 9.81 32.65 100 264 AVERAGE

Mode	28	
	Band Edge - R	
	U-NII-2C_5.47-5.725_802.11ac VHT80_CH122_5610MHz	
ANT	CDD 14+15	
Pol.	Vertical	Fundamental
Peak	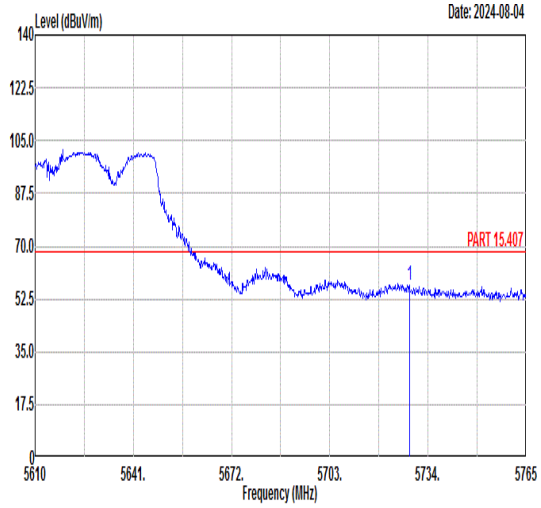 Freq Level Limit Line Margin (dB) Read Level Ant Factor Cable Loss Preamp Factor APos TPos Remark MHz dBuV/m dBuV/m dBuV dB/m dB dB cm deg 1 5728.11 57.07 68.30 -11.23 43.51 36.22 10.03 32.69 100 264 PEAK	Blank

Mode	29	
	Band Edge - L	
	U-NII-2A_5.15-5.35_802. 11ac VHT160 _CH50_5250MHz	
ANT	CDD 14+15	
Pol.	Horizontal	Fundamental
Peak	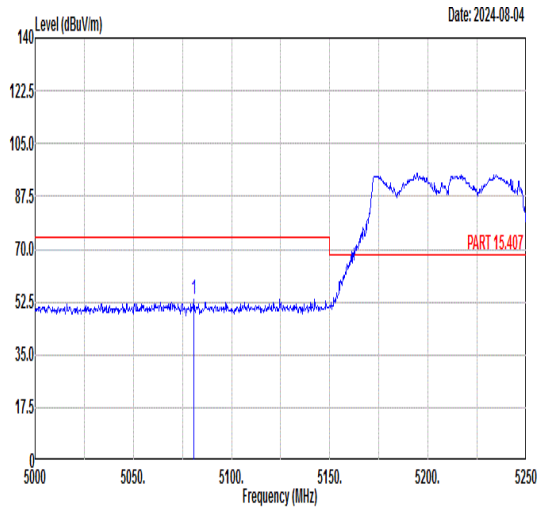 Freq Level Limit Line Margin (dB) Read Level Ant Factor Cable Loss Preamp Factor APos TPos Remark MHz dBuV/m dBuV/m dBuV dB/m dB dB cm deg 1 5080.75 53.35 74.00 -20.65 41.47 36.15 8.41 32.68 232 295 PEAK	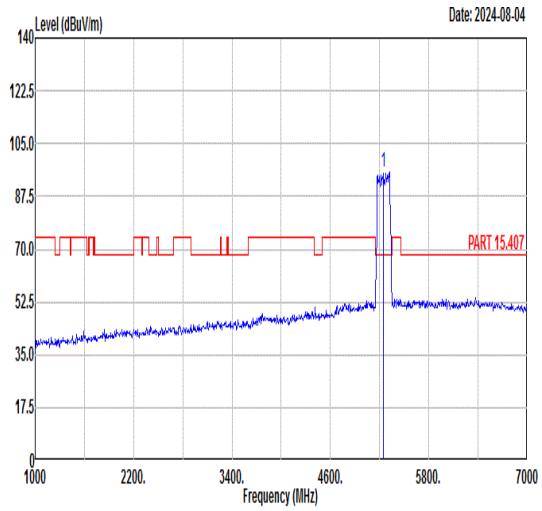 Freq Level Limit Line Margin (dB) Read Level Ant Factor Cable Loss Preamp Factor APos TPos Remark MHz dBuV/m dBuV/m dBuV dB/m dB dB cm deg 1 5250.00 95.68 ------ ------ 83.10 36.01 9.21 32.64 232 295 PEAK
Avg	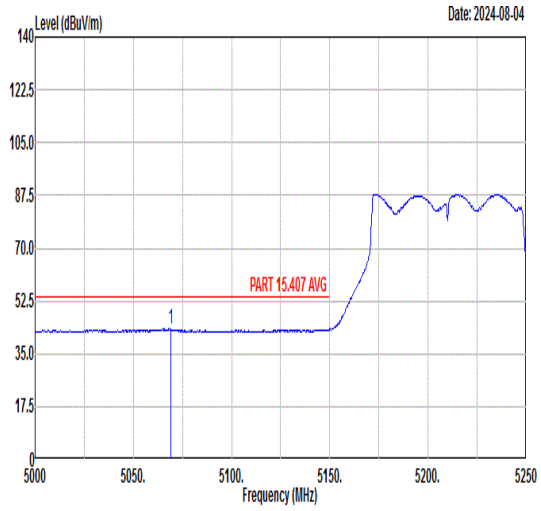 Freq Level Limit Line Margin (dB) Read Level Ant Factor Cable Loss Preamp Factor APos TPos Remark MHz dBuV/m dBuV/m dBuV dB/m dB dB cm deg 1 5069.25 43.15 54.00 -10.85 31.29 36.16 8.39 32.69 232 295 AVERAGE	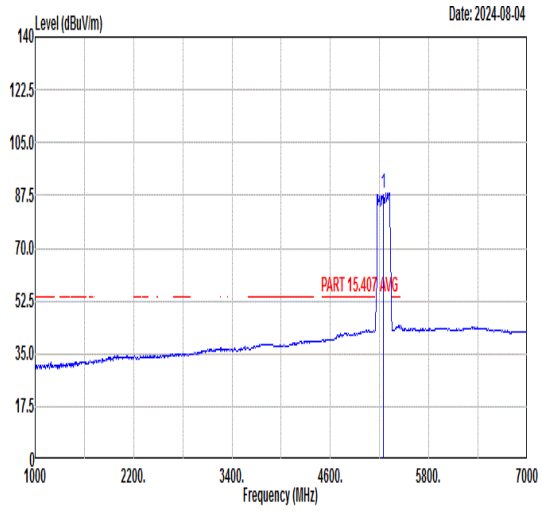 Freq Level Limit Line Margin (dB) Read Level Ant Factor Cable Loss Preamp Factor APos TPos Remark MHz dBuV/m dBuV/m dBuV dB/m dB dB cm deg 1 5250.00 88.37 ------ ------ 75.99 36.03 8.99 32.64 232 295 AVERAGE

Mode	29	
	Band Edge - R	
	U-NII-2A_5.15-5.35_802. 11ac VHT160 _CH50_5250MHz	
ANT	CDD 14+15	
Pol.	Horizontal	Fundamental
Peak	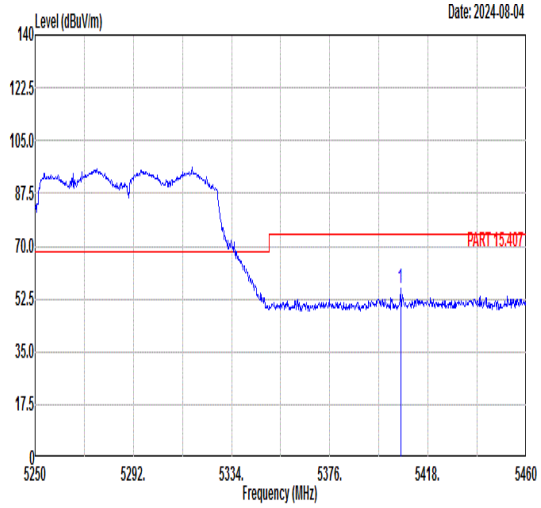 Freq Level Limit Line Margin (dB) Read Level Ant Factor Cable Loss Preamp Factor APos TPos Remark MHz dBuV/m dBuV/m dBuV dB/m dB dB cm deg 1 5406.24 55.78 74.00 -18.22 42.78 35.96 9.66 32.62 232 295 PEAK	Blank
Avg	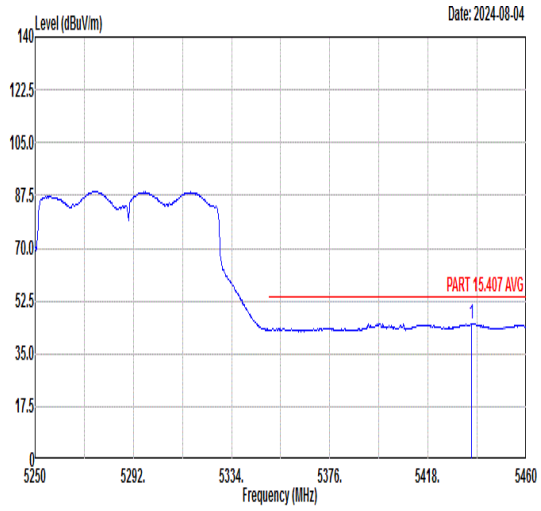 Freq Level Limit Line Margin (dB) Read Level Ant Factor Cable Loss Preamp Factor APos TPos Remark MHz dBuV/m dBuV/m dBuV dB/m dB dB cm deg 1 5436.69 45.04 54.00 -8.96 32.03 35.94 9.68 32.61 232 295 AVERAGE	Blank

Mode	29	
	Band Edge - L	
	U-NII-2A_5.15-5.35_802. 11ac VHT160 _CH50_5250MHz	
ANT	CDD 14+15	
Pol.	Vertical	Fundamental
Peak	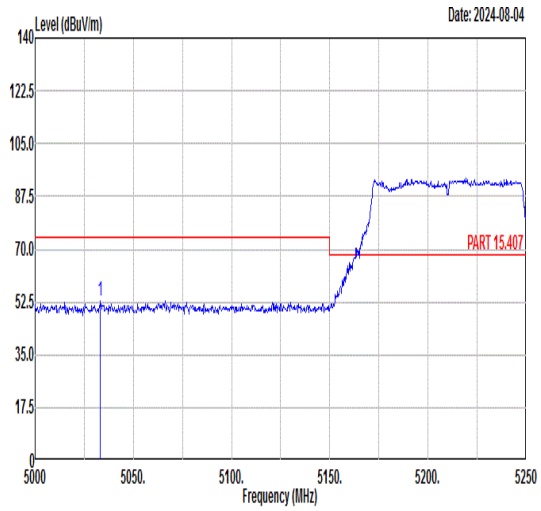 Freq Level Limit Line Margin (dB) Read Level Ant Factor Cable Loss Preamp Factor APos TPos Remark MHz dBuV/m dBuV/m dBuV dB/m dB dB cm deg 1 5033.25 53.02 74.00 -20.98 41.21 36.18 8.32 32.69 300 282 PEAK	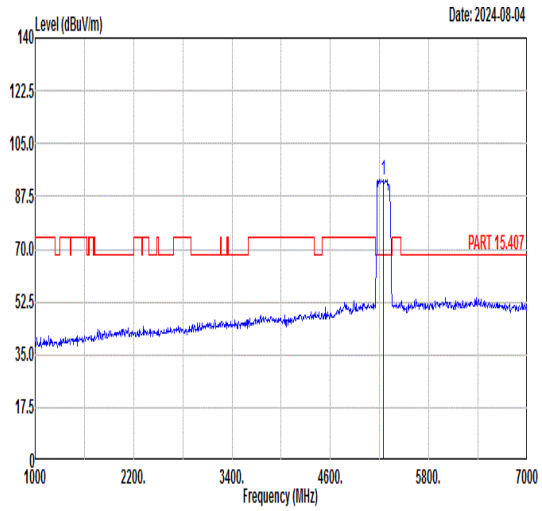 Freq Level Limit Line Margin (dB) Read Level Ant Factor Cable Loss Preamp Factor APos TPos Remark MHz dBuV/m dBuV/m dBuV dB/m dB dB cm deg 1 5250.00 93.02 ------ ------ 80.81 36.05 8.81 32.65 300 282 PEAK
Avg	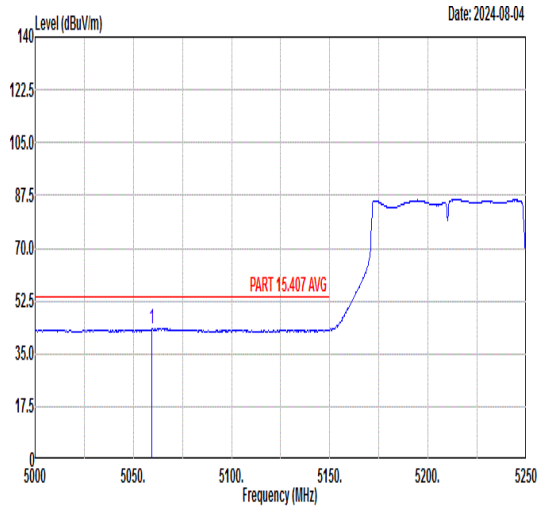 Freq Level Limit Line Margin (dB) Read Level Ant Factor Cable Loss Preamp Factor APos TPos Remark MHz dBuV/m dBuV/m dBuV dB/m dB dB cm deg 1 5059.50 43.31 54.00 -10.69 31.47 36.16 8.37 32.69 300 282 AVERAGE	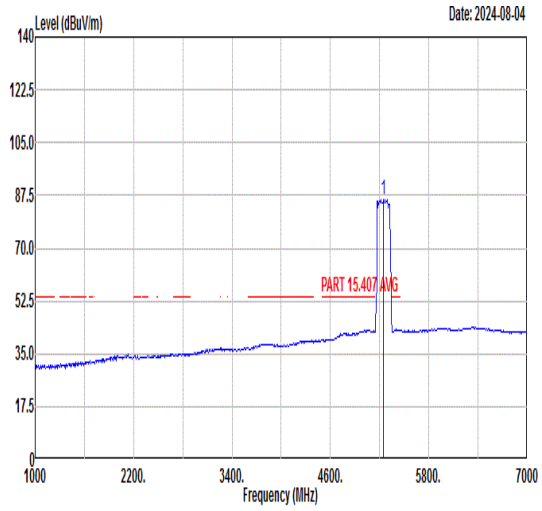 Freq Level Limit Line Margin (dB) Read Level Ant Factor Cable Loss Preamp Factor APos TPos Remark MHz dBuV/m dBuV/m dBuV dB/m dB dB cm deg 1 5250.00 86.35 ------ ------ 73.91 36.03 9.05 32.64 300 282 AVERAGE

Mode	29	
	Band Edge - R	
	U-NII-2A_5.15-5.35_802. 11ac VHT160 _CH50_5250MHz	
ANT	CDD 14+15	
Pol.	Vertical	Fundamental
Peak	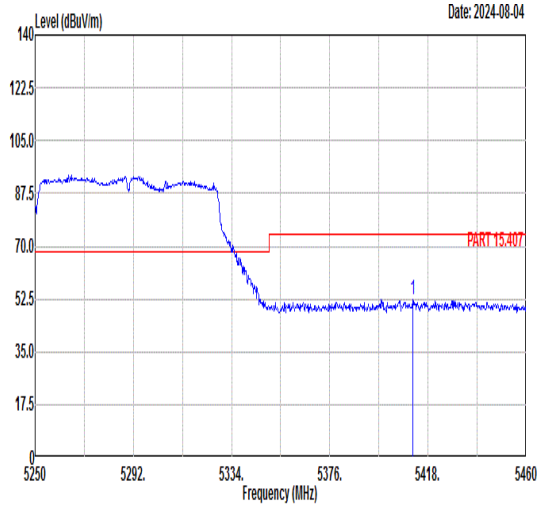 Freq Level Limit Line Margin (dB) Read Level Ant Factor Cable Loss Preamp Factor APos TPos Remark MHz dBuV/m dBuV/m dBuV dB/m dB dB cm deg 1 5411.49 52.21 74.00 -21.79 39.22 35.95 9.66 32.62 300 282 PEAK	Blank
Avg	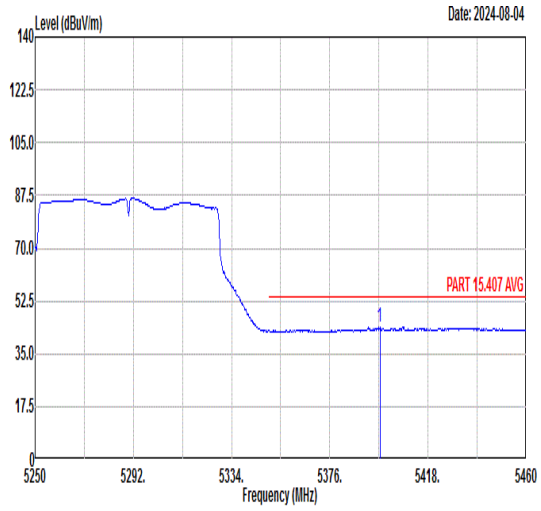 Freq Level Limit Line Margin (dB) Read Level Ant Factor Cable Loss Preamp Factor APos TPos Remark MHz dBuV/m dBuV/m dBuV dB/m dB dB cm deg 1 5397.42 43.88 54.00 -10.12 30.93 35.96 9.61 32.62 300 282 AVERAGE	Blank

Mode	30	
	Band Edge - L	
	U-NII-2C_5.47-5.725_802. 11ac VHT160 _CH114_5570MHz	
ANT	CDD 14+15	
Pol.	Horizontal	Fundamental
Peak	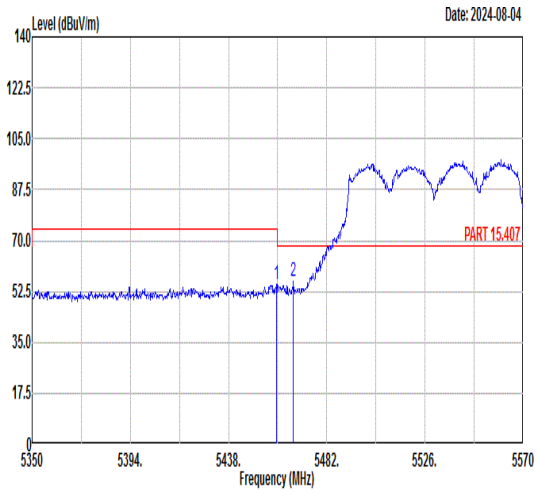 Freq Level Limit Line Margin (dB) Read Level Ant Factor Cable Loss Preamp Factor APos TPos Remark 1 5459.34 54.76 74.00 -19.24 41.76 35.92 9.69 32.61 103 356 PEAK 2 5467.04 55.78 68.30 -12.52 42.78 35.92 9.69 32.61 103 356 PEAK	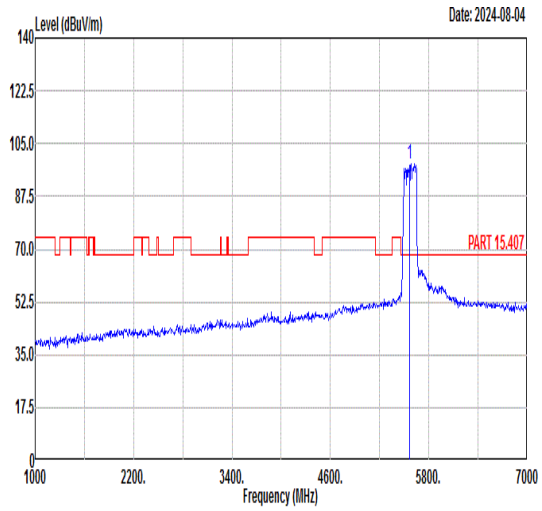 Freq Level Limit Line Margin (dB) Read Level Ant Factor Cable Loss Preamp Factor APos TPos Remark 1 5570.00 98.42 ------ ------ 85.20 36.07 9.80 32.65 103 356 PEAK
Avg	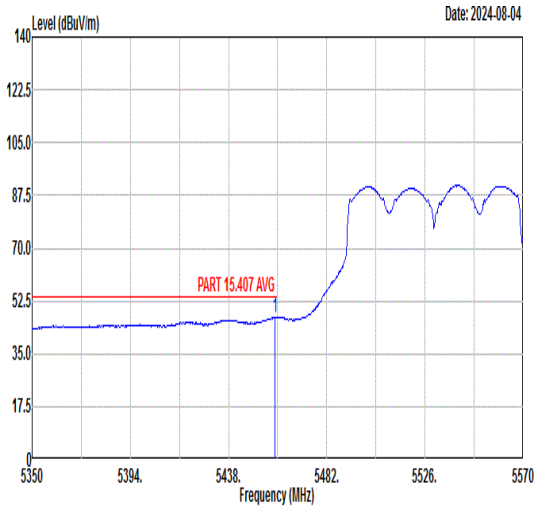 Freq Level Limit Line Margin (dB) Read Level Ant Factor Cable Loss Preamp Factor APos TPos Remark 1 5458.68 47.18 54.00 -6.82 34.18 35.92 9.69 32.61 103 356 AVERAGE	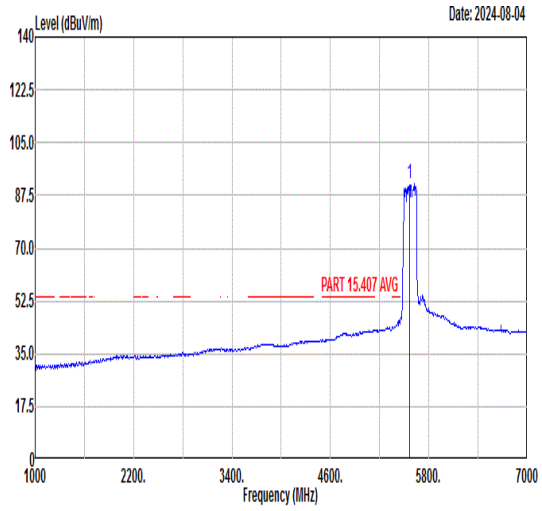 Freq Level Limit Line Margin (dB) Read Level Ant Factor Cable Loss Preamp Factor APos TPos Remark 1 5570.00 91.33 ------ ------ 78.11 36.07 9.80 32.65 103 356 AVERAGE

Mode	30	
	Band Edge - R	
	U-NII-2C_5.47-5.725_802. 11ac VHT160 _CH114_5570MHz	
ANT	CDD 14+15	
Pol.	Horizontal	Fundamental
Peak	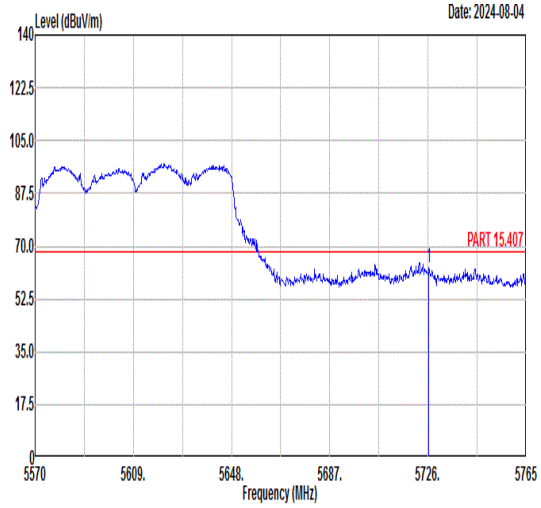 Freq Level Limit Line Margin (dB) Read Level Ant Factor Cable Loss Preamp Factor APos TPos Remark MHz dBuV/m dBuV/m dBuV dB/m dB dB cm deg 1 5726.39 62.67 68.30 -5.63 49.12 36.22 10.02 32.69 103 356 PEAK	Blank

Mode	30
	Band Edge - L
	U-NII-2C_5.47-5.725_802. 11ac VHT160 _CH114_5570MHz
ANT	CDD 14+15

Pol.	Vertical	Fundamental
Peak	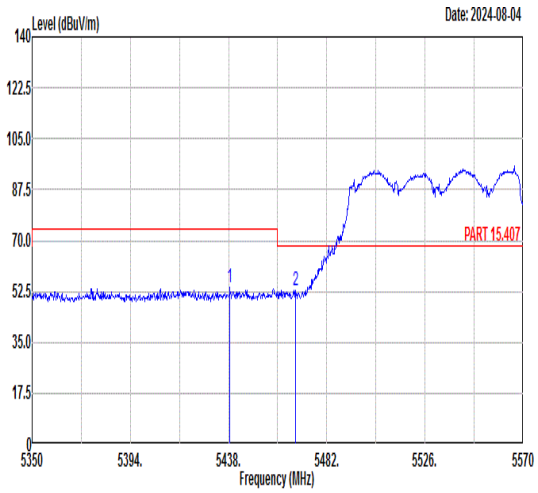 Freq Level Limit Line Margin (dB) Read Level Ant Factor Cable Loss Preamp Factor APos TPos Remark 1 5438.66 53.63 74.00 -20.37 40.62 35.94 9.68 32.61 100 260 PEAK 2 5467.92 52.86 68.30 -15.44 39.86 35.92 9.69 32.61 100 260 PEAK	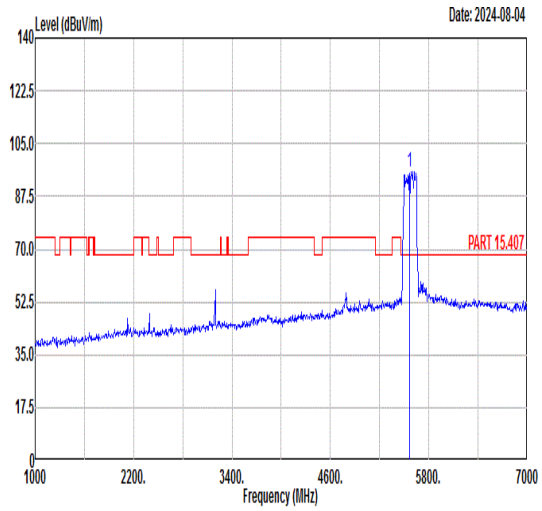 Freq Level Limit Line Margin (dB) Read Level Ant Factor Cable Loss Preamp Factor APos TPos Remark 1 5570.00 95.83 ------ ------ 82.59 36.08 9.81 32.65 100 260 PEAK
Avg	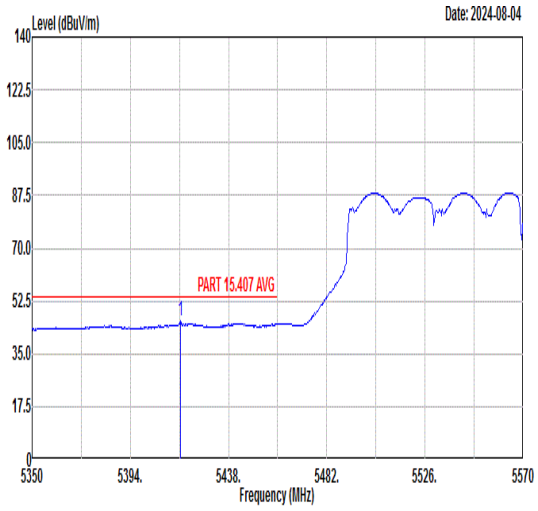 Freq Level Limit Line Margin (dB) Read Level Ant Factor Cable Loss Preamp Factor APos TPos Remark 1 5416.44 45.90 54.00 -8.10 32.91 35.95 9.66 32.62 100 260 AVERAGE	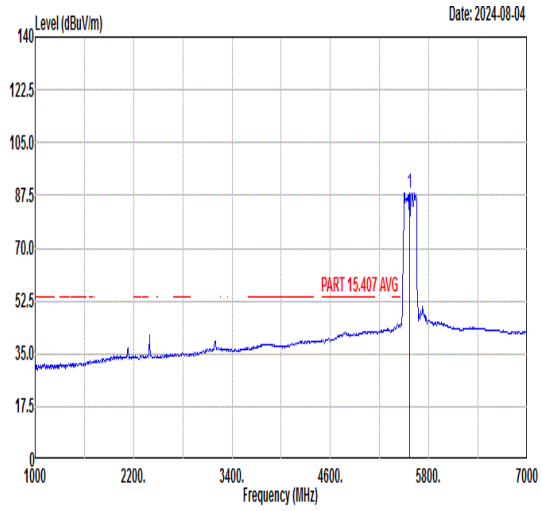 Freq Level Limit Line Margin (dB) Read Level Ant Factor Cable Loss Preamp Factor APos TPos Remark 1 5570.00 88.37 ------ ------ 75.13 36.08 9.81 32.65 100 260 AVERAGE

Mode	30	
	Band Edge - R	
	U-NII-2C_5.47-5.725_802. 11ac VHT160 _CH114_5570MHz	
ANT	CDD 14+15	
Pol.	Vertical	Fundamental
Peak	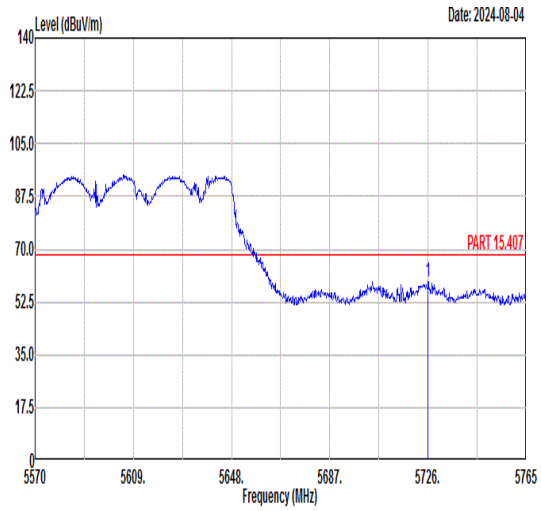 Freq Level Limit Line Margin (dB) Read Level Ant Factor Cable Loss Preamp Factor APos TPos Remark MHz dBuV/m dBuV/m dBuV dB/m dB dB cm deg 1 5726.00 59.05 68.30 -9.25 45.50 36.22 10.02 32.69 100 260 PEAK	Blank

Mode	31	
	Band Edge	
	U-NII-1_5.15-5.25_802.11ax HE20_CH36_Full RU_5180MHz	
ANT	CDD 14+15	
Pol.	Horizontal	Fundamental
Peak	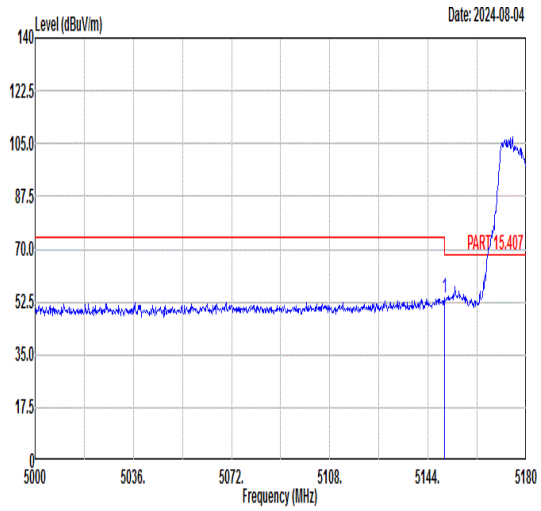 Freq Level Limit Line Margin (dB) Read Level Ant Factor Cable Loss Preamp Factor APos TPos Remark MHz dBuV/m dBuV/m dBuV dB/m dB dB cm deg 1 5149.94 54.10 74.00 -19.90 42.12 36.11 8.54 32.67 113 32 PEAK	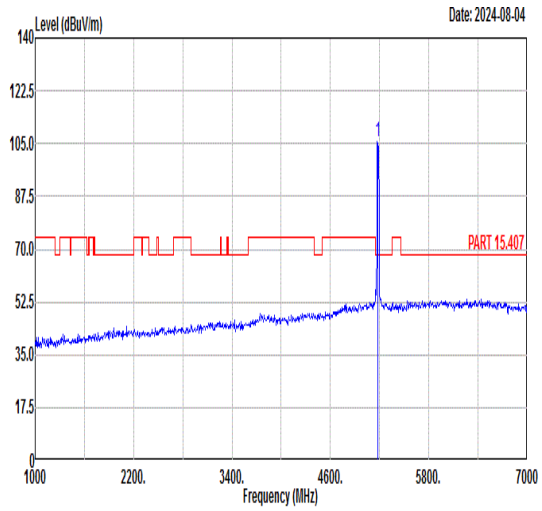 Freq Level Limit Line Margin (dB) Read Level Ant Factor Cable Loss Preamp Factor APos TPos Remark MHz dBuV/m dBuV/m dBuV dB/m dB dB cm deg 1 5180.00 105.43 ------ ------ 93.43 36.10 8.57 32.67 113 32 PEAK
Avg	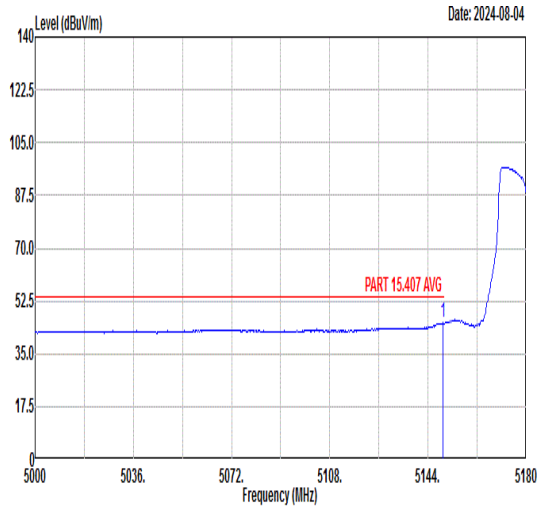 Freq Level Limit Line Margin (dB) Read Level Ant Factor Cable Loss Preamp Factor APos TPos Remark MHz dBuV/m dBuV/m dBuV dB/m dB dB cm deg 1 5149.40 45.35 54.00 -8.65 33.38 36.11 8.53 32.67 113 32 AVERAGE	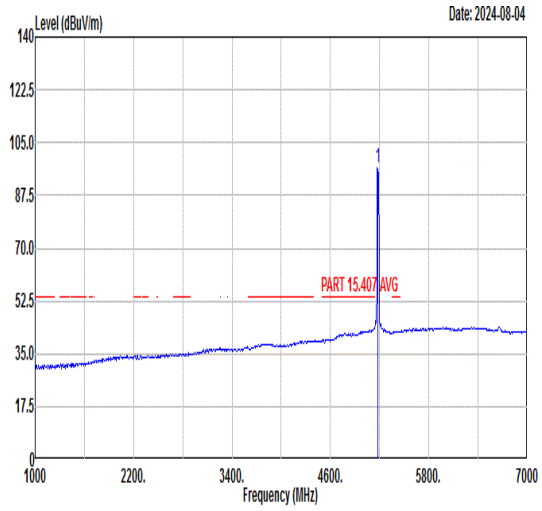 Freq Level Limit Line Margin (dB) Read Level Ant Factor Cable Loss Preamp Factor APos TPos Remark MHz dBuV/m dBuV/m dBuV dB/m dB dB cm deg 1 5180.00 96.66 ------ ------ 84.66 36.10 8.57 32.67 113 32 AVERAGE

Mode	31	
	Band Edge	
	U-NII-1_5.15-5.25_802.11ax HE20_CH36_Full RU_5180MHz	
ANT	CDD 14+15	
Pol.	Vertical	Fundamental
Peak	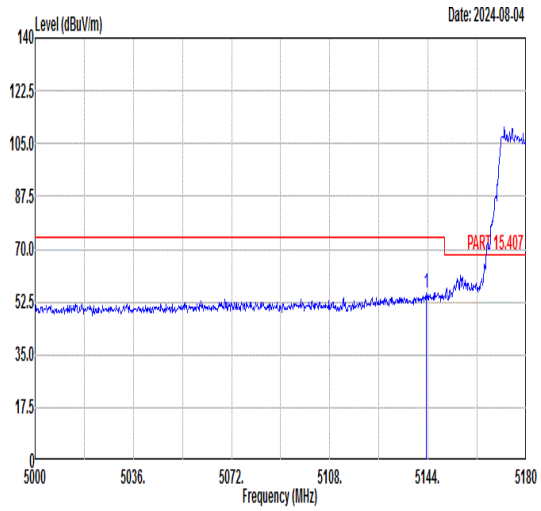 Freq Level Limit Line Margin (dB) Read Level Ant Factor Cable Loss Preamp Factor APos TPos Remark MHz dBuV/m dBuV/m dBuV dB/m dB dB cm deg 1 5143.28 55.63 74.00 -18.37 43.67 36.11 8.52 32.67 249 282 PEAK	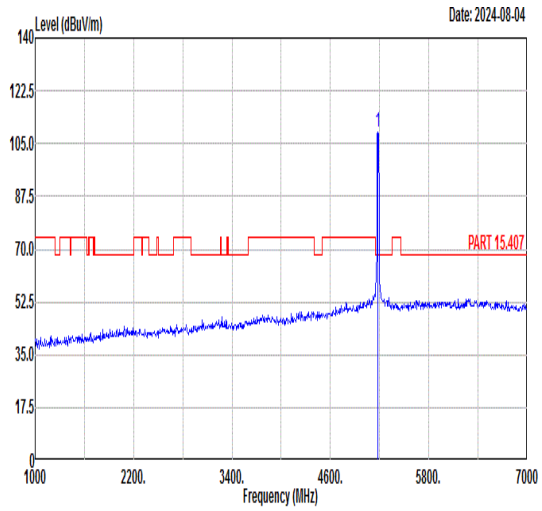 Freq Level Limit Line Margin (dB) Read Level Ant Factor Cable Loss Preamp Factor APos TPos Remark MHz dBuV/m dBuV/m dBuV dB/m dB dB cm deg 1 5180.00 108.67 ------ ------ 96.66 36.09 8.58 32.66 249 282 PEAK
Avg	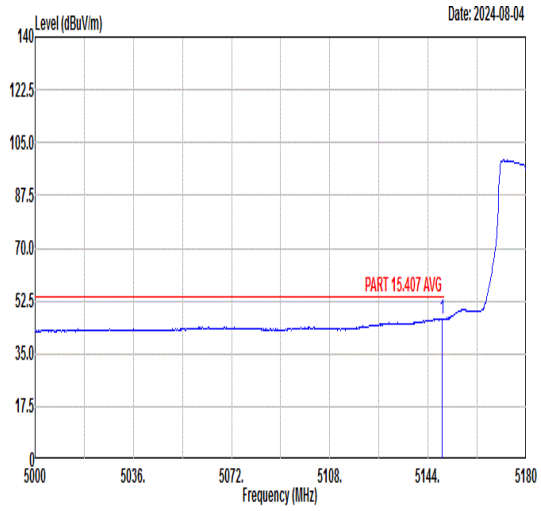 Freq Level Limit Line Margin (dB) Read Level Ant Factor Cable Loss Preamp Factor APos TPos Remark MHz dBuV/m dBuV/m dBuV dB/m dB dB cm deg 1 5149.22 46.64 54.00 -7.36 34.67 36.11 8.53 32.67 249 282 AVERAGE	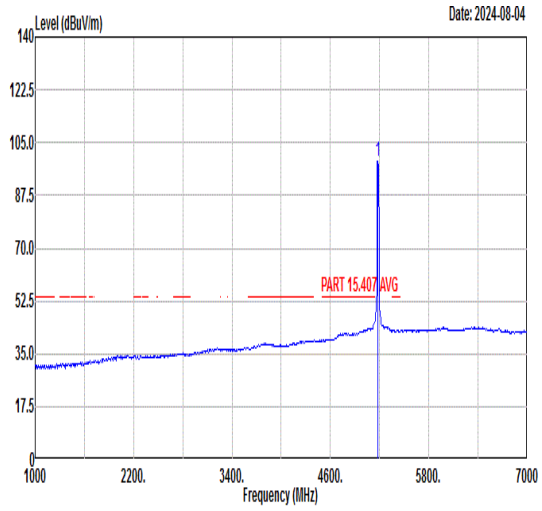 Freq Level Limit Line Margin (dB) Read Level Ant Factor Cable Loss Preamp Factor APos TPos Remark MHz dBuV/m dBuV/m dBuV dB/m dB dB cm deg 1 5180.00 98.88 ------ ------ 86.88 36.10 8.57 32.67 249 282 AVERAGE

Mode	31	
	Harmonic	
	U-NII-1_5.15-5.25_802.11ax HE20_CH36_Full RU_5180MHz	
ANT	CDD 14+15	
Pol.	Horizontal	Vertical
Peak Avg	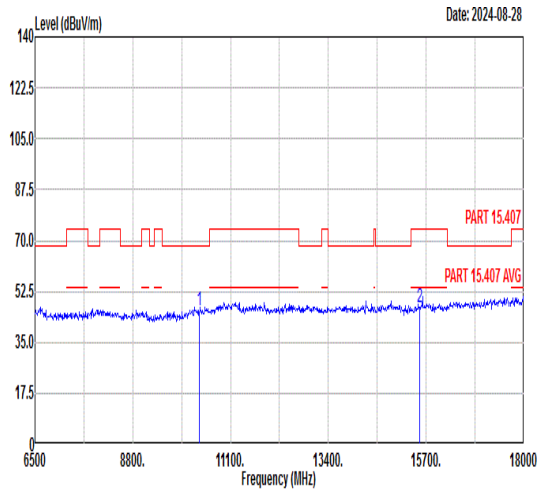 Freq Level Limit Line Margin Read Level Ant Factor Cable Loss Preamp Factor APos TPos Remark MHz dBuV/m dBuV/m dB dBuV dB/m dB dB cm deg 1 10360.00 45.73 68.30 -22.57 46.41 38.74 12.06 51.48 --- --- Peak 2 15540.00 46.95 74.00 -27.05 44.12 40.73 14.58 52.48 --- --- Peak	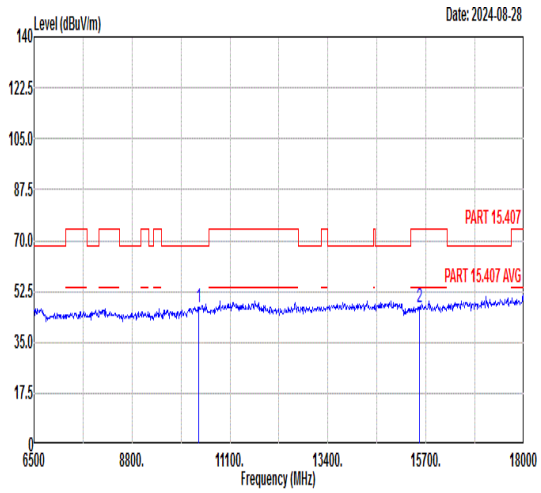 Freq Level Limit Line Margin Read Level Ant Factor Cable Loss Preamp Factor APos TPos Remark MHz dBuV/m dBuV/m dB dBuV dB/m dB dB cm deg 1 10360.00 47.24 68.30 -21.06 47.92 38.74 12.06 51.48 --- --- Peak 2 15540.00 47.06 74.00 -26.94 44.23 40.73 14.58 52.48 --- --- Peak

Mode	32	
	Harmonic	
	U-NII-1_5.15-5.25_802.11ax HE20_CH44_Full RU_5220MHz	
ANT	CDD 14+15	
Pol.	Horizontal	Vertical
Peak Avg	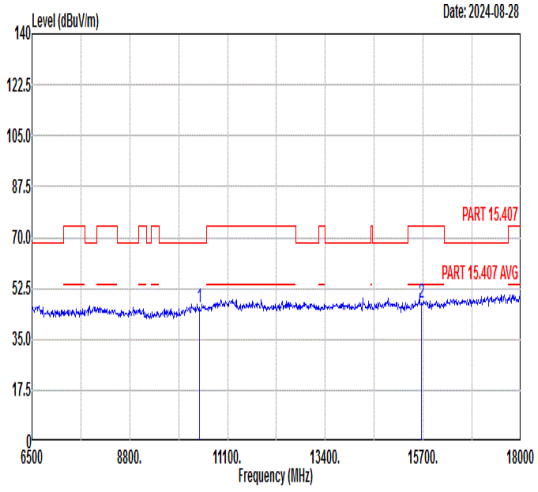 Freq Level Limit Line Margin Read Level Ant Factor Cable Loss Preamp Factor APos TPos Remark MHz dBuV/m dBuV/m dB dBuV dB/m dB dB cm deg 1 10440.00 45.86 68.30 -22.44 46.28 38.78 12.12 51.32 --- --- Peak 2 15660.00 47.39 74.00 -26.61 44.48 40.83 14.64 52.56 --- --- Peak	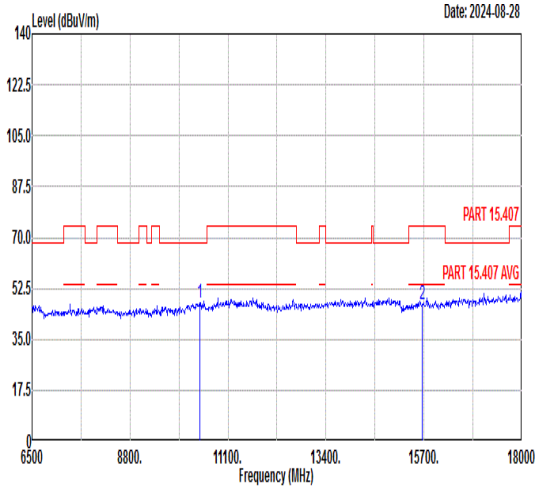 Freq Level Limit Line Margin Read Level Ant Factor Cable Loss Preamp Factor APos TPos Remark MHz dBuV/m dBuV/m dB dBuV dB/m dB dB cm deg 1 10440.00 47.39 68.30 -20.91 47.81 38.78 12.12 51.32 --- --- Peak 2 15660.00 47.25 74.00 -26.75 44.34 40.83 14.64 52.56 --- --- Peak

Mode	33	
	Harmonic	
	U-NII-1_5.15-5.25_802.11ax HE20_CH48_Full RU_5240MHz	
ANT	CDD 14+15	
Pol.	Horizontal	Vertical
Peak Avg	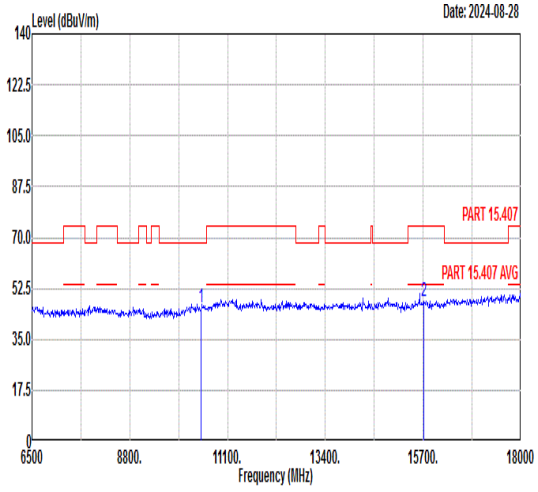 Freq Level Limit Line Margin Read Level Ant Factor Cable Loss Preamp Factor APos TPos Remark MHz dBuV/m dBuV/m dB dBuV dB/m dB dB cm deg 1 10480.00 46.12 68.30 -22.18 46.42 38.79 12.15 51.24 --- --- Peak 2 15720.00 48.16 74.00 -25.84 45.22 40.88 14.66 52.60 --- --- Peak	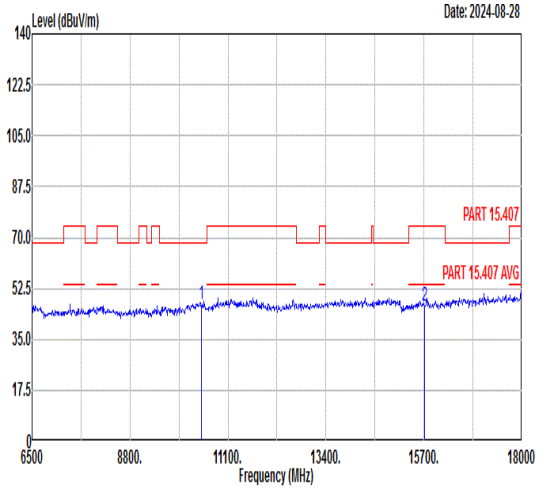 Freq Level Limit Line Margin Read Level Ant Factor Cable Loss Preamp Factor APos TPos Remark MHz dBuV/m dBuV/m dB dBuV dB/m dB dB cm deg 1 10480.00 46.89 68.30 -21.41 47.19 38.79 12.15 51.24 --- --- Peak 2 15720.00 46.63 74.00 -27.37 43.69 40.88 14.66 52.60 --- --- Peak

Mode	34	
	Harmonic	
	U-NII-2A_5.25-5.35_802.11ax HE20_CH52_Full RU_5260MHz	
ANT	CDD 14+15	
Pol.	Horizontal	Vertical
Peak Avg	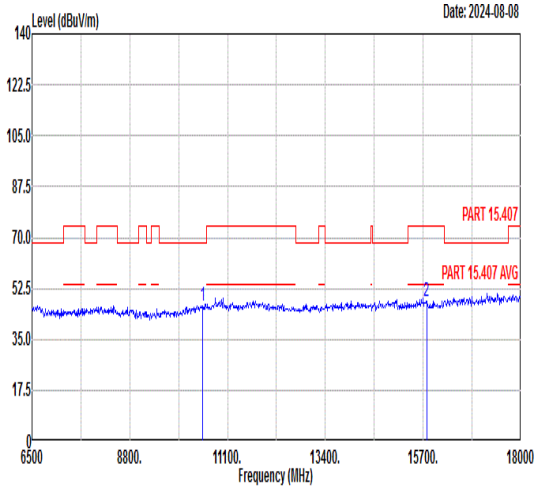 Freq Level Limit Line Margin Read Level Ant Factor Cable Loss Preamp Factor APos TPos Remark MHz dBuV/m dBuV/m dB dBuV dB/m dB dB cm deg 1 10520.00 46.72 68.30 -21.58 46.89 38.81 12.18 51.16 --- --- Peak 2 15780.00 48.30 74.00 -25.70 45.34 40.92 14.69 52.65 --- --- Peak	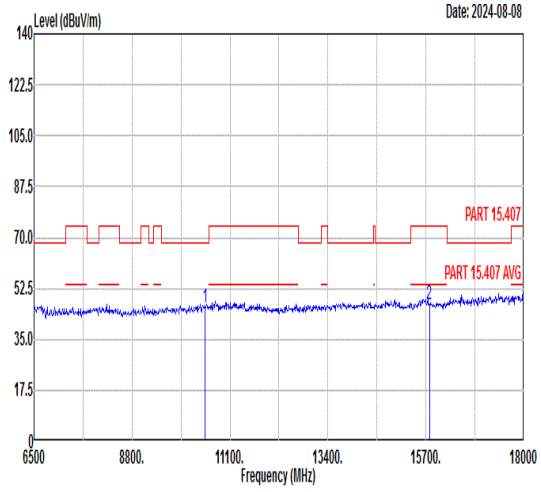 Freq Level Limit Line Margin Read Level Ant Factor Cable Loss Preamp Factor APos TPos Remark MHz dBuV/m dBuV/m dB dBuV dB/m dB dB cm deg 1 10520.00 45.93 68.30 -22.37 46.10 38.81 12.18 51.16 --- --- Peak 2 15780.00 47.16 74.00 -26.84 44.20 40.92 14.69 52.65 --- --- Peak

Mode	35	
	Harmonic	
	U-NII-2A_5.25-5.35_802.11ax HE20_CH60_Full RU_5300MHz	
ANT	CDD 14+15	
Pol.	Horizontal	Vertical
Peak Avg	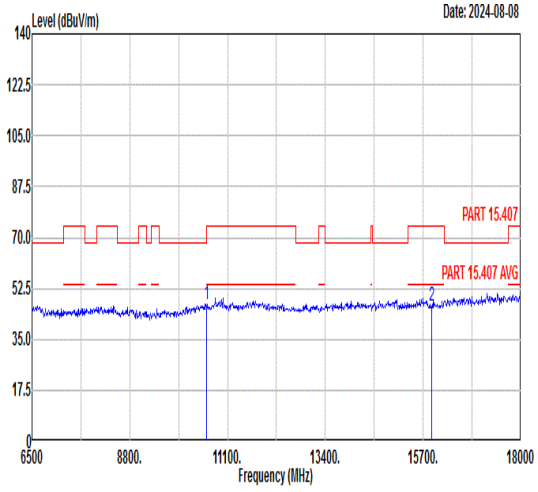 Freq Level Limit Line Margin Read Level Ant Factor Cable Loss Preamp Factor APos TPos Remark MHz dBuV/m dBuV/m dB dBuV dB/m dB dB cm deg 1 10600.00 46.78 74.00 -27.22 46.71 38.84 12.23 51.00 --- --- Peak 2 15900.00 46.30 74.00 -27.70 43.26 41.02 14.75 52.73 --- --- Peak	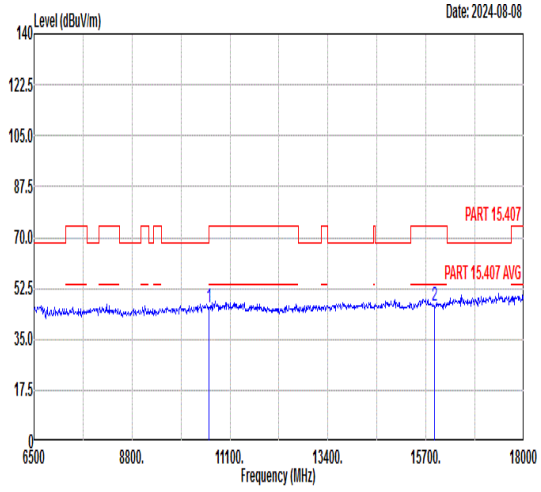 Freq Level Limit Line Margin Read Level Ant Factor Cable Loss Preamp Factor APos TPos Remark MHz dBuV/m dBuV/m dB dBuV dB/m dB dB cm deg 1 10600.00 46.09 74.00 -27.91 46.02 38.84 12.23 51.00 --- --- Peak 2 15900.00 46.67 74.00 -27.33 43.63 41.02 14.75 52.73 --- --- Peak

Mode	36	
	Band Edge	
	U-NII-2A_5.25-5.35_802.11ax HE20_CH64_Full RU_5320MHz	
ANT	CDD 14+15	
Pol.	Horizontal	Fundamental
Peak	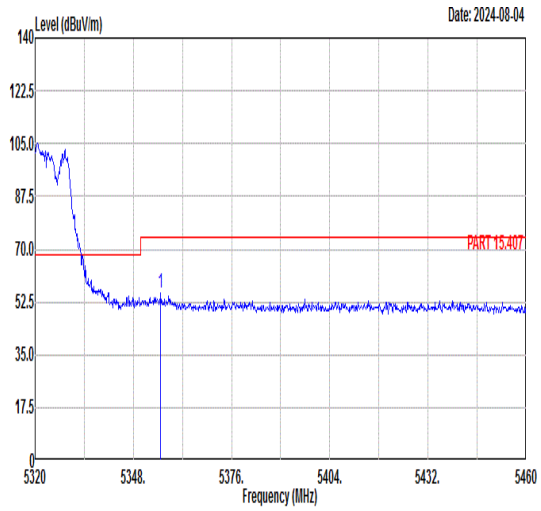 Freq Level Limit Line Margin (dB) Read Level Ant Factor Cable Loss Preamp Factor APos TPos Remark MHz dBuV/m dBuV/m dBuV dB/m dB dB cm deg 1 5355.84 55.72 74.00 -18.28 42.96 35.99 9.40 32.63 154 18 PEAK	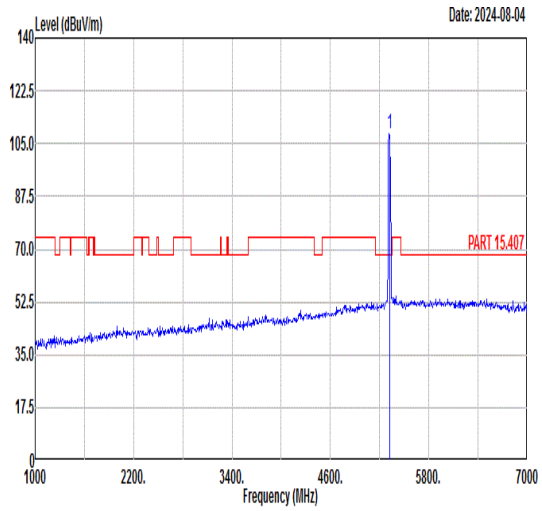 Freq Level Limit Line Margin (dB) Read Level Ant Factor Cable Loss Preamp Factor APos TPos Remark MHz dBuV/m dBuV/m dBuV dB/m dB dB cm deg 1 5320.00 108.27 ------ ------ 95.72 36.01 9.18 32.64 154 18 PEAK
Avg	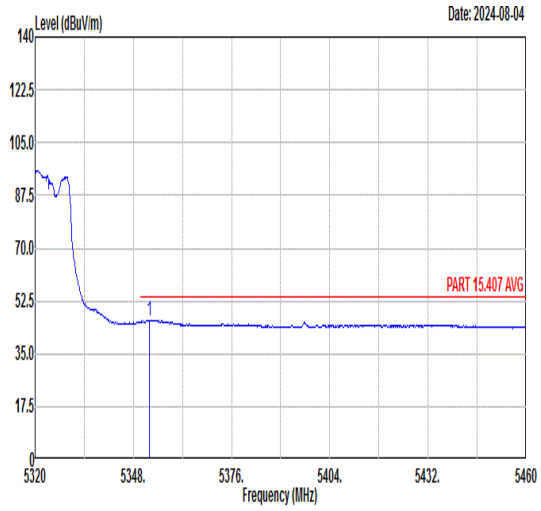 Freq Level Limit Line Margin (dB) Read Level Ant Factor Cable Loss Preamp Factor APos TPos Remark MHz dBuV/m dBuV/m dBuV dB/m dB dB cm deg 1 5352.62 46.20 54.00 -7.80 33.46 35.99 9.38 32.63 154 18 AVERAGE	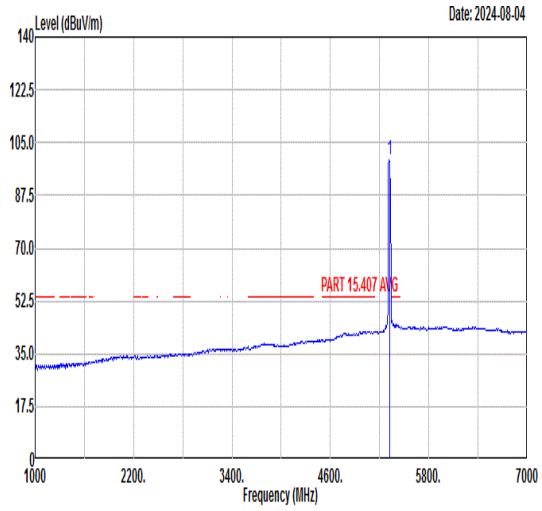 Freq Level Limit Line Margin (dB) Read Level Ant Factor Cable Loss Preamp Factor APos TPos Remark MHz dBuV/m dBuV/m dBuV dB/m dB dB cm deg 1 5320.00 99.14 ------ ------ 86.59 36.01 9.18 32.64 154 18 AVERAGE

Mode	36	
	Band Edge	
	U-NII-2A_5.25-5.35_802.11ax HE20_CH64_Full RU_5320MHz	
ANT	CDD 14+15	
Pol.	Vertical	Fundamental
Peak	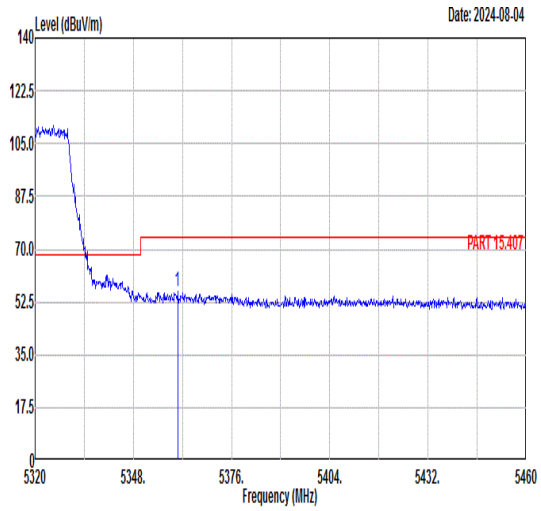 Freq Level Limit Line Margin (dB) Read Level Ant Factor Cable Loss Preamp Factor APos TPos Remark MHz dBuV/m dBuV/m dBuV dB/m dB dB cm deg 1 5360.60 55.75 74.00 -18.25 42.98 35.98 9.42 32.63 288 280 PEAK	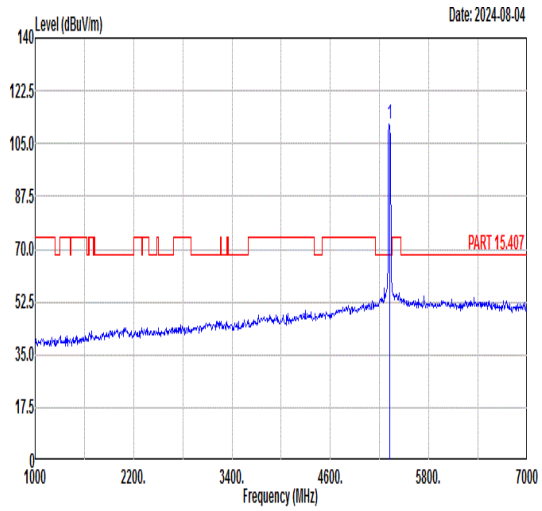 Freq Level Limit Line Margin (dB) Read Level Ant Factor Cable Loss Preamp Factor APos TPos Remark MHz dBuV/m dBuV/m dBuV dB/m dB dB cm deg 1 5320.00 111.32 ------ ------ 98.77 36.01 9.18 32.64 288 280 PEAK
Avg	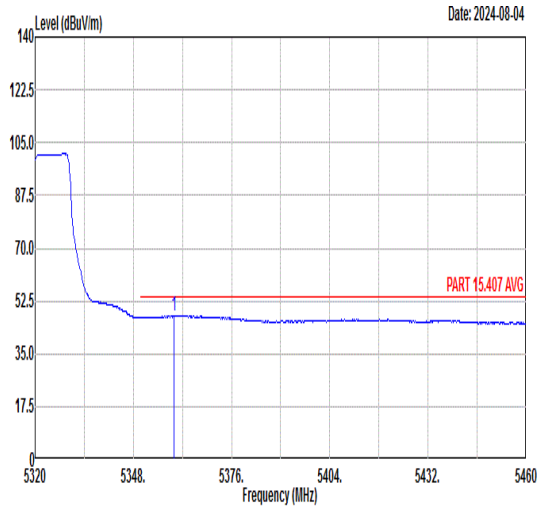 Freq Level Limit Line Margin (dB) Read Level Ant Factor Cable Loss Preamp Factor APos TPos Remark MHz dBuV/m dBuV/m dBuV dB/m dB dB cm deg 1 5359.48 47.62 54.00 -6.38 34.86 35.98 9.41 32.63 288 280 AVERAGE	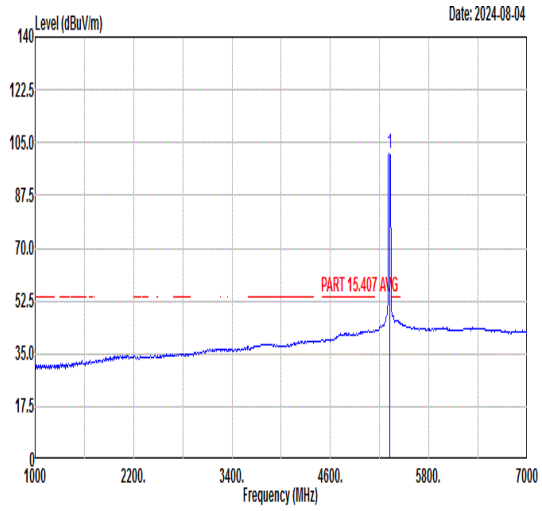 Freq Level Limit Line Margin (dB) Read Level Ant Factor Cable Loss Preamp Factor APos TPos Remark MHz dBuV/m dBuV/m dBuV dB/m dB dB cm deg 1 5320.00 101.21 ------ ------ 88.66 36.01 9.18 32.64 288 280 AVERAGE

Mode	36	
	Harmonic	
	U-NII-2A_5.25-5.35_802.11ax HE20_CH64_Full RU_5320MHz	
ANT	CDD 14+15	
Pol.	Horizontal	Vertical
Peak Avg	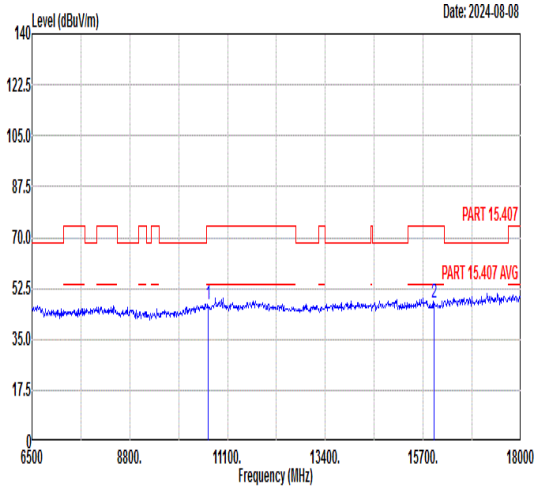 Freq Level Limit Line Margin Read Level Ant Factor Cable Loss Preamp Factor APos TPos Remark MHz dBuV/m dBuV/m dB dBuV dB/m dB dB cm deg 1 10640.00 46.80 74.00 -27.20 46.60 38.86 12.26 50.92 --- --- Peak 2 15960.00 47.42 74.00 -26.58 44.35 41.07 14.77 52.77 --- --- Peak	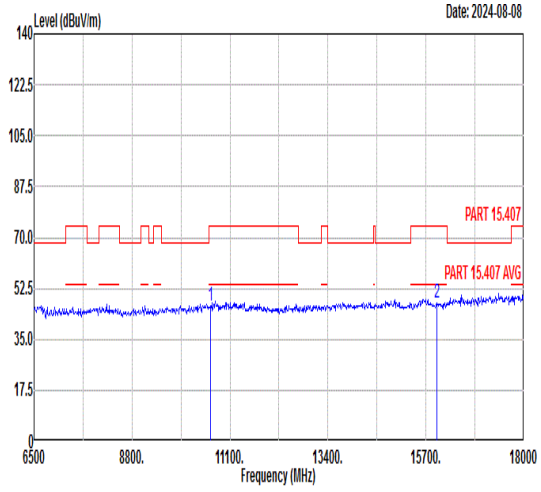 Freq Level Limit Line Margin Read Level Ant Factor Cable Loss Preamp Factor APos TPos Remark MHz dBuV/m dBuV/m dB dBuV dB/m dB dB cm deg 1 10640.00 46.27 74.00 -27.73 46.07 38.86 12.26 50.92 --- --- Peak 2 15960.00 47.42 74.00 -26.58 44.35 41.07 14.77 52.77 --- --- Peak

Mode	37	
	Band Edge	
	U-NII-2C_5.47-5.725_802.11ax HE20_CH100_Full RU_5500MHz	
ANT	CDD 14+15	
Pol.	Horizontal	Fundamental
Peak	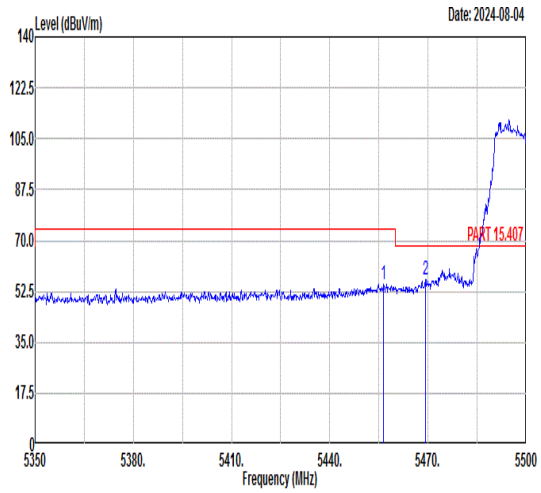 Freq Level Limit Line Margin (dB) Read Level Ant Factor Cable Loss Preamp Factor APos TPos Remark 1 5456.50 55.07 74.00 -18.93 42.06 35.93 9.69 32.61 103 17 PEAK 2 5469.25 56.53 68.30 -11.77 43.53 35.92 9.69 32.61 103 17 PEAK	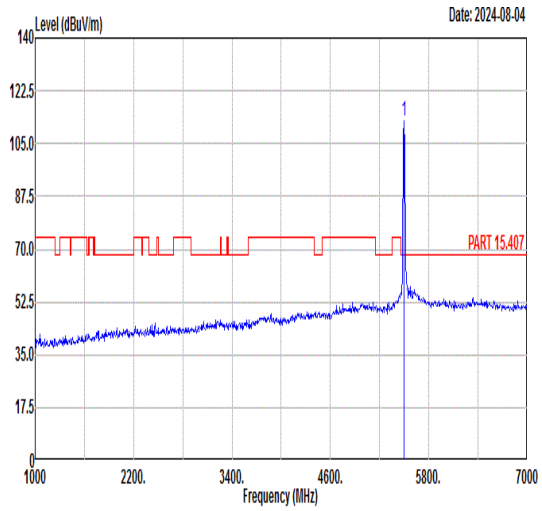 Freq Level Limit Line Margin (dB) Read Level Ant Factor Cable Loss Preamp Factor APos TPos Remark 1 5500.00 112.54 ------ ------ 99.54 35.90 9.70 32.60 103 17 PEAK
Avg	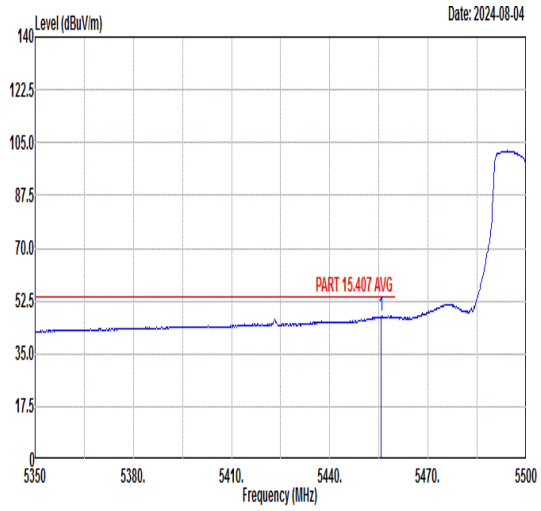 Freq Level Limit Line Margin (dB) Read Level Ant Factor Cable Loss Preamp Factor APos TPos Remark 1 5455.75 47.38 54.00 -6.62 34.37 35.93 9.69 32.61 103 17 AVERAGE	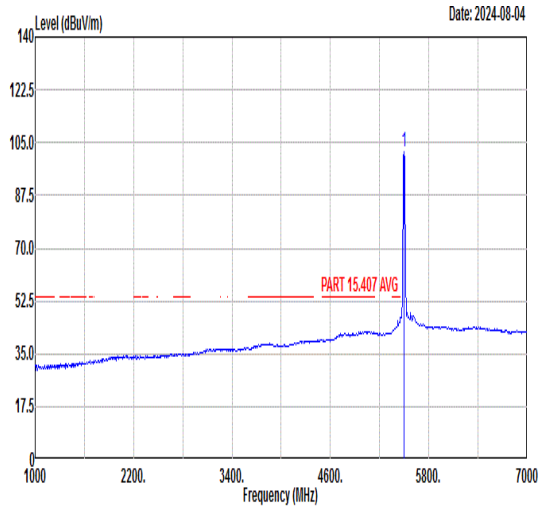 Freq Level Limit Line Margin (dB) Read Level Ant Factor Cable Loss Preamp Factor APos TPos Remark 1 5500.00 101.90 ------ ------ 88.90 35.90 9.70 32.60 103 17 AVERAGE

Mode	37	
	Band Edge	
	U-NII-2C_5.47-5.725_802.11ax HE20_CH100_Full RU_5500MHz	
ANT	CDD 14+15	
Pol.	Vertical	Fundamental
Peak	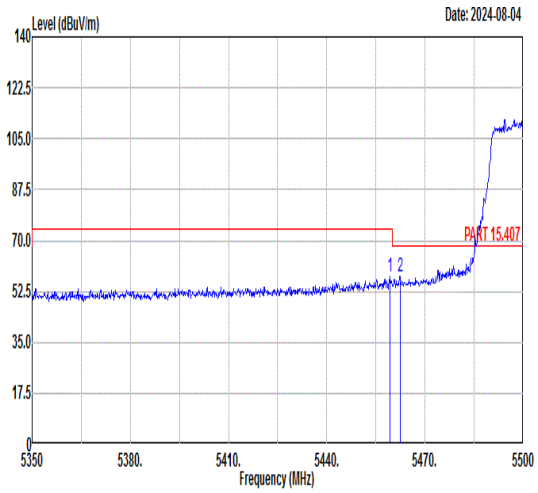 Freq Level Limit Line Margin (dB) Read Level Ant Factor Cable Loss Preamp Factor APos TPos Remark 1 5459.20 57.34 74.00 -16.66 44.34 35.92 9.69 32.61 279 280 PEAK 2 5462.35 57.38 68.30 -10.92 44.38 35.92 9.69 32.61 279 280 PEAK	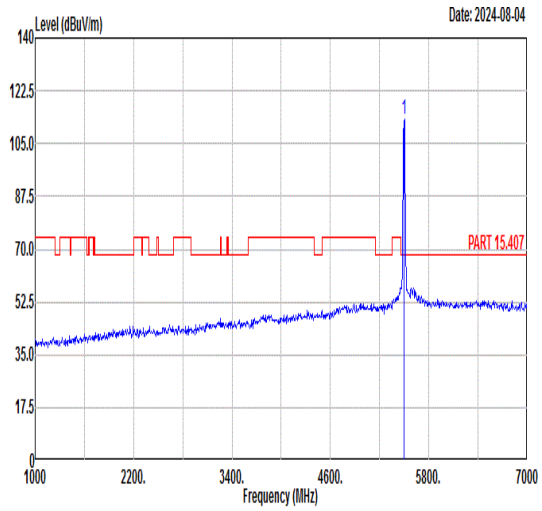 Freq Level Limit Line Margin (dB) Read Level Ant Factor Cable Loss Preamp Factor APos TPos Remark 1 5500.00 113.26 ------ ------ 100.24 35.91 9.71 32.60 279 280 PEAK
Avg	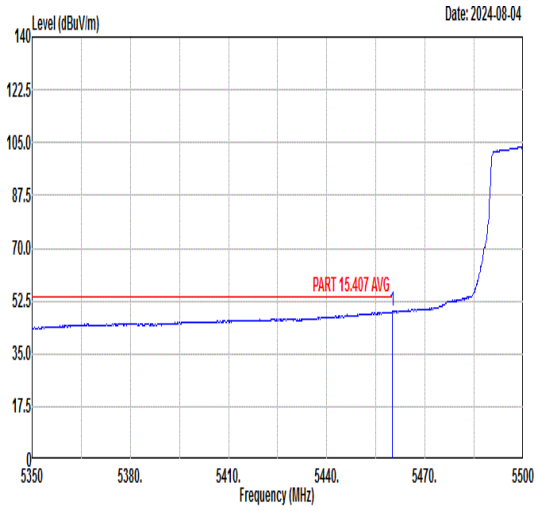 Freq Level Limit Line Margin (dB) Read Level Ant Factor Cable Loss Preamp Factor APos TPos Remark 1 5459.95 48.87 54.00 -5.13 35.87 35.92 9.69 32.61 279 280 AVERAGE	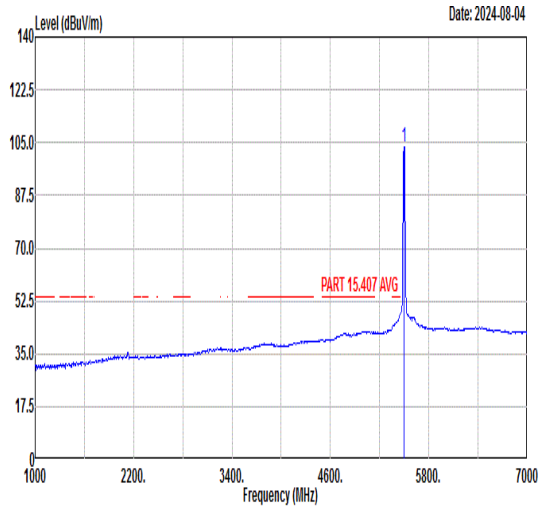 Freq Level Limit Line Margin (dB) Read Level Ant Factor Cable Loss Preamp Factor APos TPos Remark 1 5500.00 103.47 ------ ------ 90.46 35.90 9.71 32.60 279 280 AVERAGE

Mode	37	
	Harmonic	
	U-NII-2C_5.47-5.725_802.11ax HE20_CH100_Full RU_5500MHz	
ANT	CDD 14+15	
Pol.	Horizontal	Vertical
Peak Avg	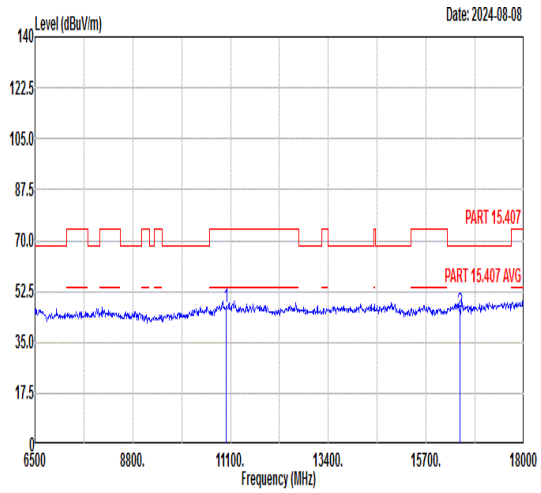 Freq Level Limit Line Margin Read Level Ant Factor Cable Loss Preamp Factor APos TPos Remark MHz dBuV/m dBuV/m dB dBuV dB/m dB dB cm deg 1 11000.00 47.21 74.00 -26.79 45.89 39.00 12.52 50.20 --- --- Peak 2 16500.00 45.49 68.30 -22.81 41.77 41.35 15.17 52.80 --- --- Peak	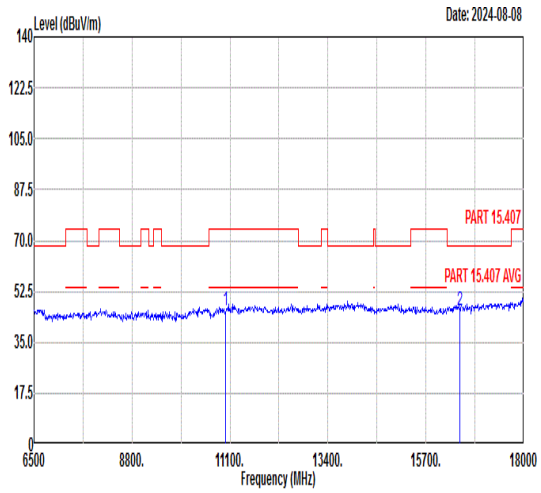 Freq Level Limit Line Margin Read Level Ant Factor Cable Loss Preamp Factor APos TPos Remark MHz dBuV/m dBuV/m dB dBuV dB/m dB dB cm deg 1 11000.00 45.97 74.00 -28.03 44.65 39.00 12.52 50.20 --- --- Peak 2 16500.00 45.94 68.30 -22.36 42.22 41.35 15.17 52.80 --- --- Peak

Mode	38	
	Harmonic	
	U-NII-2C_5.47-5.725_802.11ax HE20_CH116_Full RU_5580MHz	
ANT	CDD 14+15	
Pol.	Horizontal	Vertical
Peak Avg	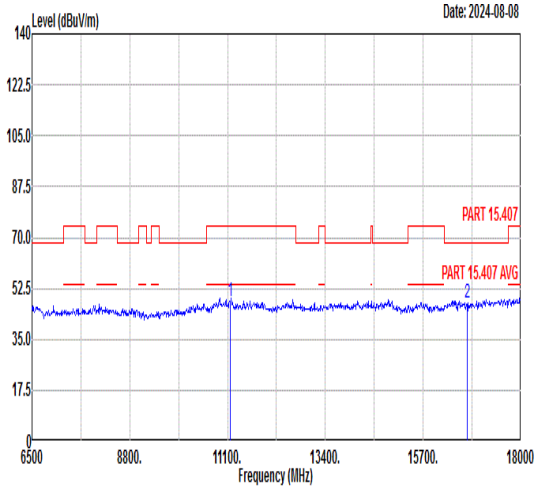 Freq Level Limit Line Margin Read Level Ant Factor Cable Loss Preamp Factor APos TPos Remark MHz dBuV/m dBuV/m dB dBuV dB/m dB dB cm deg 1 11160.00 47.93 74.00 -26.07 46.57 39.06 12.64 50.34 --- --- Peak 2 16740.00 47.77 68.30 -20.53 43.75 41.47 15.35 52.80 --- --- Peak	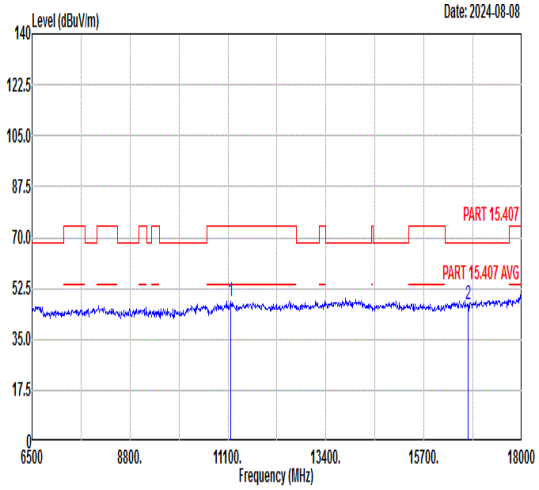 Freq Level Limit Line Margin Read Level Ant Factor Cable Loss Preamp Factor APos TPos Remark MHz dBuV/m dBuV/m dB dBuV dB/m dB dB cm deg 1 11160.00 47.99 74.00 -26.01 46.63 39.06 12.64 50.34 --- --- Peak 2 16740.00 46.82 68.30 -21.48 42.80 41.47 15.35 52.80 --- --- Peak

Mode	39	
	Band Edge	
	U-NII-2C_5.47-5.725_802.11ax HE20_CH140_Full RU_5700MHz	
ANT	CDD 14+15	
Pol.	Horizontal	Fundamental
Peak	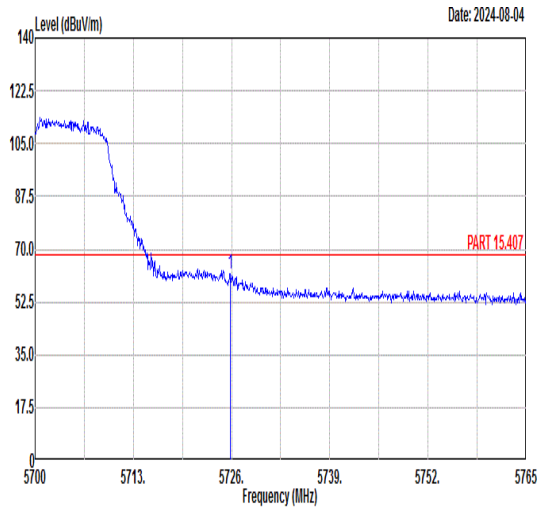 Freq Level Limit Line Margin (dB) Read Level Ant Factor Cable Loss Preamp Factor APos TPos Remark MHz dBuV/m dBuV/m dBuV dB/m dB dB cm deg 1 5725.81 61.96 68.30 -6.34 48.41 36.22 10.02 32.69 203 28 PEAK	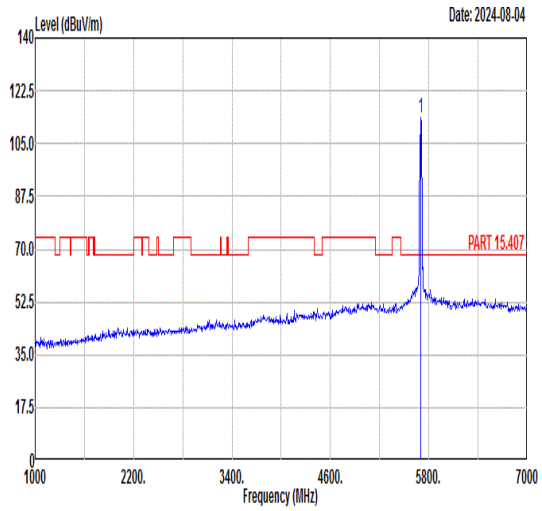 Freq Level Limit Line Margin (dB) Read Level Ant Factor Cable Loss Preamp Factor APos TPos Remark MHz dBuV/m dBuV/m dBuV dB/m dB dB cm deg 1 5700.00 113.57 ------ ------ 100.09 36.19 9.97 32.68 203 28 PEAK
Avg	Blank	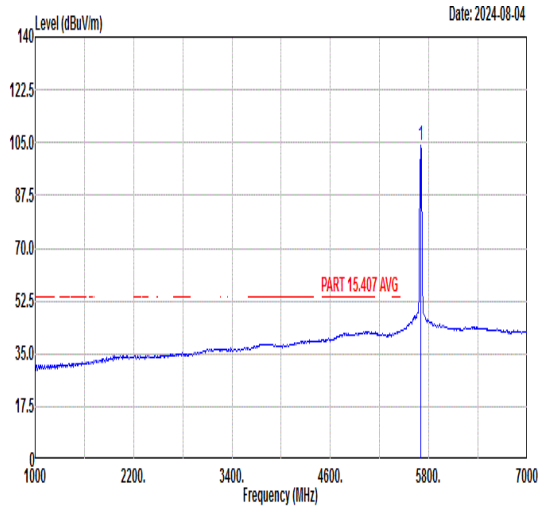 Freq Level Limit Line Margin (dB) Read Level Ant Factor Cable Loss Preamp Factor APos TPos Remark MHz dBuV/m dBuV/m dBuV dB/m dB dB cm deg 1 5700.00 103.94 ------ ------ 90.46 36.19 9.97 32.68 203 28 AVERAGE

Mode	39	
	Band Edge	
	U-NII-2C_5.47-5.725_802.11ax HE20_CH140_Full RU_5700MHz	
ANT	CDD 14+15	
Pol.	Vertical	Fundamental
Peak	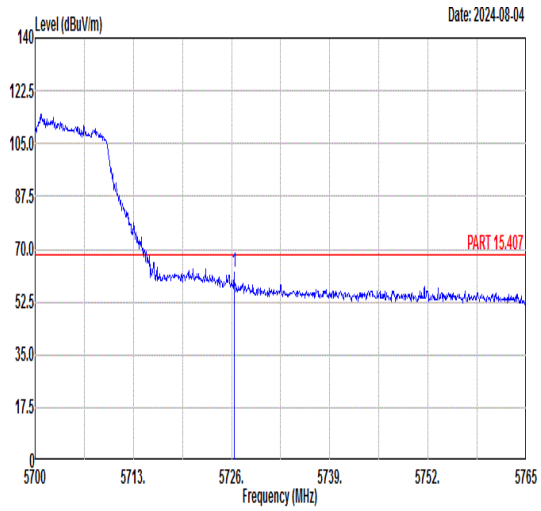 Freq Level Limit Line Margin (dB) Read Level Ant Factor Cable Loss Preamp Factor APos TPos Remark MHz dBuV/m dBuV/m dBuV dB/m dB dB cm deg 1 5726.33 62.39 68.30 -5.91 48.84 36.22 10.02 32.69 296 277 PEAK	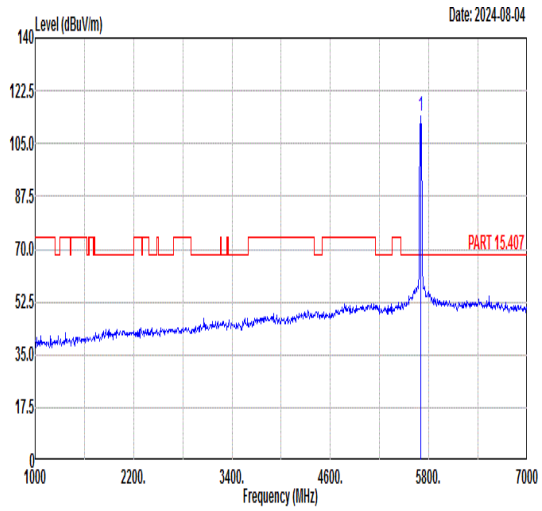 Freq Level Limit Line Margin (dB) Read Level Ant Factor Cable Loss Preamp Factor APos TPos Remark MHz dBuV/m dBuV/m dBuV dB/m dB dB cm deg 1 5700.00 113.89 ------ ------ 100.41 36.19 9.97 32.68 296 277 PEAK
Avg	Blank	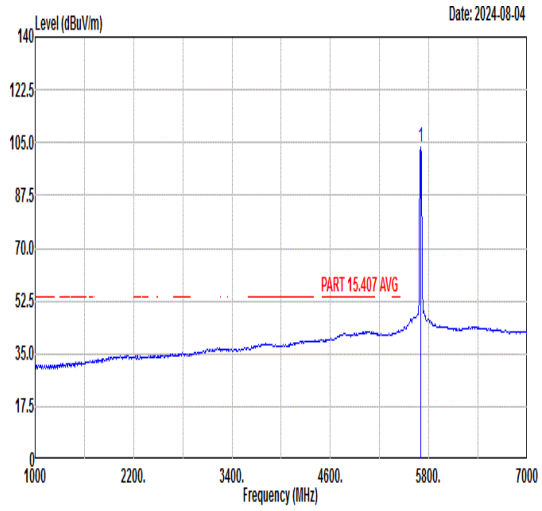 Freq Level Limit Line Margin (dB) Read Level Ant Factor Cable Loss Preamp Factor APos TPos Remark MHz dBuV/m dBuV/m dBuV dB/m dB dB cm deg 1 5700.00 103.38 ------ ------ 89.90 36.19 9.97 32.68 296 277 AVERAGE

Mode	39	
	Harmonic	
	U-NII-2C_5.47-5.725_802.11ax HE20_CH140_Full RU_5700MHz	
ANT	CDD 14+15	
Pol.	Horizontal	Vertical
Peak Avg	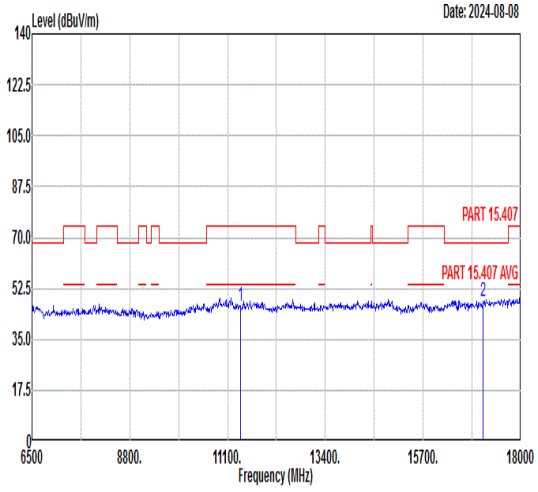 Freq Level Limit Line Margin Read Level Ant Factor Cable Loss Preamp Factor APos TPos Remark MHz dBuV/m dBuV/m dB dBuV dB/m dB dB cm deg 1 11400.00 46.61 74.00 -27.39 45.20 39.16 12.81 50.56 --- --- Peak 2 17100.00 47.97 68.30 -20.33 43.46 41.71 15.62 52.82 --- --- Peak	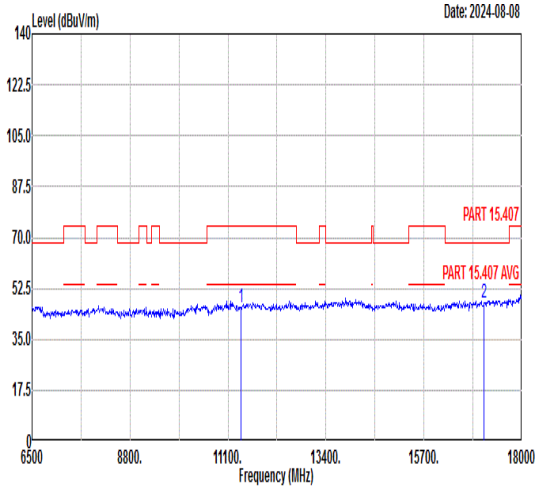 Freq Level Limit Line Margin Read Level Ant Factor Cable Loss Preamp Factor APos TPos Remark MHz dBuV/m dBuV/m dB dBuV dB/m dB dB cm deg 1 11400.00 46.17 74.00 -27.83 44.76 39.16 12.81 50.56 --- --- Peak 2 17100.00 47.74 68.30 -20.56 43.23 41.71 15.62 52.82 --- --- Peak

Mode	40	
	Band Edge - L	
	U-NII-1_5.15-5.25_802.11ax HE40_CH38_Full RU_5190MHz	
ANT	CDD 14+15	
Pol.	Horizontal	Fundamental
Peak	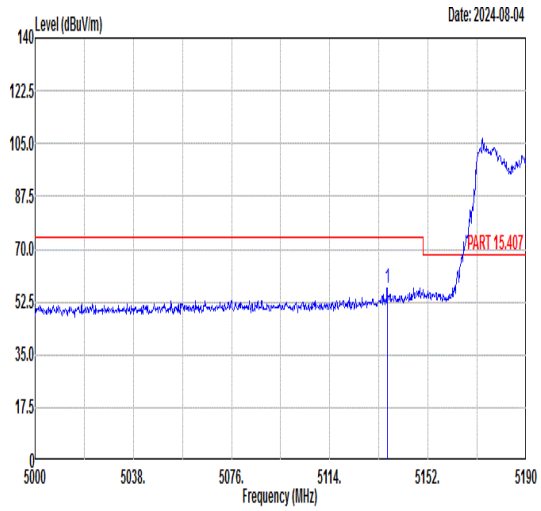 Freq Level Limit Line Margin (dB) Read Level Ant Factor Cable Loss Preamp Factor APos TPos Remark MHz dBuV/m dBuV/m dBuV dB/m dB dB cm deg 1 5136.23 57.26 74.00 -16.74 45.30 36.12 8.51 32.67 234 295 PEAK	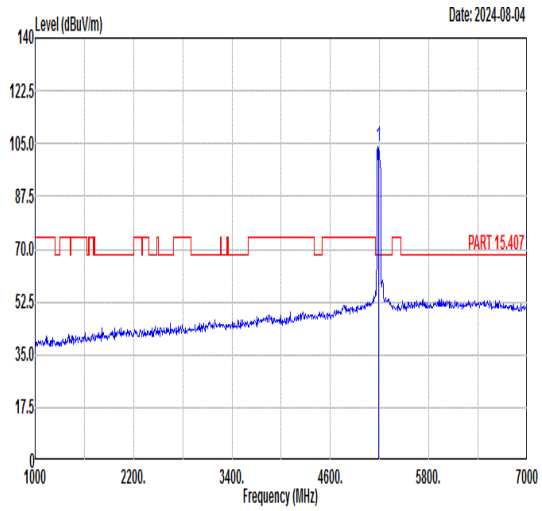 Freq Level Limit Line Margin (dB) Read Level Ant Factor Cable Loss Preamp Factor APos TPos Remark MHz dBuV/m dBuV/m dBuV dB/m dB dB cm deg 1 5190.00 103.82 ------ ------ 91.81 36.09 8.58 32.66 234 295 PEAK
Avg	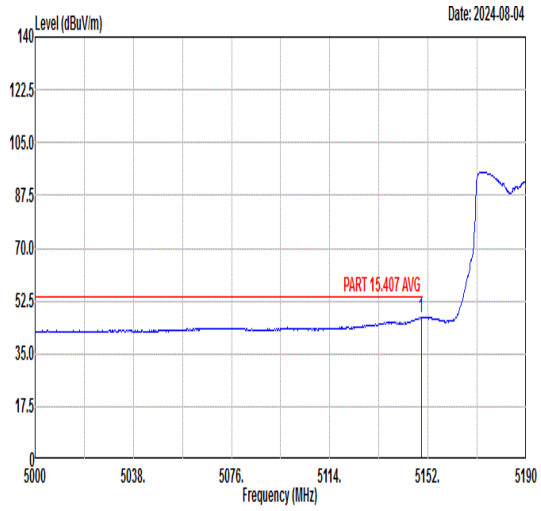 Freq Level Limit Line Margin (dB) Read Level Ant Factor Cable Loss Preamp Factor APos TPos Remark MHz dBuV/m dBuV/m dBuV dB/m dB dB cm deg 1 5149.34 47.04 54.00 -6.96 35.07 36.11 8.53 32.67 234 295 AVERAGE	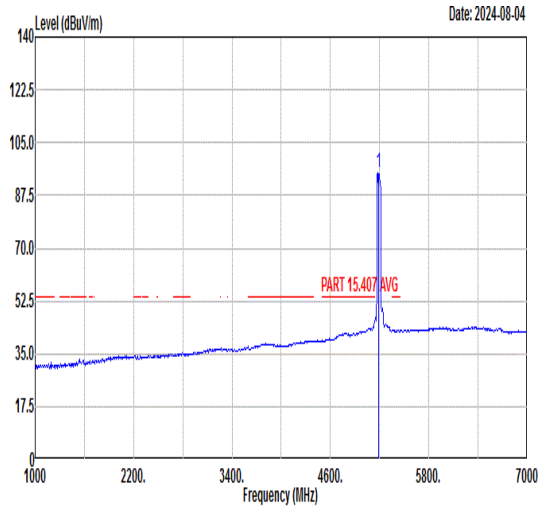 Freq Level Limit Line Margin (dB) Read Level Ant Factor Cable Loss Preamp Factor APos TPos Remark MHz dBuV/m dBuV/m dBuV dB/m dB dB cm deg 1 5190.00 94.98 ------ ------ 82.97 36.09 8.58 32.66 234 295 AVERAGE

Mode	40	
	Band Edge - R	
	U-NII-1_5.15-5.25_802.11ax HE40_CH38_Full RU_5190MHz	
ANT	CDD 14+15	
Pol.	Horizontal	Fundamental
Peak	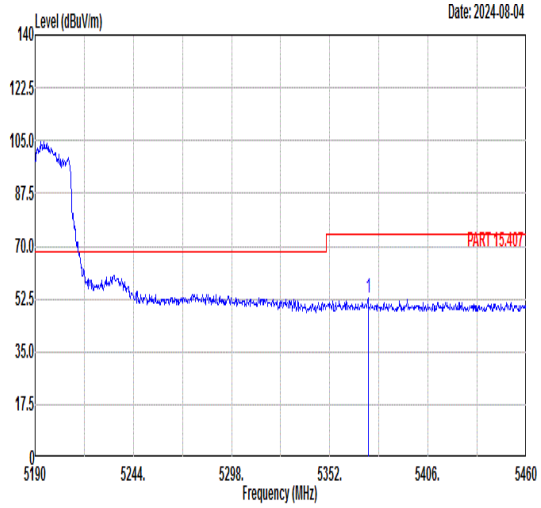 Freq Level Limit Line Margin (dB) Read Level Ant Factor Cable Loss Preamp Factor APos TPos Remark MHz dBuV/m dBuV/m dBuV dB/m dB dB cm deg 1 5373.06 52.75 74.00 -21.25 39.92 35.98 9.48 32.63 234 295 PEAK	Blank
Avg	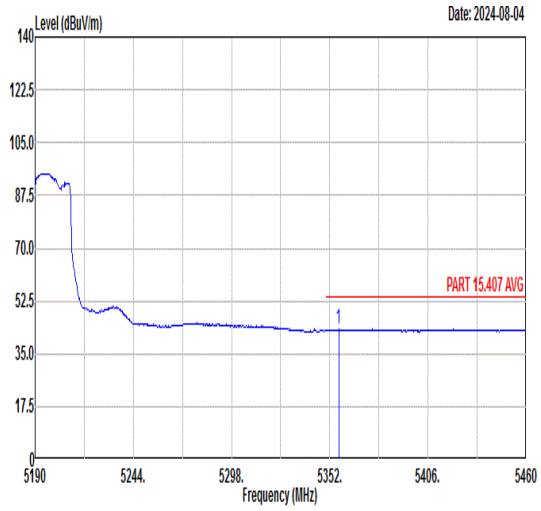 Freq Level Limit Line Margin (dB) Read Level Ant Factor Cable Loss Preamp Factor APos TPos Remark MHz dBuV/m dBuV/m dBuV dB/m dB dB cm deg 1 5356.86 43.21 54.00 -10.79 30.45 35.99 9.40 32.63 234 295 AVERAGE	Blank

Mode	40	
	Band Edge - L	
	U-NII-1_5.15-5.25_802.11ax HE40_CH38_Full RU_5190MHz	
ANT	CDD 14+15	
Pol.	Vertical	Fundamental
Peak	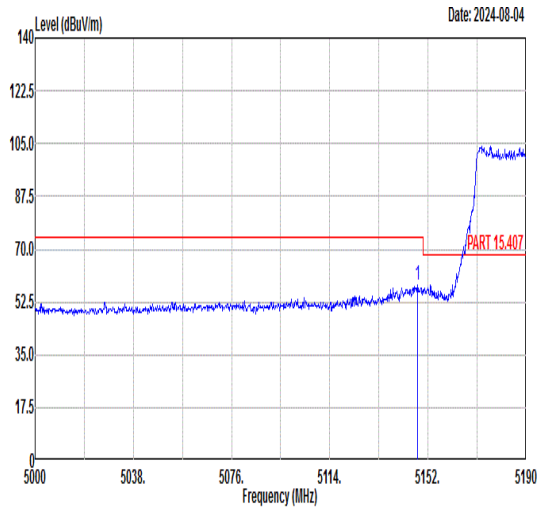 Freq Level Limit Line Margin (dB) Read Level Ant Factor Cable Loss Preamp Factor APos TPos Remark MHz dBuV/m dBuV/m dBuV dB/m dB dB cm deg 1 5147.82 58.37 74.00 -15.63 46.40 36.11 8.53 32.67 311 278 PEAK	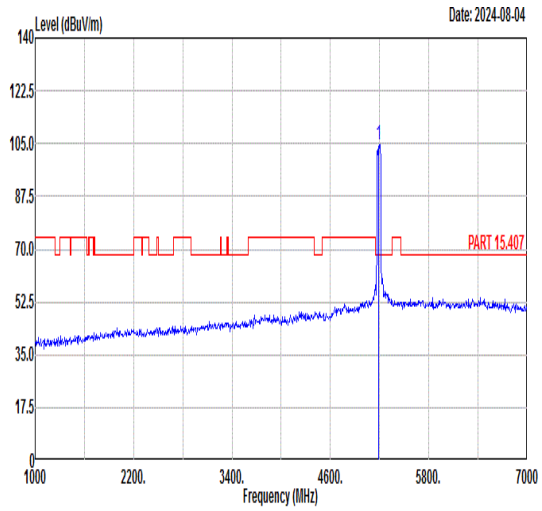 Freq Level Limit Line Margin (dB) Read Level Ant Factor Cable Loss Preamp Factor APos TPos Remark MHz dBuV/m dBuV/m dBuV dB/m dB dB cm deg 1 5190.00 104.65 ------ ------ 92.59 36.08 8.64 32.66 311 278 PEAK
Avg	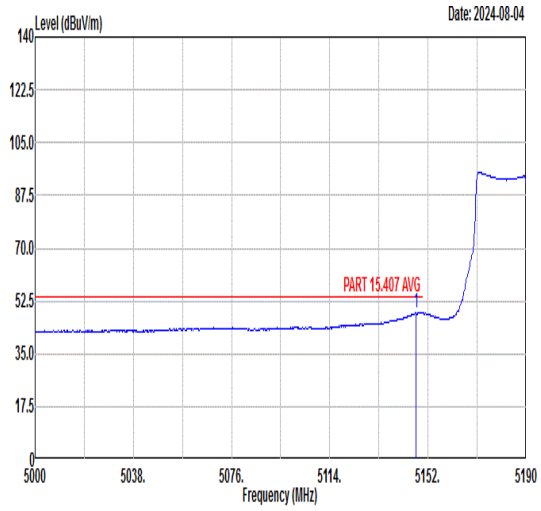 Freq Level Limit Line Margin (dB) Read Level Ant Factor Cable Loss Preamp Factor APos TPos Remark MHz dBuV/m dBuV/m dBuV dB/m dB dB cm deg 1 5147.44 48.60 54.00 -5.40 36.63 36.11 8.53 32.67 311 278 AVERAGE	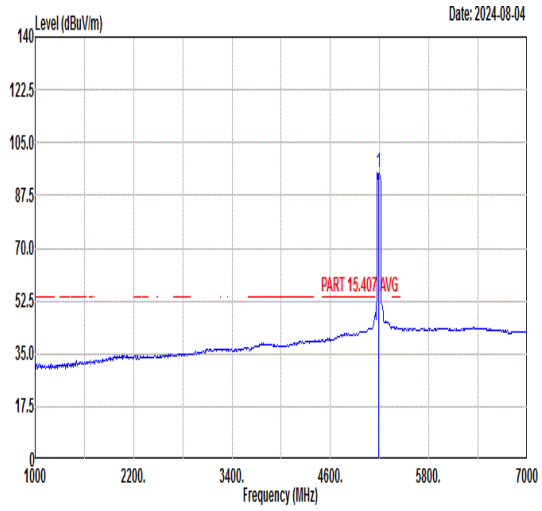 Freq Level Limit Line Margin (dB) Read Level Ant Factor Cable Loss Preamp Factor APos TPos Remark MHz dBuV/m dBuV/m dBuV dB/m dB dB cm deg 1 5190.00 95.12 ------ ------ 83.08 36.08 8.62 32.66 311 278 AVERAGE

Mode	40	
	Band Edge - R	
	U-NII-1_5.15-5.25_802.11ax HE40_CH38_Full RU_5190MHz	
ANT	CDD 14+15	
Pol.	Vertical	Fundamental
Peak	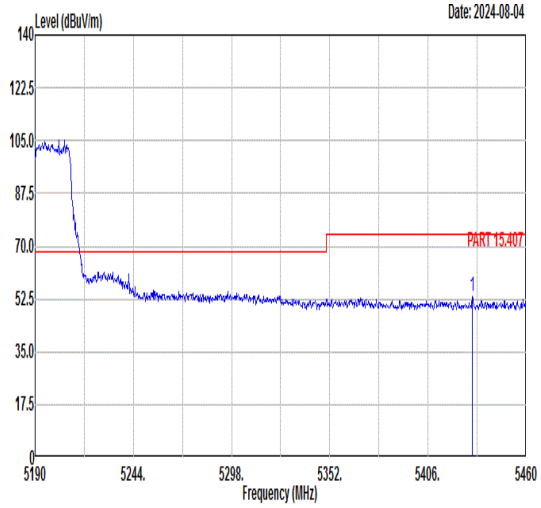 Freq Level Limit Line Margin (dB) Read Level Ant Factor Cable Loss Preamp Factor APos TPos Remark MHz dBuV/m dBuV/m dBuV dB/m dB dB cm deg 1 5430.30 53.47 74.00 -20.53 40.47 35.94 9.67 32.61 311 278 PEAK	Blank
Avg	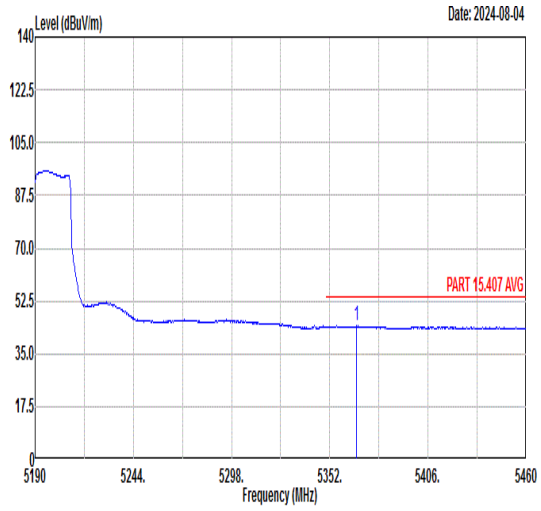 Freq Level Limit Line Margin (dB) Read Level Ant Factor Cable Loss Preamp Factor APos TPos Remark MHz dBuV/m dBuV/m dBuV dB/m dB dB cm deg 1 5366.58 44.24 54.00 -9.76 31.44 35.98 9.45 32.63 311 278 AVERAGE	Blank

Mode	41	
	Band Edge - L	
	U-NII-1_5.15-5.25_802.11ax HE40_CH46_Full RU_5230MHz	
ANT	CDD 14+15	
Pol.	Horizontal	Fundamental
Peak	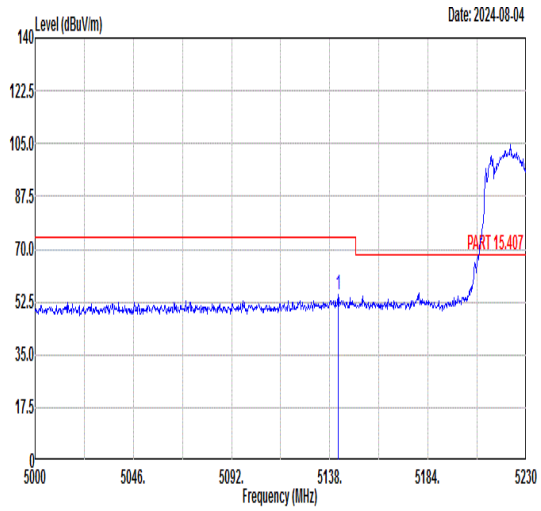 Freq Level Limit Line Margin (dB) Read Level Ant Factor Cable Loss Preamp Factor APos TPos Remark MHz dBuV/m dBuV/m dBuV dB/m dB dB cm deg 1 5141.91 54.77 74.00 -19.23 42.81 36.11 8.52 32.67 100 34 PEAK	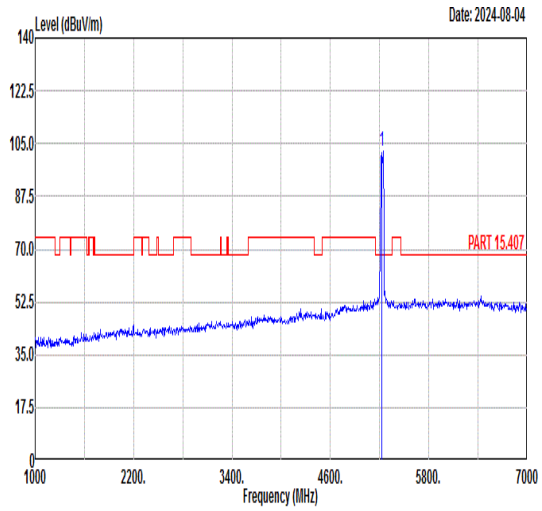 Freq Level Limit Line Margin (dB) Read Level Ant Factor Cable Loss Preamp Factor APos TPos Remark MHz dBuV/m dBuV/m dBuV dB/m dB dB cm deg 1 5230.00 102.36 ------ ------ 90.15 36.05 8.81 32.65 100 34 PEAK
Avg	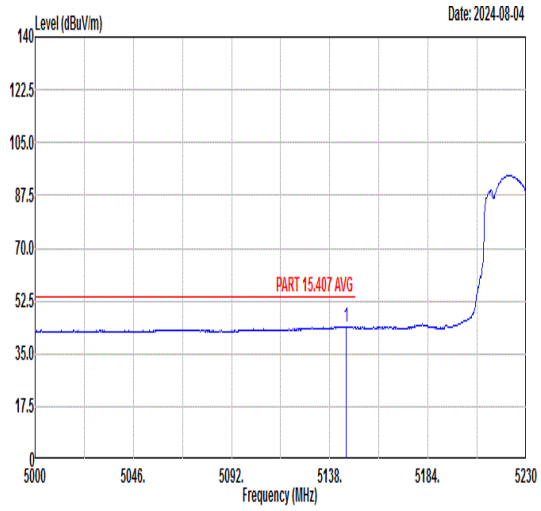 Freq Level Limit Line Margin (dB) Read Level Ant Factor Cable Loss Preamp Factor APos TPos Remark MHz dBuV/m dBuV/m dBuV dB/m dB dB cm deg 1 5145.59 44.02 54.00 -9.98 32.05 36.11 8.53 32.67 100 34 AVERAGE	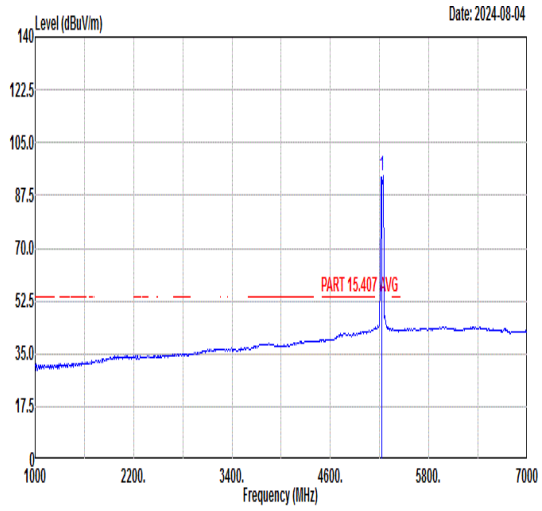 Freq Level Limit Line Margin (dB) Read Level Ant Factor Cable Loss Preamp Factor APos TPos Remark MHz dBuV/m dBuV/m dBuV dB/m dB dB cm deg 1 5230.00 94.18 ------ ------ 81.97 36.05 8.81 32.65 100 34 AVERAGE

Mode	41	
	Band Edge - R	
	U-NII-1_5.15-5.25_802.11ax HE40_CH46_Full RU_5230MHz	
ANT	CDD 14+15	
Pol.	Horizontal	Fundamental
Peak	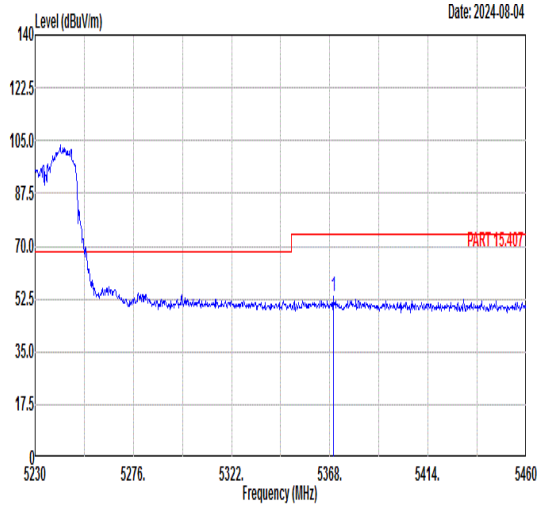 Freq Level Limit Line Margin (dB) Read Level Ant Factor Cable Loss Preamp Factor APos TPos Remark MHz dBuV/m dBuV/m dBuV dB/m dB dB cm deg 1 5369.61 53.14 74.00 -20.86 40.32 35.98 9.47 32.63 100 34 PEAK	Blank
Avg	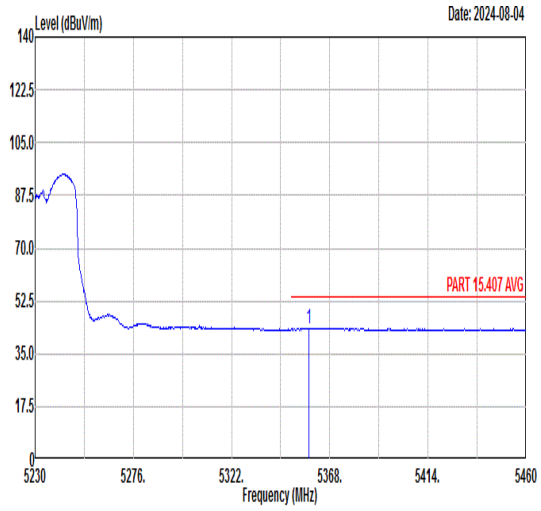 Freq Level Limit Line Margin (dB) Read Level Ant Factor Cable Loss Preamp Factor APos TPos Remark MHz dBuV/m dBuV/m dBuV dB/m dB dB cm deg 1 5358.34 43.56 54.00 -10.44 30.79 35.99 9.41 32.63 100 34 AVERAGE	Blank

Mode	41	
	Band Edge - L	
	U-NII-1_5.15-5.25_802.11ax HE40_CH46_Full RU_5230MHz	
ANT	CDD 14+15	
Pol.	Vertical	Fundamental
Peak	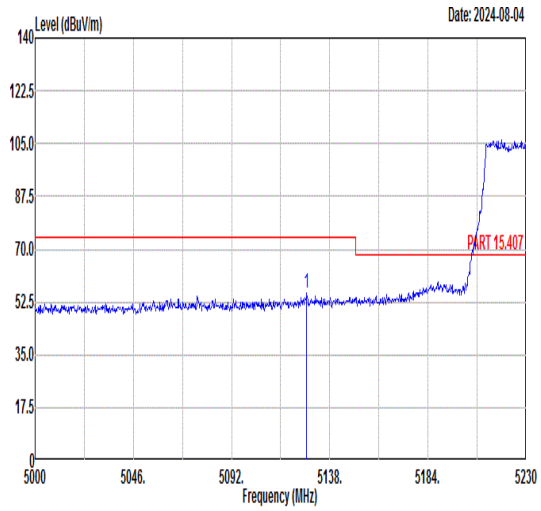 Freq Level Limit Line Margin (dB) Read Level Ant Factor Cable Loss Preamp Factor APos TPos Remark MHz dBuV/m dBuV/m dBuV dB/m dB dB cm deg 1 5127.19 55.25 74.00 -18.75 43.31 36.12 8.49 32.67 303 280 PEAK	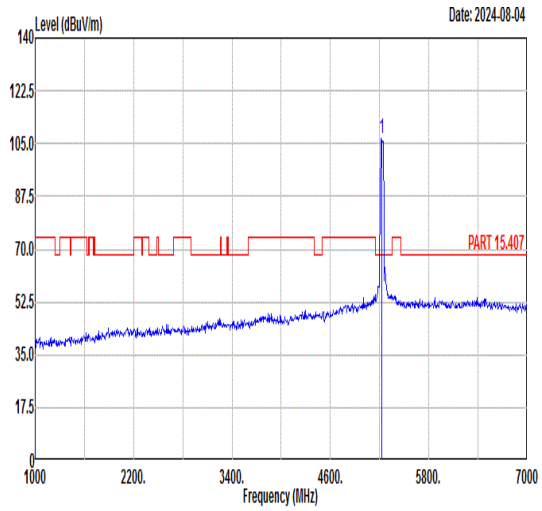 Freq Level Limit Line Margin (dB) Read Level Ant Factor Cable Loss Preamp Factor APos TPos Remark MHz dBuV/m dBuV/m dBuV dB/m dB dB cm deg 1 5230.00 106.60 ------ ------ 94.54 36.07 8.65 32.66 303 280 PEAK
Avg	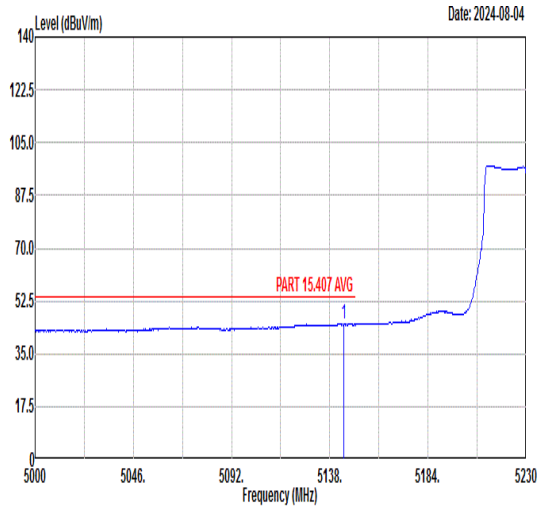 Freq Level Limit Line Margin (dB) Read Level Ant Factor Cable Loss Preamp Factor APos TPos Remark MHz dBuV/m dBuV/m dBuV dB/m dB dB cm deg 1 5144.67 45.03 54.00 -8.97 33.06 36.11 8.53 32.67 303 280 AVERAGE	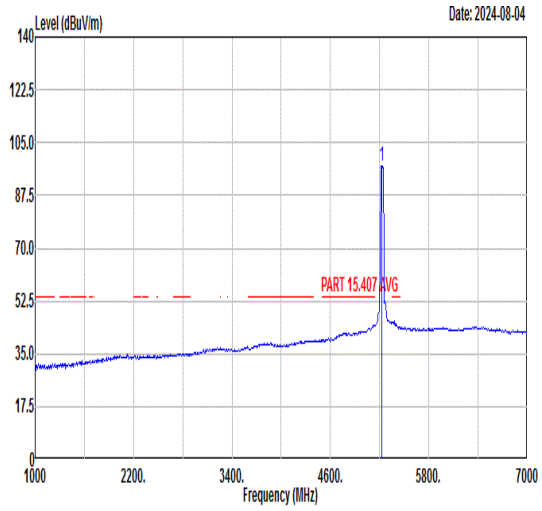 Freq Level Limit Line Margin (dB) Read Level Ant Factor Cable Loss Preamp Factor APos TPos Remark MHz dBuV/m dBuV/m dBuV dB/m dB dB cm deg 1 5230.00 97.41 ------ ------ 85.23 36.06 8.77 32.65 303 280 AVERAGE

Mode	41	
	Band Edge - R	
	U-NII-1_5.15-5.25_802.11ax HE40_CH46_Full RU_5230MHz	
ANT	CDD 14+15	
Pol.	Vertical	Fundamental
Peak	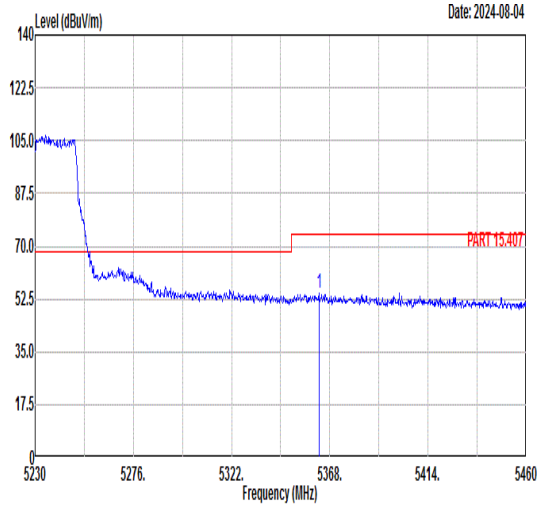 Freq Level Limit Line Margin (dB) Read Level Ant Factor Cable Loss Preamp Factor APos TPos Remark MHz dBuV/m dBuV/m dBuV dB/m dB dB cm deg 1 5362.94 54.18 74.00 -19.82 41.40 35.98 9.43 32.63 303 280 PEAK	Blank
Avg	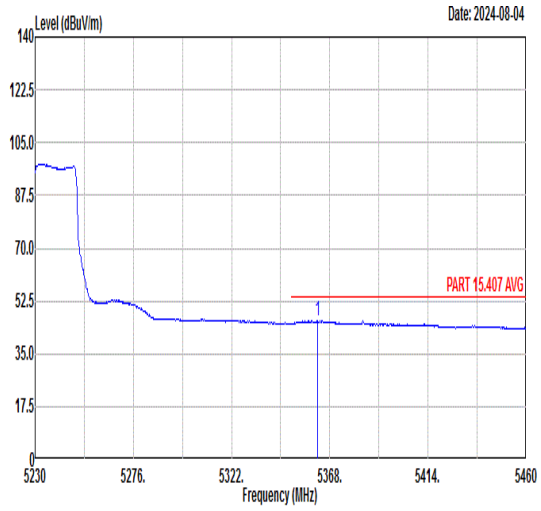 Freq Level Limit Line Margin (dB) Read Level Ant Factor Cable Loss Preamp Factor APos TPos Remark MHz dBuV/m dBuV/m dBuV dB/m dB dB cm deg 1 5362.25 45.81 54.00 -8.19 33.03 35.98 9.43 32.63 303 280 AVERAGE	Blank

Mode	42	
	Band Edge - L	
	U-NII-2A_5.25-5.35_802.11ax HE40_CH54_Full RU_5270MHz	
ANT	CDD 14+15	
Pol.	Horizontal	Fundamental
Peak	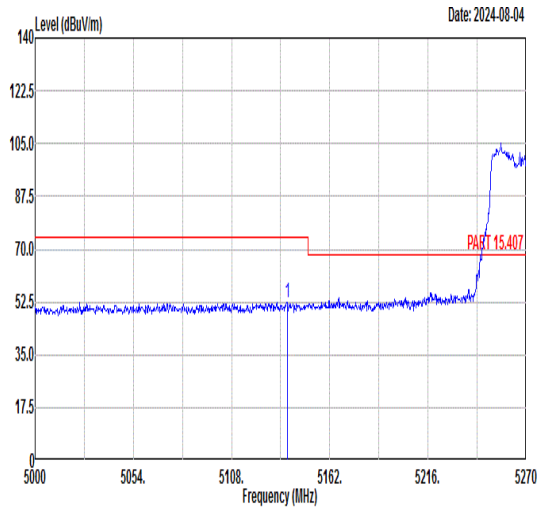 Freq Level Limit Line Margin (dB) Read Level Ant Factor Cable Loss Preamp Factor APos TPos Remark MHz dBuV/m dBuV/m dBuV dB/m dB dB cm deg 1 5138.51 52.15 74.00 -21.85 40.19 36.12 8.51 32.67 229 299 PEAK	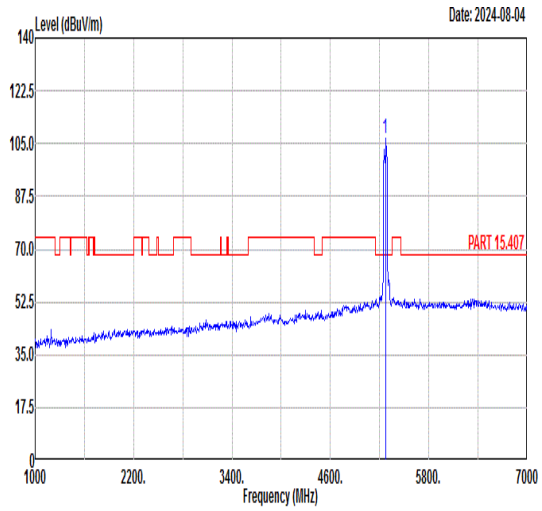 Freq Level Limit Line Margin (dB) Read Level Ant Factor Cable Loss Preamp Factor APos TPos Remark MHz dBuV/m dBuV/m dBuV dB/m dB dB cm deg 1 5270.00 106.81 ------ ------ 94.43 36.03 8.99 32.64 229 299 PEAK
Avg	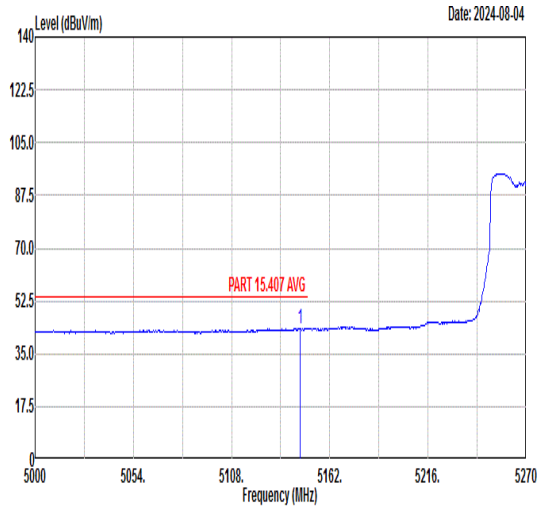 Freq Level Limit Line Margin (dB) Read Level Ant Factor Cable Loss Preamp Factor APos TPos Remark MHz dBuV/m dBuV/m dBuV dB/m dB dB cm deg 1 5145.53 43.43 54.00 -10.57 31.46 36.11 8.53 32.67 229 299 AVERAGE	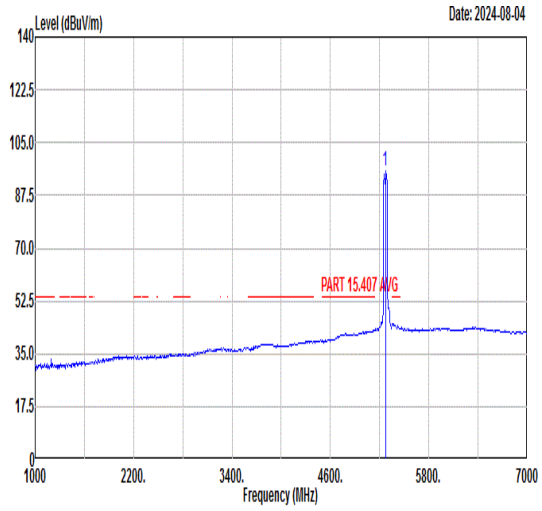 Freq Level Limit Line Margin (dB) Read Level Ant Factor Cable Loss Preamp Factor APos TPos Remark MHz dBuV/m dBuV/m dBuV dB/m dB dB cm deg 1 5270.00 95.46 ------ ------ 83.08 36.03 8.99 32.64 229 299 AVERAGE

Mode	42	
	Band Edge - R	
	U-NII-2A_5.25-5.35_802.11ax HE40_CH54_Full RU_5270MHz	
ANT	CDD 14+15	
Pol.	Horizontal	Fundamental
Peak	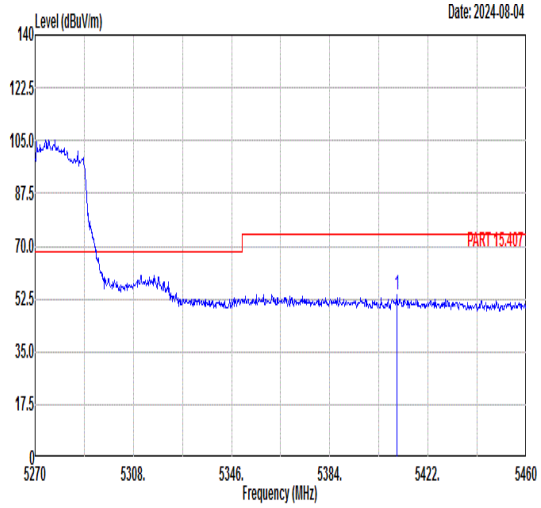 Freq Level Limit Line Margin (dB) Read Level Ant Factor Cable Loss Preamp Factor APos TPos Remark MHz dBuV/m dBuV/m dBuV dB/m dB dB cm deg 1 5409.84 54.02 74.00 -19.98 41.03 35.95 9.66 32.62 229 299 PEAK	Blank
Avg	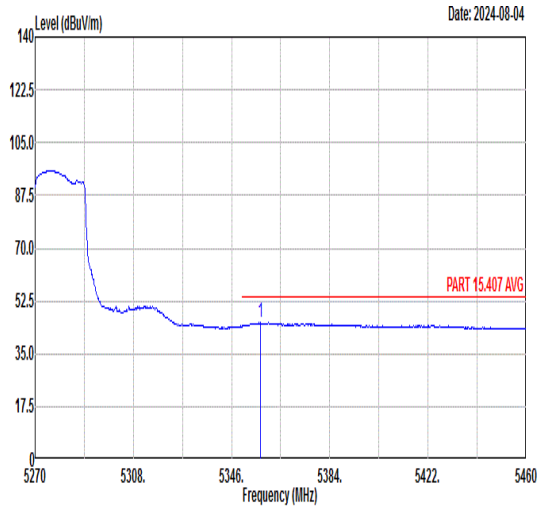 Freq Level Limit Line Margin (dB) Read Level Ant Factor Cable Loss Preamp Factor APos TPos Remark MHz dBuV/m dBuV/m dBuV dB/m dB dB cm deg 1 5357.21 45.24 54.00 -8.76 32.48 35.99 9.40 32.63 229 299 AVERAGE	Blank

Mode	42	
	Band Edge - L	
	U-NII-2A_5.25-5.35_802.11ax HE40_CH54_Full RU_5270MHz	
ANT	CDD 14+15	
Pol.	Vertical	Fundamental
Peak	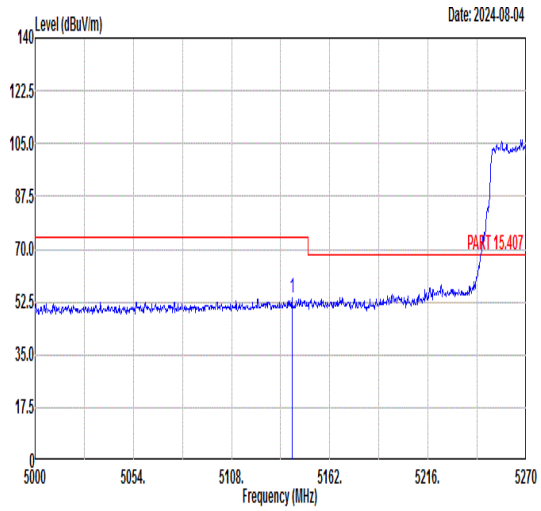 Freq Level Limit Line Margin (dB) Read Level Ant Factor Cable Loss Preamp Factor APos TPos Remark MHz dBuV/m dBuV/m dBuV dB/m dB dB cm deg 1 5141.21 53.84 74.00 -20.16 41.87 36.12 8.52 32.67 300 288 PEAK	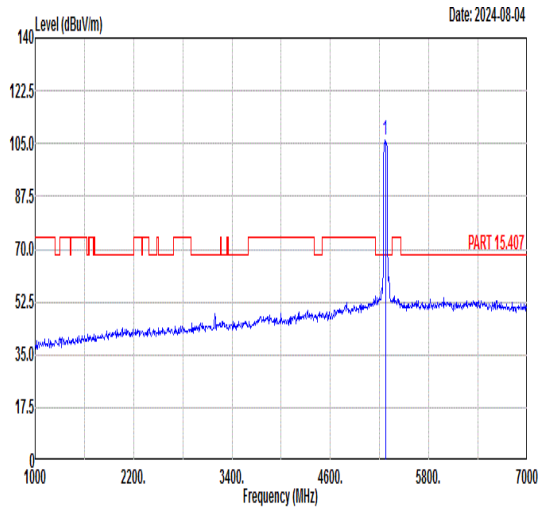 Freq Level Limit Line Margin (dB) Read Level Ant Factor Cable Loss Preamp Factor APos TPos Remark MHz dBuV/m dBuV/m dBuV dB/m dB dB cm deg 1 5270.00 106.34 ------ ------ 94.02 36.04 8.93 32.65 300 288 PEAK
Avg	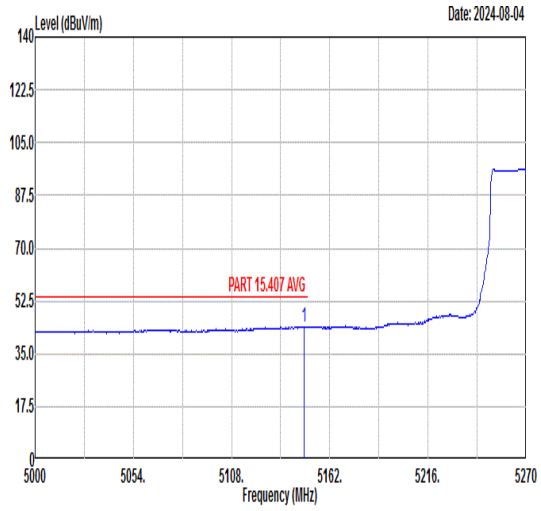 Freq Level Limit Line Margin (dB) Read Level Ant Factor Cable Loss Preamp Factor APos TPos Remark MHz dBuV/m dBuV/m dBuV dB/m dB dB cm deg 1 5147.96 43.96 54.00 -10.04 31.99 36.11 8.53 32.67 300 288 AVERAGE	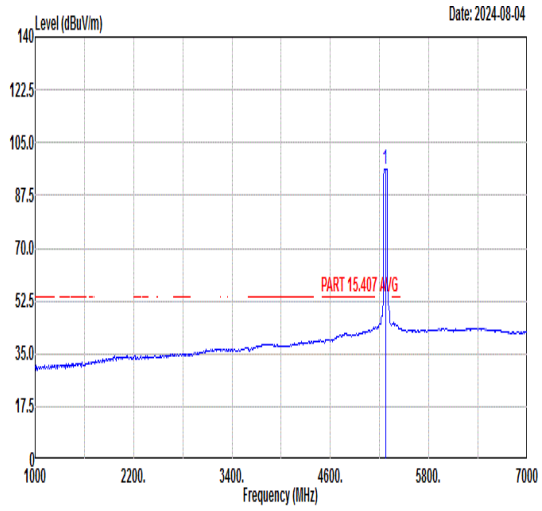 Freq Level Limit Line Margin (dB) Read Level Ant Factor Cable Loss Preamp Factor APos TPos Remark MHz dBuV/m dBuV/m dBuV dB/m dB dB cm deg 1 5270.00 96.41 ------ ------ 83.97 36.03 9.05 32.64 300 288 AVERAGE

Mode	42	
	Band Edge - R	
	U-NII-2A_5.25-5.35_802.11ax HE40_CH54_Full RU_5270MHz	
ANT	CDD 14+15	
Pol.	Vertical	Fundamental
Peak	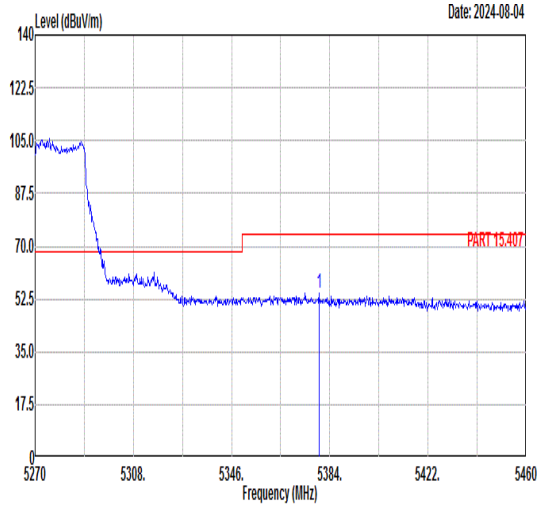 Freq Level Limit Line Margin (dB) Read Level Ant Factor Cable Loss Preamp Factor APos TPos Remark MHz dBuV/m dBuV/m dBuV dB/m dB dB cm deg 1 5379.82 54.62 74.00 -19.38 41.75 35.97 9.52 32.62 300 288 PEAK	Blank
Avg	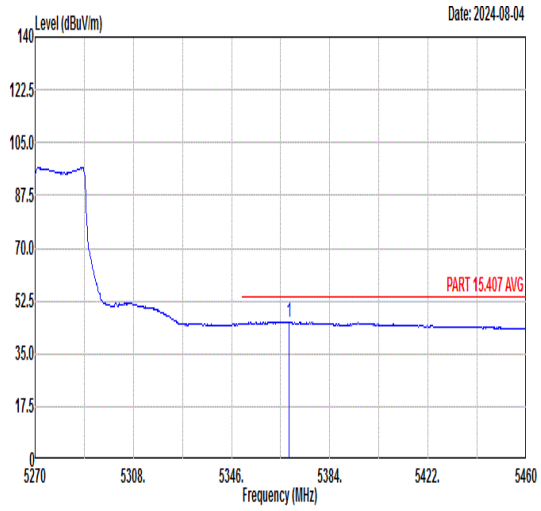 Freq Level Limit Line Margin (dB) Read Level Ant Factor Cable Loss Preamp Factor APos TPos Remark MHz dBuV/m dBuV/m dBuV dB/m dB dB cm deg 1 5368.23 45.68 54.00 -8.32 32.87 35.98 9.46 32.63 300 288 AVERAGE	Blank

Mode	43	
	Band Edge - L	
	U-NII-2A_5.25-5.35_802.11ax HE40_CH62_Full RU_5310MHz	
ANT	CDD 14+15	
Pol.	Horizontal	Fundamental
Peak	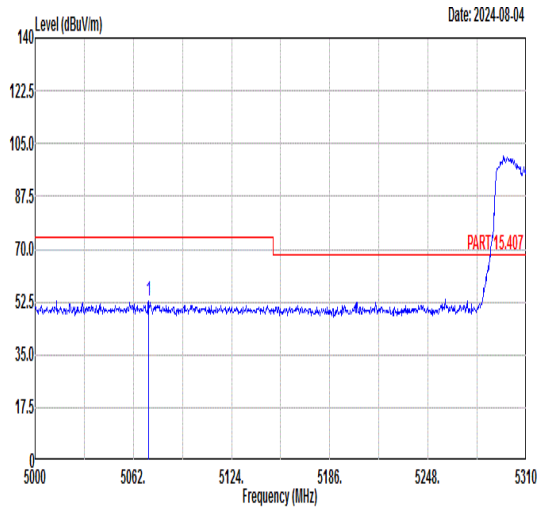 Freq Level Limit Line Margin (dB) Read Level Ant Factor Cable Loss Preamp Factor APos TPos Remark MHz dBuV/m dBuV/m dBuV dB/m dB dB cm deg 1 5071.61 52.85 74.00 -21.15 40.99 36.16 8.39 32.69 293 293 PEAK	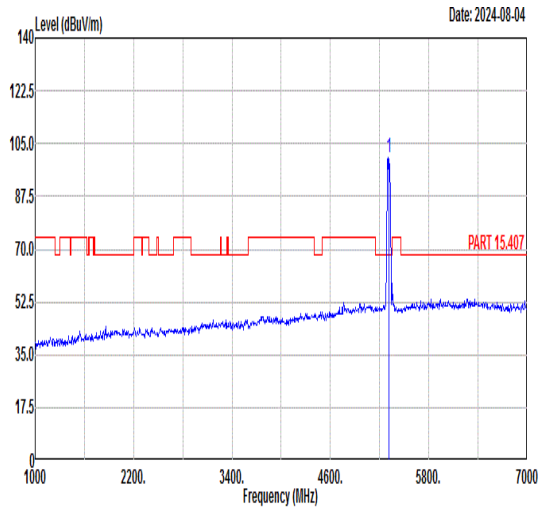 Freq Level Limit Line Margin (dB) Read Level Ant Factor Cable Loss Preamp Factor APos TPos Remark MHz dBuV/m dBuV/m dBuV dB/m dB dB cm deg 1 5310.00 100.30 ------ ------ 87.80 36.02 9.12 32.64 293 293 PEAK
Avg	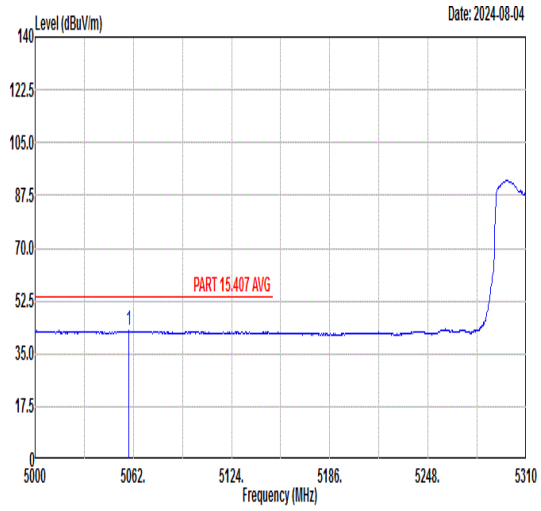 Freq Level Limit Line Margin (dB) Read Level Ant Factor Cable Loss Preamp Factor APos TPos Remark MHz dBuV/m dBuV/m dBuV dB/m dB dB cm deg 1 5058.90 42.63 54.00 -11.37 30.79 36.16 8.37 32.69 293 293 AVERAGE	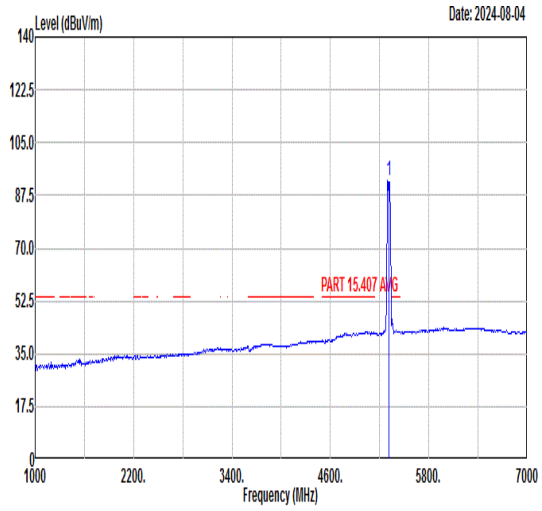 Freq Level Limit Line Margin (dB) Read Level Ant Factor Cable Loss Preamp Factor APos TPos Remark MHz dBuV/m dBuV/m dBuV dB/m dB dB cm deg 1 5310.00 92.26 ------ ------ 79.79 36.02 9.09 32.64 293 293 AVERAGE

Mode	43	
	Band Edge - R	
	U-NII-2A_5.25-5.35_802.11ax HE40_CH62_Full RU_5310MHz	
ANT	CDD 14+15	
Pol.	Horizontal	Fundamental
Peak	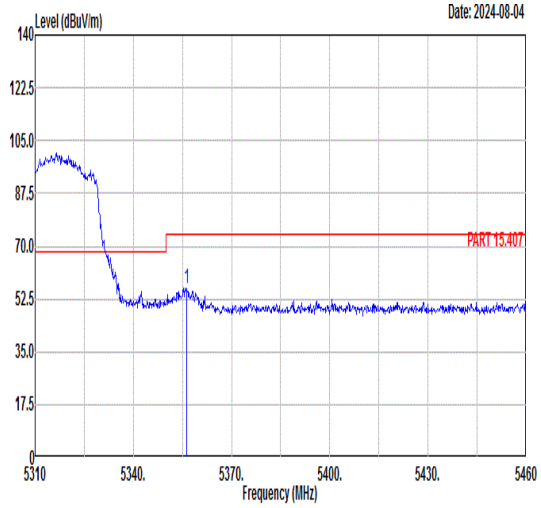 Freq Level Limit Line Margin (dB) Read Level Ant Factor Cable Loss Preamp Factor APos TPos Remark MHz dBuV/m dBuV/m dBuV dB/m dB dB cm deg 1 5356.35 56.19 74.00 -17.81 43.43 35.99 9.40 32.63 293 293 PEAK	Blank
Avg	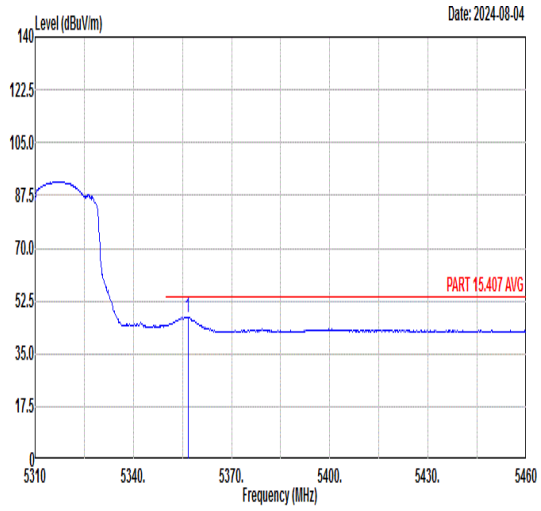 Freq Level Limit Line Margin (dB) Read Level Ant Factor Cable Loss Preamp Factor APos TPos Remark MHz dBuV/m dBuV/m dBuV dB/m dB dB cm deg 1 5356.65 47.07 54.00 -6.93 34.31 35.99 9.40 32.63 293 293 AVERAGE	Blank

Mode	43	
	Band Edge - L	
	U-NII-2A_5.25-5.35_802.11ax HE40_CH62_Full RU_5310MHz	
ANT	CDD 14+15	
Pol.	Vertical	Fundamental
Peak	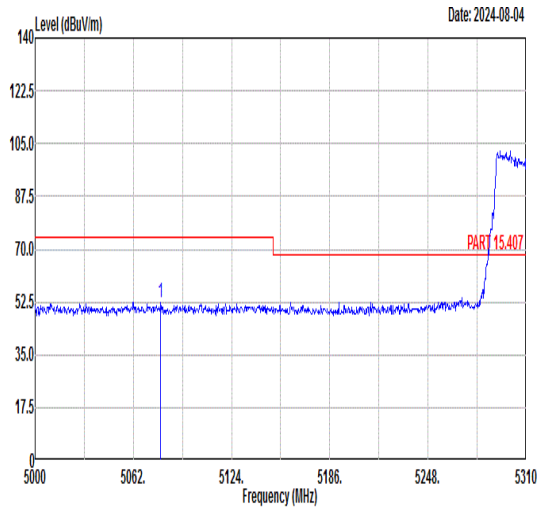 Freq Level Limit Line Margin (dB) Read Level Ant Factor Cable Loss Preamp Factor APos TPos Remark 1 5079.36 52.52 74.00 -21.48 40.64 36.15 8.41 32.68 300 285 PEAK	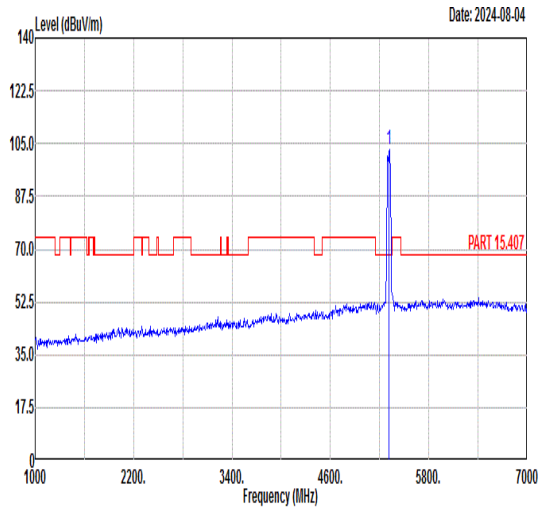 Freq Level Limit Line Margin (dB) Read Level Ant Factor Cable Loss Preamp Factor APos TPos Remark 1 5310.00 103.12 ------ ------ 90.54 36.01 9.21 32.64 300 285 PEAK
Avg	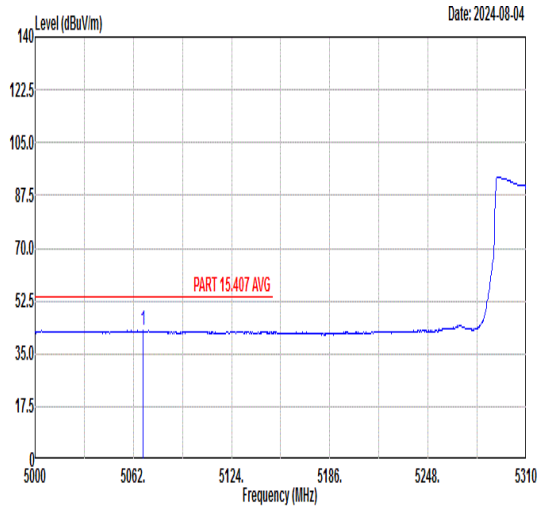 Freq Level Limit Line Margin (dB) Read Level Ant Factor Cable Loss Preamp Factor APos TPos Remark 1 5068.20 42.66 54.00 -11.34 30.81 36.16 8.38 32.69 300 285 AVERAGE	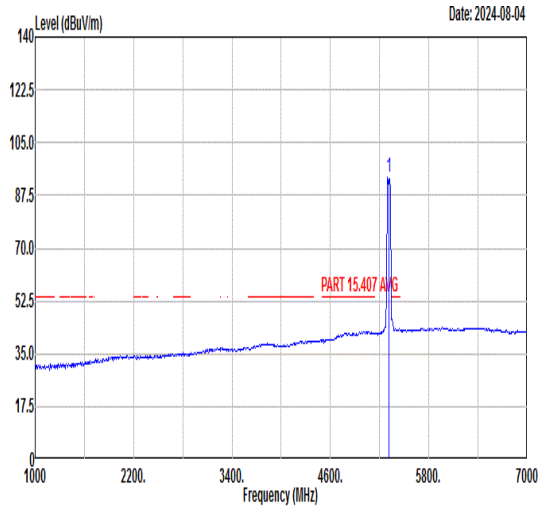 Freq Level Limit Line Margin (dB) Read Level Ant Factor Cable Loss Preamp Factor APos TPos Remark 1 5310.00 93.34 ------ ------ 80.90 36.03 9.05 32.64 300 285 AVERAGE

Mode	43	
	Band Edge - R	
	U-NII-2A_5.25-5.35_802.11ax HE40_CH62_Full RU_5310MHz	
ANT	CDD 14+15	
Pol.	Vertical	Fundamental
Peak	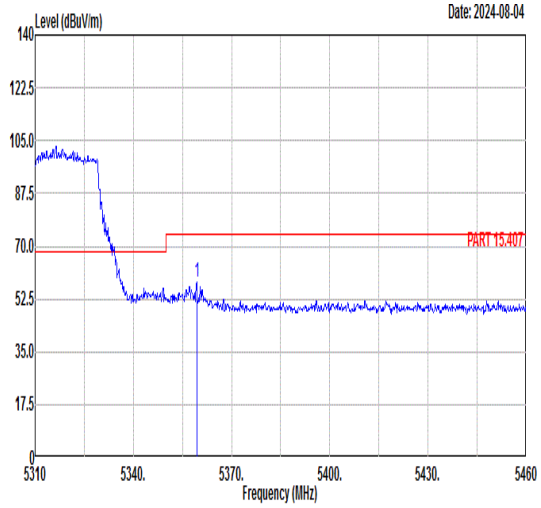 Freq Level Limit Line Margin (dB) Read Level Ant Factor Cable Loss Preamp Factor APos TPos Remark MHz dBuV/m dBuV/m dBuV dB/m dB dB cm deg 1 5359.35 57.89 74.00 -16.11 45.13 35.98 9.41 32.63 300 285 PEAK	Blank
Avg	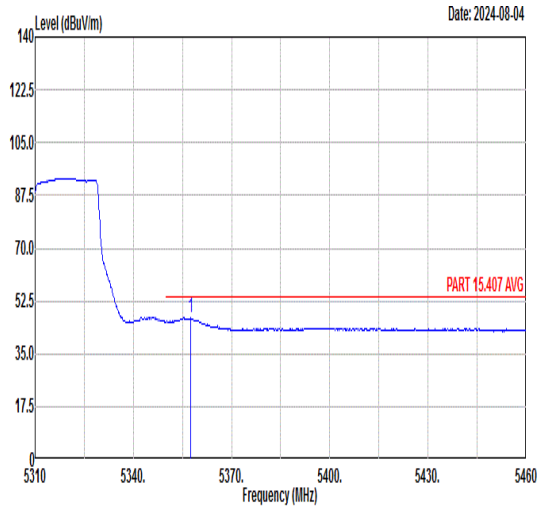 Freq Level Limit Line Margin (dB) Read Level Ant Factor Cable Loss Preamp Factor APos TPos Remark MHz dBuV/m dBuV/m dBuV dB/m dB dB cm deg 1 5357.55 46.91 54.00 -7.09 34.15 35.99 9.40 32.63 300 285 AVERAGE	Blank

Mode	44
	Band Edge - L
	U-NII-2C_5.47-5.725_802.11ax HE40_CH102_Full RU_5510MHz
ANT	CDD 14+15

Pol.	Horizontal	Fundamental
Peak	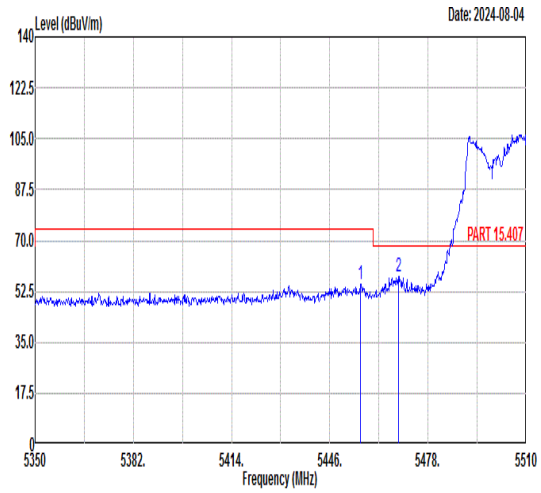 Freq Level Limit Line Margin (dB) Read Level Ant Factor Cable Loss Preamp Factor APos TPos Remark 1 5456.08 55.18 74.00 -18.82 42.17 35.93 9.69 32.61 200 14 PEAK 2 5468.40 57.71 68.30 -10.59 44.71 35.92 9.69 32.61 200 14 PEAK	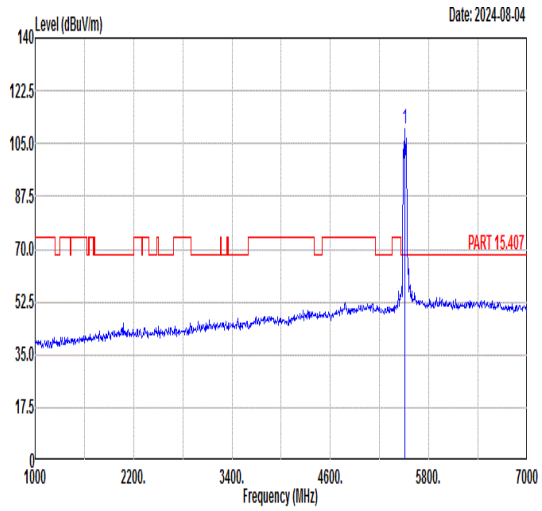 Freq Level Limit Line Margin (dB) Read Level Ant Factor Cable Loss Preamp Factor APos TPos Remark 1 5510.00 109.63 ------ ------ 96.61 35.91 9.71 32.60 200 14 PEAK
Avg	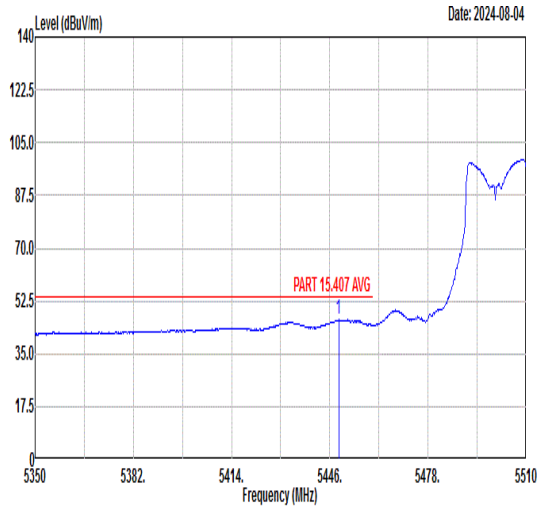 Freq Level Limit Line Margin (dB) Read Level Ant Factor Cable Loss Preamp Factor APos TPos Remark 1 5448.88 46.28 54.00 -7.72 33.28 35.93 9.68 32.61 200 14 AVERAGE	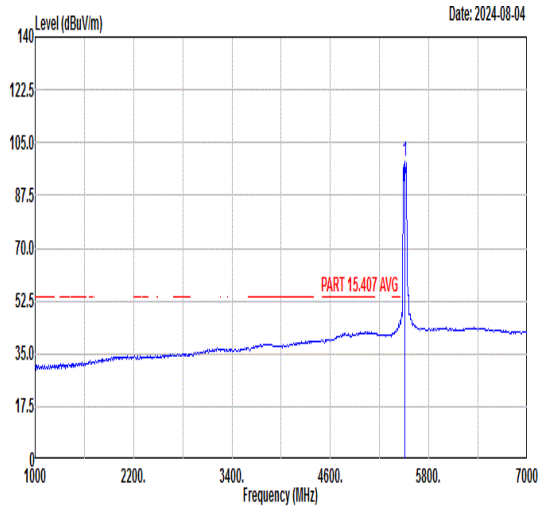 Freq Level Limit Line Margin (dB) Read Level Ant Factor Cable Loss Preamp Factor APos TPos Remark 1 5510.00 99.05 ------ ------ 86.03 35.91 9.71 32.60 200 14 AVERAGE

Mode	44	
	Band Edge - R	
	U-NII-2C_5.47-5.725_802.11ax HE40_CH102_Full RU_5510MHz	
ANT	CDD 14+15	
Pol.	Horizontal	Fundamental
Peak	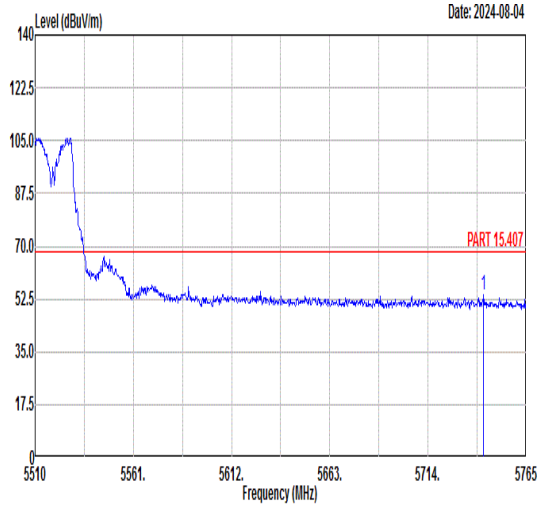 Freq Level Limit Line Margin (dB) Read Level Ant Factor Cable Loss Preamp Factor APos TPos Remark MHz dBuV/m dBuV/m dBuV dB/m dB dB cm deg 1 5742.82 53.73 68.30 -14.57 40.13 36.24 10.06 32.70 200 14 PEAK	Blank

Mode	44	
	Band Edge - L	
	U-NII-2C_5.47-5.725_802.11ax HE40_CH102_Full RU_5510MHz	
ANT	CDD 14+15	
Pol.	Vertical	Fundamental
Peak	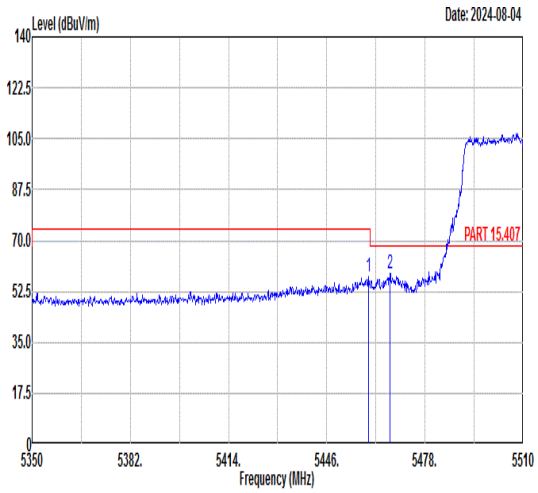 Freq Level Limit Line Margin (dB) Read Level Ant Factor Cable Loss Preamp Factor APos TPos Remark 1 5459.60 57.73 74.00 -16.27 44.73 35.92 9.69 32.61 300 285 PEAK 2 5466.64 58.43 68.30 -9.87 45.43 35.92 9.69 32.61 300 285 PEAK	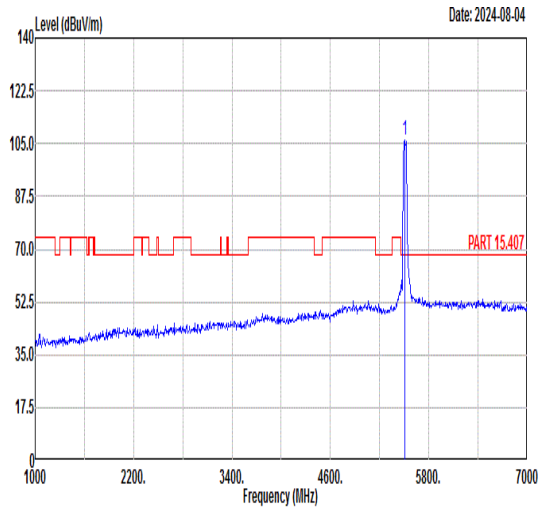 Freq Level Limit Line Margin (dB) Read Level Ant Factor Cable Loss Preamp Factor APos TPos Remark 1 5510.00 106.34 ------ ------ 93.32 35.91 9.71 32.60 300 285 PEAK
Avg	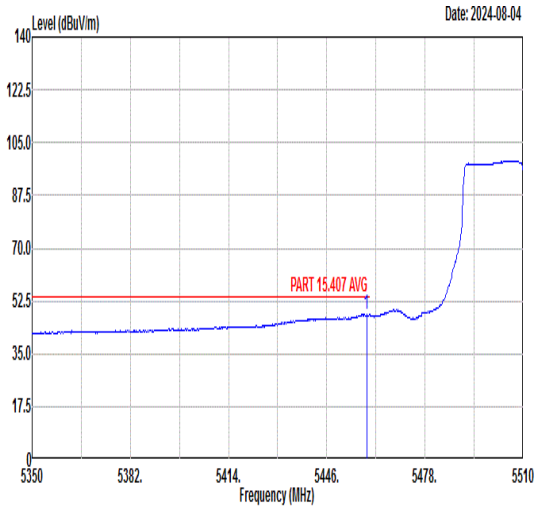 Freq Level Limit Line Margin (dB) Read Level Ant Factor Cable Loss Preamp Factor APos TPos Remark 1 5458.96 48.15 54.00 -5.85 35.15 35.92 9.69 32.61 300 285 AVERAGE	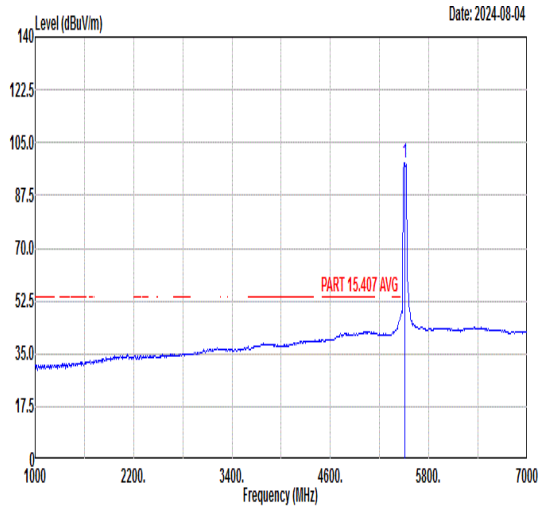 Freq Level Limit Line Margin (dB) Read Level Ant Factor Cable Loss Preamp Factor APos TPos Remark 1 5510.00 98.48 ------ ------ 85.46 35.91 9.71 32.60 300 285 AVERAGE

Mode	44	
	Band Edge - R	
	U-NII-2C_5.47-5.725_802.11ax HE40_CH102_Full RU_5510MHz	
ANT	CDD 14+15	
Pol.	Vertical	Fundamental
Peak	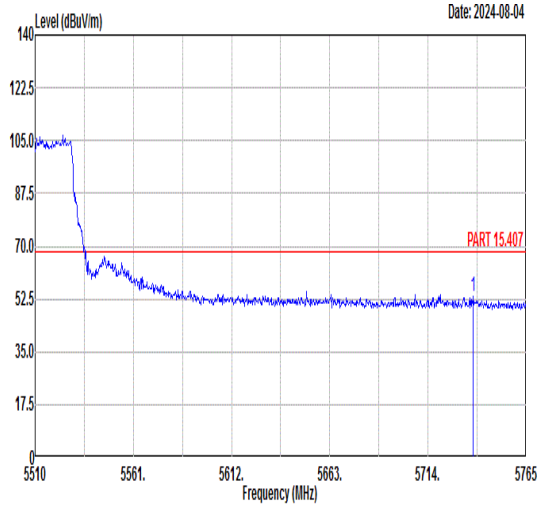 Freq Level Limit Line Margin (dB) Read Level Ant Factor Cable Loss Preamp Factor APos TPos Remark MHz dBuV/m dBuV/m dBuV dB/m dB dB cm deg 1 5737.46 53.23 68.30 -15.07 39.65 36.23 10.04 32.69 300 285 PEAK	Blank

Mode	45	
	Band Edge - L	
	U-NII-2C_5.47-5.725_802.11ax HE40_CH134_Full RU_5670MHz	
ANT	CDD 14+15	
Pol.	Horizontal	Fundamental
Peak	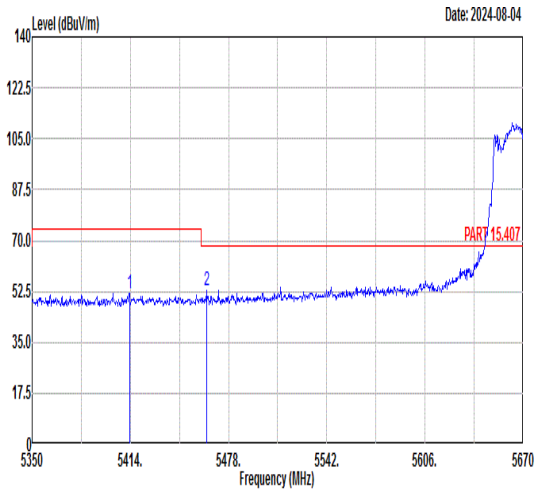 Freq Level Limit Line Margin (dB) Read Level Ant Factor Cable Loss Preamp Factor APos TPos Remark 1 5413.36 51.77 74.00 -22.23 38.78 35.95 9.66 32.62 100 16 PEAK 2 5463.60 52.77 68.30 -15.53 39.77 35.92 9.69 32.61 100 16 PEAK	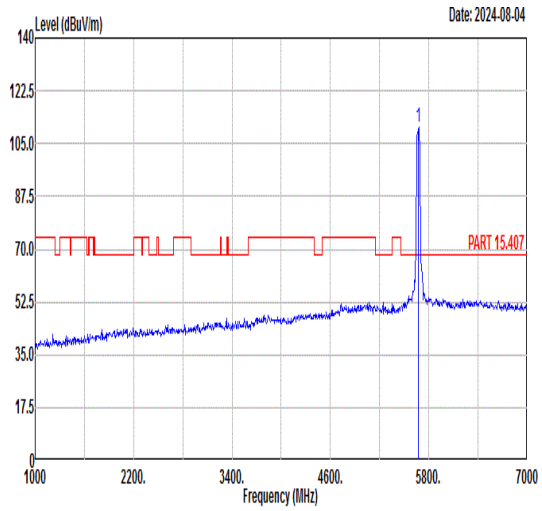 Freq Level Limit Line Margin (dB) Read Level Ant Factor Cable Loss Preamp Factor APos TPos Remark 1 5670.00 110.34 ------ ------ 96.91 36.16 9.94 32.67 100 16 PEAK
Avg	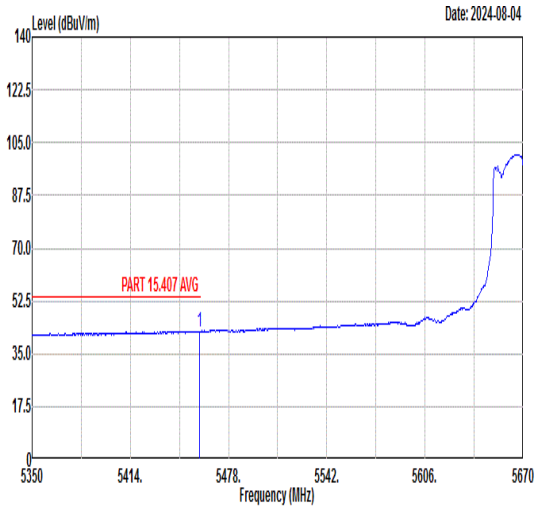 Freq Level Limit Line Margin (dB) Read Level Ant Factor Cable Loss Preamp Factor APos TPos Remark 1 5459.12 42.50 54.00 -11.50 29.50 35.92 9.69 32.61 100 16 AVERAGE	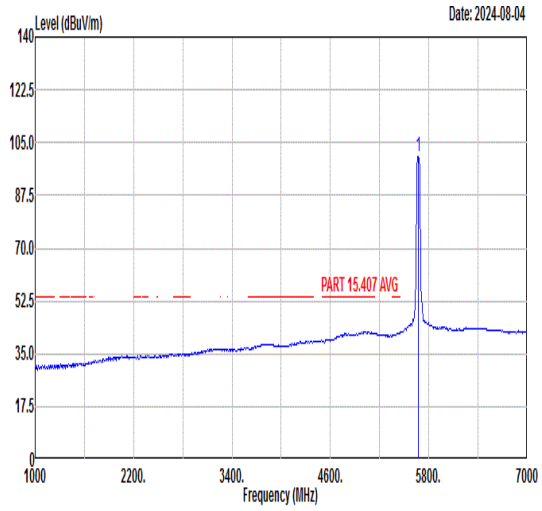 Freq Level Limit Line Margin (dB) Read Level Ant Factor Cable Loss Preamp Factor APos TPos Remark 1 5670.00 100.46 ------ ------ 87.09 36.14 9.90 32.67 100 16 AVERAGE

Mode	45	
	Band Edge - R	
	U-NII-2C_5.47-5.725_802.11ax HE40_CH134_Full RU_5670MHz	
ANT	CDD 14+15	
Pol.	Horizontal	Fundamental
Peak	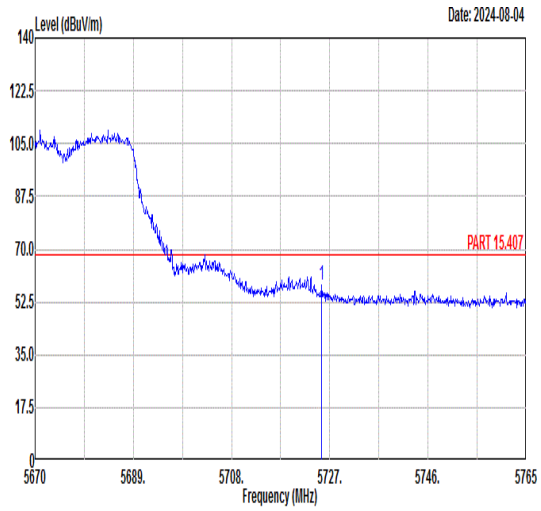 Freq Level Limit Line Margin (dB) Read Level Ant Factor Cable Loss Preamp Factor APos TPos Remark MHz dBuV/m dBuV/m dBuV dB/m dB dB cm deg 1 5725.39 58.31 68.30 -9.99 44.76 36.22 10.02 32.69 100 16 PEAK	Blank

Mode	45	
	Band Edge - L	
	U-NII-2C_5.47-5.725_802.11ax HE40_CH134_Full RU_5670MHz	
ANT	CDD 14+15	
Pol.	Vertical	Fundamental
Peak	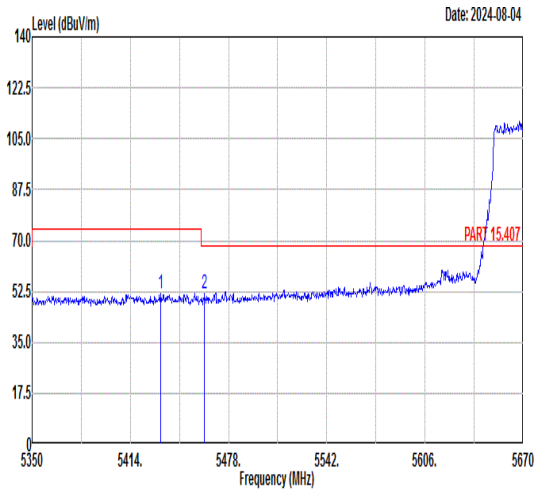 Freq Level Limit Line Margin (dB) Read Level Ant Factor Cable Loss Preamp Factor APos TPos Remark 1 5433.84 MHz 51.64 dBuV/m 74.00 -22.36 38.64 dBuV 35.94 dB/m 9.67 dB 32.61 dB 286 cm 278 deg PEAK 2 5462.32 51.66 68.30 -16.64 38.66 35.92 9.69 32.61 286 278 PEAK	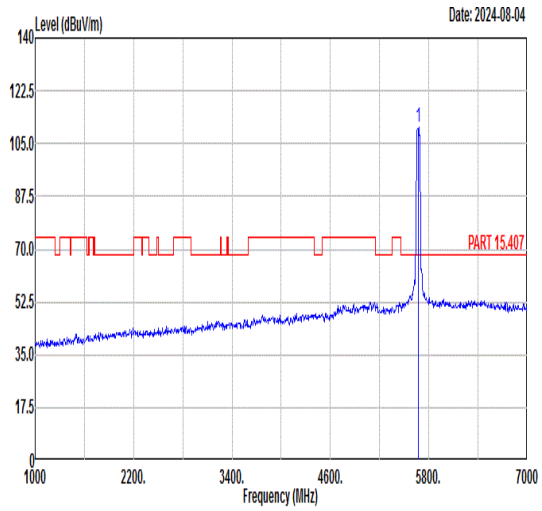 Freq Level Limit Line Margin (dB) Read Level Ant Factor Cable Loss Preamp Factor APos TPos Remark 1 5670.00 110.49 ------ ------ 97.06 36.16 9.94 32.67 286 278 PEAK
Avg	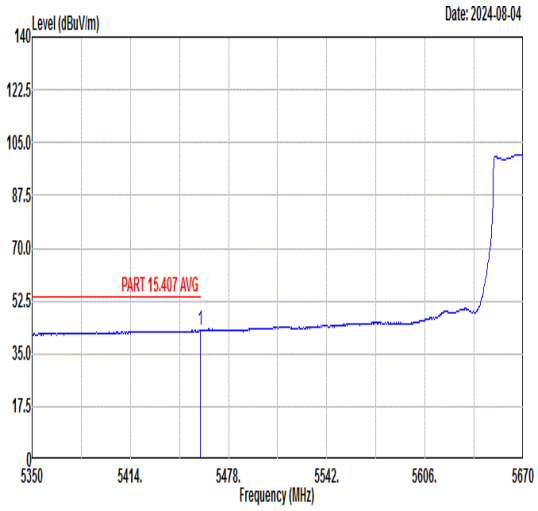 Freq Level Limit Line Margin (dB) Read Level Ant Factor Cable Loss Preamp Factor APos TPos Remark 1 5459.76 MHz 42.64 dBuV/m 54.00 -11.36 29.64 dBuV 35.92 dB/m 9.69 dB 32.61 dB 286 cm 278 deg AVERAGE	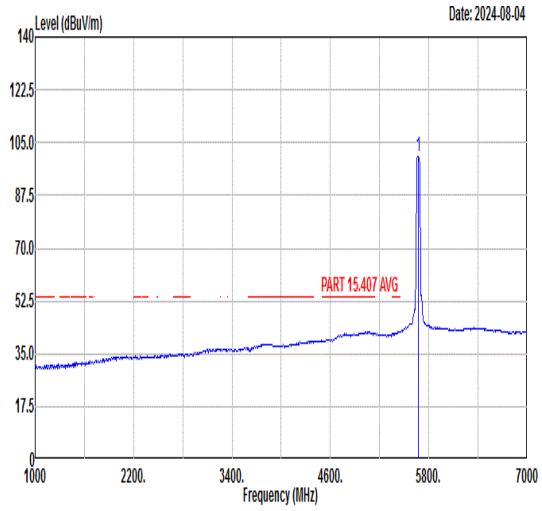 Freq Level Limit Line Margin (dB) Read Level Ant Factor Cable Loss Preamp Factor APos TPos Remark 1 5670.00 100.54 ------ ------ 87.17 36.14 9.90 32.67 286 278 AVERAGE

Mode	45	
	Band Edge - R	
	U-NII-2C_5.47-5.725_802.11ax HE40_CH134_Full RU_5670MHz	
ANT	CDD 14+15	
Pol.	Vertical	Fundamental
Peak	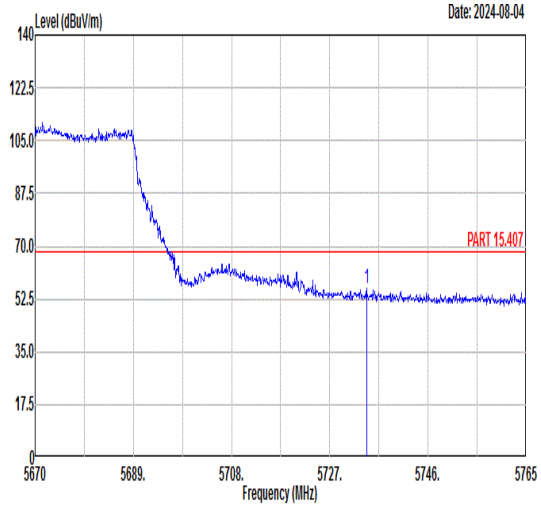 Freq Level Limit Line Margin (dB) Read Level Ant Factor Cable Loss Preamp Factor APos TPos Remark MHz dBuV/m dBuV/m dBuV dB/m dB dB cm deg 1 5734.13 56.02 68.30 -12.28 42.44 36.23 10.04 32.69 286 278 PEAK	Blank