Mode	106	
	Band Edge - L	
	2400-2483.5_802.11ax HE40_CH08_Full RU _2447MHz	
ANT	SISO 10	
Pol.	Horizontal	Fundamental
Peak	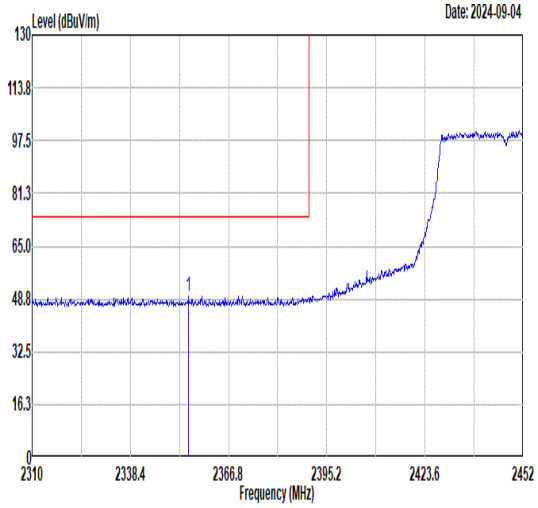 Freq Level Limit Line Margin Read Level Ant Factor Cable Loss Preamp Factor APos TPos Remark MHz dBuV/m dBuV/m dB dBuV dB/m dB dB cm deg 1 2355.30 49.75 74.00 -24.25 47.90 30.68 4.76 33.59 206 0 PEAK	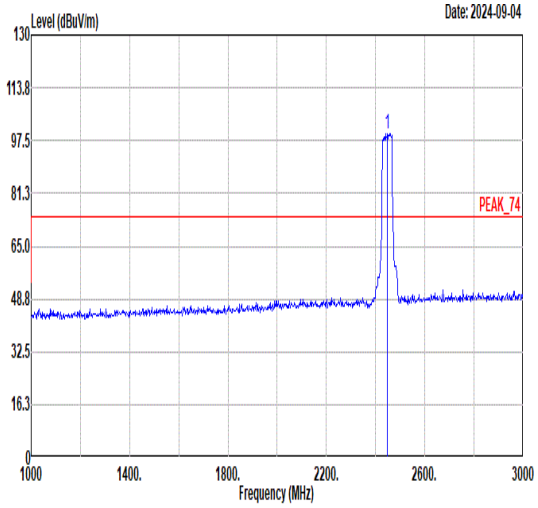 Freq Level Limit Line Margin Read Level Ant Factor Cable Loss Preamp Factor APos TPos Remark MHz dBuV/m dBuV/m dB dBuV dB/m dB dB cm deg 1 2447.00 99.70 ------ ------ 97.69 30.69 4.86 33.54 206 0 PEAK
Avg	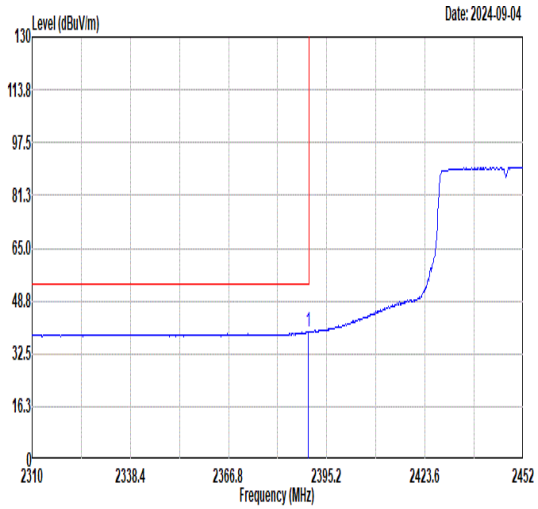 Freq Level Limit Line Margin Read Level Ant Factor Cable Loss Preamp Factor APos TPos Remark MHz dBuV/m dBuV/m dB dBuV dB/m dB dB cm deg 1 2389.95 39.23 54.00 -14.77 37.39 30.61 4.80 33.57 206 0 AVERAGE	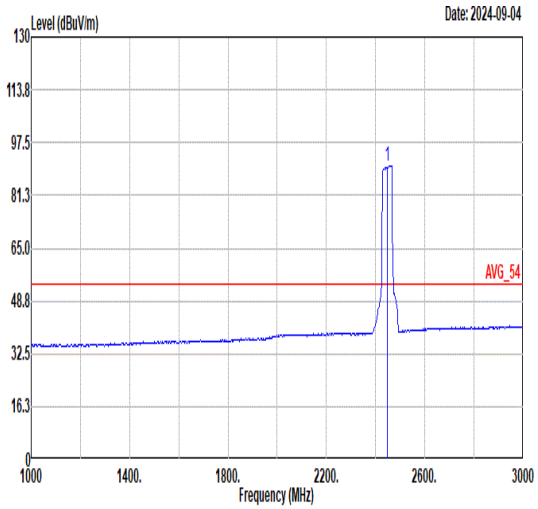 Freq Level Limit Line Margin Read Level Ant Factor Cable Loss Preamp Factor APos TPos Remark MHz dBuV/m dBuV/m dB dBuV dB/m dB dB cm deg 1 2447.00 90.42 ------ ------ 88.26 30.78 4.90 33.52 206 0 AVERAGE

Mode	106	
	Band Edge - R	
	2400-2483.5_802.11ax HE40_CH08_Full RU _2447MHz	
ANT	SISO 10	
Pol.	Horizontal	Fundamental
Peak	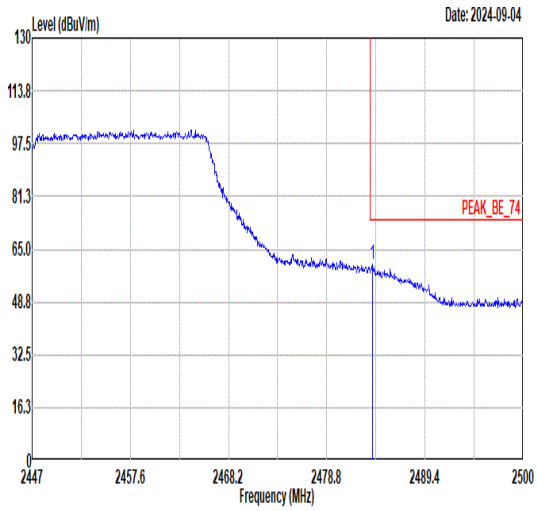 Freq Level Limit Line Margin Read Level Ant Factor Cable Loss Preamp Factor APos TPos Remark MHz dBuV/m dBuV/m dB dBuV dB/m dB dB cm deg 1 2483.73 60.26 74.00 -13.74 58.00 30.85 4.92 33.51 206 0 PEAK	Blank
Avg	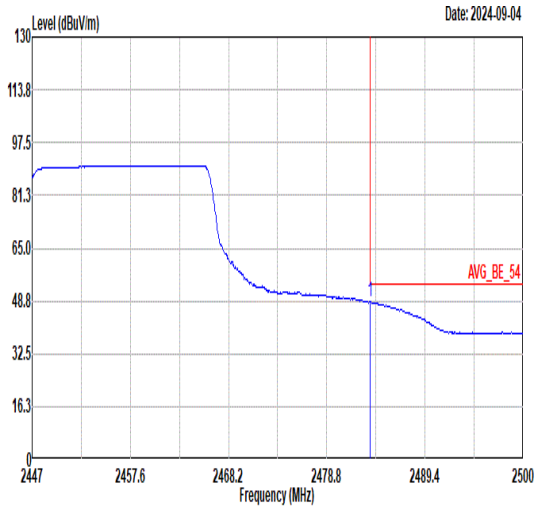 Freq Level Limit Line Margin Read Level Ant Factor Cable Loss Preamp Factor APos TPos Remark MHz dBuV/m dBuV/m dB dBuV dB/m dB dB cm deg 1 2483.52 48.62 54.00 -5.38 46.36 30.85 4.92 33.51 206 0 AVERAGE	Blank

Mode	106	
	Band Edge - L	
	2400-2483.5_802.11ax HE40_CH08_Full RU _2447MHz	
ANT	SISO 10	
Pol.	Vertical	Fundamental
Peak	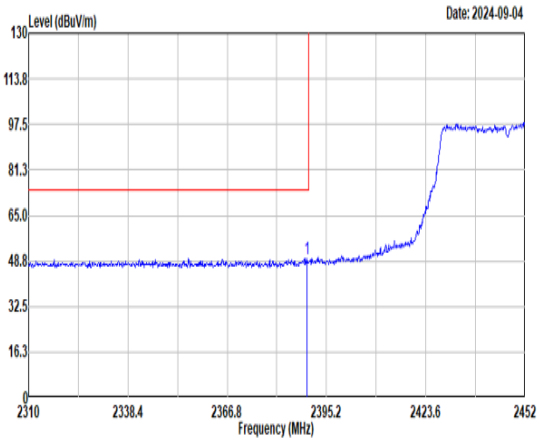 Freq Level Limit Line Margin Read Level Ant Factor Cable Loss Preamp Factor APos TPos Remark MHz dBuV/m dBuV/m dB dBuV dB/m dB dB cm deg 1 2389.52 49.52 74.00 -24.48 47.68 30.61 4.80 33.57 387 236 PEAK	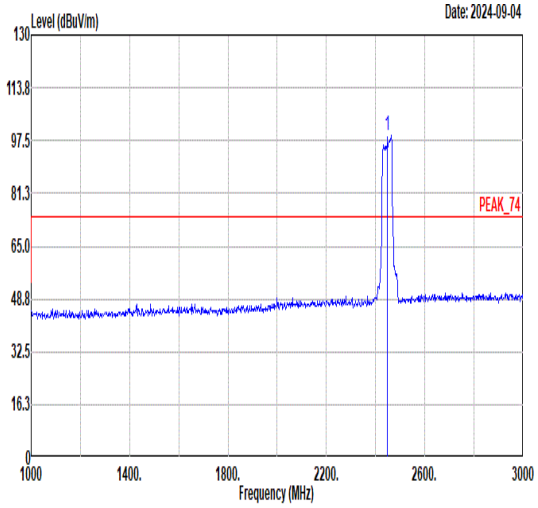 Freq Level Limit Line Margin Read Level Ant Factor Cable Loss Preamp Factor APos TPos Remark MHz dBuV/m dBuV/m dB dBuV dB/m dB dB cm deg 1 2447.00 99.22 ------ ------ 97.08 30.77 4.89 33.52 387 236 PEAK
Avg	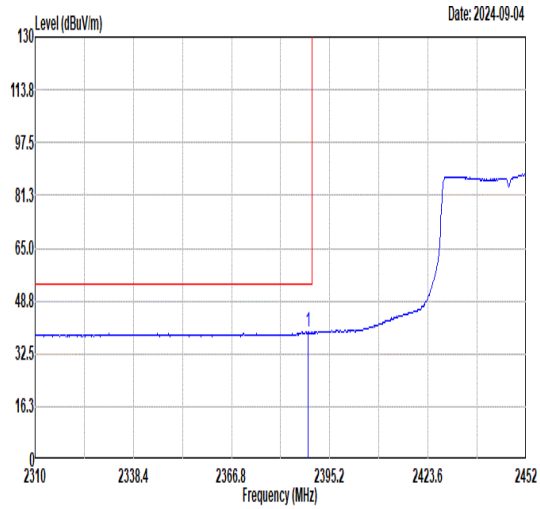 Freq Level Limit Line Margin Read Level Ant Factor Cable Loss Preamp Factor APos TPos Remark MHz dBuV/m dBuV/m dB dBuV dB/m dB dB cm deg 1 2388.81 39.28 54.00 -14.72 37.45 30.61 4.79 33.57 387 236 AVERAGE	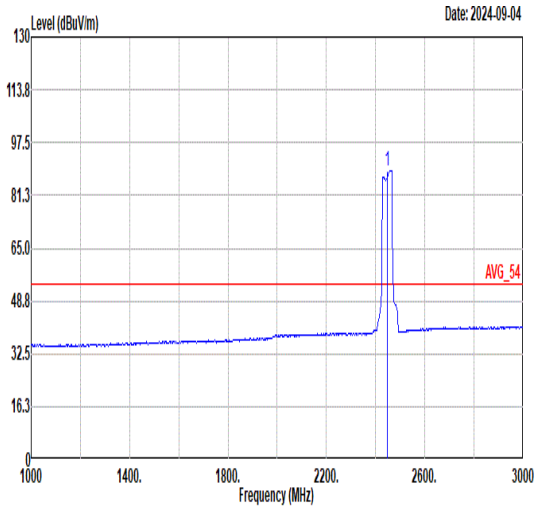 Freq Level Limit Line Margin Read Level Ant Factor Cable Loss Preamp Factor APos TPos Remark MHz dBuV/m dBuV/m dB dBuV dB/m dB dB cm deg 1 2447.00 88.91 ------ ------ 86.78 30.77 4.89 33.53 387 236 AVERAGE

Mode	106	
	Band Edge - R	
	2400-2483.5_802.11ax HE40_CH08_Full RU _2447MHz	
ANT	SISO 10	
Pol.	Vertical	Fundamental
Peak	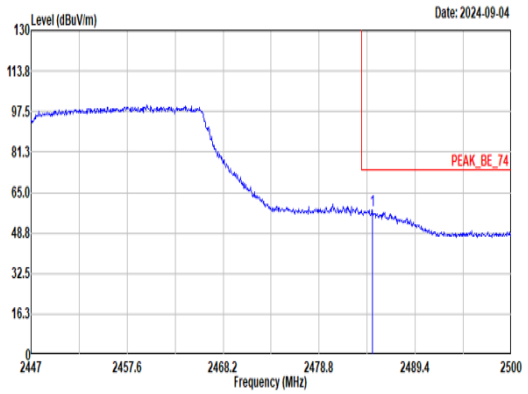 Freq Level Limit Line Margin Read Level Ant Factor Cable Loss Preamp Factor APos TPos Remark MHz dBuV/m dBuV/m dB dBuV dB/m dB dB cm deg 1 2484.68 57.86 74.00 -16.14 55.59 30.86 4.92 33.51 387 236 PEAK	Blank
Avg	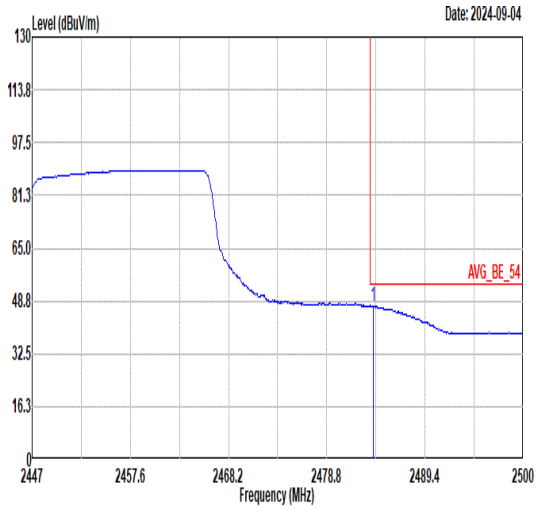 Freq Level Limit Line Margin Read Level Ant Factor Cable Loss Preamp Factor APos TPos Remark MHz dBuV/m dBuV/m dB dBuV dB/m dB dB cm deg 1 2483.78 47.24 54.00 -6.76 44.98 30.85 4.92 33.51 387 236 AVERAGE	Blank

Appendix D. Duty Cycle Plots

Antenna Label	Band	Duty Cycle(%)	T(ms)	1/T(kHz)	VBW Setting
13	802.11b	100	-	-	10Hz
	802.11g	98.98	2.101	0.476	10Hz
	802.11n HT20	100	-	-	10Hz
	802.11n HT40	100	-	-	10Hz
	802.11ax HE20	100	-	-	10Hz
	802.11ax HE40	100	-	-	10Hz
	802.11be EHT20	100	-	-	10Hz
	802.11be EHT40	100	-	-	10Hz
10	802.11b	100	-	-	10Hz
	802.11g	98.98	2.101	0.476	10Hz
	802.11n HT20	100	-	-	10Hz
	802.11n HT40	100	-	-	10Hz
	802.11ax HE20	100	-	-	10Hz
	802.11ax HE40	100	-	-	10Hz
	802.11be EHT20	100	-	-	10Hz
	802.11be EHT40	100	-	-	10Hz
13+10	802.11b	100	-	-	10Hz
	802.11g	99.04	2.093	0.478	10Hz
	802.11n HT20	100	-	-	10Hz
	802.11n HT40	100	-	-	10Hz
	802.11ax HE20	100	-	-	10Hz
	802.11ax HE40	100	-	-	10Hz
	802.11be EHT20	100	-	-	10Hz
	802.11be EHT40	100	-	-	10Hz

Ant.13

802.11b

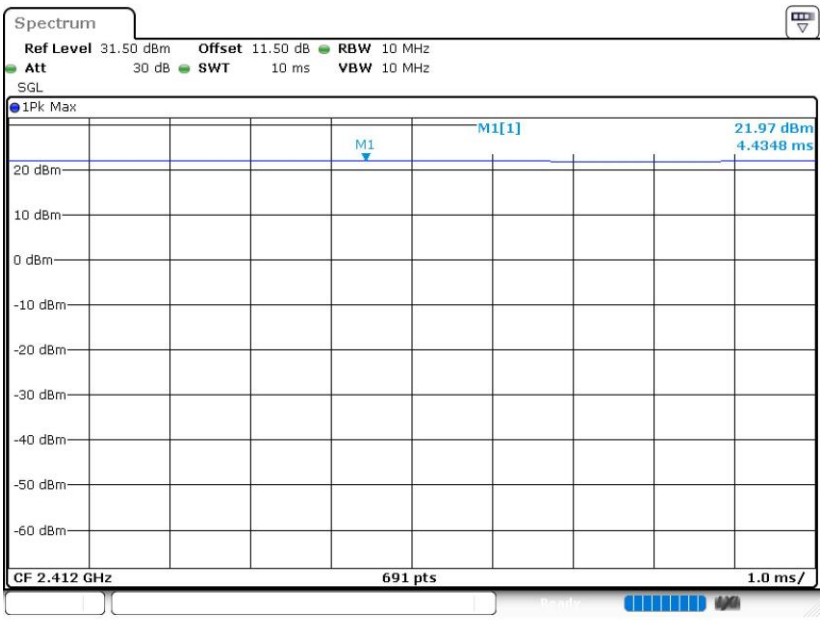

Date: 1.AUG.2024 22:25:06

802.11g

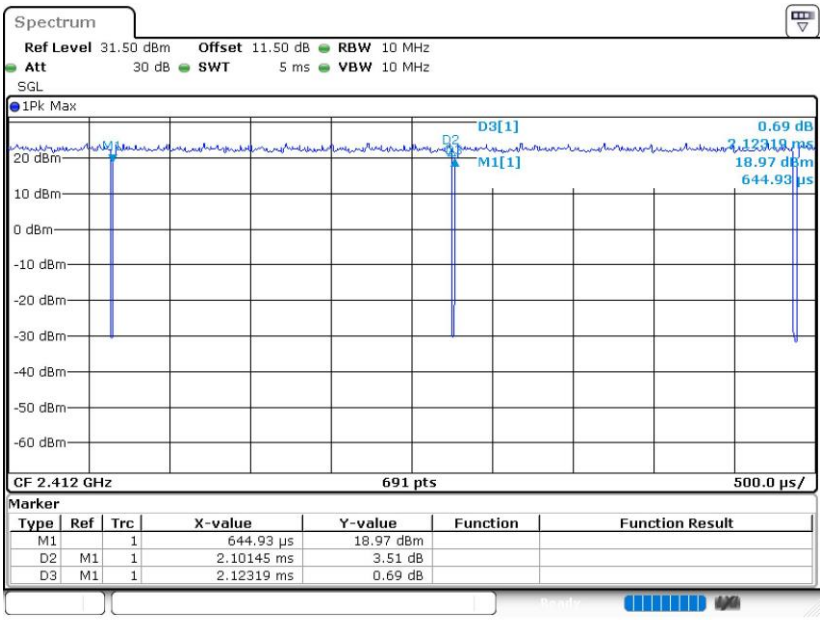

Marker

Type	Ref	Trc	X-value	Y-value	Function	Function Result
M1		1	644.93 µs	18.97 dBm		
D2	M1	1	2.10145 ms	3.51 dB		
D3	M1	1	2.12319 ms	0.69 dB		

Date: 1.AUG.2024 22:39:04

802.11n HT20

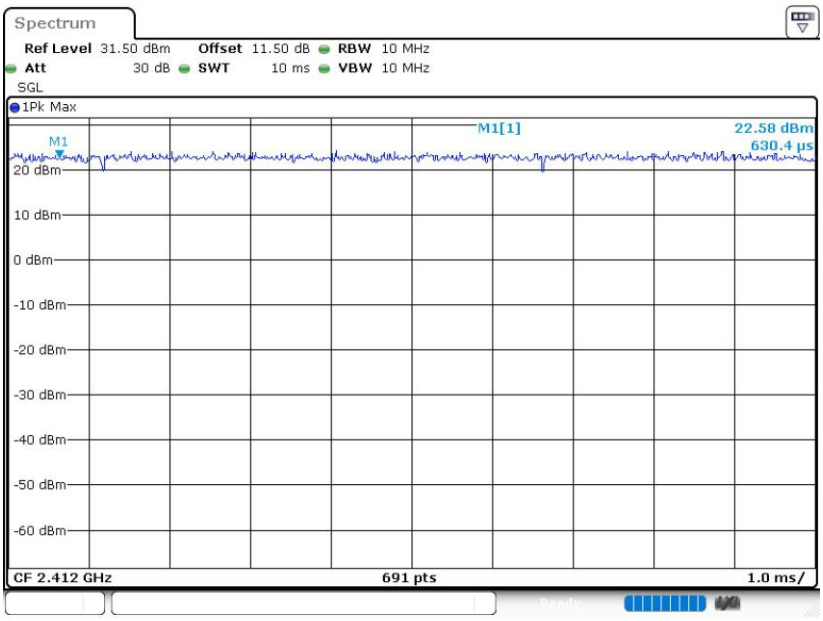

Date: 1.AUG.2024 22:28:58

802.11n HT40

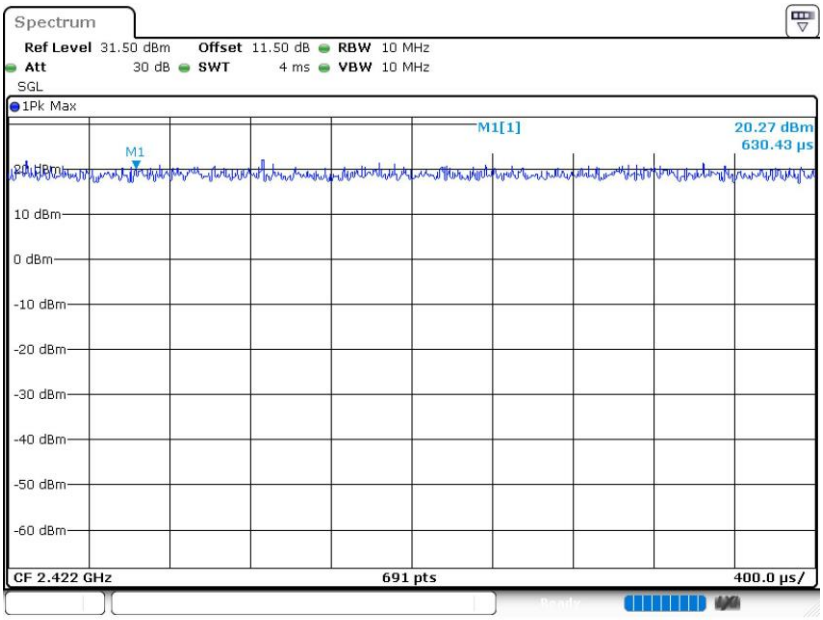

Date: 1.AUG.2024 22:35:30

802.11ax HE20

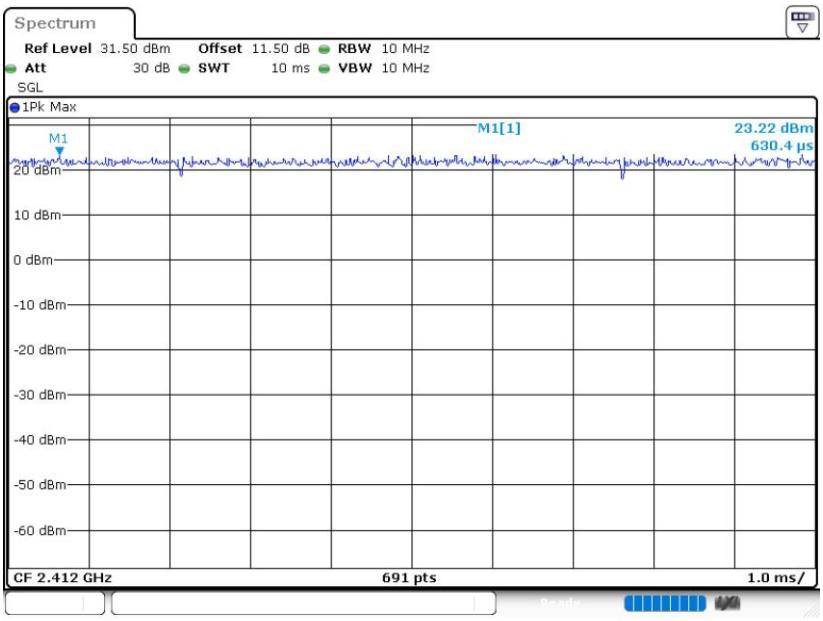

Date: 1.AUG.2024 22:30:11

802.11 ax HE 40

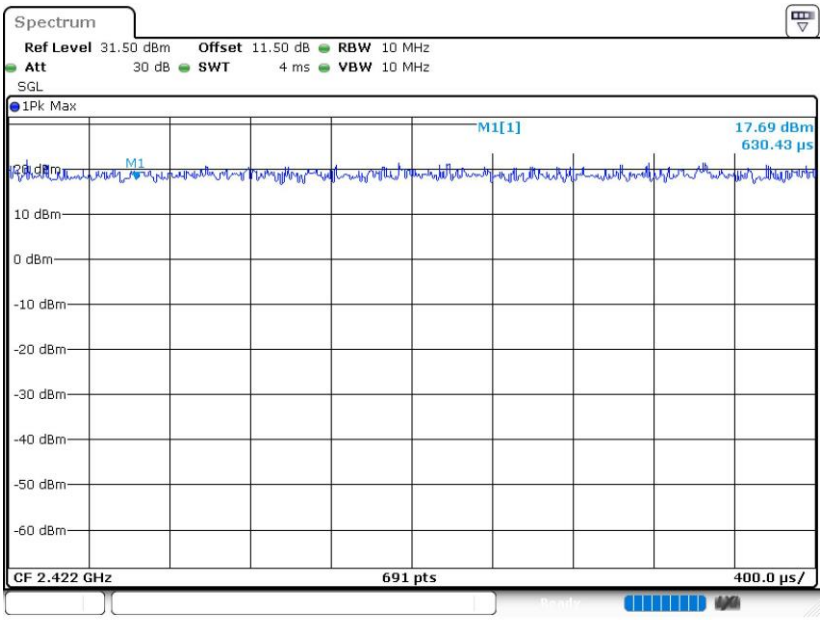

Date: 1.AUG.2024 22:35:02

Ant.10

802.11b

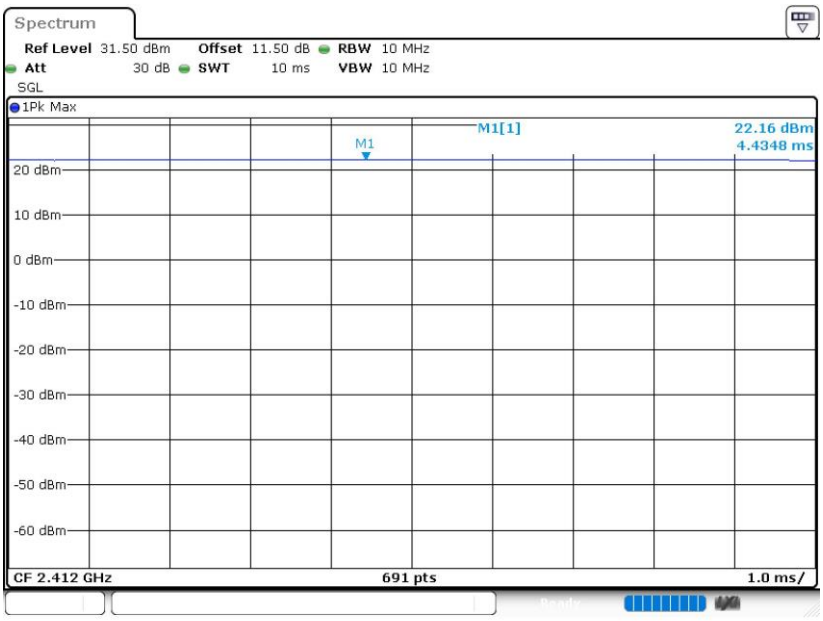

Date: 1.AUG.2024 22:25:36

802.11g

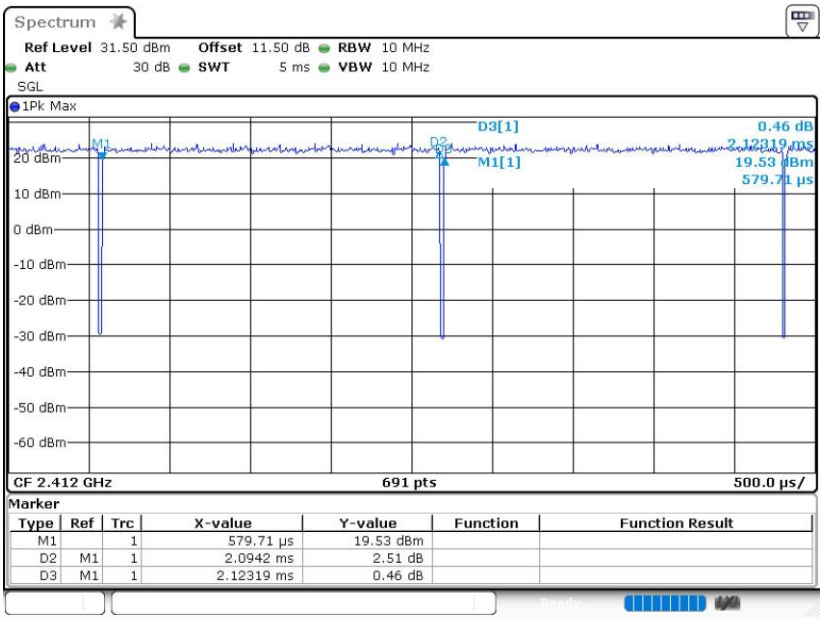

Marker

Type	Ref	Trc	X-value	Y-value	Function	Function Result
M1		1	579.71 µs	19.53 dBm		
D2	M1	1	2.0942 ms	2.51 dB		
D3	M1	1	2.12319 ms	0.46 dB		

Date: 1.AUG.2024 22:38:25

802.11n HT20

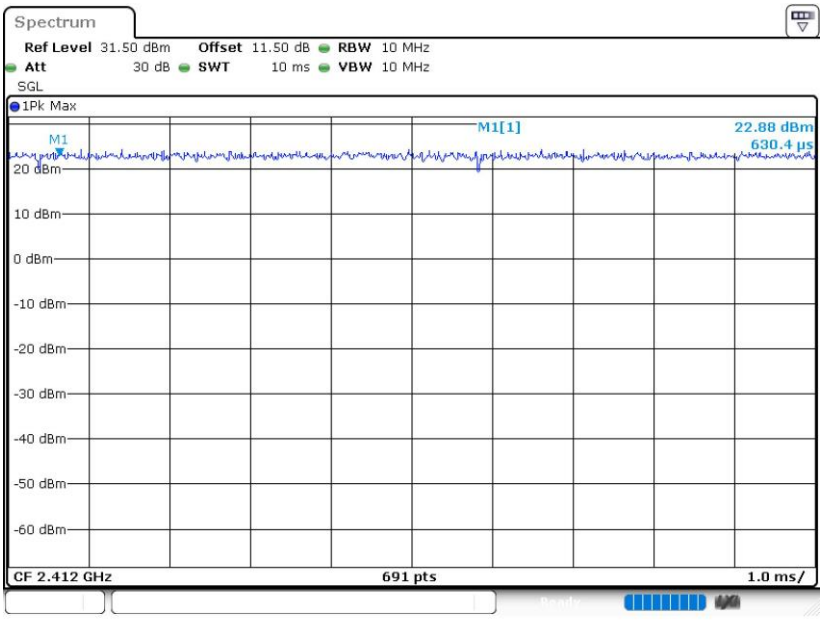

Date: 1.AUG.2024 22:29:16

802.11n HT40

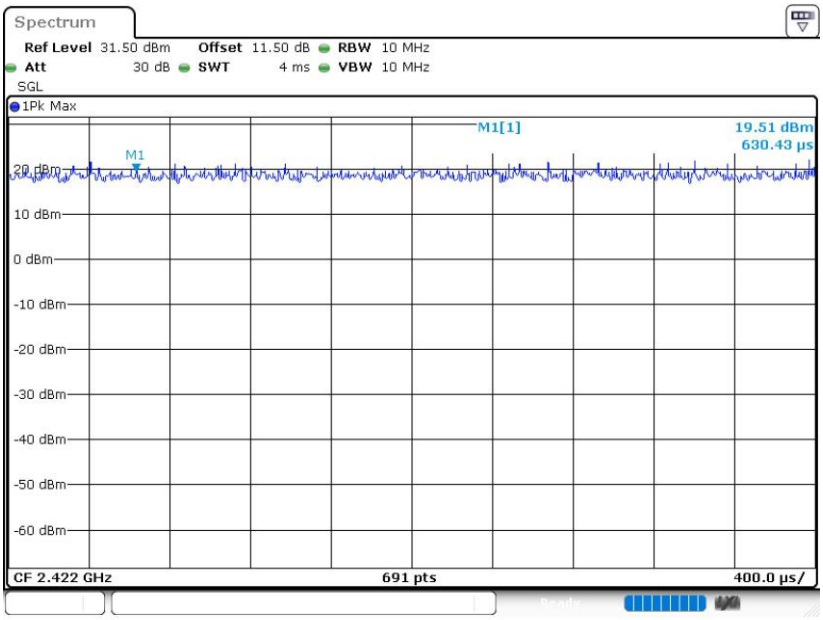

Date: 1.AUG.2024 22:35:39

802.11ax HE20

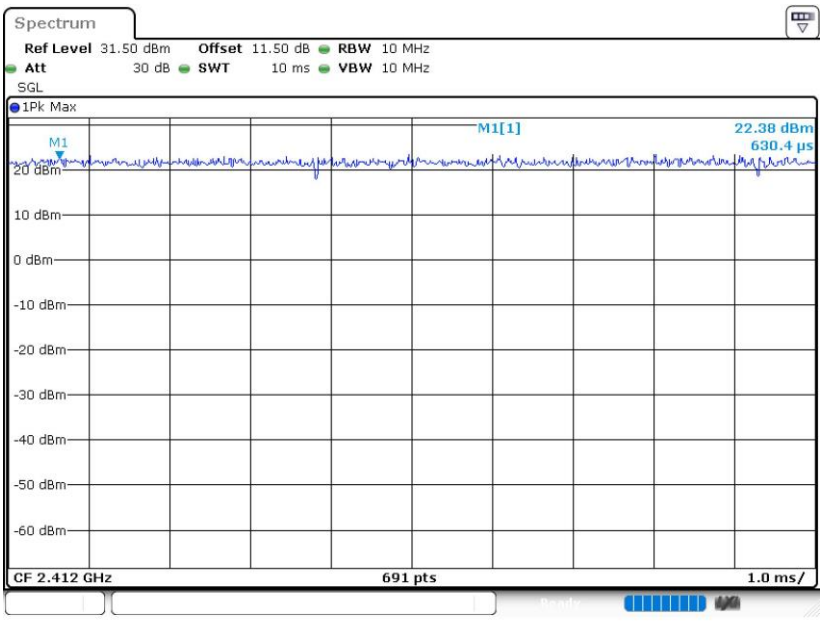

Date: 1.AUG.2024 22:30:03

802.11 ax HE 40

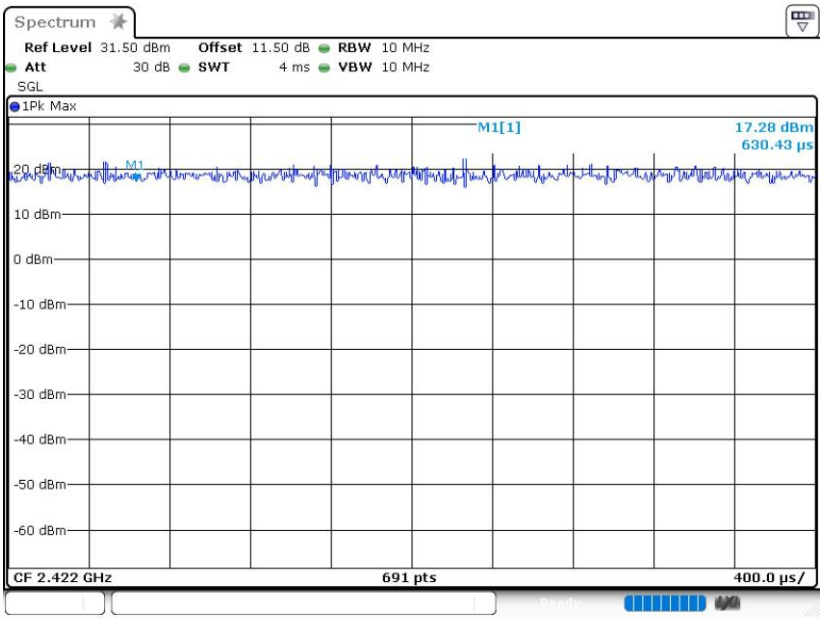

Date: 1.AUG.2024 22:34:51

Ant.13+10

802.11b

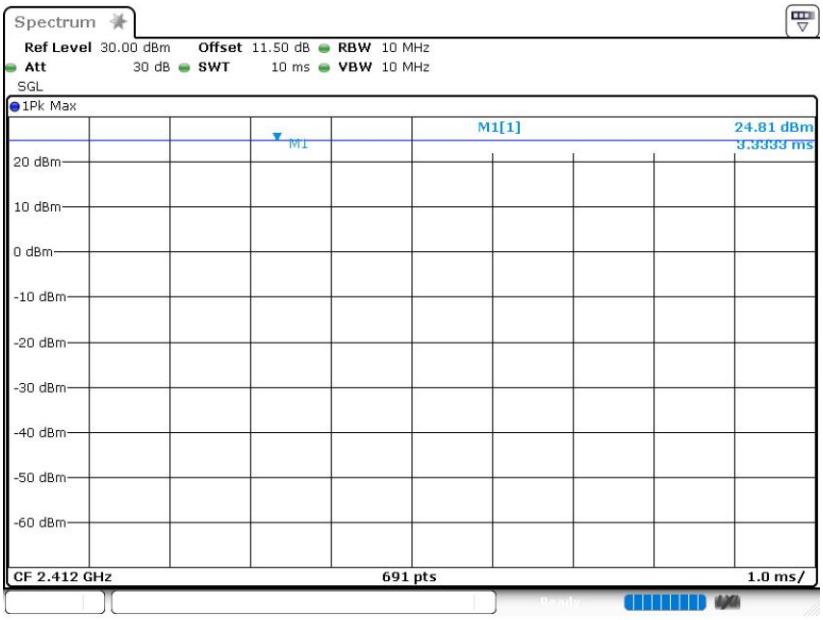

Date: 1.AUG.2024 00:48:01

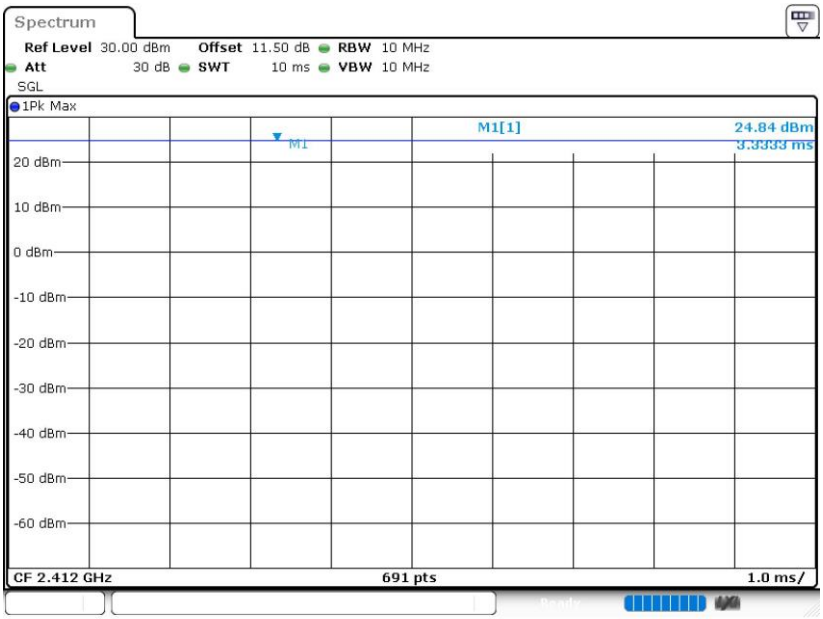

Date: 1.AUG.2024 00:48:09

802.11g

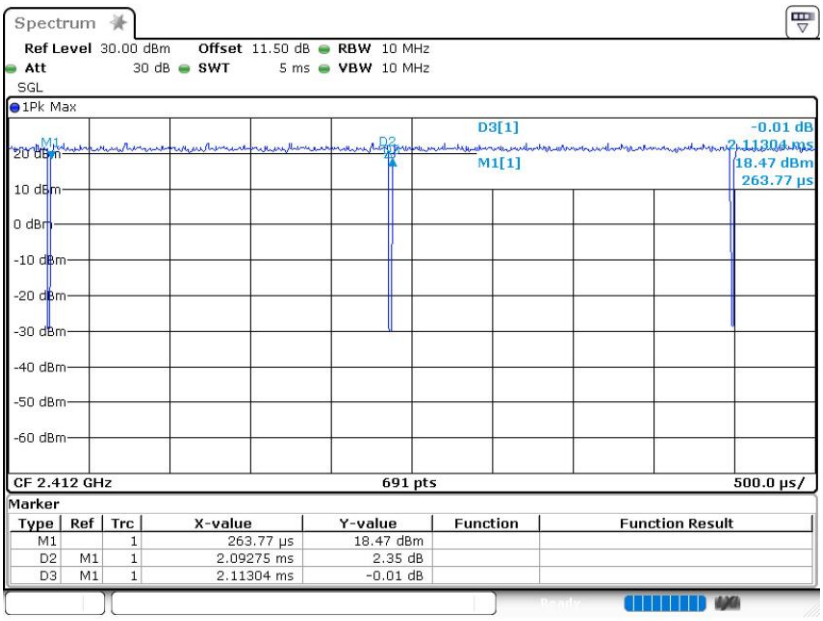

Date: 31.JUL.2024 23:13:53

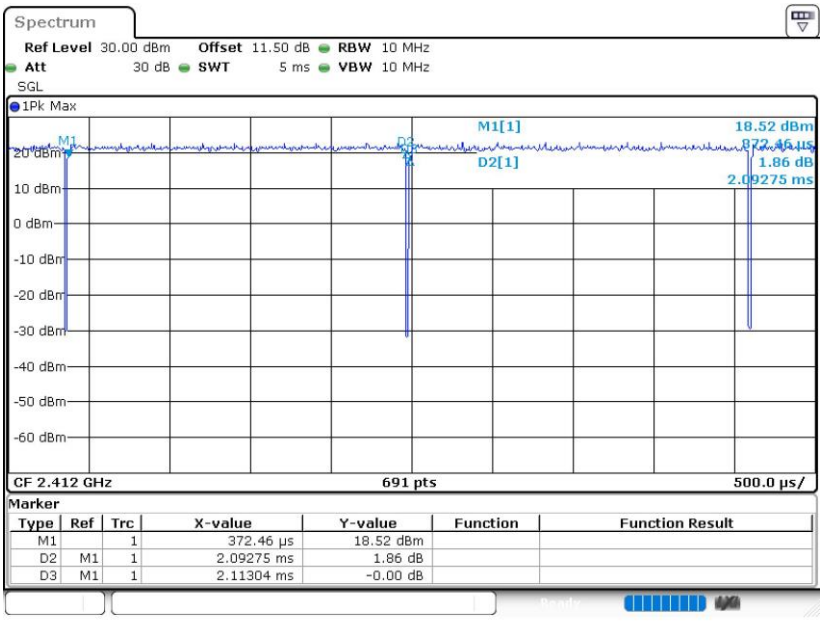

Date: 31.JUL.2024 23:14:32

802.11n HT20

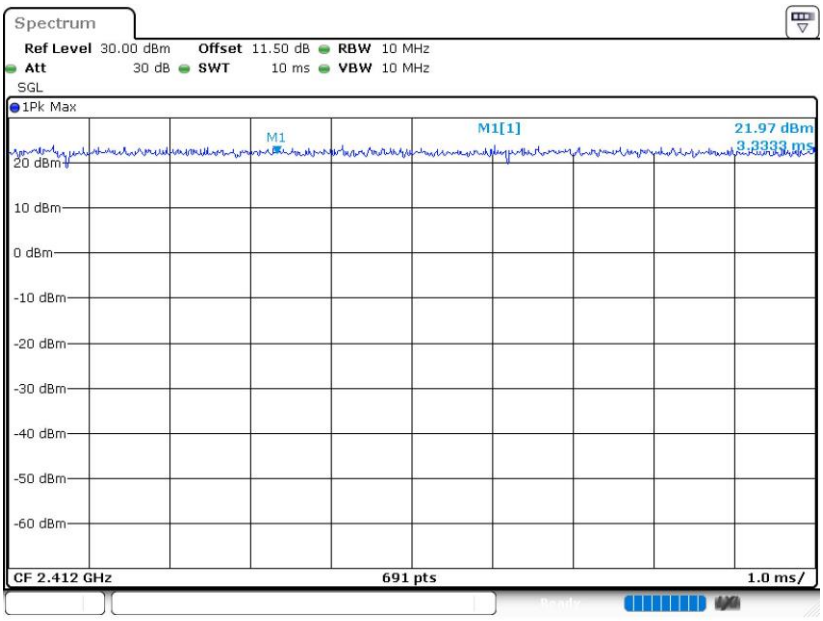

Date: 1.AUG.2024 00:38:03

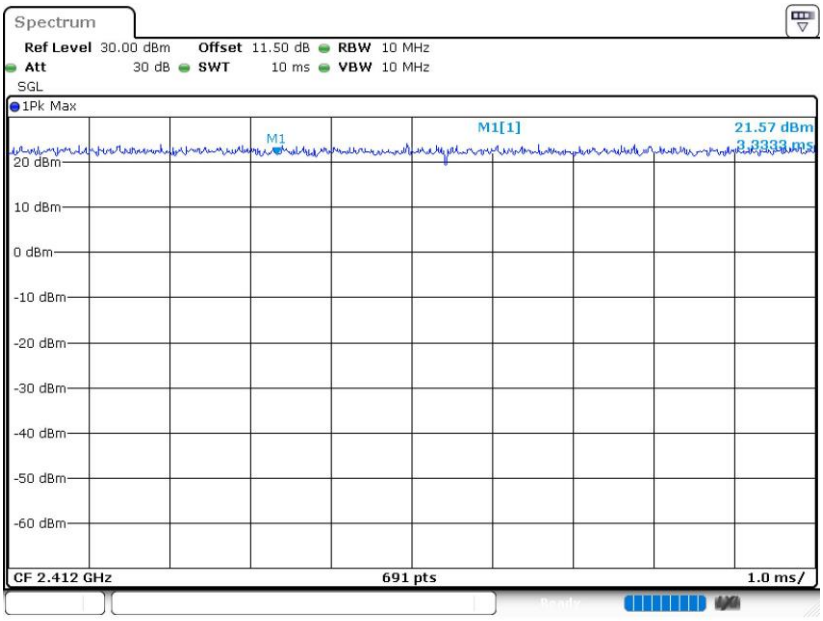

Date: 1.AUG.2024 00:38:13

802.11n HT40

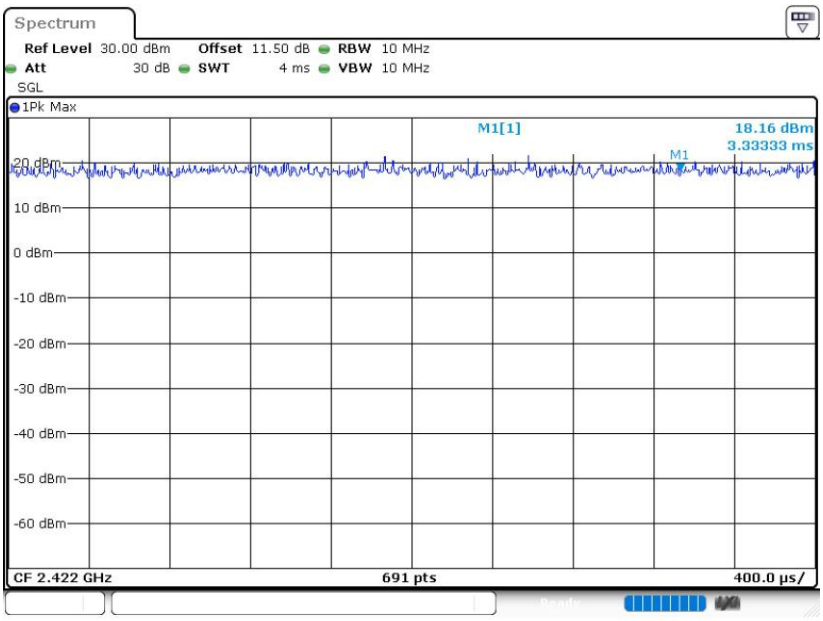

Date: 1.AUG.2024 00:39:21

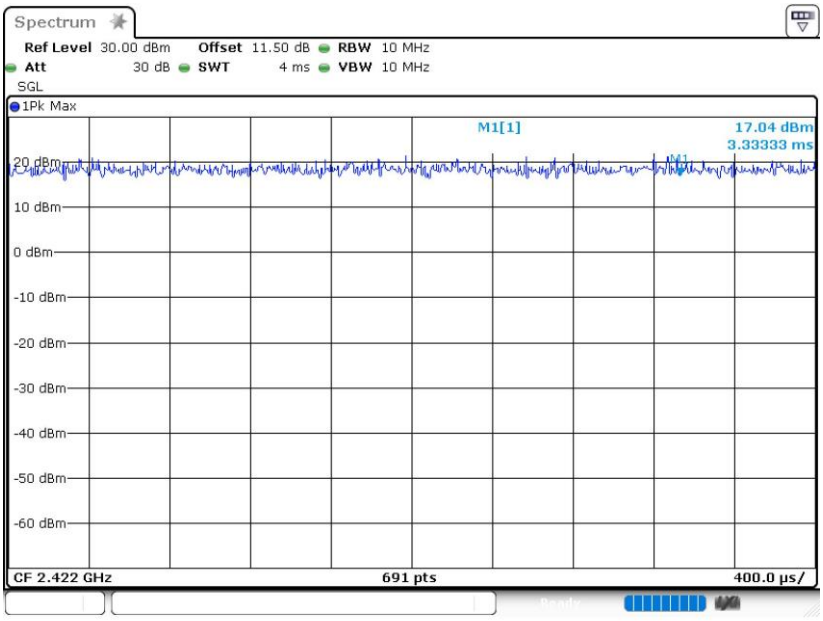

Date: 1.AUG.2024 00:39:08

802.11ax HE20

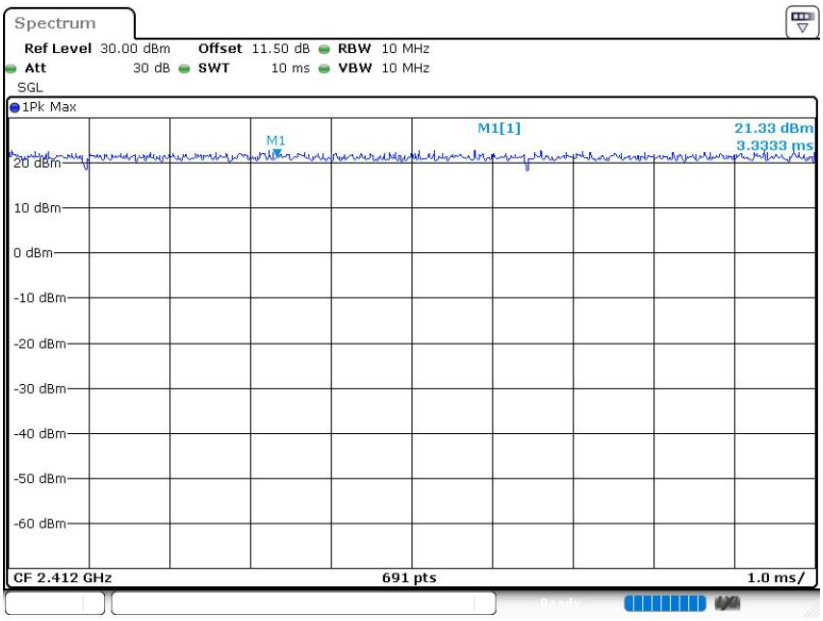

Date: 1.AUG.2024 00:36:40

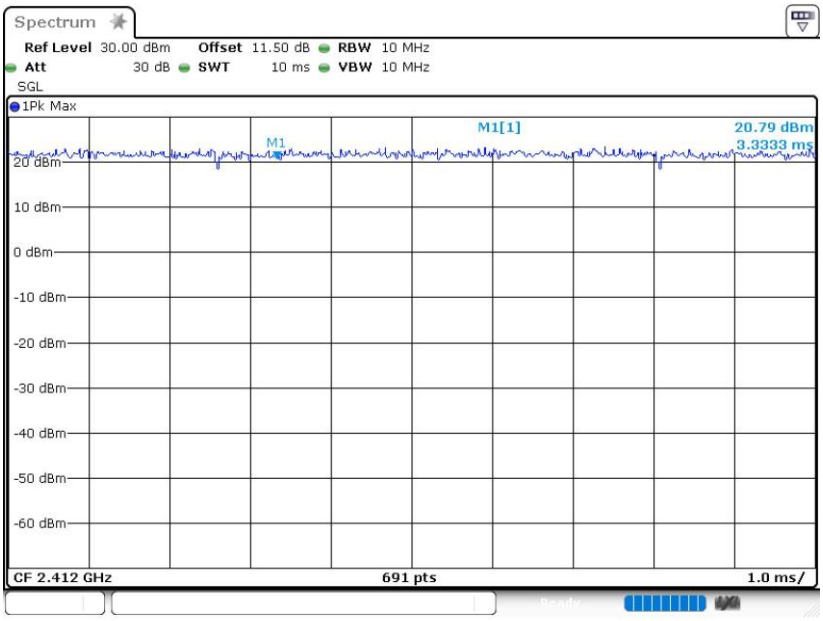

Date: 1.AUG.2024 00:36:29

802.11 ax HE 40

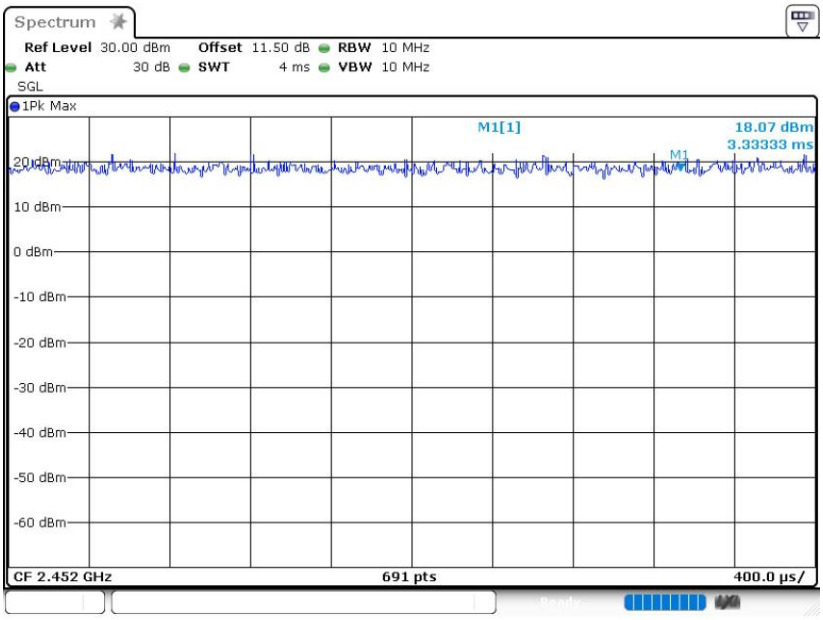

Date: 1.AUG.2024 00:34:26

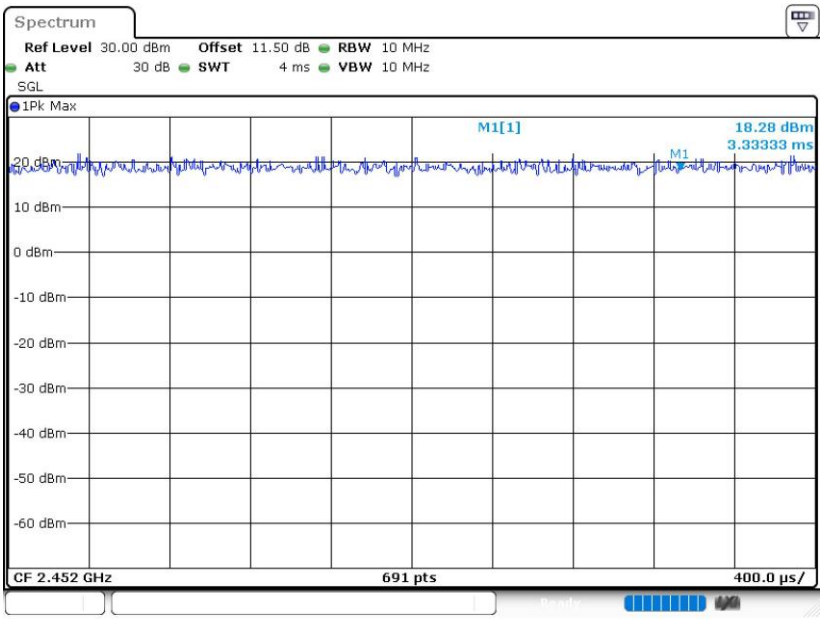

Date: 1.AUG.2024 00:34:57

802.11be EHT20

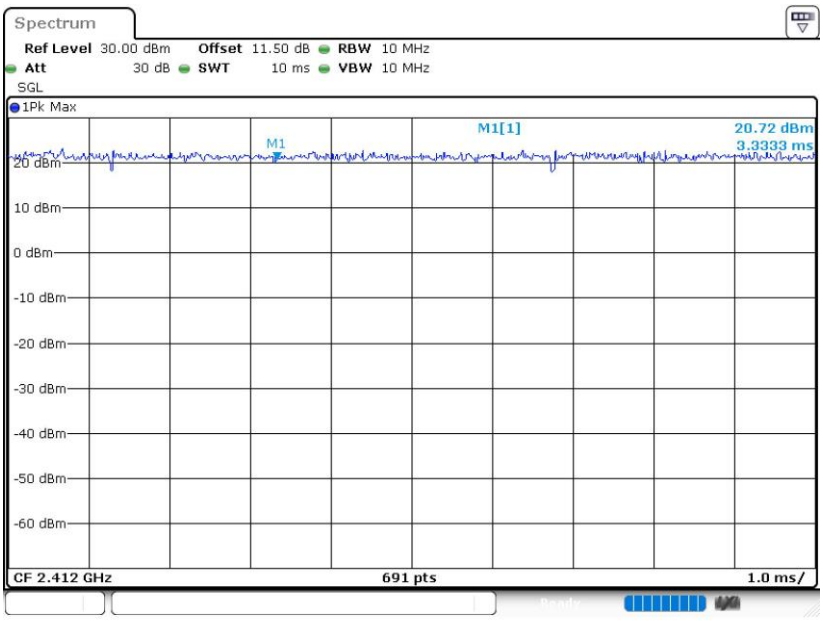

Date: 1.AUG.2024 00:43:14

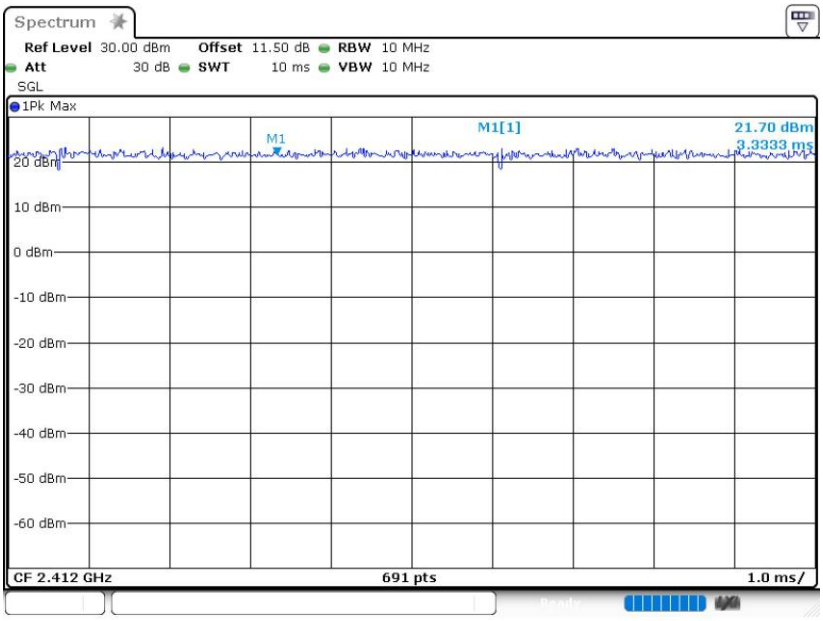

Date: 1.AUG.2024 00:43:05

802.11be EHT40

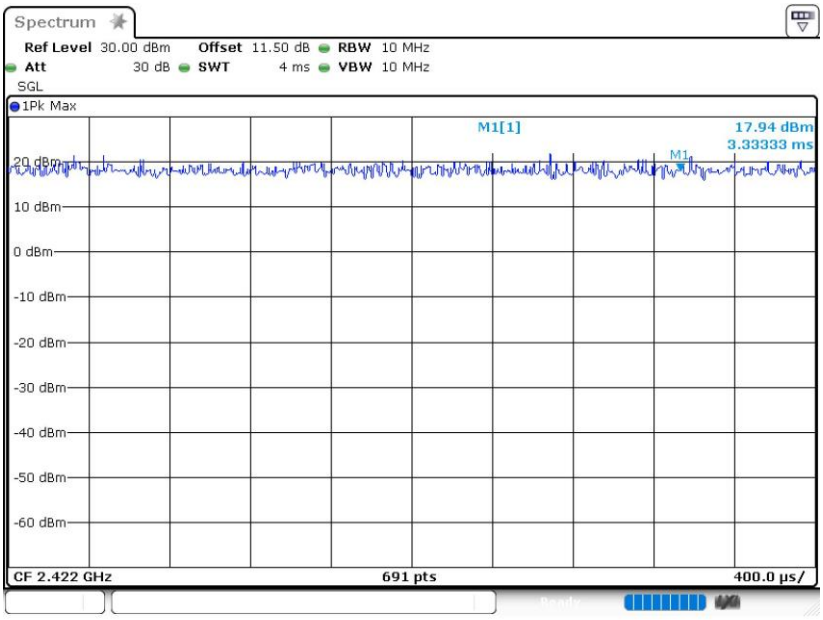

Date: 1.AUG.2024 00:44:14

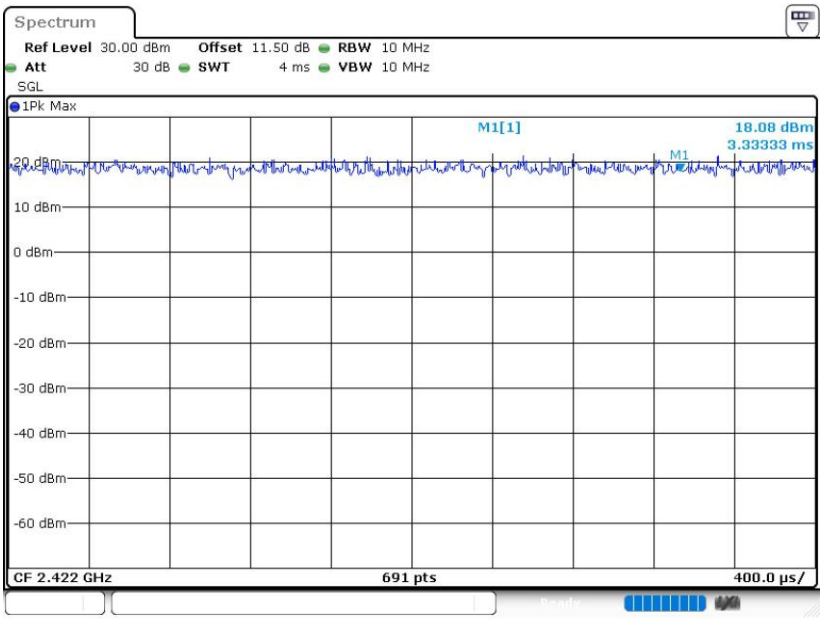

Date: 1.AUG.2024 00:44:27