Mode	74	
	Band Edge	
	2400-2483.5_802.11ax HE20_CH11_Full RU _2462MHz	
ANT	SISO 13	
Pol.	Vertical	Fundamental
Peak	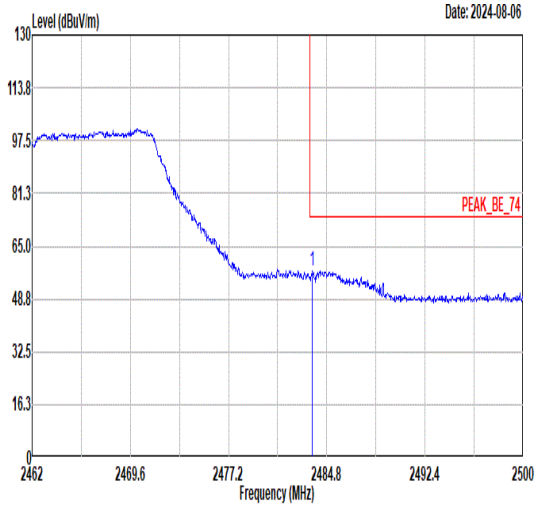 Freq Level Limit Line Margin Read Level Ant Factor Cable Loss Preamp Factor APos TPos Remark MHz dBuV/m dBuV/m dB dBuV dB/m dB dB cm deg 1 2483.70 57.20 74.00 -16.80 54.94 30.85 4.92 33.51 400 210 PEAK	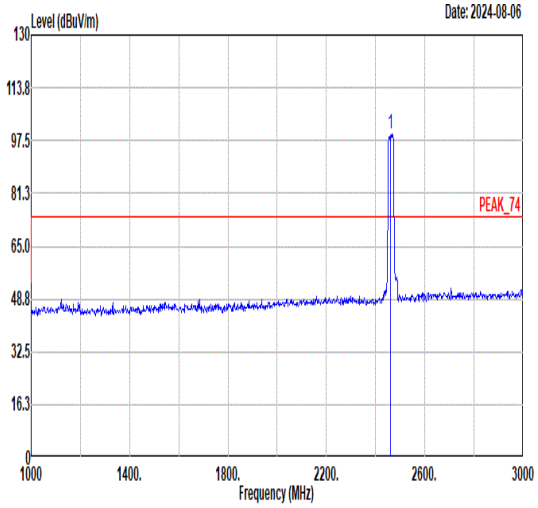 Freq Level Limit Line Margin Read Level Ant Factor Cable Loss Preamp Factor APos TPos Remark MHz dBuV/m dBuV/m dB dBuV dB/m dB dB cm deg 1 2462.00 99.41 ------ ------ 97.25 30.78 4.90 33.52 400 210 PEAK
Avg	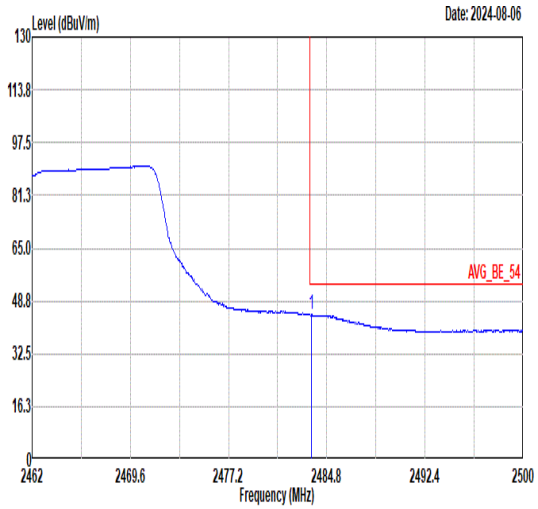 Freq Level Limit Line Margin Read Level Ant Factor Cable Loss Preamp Factor APos TPos Remark MHz dBuV/m dBuV/m dB dBuV dB/m dB dB cm deg 1 2483.58 44.55 54.00 -9.45 42.29 30.85 4.92 33.51 400 210 AVERAGE	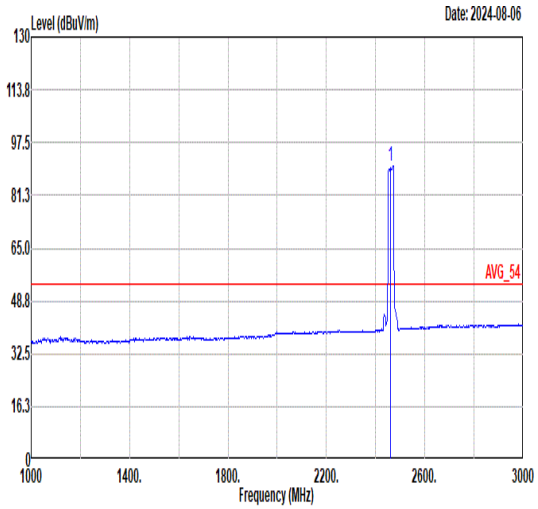 Freq Level Limit Line Margin Read Level Ant Factor Cable Loss Preamp Factor APos TPos Remark MHz dBuV/m dBuV/m dB dBuV dB/m dB dB cm deg 1 2462.00 90.42 ------ ------ 88.24 30.80 4.90 33.52 400 210 AVERAGE

Mode	74	
	Harmonic	
	2400-2483.5_802.11ax HE20_CH11_Full RU _2462MHz	
ANT	SISO 13	
Pol.	Horizontal	Vertical
Peak Avg	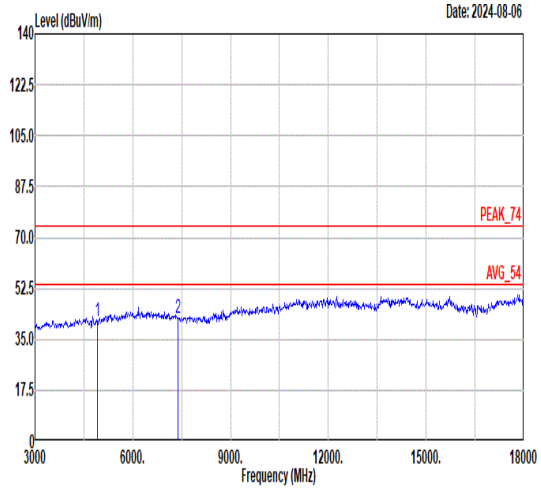 Freq Level Limit Line Margin Read Level Ant Factor Cable Loss Preamp Factor APos TPos Remark MHz dBuV/m dBuV/m dB dBuV dB/m dB dB cm deg 1 4924.00 41.38 74.00 -32.62 64.46 34.40 7.79 65.27 -- -- Peak 2 7386.00 42.29 74.00 -31.71 62.29 35.42 9.17 64.59 -- -- Peak	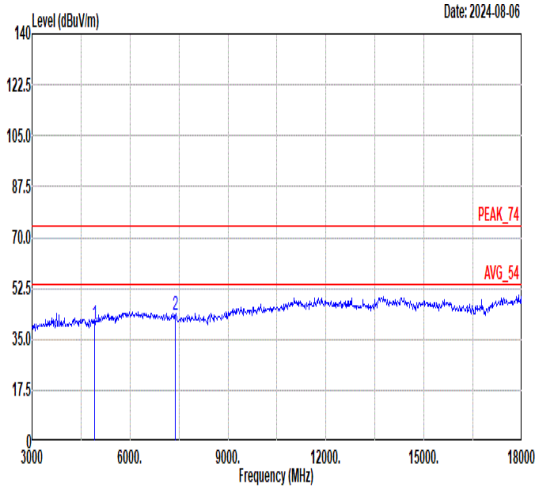 Freq Level Limit Line Margin Read Level Ant Factor Cable Loss Preamp Factor APos TPos Remark MHz dBuV/m dBuV/m dB dBuV dB/m dB dB cm deg 1 4924.00 40.09 74.00 -33.91 63.17 34.40 7.79 65.27 -- -- Peak 2 7386.00 43.44 74.00 -30.56 63.44 35.42 9.17 64.59 -- -- Peak

Mode	75	
	Band Edge - L	
	2400-2483.5_802.11ax HE40_CH03_Full RU _2422MHz	
ANT	SISO 13	
Pol.	Horizontal	Fundamental
Peak	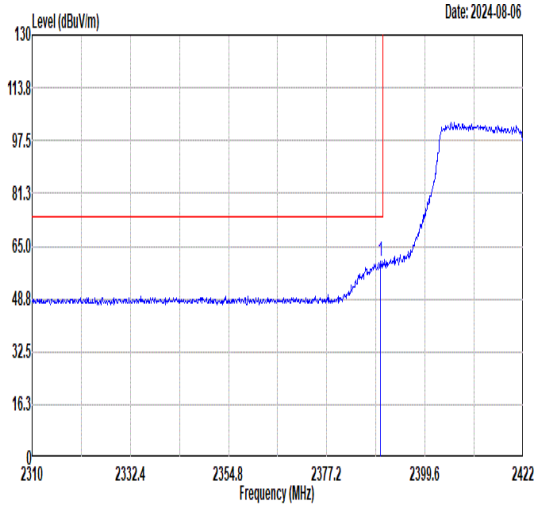 Freq Level Limit Line Margin Read Level Ant Factor Cable Loss Preamp Factor APos TPos Remark MHz dBuV/m dBuV/m dB dBuV dB/m dB dB cm deg 1 2389.52 60.37 74.00 -13.63 58.53 30.61 4.80 33.57 310 111 PEAK	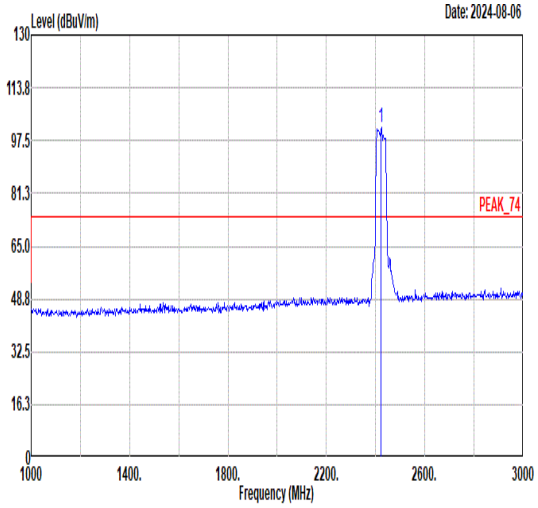 Freq Level Limit Line Margin Read Level Ant Factor Cable Loss Preamp Factor APos TPos Remark MHz dBuV/m dBuV/m dB dBuV dB/m dB dB cm deg 1 2422.00 101.38 ------ ------ 99.43 30.66 4.84 33.55 310 111 PEAK
Avg	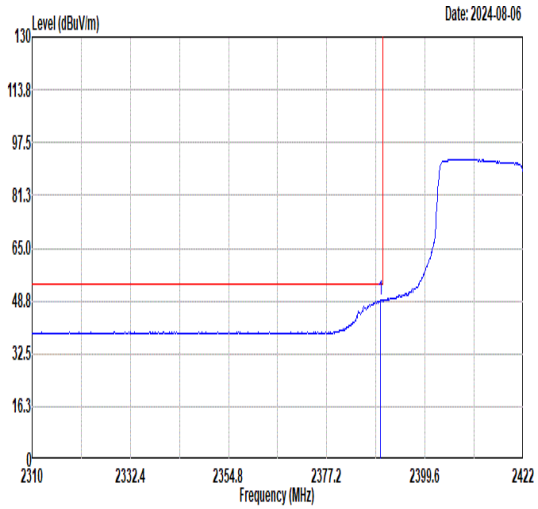 Freq Level Limit Line Margin Read Level Ant Factor Cable Loss Preamp Factor APos TPos Remark MHz dBuV/m dBuV/m dB dBuV dB/m dB dB cm deg 1 2389.41 48.87 54.00 -5.13 47.03 30.61 4.80 33.57 310 111 AVERAGE	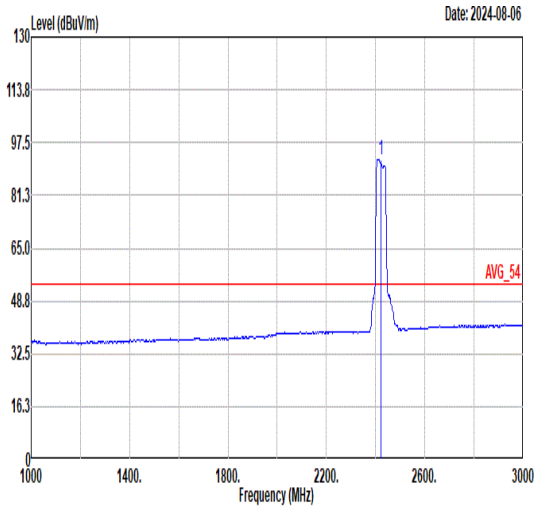 Freq Level Limit Line Margin Read Level Ant Factor Cable Loss Preamp Factor APos TPos Remark MHz dBuV/m dBuV/m dB dBuV dB/m dB dB cm deg 1 2422.00 92.43 ------ ------ 90.54 30.63 4.82 33.56 310 111 AVERAGE

Mode	75	
	Band Edge - R	
	2400-2483.5_802.11ax HE40_CH03_Full RU _2422MHz	
ANT	SISO 13	
Pol.	Horizontal	Fundamental
Peak	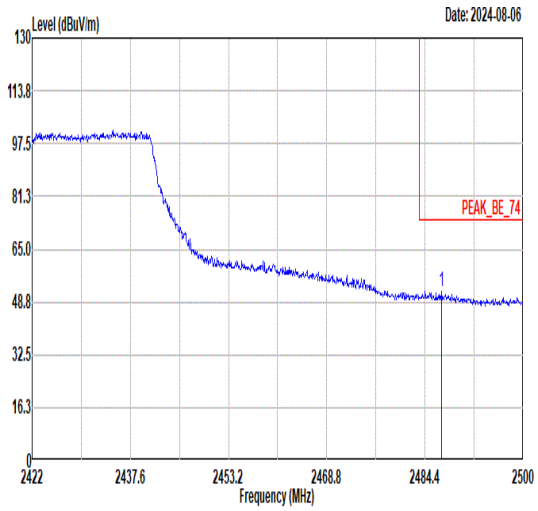 Freq Level Limit Line Margin Read Level Ant Factor Cable Loss Preamp Factor APos TPos Remark MHz dBuV/m dBuV/m dB dBuV dB/m dB dB cm deg 1 2486.97 52.18 74.00 -21.82 49.91 30.86 4.92 33.51 310 111 PEAK	Blank
Avg	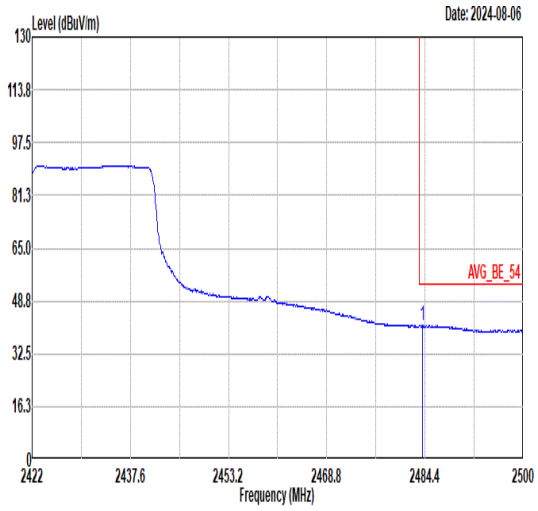 Freq Level Limit Line Margin Read Level Ant Factor Cable Loss Preamp Factor APos TPos Remark MHz dBuV/m dBuV/m dB dBuV dB/m dB dB cm deg 1 2484.01 41.21 54.00 -12.79 38.95 30.85 4.92 33.51 310 111 AVERAGE	Blank

Mode	75	
	Band Edge - L	
	2400-2483.5_802.11ax HE40_CH03_Full RU _2422MHz	
ANT	SISO 13	
Pol.	Vertical	Fundamental
Peak	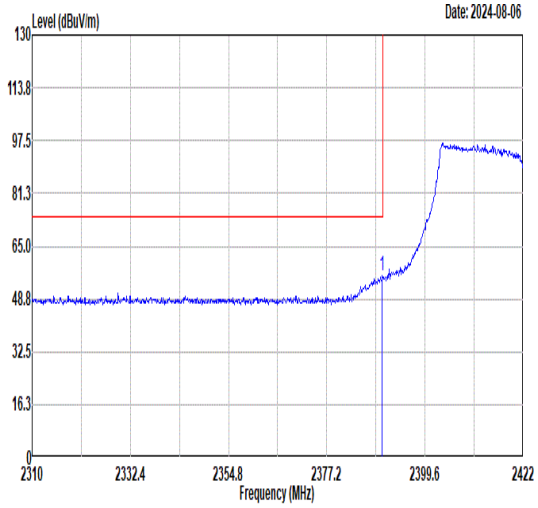 Freq Level Limit Line Margin Read Level Ant Factor Cable Loss Preamp Factor APos TPos Remark MHz dBuV/m dBuV/m dB dBuV dB/m dB dB cm deg 1 2389.86 55.74 74.00 -18.26 53.90 30.61 4.80 33.57 382 213 PEAK	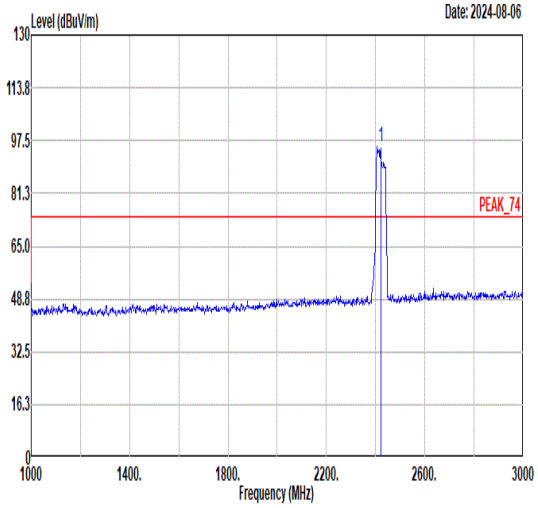 Freq Level Limit Line Margin Read Level Ant Factor Cable Loss Preamp Factor APos TPos Remark MHz dBuV/m dBuV/m dB dBuV dB/m dB dB cm deg 1 2422.00 95.77 ------ ------ 93.90 30.62 4.81 33.56 382 213 PEAK
Avg	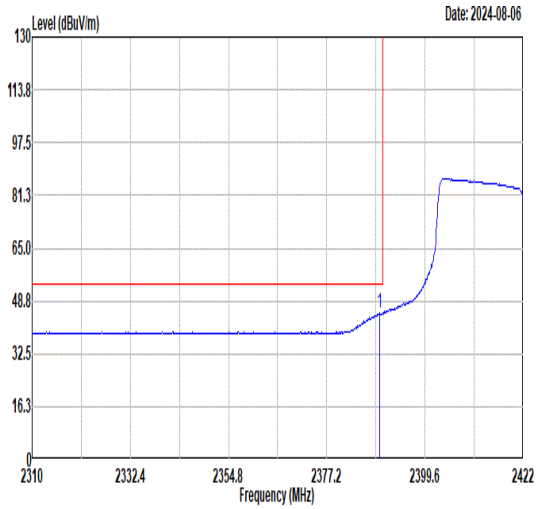 Freq Level Limit Line Margin Read Level Ant Factor Cable Loss Preamp Factor APos TPos Remark MHz dBuV/m dBuV/m dB dBuV dB/m dB dB cm deg 1 2389.18 44.97 54.00 -9.03 43.14 30.61 4.79 33.57 382 213 AVERAGE	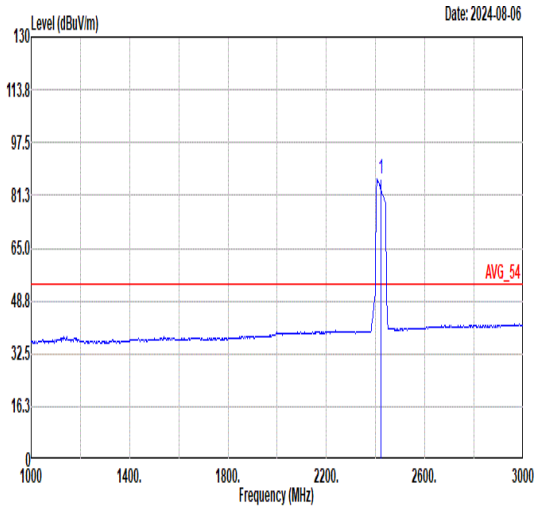 Freq Level Limit Line Margin Read Level Ant Factor Cable Loss Preamp Factor APos TPos Remark MHz dBuV/m dBuV/m dB dBuV dB/m dB dB cm deg 1 2422.00 86.24 ------ ------ 84.37 30.62 4.81 33.56 382 213 AVERAGE

Mode	75	
	Band Edge - R	
	2400-2483.5_802.11ax HE40_CH03_Full RU _2422MHz	
ANT	SISO 13	
Pol.	Vertical	Fundamental
Peak	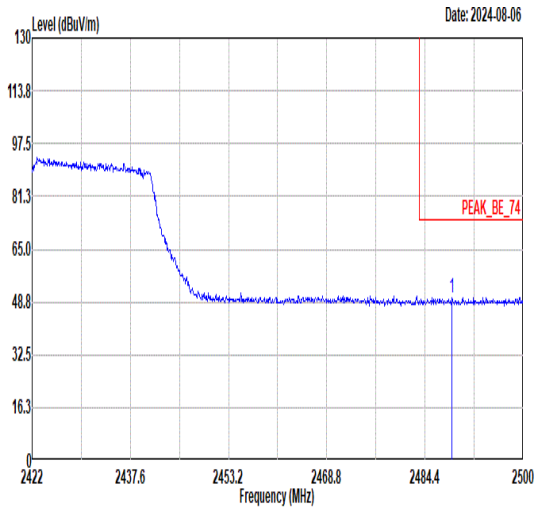 Freq Level Limit Line Margin Read Level Ant Factor Cable Loss Preamp Factor APos TPos Remark MHz dBuV/m dBuV/m dB dBuV dB/m dB dB cm deg 1 2488.69 50.07 74.00 -23.93 47.78 30.87 4.93 33.51 382 213 PEAK	Blank
Avg	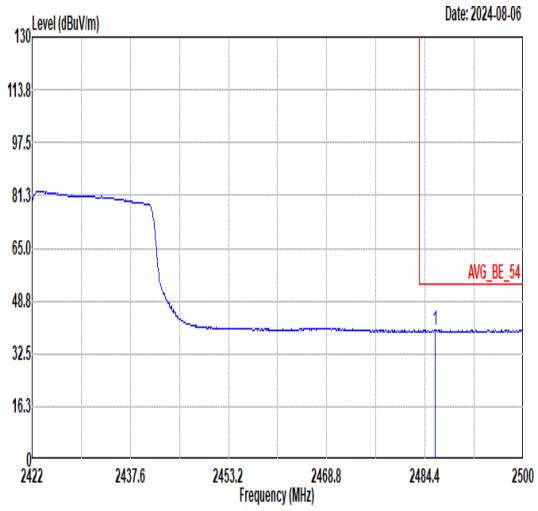 Freq Level Limit Line Margin Read Level Ant Factor Cable Loss Preamp Factor APos TPos Remark MHz dBuV/m dBuV/m dB dBuV dB/m dB dB cm deg 1 2485.96 39.83 54.00 -14.17 37.56 30.86 4.92 33.51 382 213 AVERAGE	Blank

Mode	76	
	Band Edge - L	
	2400-2483.5_802.11ax HE40_CH09_Full RU _2452MHz	
ANT	SISO 13	
Pol.	Horizontal	Fundamental
Peak	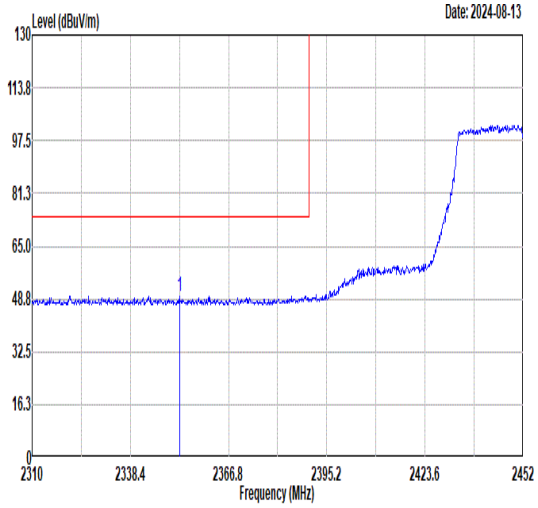 Freq Level Limit Line Margin Read Level Ant Factor Cable Loss Preamp Factor APos TPos Remark MHz dBuV/m dBuV/m dB dBuV dB/m dB dB cm deg 1 2352.60 49.65 74.00 -24.35 47.80 30.68 4.76 33.59 104 122 PEAK	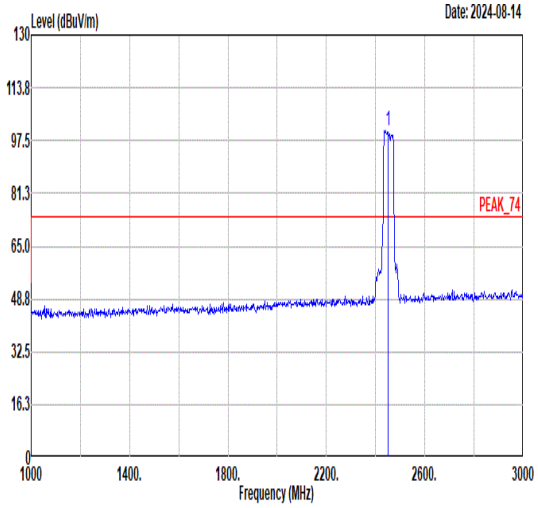 Freq Level Limit Line Margin Read Level Ant Factor Cable Loss Preamp Factor APos TPos Remark MHz dBuV/m dBuV/m dB dBuV dB/m dB dB cm deg 1 2452.00 100.66 ------ ------ 98.65 30.69 4.86 33.54 104 122 PEAK
Avg	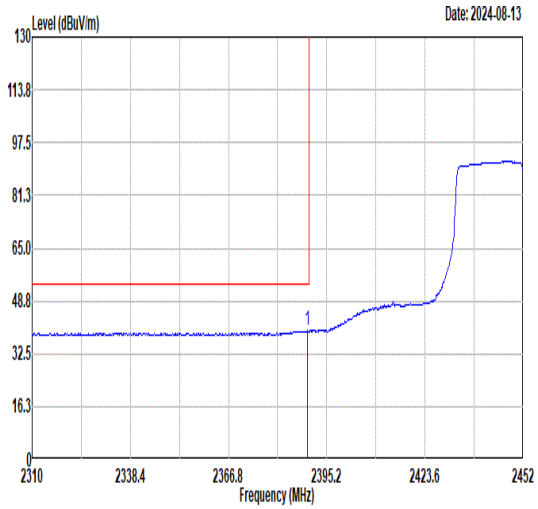 Freq Level Limit Line Margin Read Level Ant Factor Cable Loss Preamp Factor APos TPos Remark MHz dBuV/m dBuV/m dB dBuV dB/m dB dB cm deg 1 2389.66 39.54 54.00 -14.46 37.70 30.61 4.80 33.57 104 122 AVERAGE	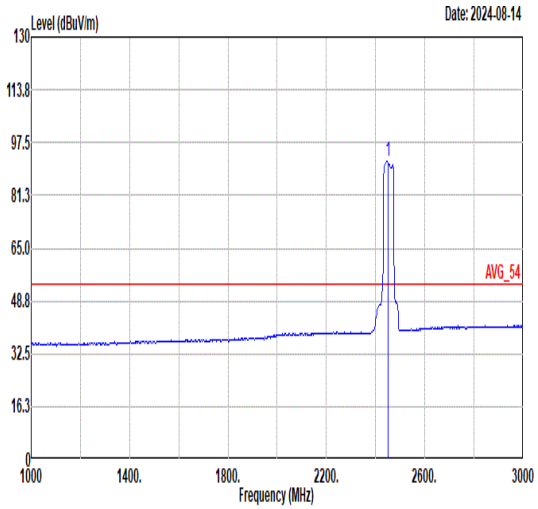 Freq Level Limit Line Margin Read Level Ant Factor Cable Loss Preamp Factor APos TPos Remark MHz dBuV/m dBuV/m dB dBuV dB/m dB dB cm deg 1 2452.00 91.60 ------ ------ 89.56 30.70 4.87 33.53 104 122 AVERAGE

Mode	76	
	Band Edge - R	
	2400-2483.5_802.11ax HE40_CH09_Full RU _2452MHz	
ANT	SISO 13	
Pol.	Horizontal	Fundamental
Peak	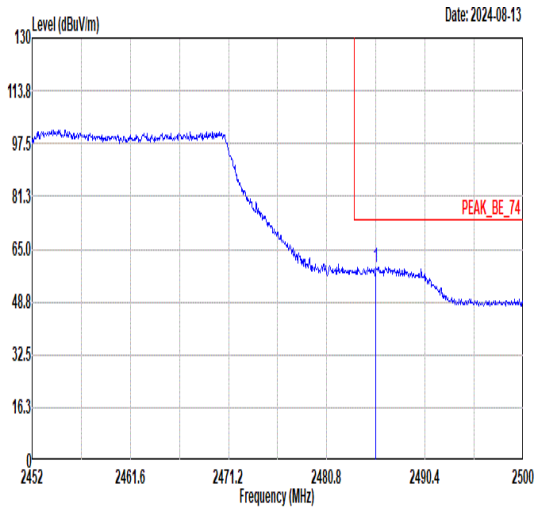 Freq Level Limit Line Margin Read Level Ant Factor Cable Loss Preamp Factor APos TPos Remark MHz dBuV/m dBuV/m dB dBuV dB/m dB dB cm deg 1 2485.60 59.55 74.00 -14.45 57.28 30.86 4.92 33.51 104 122 PEAK	Blank
Avg	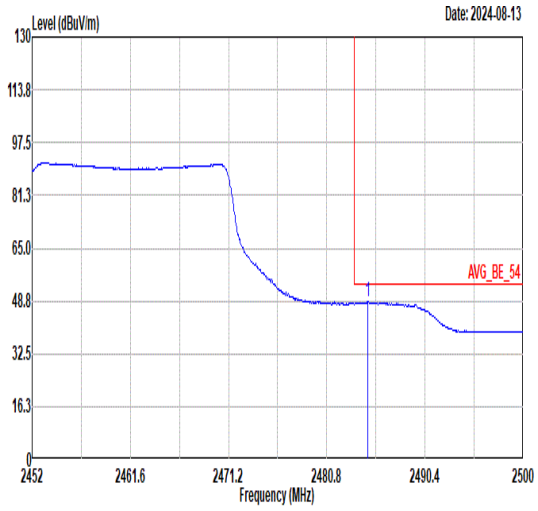 Freq Level Limit Line Margin Read Level Ant Factor Cable Loss Preamp Factor APos TPos Remark MHz dBuV/m dBuV/m dB dBuV dB/m dB dB cm deg 1 2484.78 48.56 54.00 -5.44 46.29 30.86 4.92 33.51 104 122 AVERAGE	Blank

Mode	76	
	Band Edge - L	
	2400-2483.5_802.11ax HE40_CH09_Full RU _2452MHz	
ANT	SISO 13	
Pol.	Vertical	Fundamental
Peak	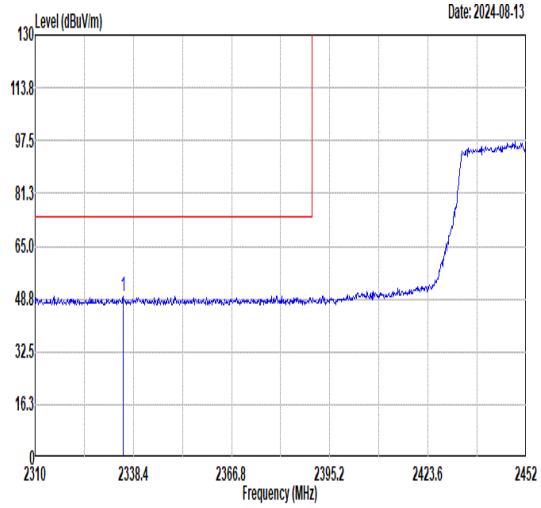 Freq Level Limit Line Margin Read Level Ant Factor Cable Loss Preamp Factor APos TPos Remark MHz dBuV/m dBuV/m dB dBuV dB/m dB dB cm deg 1 2335.42 49.77 74.00 -24.23 47.92 30.71 4.74 33.60 400 220 PEAK	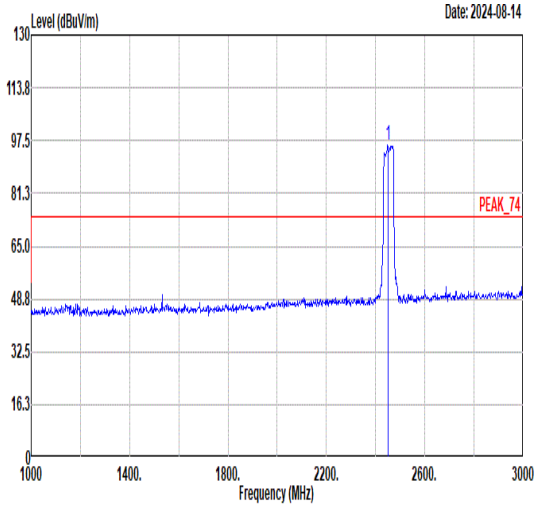 Freq Level Limit Line Margin Read Level Ant Factor Cable Loss Preamp Factor APos TPos Remark MHz dBuV/m dBuV/m dB dBuV dB/m dB dB cm deg 1 2452.00 96.02 ------ ------ 93.97 30.71 4.87 33.53 400 220 PEAK
Avg	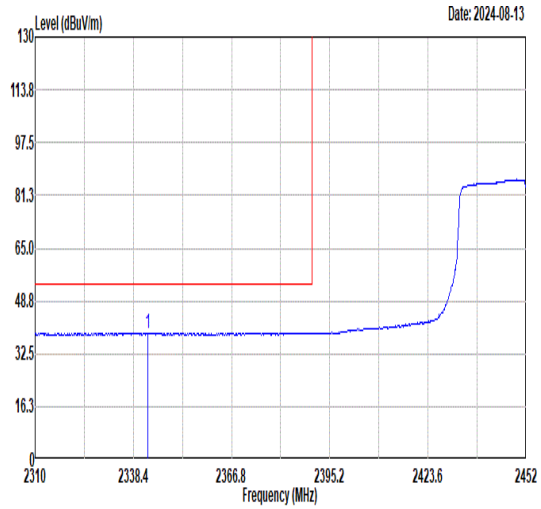 Freq Level Limit Line Margin Read Level Ant Factor Cable Loss Preamp Factor APos TPos Remark MHz dBuV/m dBuV/m dB dBuV dB/m dB dB cm deg 1 2342.52 38.93 54.00 -15.07 37.08 30.70 4.75 33.60 400 220 AVERAGE	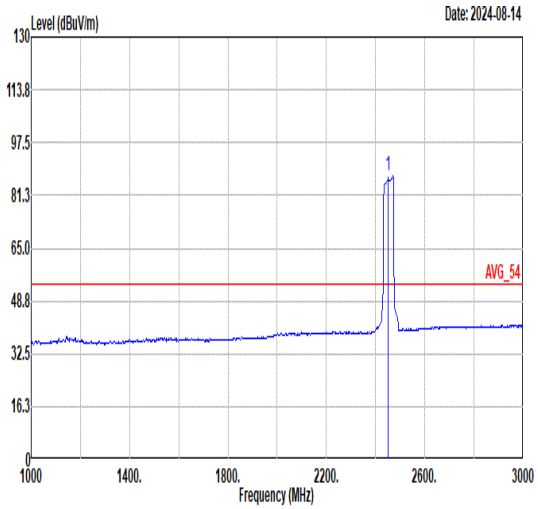 Freq Level Limit Line Margin Read Level Ant Factor Cable Loss Preamp Factor APos TPos Remark MHz dBuV/m dBuV/m dB dBuV dB/m dB dB cm deg 1 2452.00 87.30 ------ ------ 85.12 30.80 4.90 33.52 400 220 AVERAGE

Mode	76	
	Band Edge - R	
	2400-2483.5_802.11ax HE40_CH09_Full RU _2452MHz	
ANT	SISO 13	
Pol.	Vertical	Fundamental
Peak	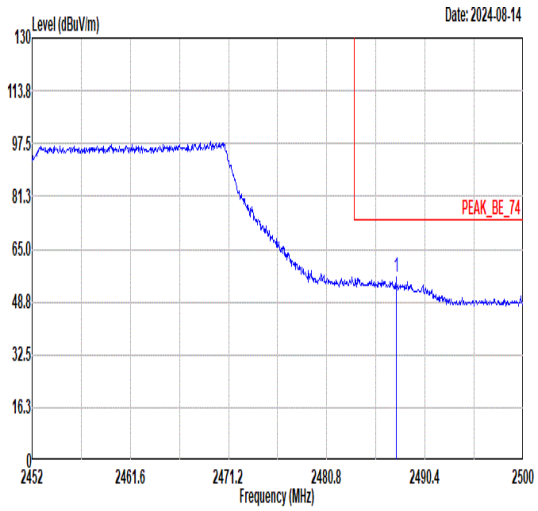 Freq Level Limit Line Margin Read Level Ant Factor Cable Loss Preamp Factor APos TPos Remark MHz dBuV/m dBuV/m dB dBuV dB/m dB dB cm deg 1 2487.57 56.18 74.00 -17.82 53.89 30.87 4.93 33.51 400 220 PEAK	Blank
Avg	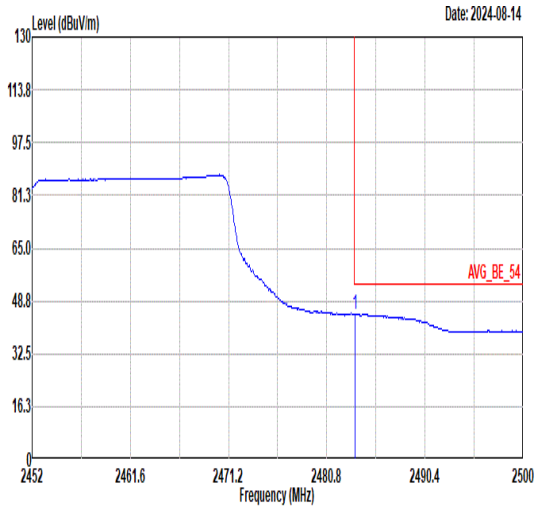 Freq Level Limit Line Margin Read Level Ant Factor Cable Loss Preamp Factor APos TPos Remark MHz dBuV/m dBuV/m dB dBuV dB/m dB dB cm deg 1 2483.58 44.67 54.00 -9.33 42.41 30.85 4.92 33.51 400 220 AVERAGE	Blank

Mode	77	
	Band Edge	
	2400-2483.5_802.11b_CH01_2412MHz	
ANT	SISO 10	
Pol.	Horizontal	Fundamental
Peak	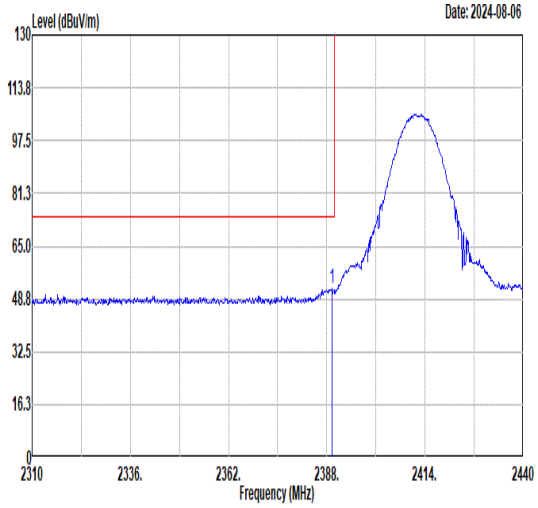 Limit Read Ant Cable Preamp APos TPos Freq Level Line Margin Level Factor Loss Factor Remark MHz dBuV/m dBuV/m dB dBuV dB/m dB dB cm deg 1 2389.30 51.76 74.00 -22.24 49.93 30.61 4.79 33.57 133 321 PEAK	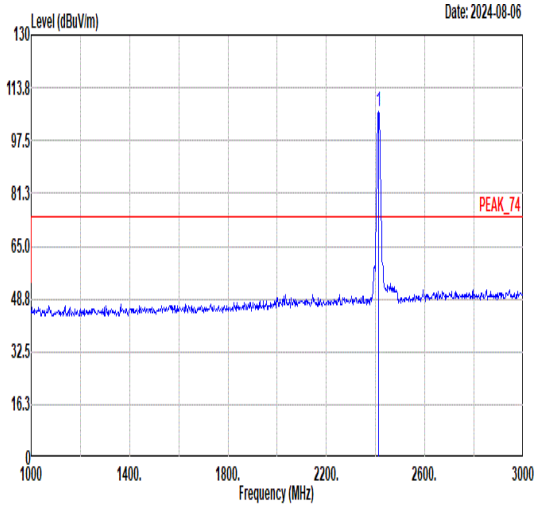 Limit Read Ant Cable Preamp APos TPos Freq Level Line Margin Level Factor Loss Factor Remark MHz dBuV/m dBuV/m dB dBuV dB/m dB dB cm deg 1 2412.00 106.35 ------ ------ 104.44 30.64 4.82 33.55 133 321 PEAK
Avg	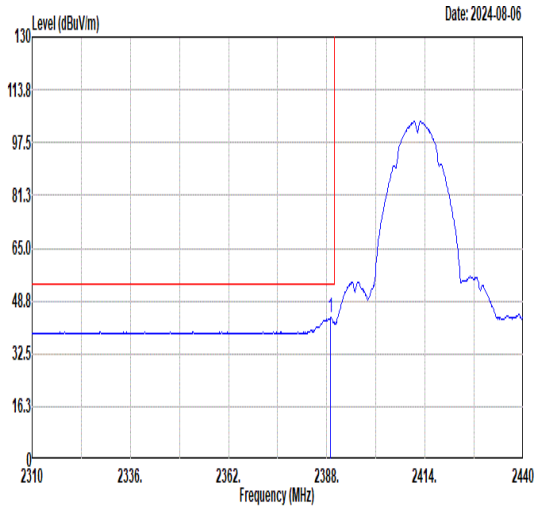 Limit Read Ant Cable Preamp APos TPos Freq Level Line Margin Level Factor Loss Factor Remark MHz dBuV/m dBuV/m dB dBuV dB/m dB dB cm deg 1 2388.91 43.47 54.00 -10.53 41.64 30.61 4.79 33.57 133 321 AVERAGE	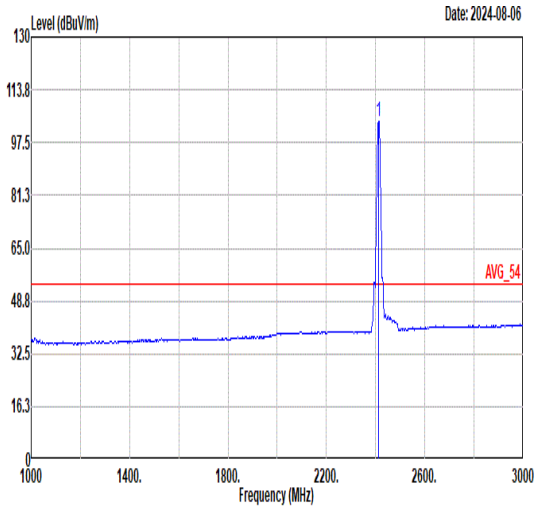 Limit Read Ant Cable Preamp APos TPos Freq Level Line Margin Level Factor Loss Factor Remark MHz dBuV/m dBuV/m dB dBuV dB/m dB dB cm deg 1 2412.00 103.79 ------ ------ 101.88 30.64 4.82 33.55 133 321 AVERAGE

Mode	77	
	Band Edge	
	2400-2483.5_802.11b_CH01_2412MHz	
ANT	SISO 10	
Pol.	Vertical	Fundamental
Peak	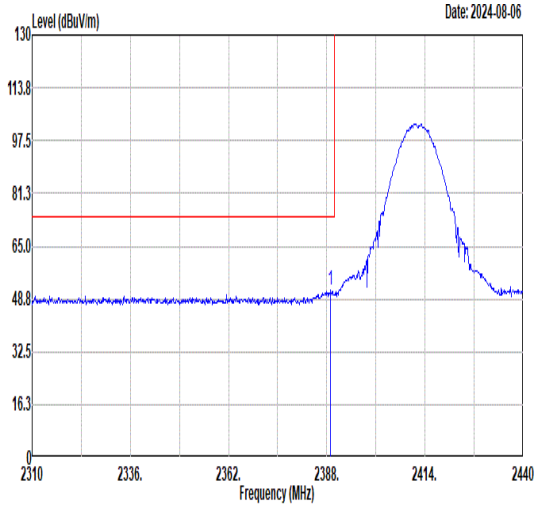 Limit Read Ant Cable Preamp APos TPos Freq Level Line Margin Level Factor Loss Factor Remark MHz dBuV/m dBuV/m dB dBuV dB/m dB dB cm deg 1 2389.04 51.59 74.00 -22.41 49.76 30.61 4.79 33.57 376 231 PEAK	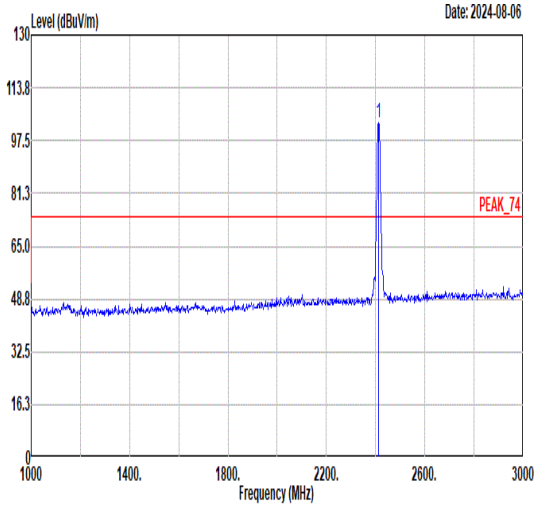 Limit Read Ant Cable Preamp APos TPos Freq Level Line Margin Level Factor Loss Factor Remark MHz dBuV/m dBuV/m dB dBuV dB/m dB dB cm deg 1 2412.00 103.20 ------ ------ 101.29 30.64 4.82 33.55 376 231 PEAK
Avg	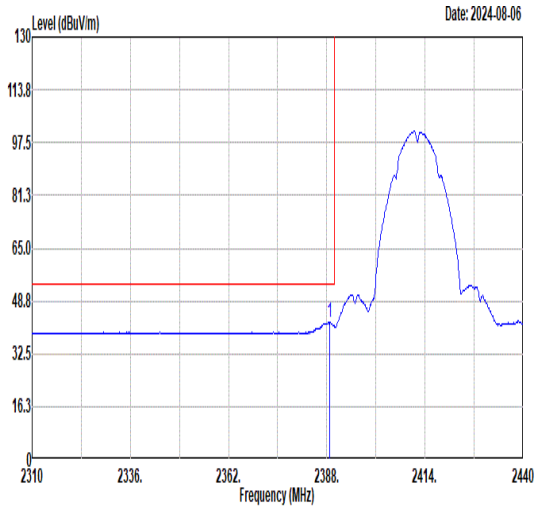 Limit Read Ant Cable Preamp APos TPos Freq Level Line Margin Level Factor Loss Factor Remark MHz dBuV/m dBuV/m dB dBuV dB/m dB dB cm deg 1 2388.78 42.11 54.00 -11.89 40.28 30.61 4.79 33.57 376 231 AVERAGE	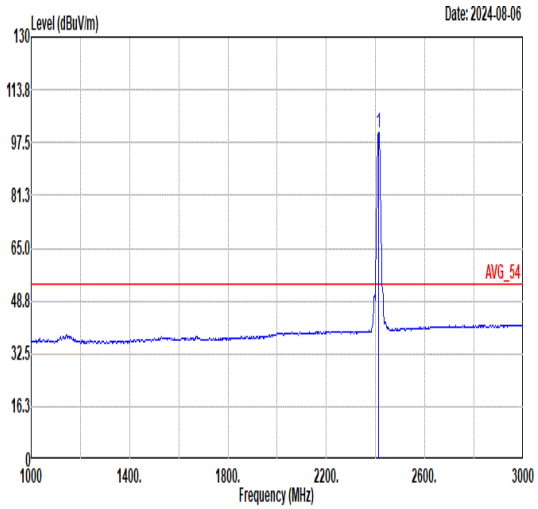 Limit Read Ant Cable Preamp APos TPos Freq Level Line Margin Level Factor Loss Factor Remark MHz dBuV/m dBuV/m dB dBuV dB/m dB dB cm deg 1 2412.00 100.63 ------ ------ 98.72 30.64 4.82 33.55 376 231 AVERAGE

Mode	77	
	Harmonic	
	2400-2483.5_802.11b_CH01_2412MHz	
ANT	SISO 10	
Pol.	Horizontal	Vertical
Peak Avg	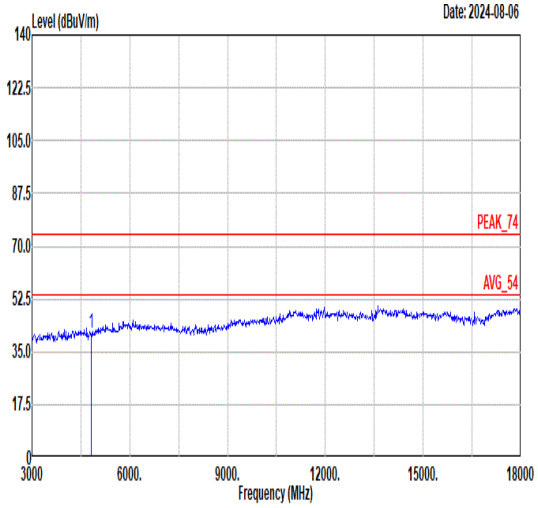 Freq Level Limit Line Margin Read Level Ant Factor Cable Loss Preamp Factor APos TPos Remark MHz dBuV/m dBuV/m dB dBuV dB/m dB dB cm deg 1 4824.00 41.14 74.00 -32.86 64.36 34.26 7.75 65.23 -- -- Peak	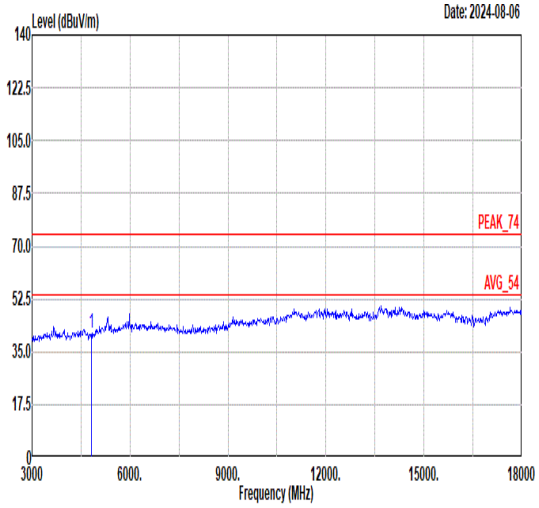 Freq Level Limit Line Margin Read Level Ant Factor Cable Loss Preamp Factor APos TPos Remark MHz dBuV/m dBuV/m dB dBuV dB/m dB dB cm deg 1 4824.00 40.98 74.00 -33.02 64.20 34.26 7.75 65.23 -- -- Peak

Mode	78	
	Harmonic	
	2400-2483.5_802.11b_CH06_2437MHz	
ANT	SISO 10	
Pol.	Horizontal	Vertical
Peak Avg	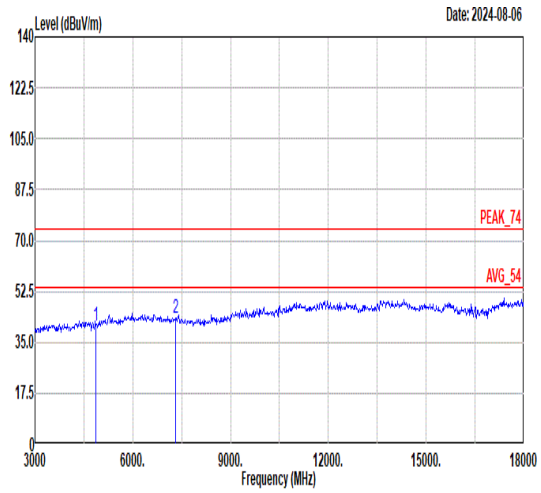 Freq Level Limit Line Margin Read Level Ant Factor Cable Loss Preamp Factor APos TPos Remark MHz dBuV/m dBuV/m dB dBuV dB/m dB dB cm deg 1 4874.00 40.51 74.00 -33.49 63.66 34.33 7.77 65.25 -- -- Peak 2 7311.00 43.44 74.00 -30.56 63.72 35.44 8.93 64.65 -- -- Peak	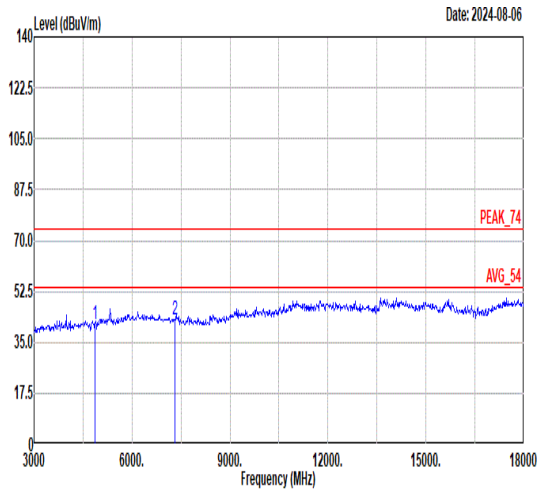 Freq Level Limit Line Margin Read Level Ant Factor Cable Loss Preamp Factor APos TPos Remark MHz dBuV/m dBuV/m dB dBuV dB/m dB dB cm deg 1 4874.00 41.19 74.00 -32.81 64.34 34.33 7.77 65.25 -- -- Peak 2 7311.00 42.89 74.00 -31.11 63.17 35.44 8.93 64.65 -- -- Peak

Mode	79	
	Band Edge	
	2400-2483.5_802.11b_CH11_2462MHz	
ANT	SISO 10	
Pol.	Horizontal	Fundamental
Peak	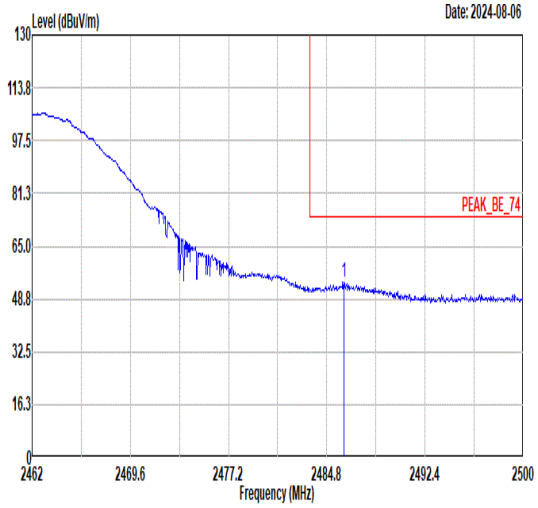 Freq Level Limit Line Margin Read Level Ant Factor Cable Loss Preamp Factor APos TPos Remark MHz dBuV/m dBuV/m dB dBuV dB/m dB dB cm deg 1 2486.13 53.80 74.00 -20.20 51.53 30.86 4.92 33.51 102 290 PEAK	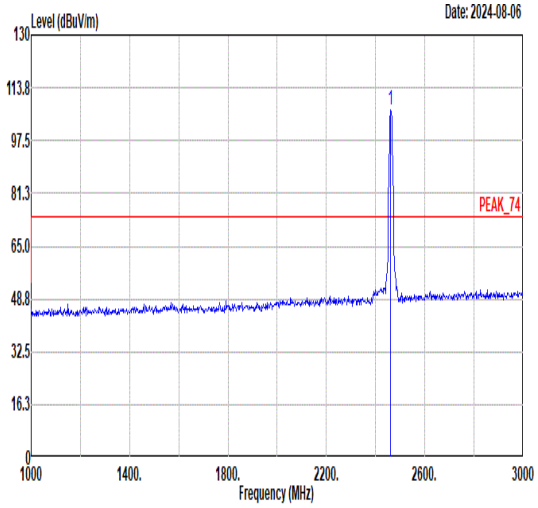 Freq Level Limit Line Margin Read Level Ant Factor Cable Loss Preamp Factor APos TPos Remark MHz dBuV/m dBuV/m dB dBuV dB/m dB dB cm deg 1 2462.00 107.03 ------ ------ 104.90 30.77 4.89 33.53 102 290 PEAK
Avg	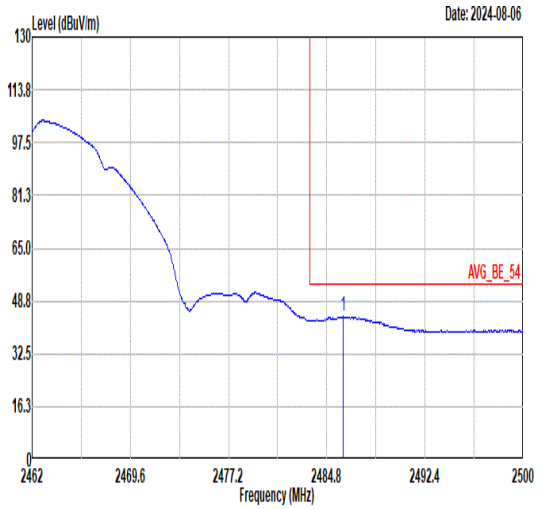 Freq Level Limit Line Margin Read Level Ant Factor Cable Loss Preamp Factor APos TPos Remark MHz dBuV/m dBuV/m dB dBuV dB/m dB dB cm deg 1 2486.05 43.93 54.00 -10.07 41.66 30.86 4.92 33.51 102 290 AVERAGE	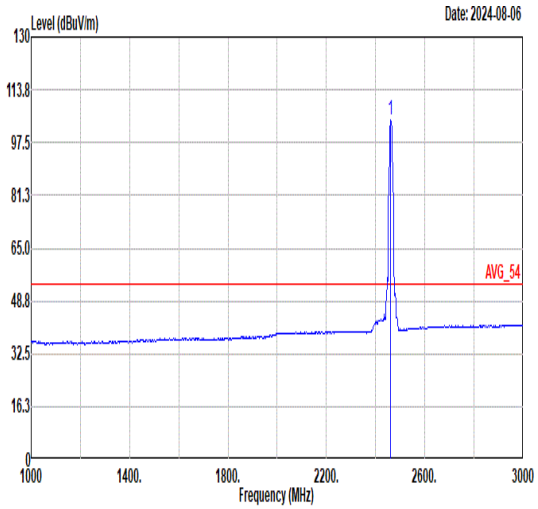 Freq Level Limit Line Margin Read Level Ant Factor Cable Loss Preamp Factor APos TPos Remark MHz dBuV/m dBuV/m dB dBuV dB/m dB dB cm deg 1 2462.00 104.35 ------ ------ 102.22 30.77 4.89 33.53 102 290 AVERAGE

Mode	79	
	Band Edge	
	2400-2483.5_802.11b_CH11_2462MHz	
ANT	SISO 10	
Pol.	Vertical	Fundamental
Peak	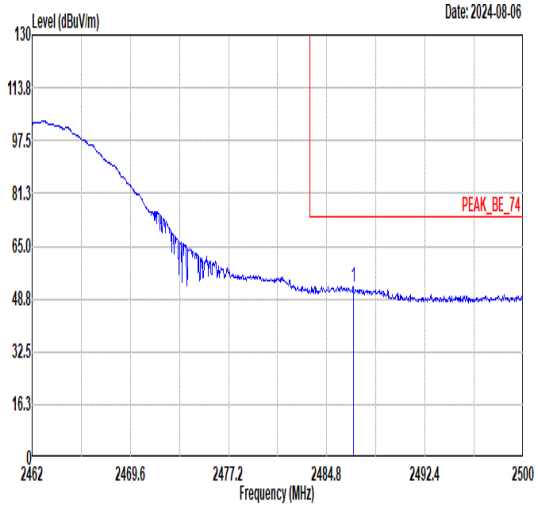 Freq Level Limit Line Margin Read Level Ant Factor Cable Loss Preamp Factor APos TPos Remark MHz dBuV/m dBuV/m dB dBuV dB/m dB dB cm deg 1 2486.85 52.71 74.00 -21.29 50.44 30.86 4.92 33.51 400 220 PEAK	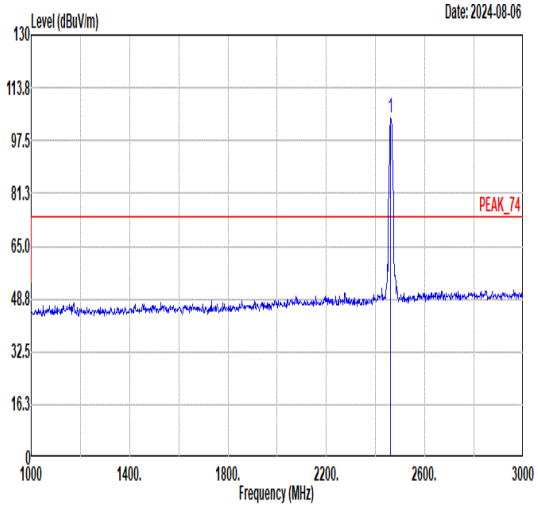 Freq Level Limit Line Margin Read Level Ant Factor Cable Loss Preamp Factor APos TPos Remark MHz dBuV/m dBuV/m dB dBuV dB/m dB dB cm deg 1 2462.00 104.37 ------ ------ 102.24 30.77 4.89 33.53 400 220 PEAK
Avg	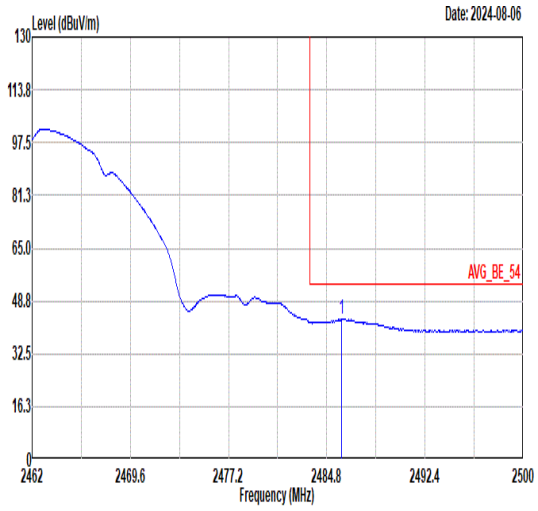 Freq Level Limit Line Margin Read Level Ant Factor Cable Loss Preamp Factor APos TPos Remark MHz dBuV/m dBuV/m dB dBuV dB/m dB dB cm deg 1 2485.94 43.20 54.00 -10.80 40.93 30.86 4.92 33.51 400 220 AVERAGE	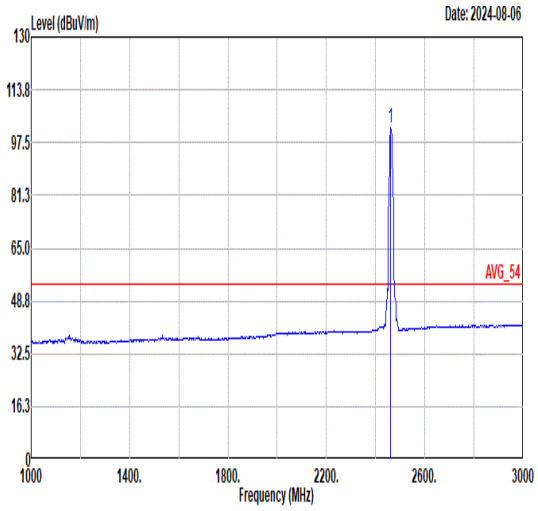 Freq Level Limit Line Margin Read Level Ant Factor Cable Loss Preamp Factor APos TPos Remark MHz dBuV/m dBuV/m dB dBuV dB/m dB dB cm deg 1 2462.00 101.83 ------ ------ 99.70 30.77 4.89 33.53 400 220 AVERAGE

Mode	79	
	Harmonic	
	2400-2483.5_802.11b_CH11_2462MHz	
ANT	SISO 10	
Pol.	Horizontal	Vertical
Peak Avg	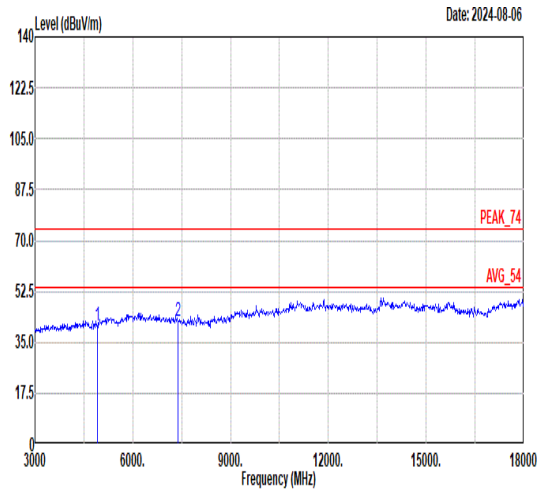 Freq Level Limit Line Margin Read Level Ant Factor Cable Loss Preamp Factor APos TPos Remark MHz dBuV/m dBuV/m dB dBuV dB/m dB dB cm deg 1 4924.00 40.61 74.00 -33.39 63.69 34.40 7.79 65.27 -- -- Peak 2 7386.00 42.43 74.00 -31.57 62.43 35.42 9.17 64.59 -- -- Peak	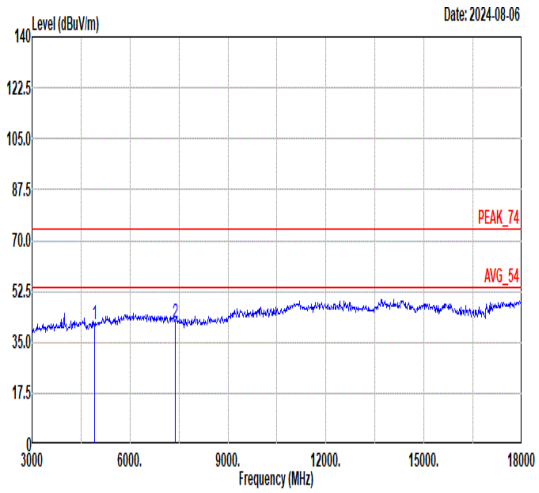 Freq Level Limit Line Margin Read Level Ant Factor Cable Loss Preamp Factor APos TPos Remark MHz dBuV/m dBuV/m dB dBuV dB/m dB dB cm deg 1 4924.00 41.33 74.00 -32.67 64.41 34.40 7.79 65.27 -- -- Peak 2 7386.00 41.95 74.00 -32.05 61.95 35.42 9.17 64.59 -- -- Peak

Mode	80	
	Band Edge	
	2400-2483.5_802.11g_CH01_2412MHz	
ANT	SISO 10	
Pol.	Horizontal	Fundamental
Peak	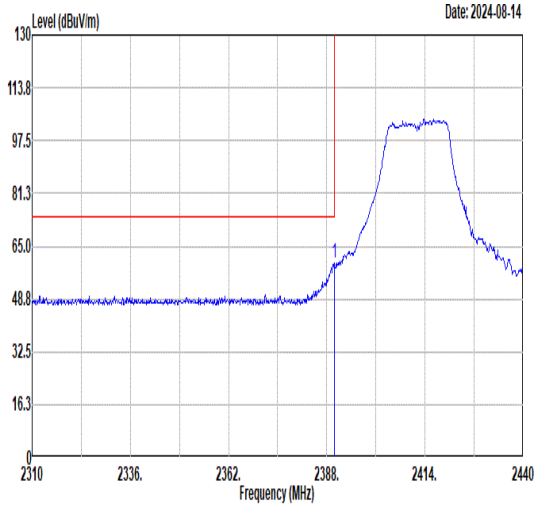 Freq Level Limit Line Margin Read Level Ant Factor Cable Loss Preamp Factor APos TPos Remark MHz dBuV/m dBuV/m dB dBuV dB/m dB dB cm deg 1 2389.95 59.69 74.00 -14.31 57.85 30.61 4.80 33.57 142 322 PEAK	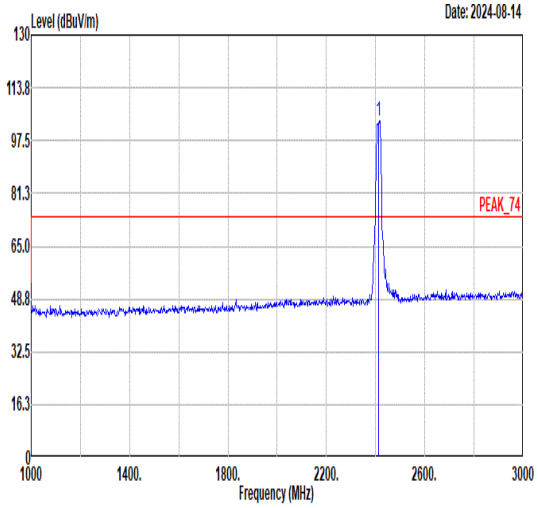 Freq Level Limit Line Margin Read Level Ant Factor Cable Loss Preamp Factor APos TPos Remark MHz dBuV/m dBuV/m dB dBuV dB/m dB dB cm deg 1 2412.00 103.49 ------ ------ 101.56 30.65 4.83 33.55 142 322 PEAK
Avg	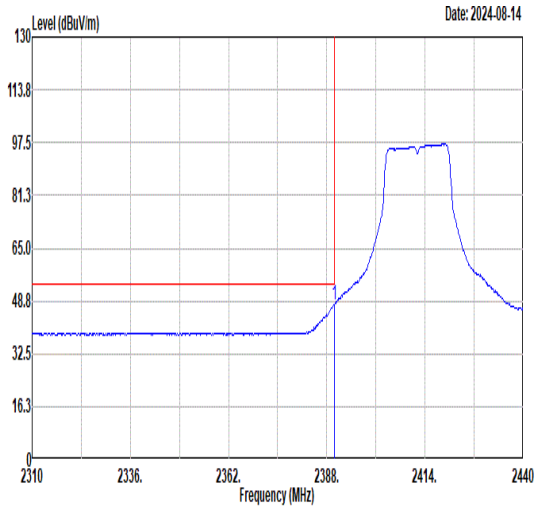 Freq Level Limit Line Margin Read Level Ant Factor Cable Loss Preamp Factor APos TPos Remark MHz dBuV/m dBuV/m dB dBuV dB/m dB dB cm deg 1 2389.95 47.40 54.00 -6.60 45.56 30.61 4.80 33.57 142 322 AVERAGE	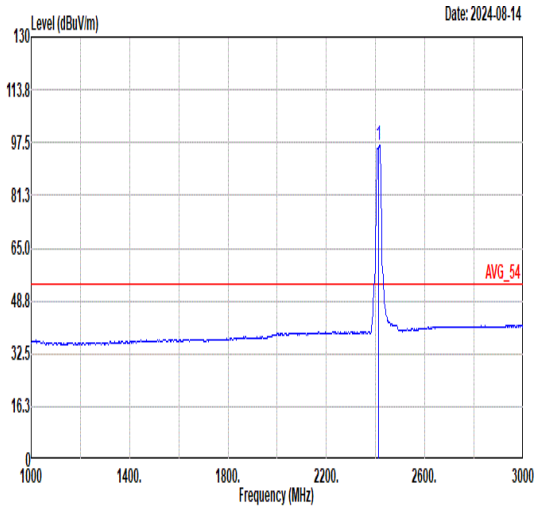 Freq Level Limit Line Margin Read Level Ant Factor Cable Loss Preamp Factor APos TPos Remark MHz dBuV/m dBuV/m dB dBuV dB/m dB dB cm deg 1 2412.00 96.86 ------ ------ 94.93 30.65 4.83 33.55 142 322 AVERAGE

Mode	80	
	Band Edge	
	2400-2483.5_802.11g_CH01_2412MHz	
ANT	SISO 10	
Pol.	Vertical	Fundamental
Peak	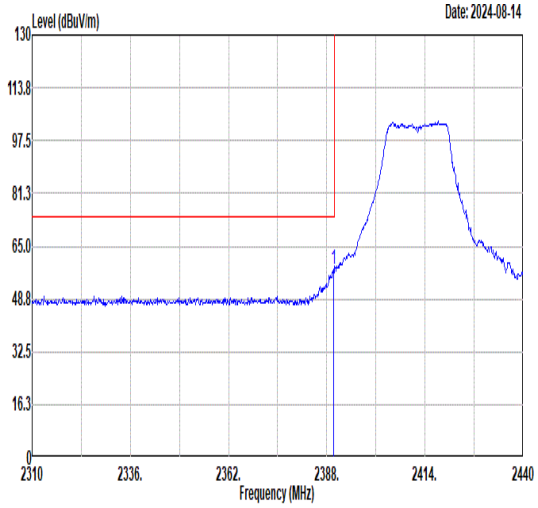 Freq Level Limit Line Margin Read Level Ant Factor Cable Loss Preamp Factor APos TPos Remark MHz dBuV/m dBuV/m dB dBuV dB/m dB dB cm deg 1 2389.82 57.80 74.00 -16.20 55.96 30.61 4.80 33.57 375 254 PEAK	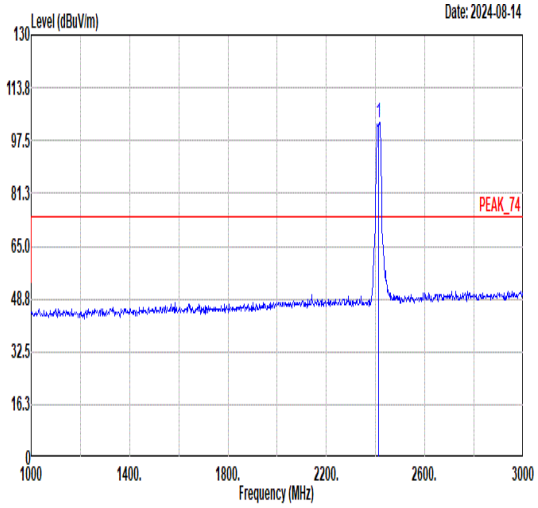 Freq Level Limit Line Margin Read Level Ant Factor Cable Loss Preamp Factor APos TPos Remark MHz dBuV/m dBuV/m dB dBuV dB/m dB dB cm deg 1 2412.00 103.24 ------ ------ 101.31 30.65 4.83 33.55 375 254 PEAK
Avg	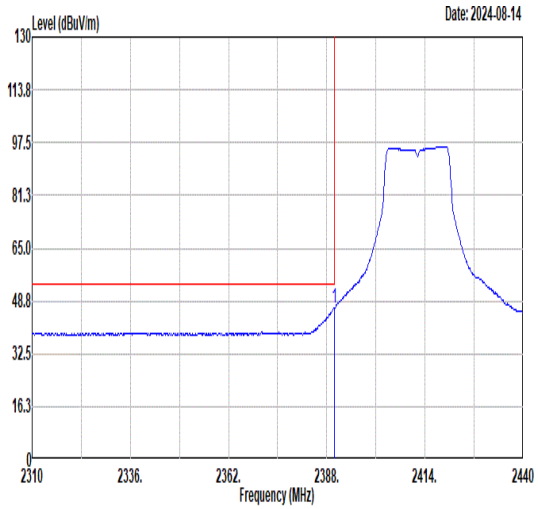 Freq Level Limit Line Margin Read Level Ant Factor Cable Loss Preamp Factor APos TPos Remark MHz dBuV/m dBuV/m dB dBuV dB/m dB dB cm deg 1 2389.95 46.59 54.00 -7.41 44.75 30.61 4.80 33.57 375 254 AVERAGE	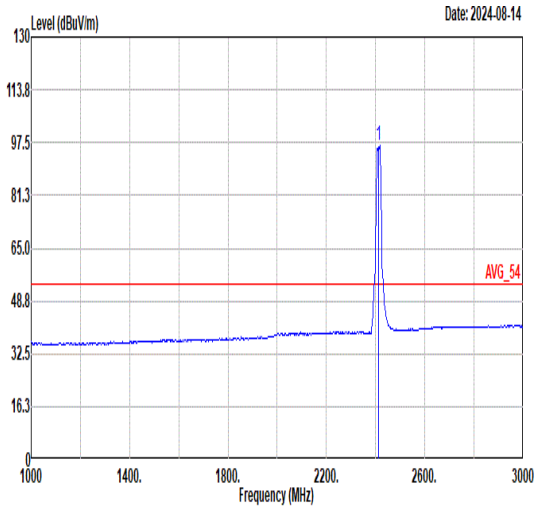 Freq Level Limit Line Margin Read Level Ant Factor Cable Loss Preamp Factor APos TPos Remark MHz dBuV/m dBuV/m dB dBuV dB/m dB dB cm deg 1 2412.00 96.44 ------ ------ 94.51 30.65 4.83 33.55 375 254 AVERAGE

Mode	80	
	Harmonic	
	2400-2483.5_802.11g_CH01_2412MHz	
ANT	SISO 10	
Pol.	Horizontal	Vertical
Peak Avg	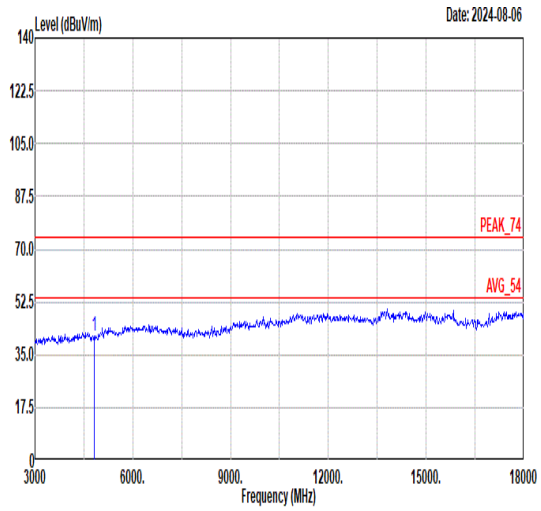 Freq Level Limit Line Margin Read Level Ant Factor Cable Loss Preamp Factor APos TPos Remark MHz dBuV/m dBuV/m dB dBuV dB/m dB dB cm deg 1 4824.00 40.98 74.00 -33.02 64.20 34.26 7.75 65.23 -- -- Peak	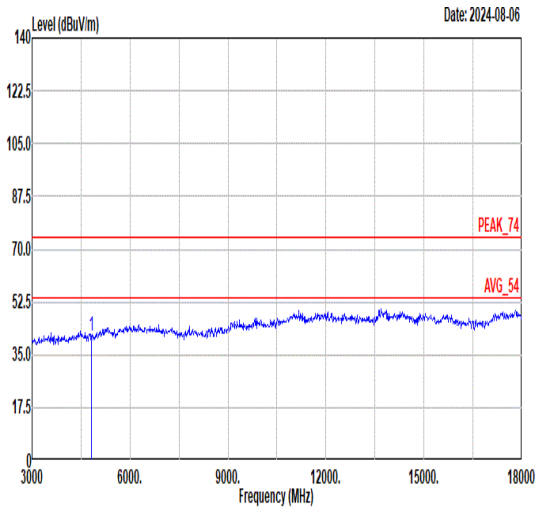 Freq Level Limit Line Margin Read Level Ant Factor Cable Loss Preamp Factor APos TPos Remark MHz dBuV/m dBuV/m dB dBuV dB/m dB dB cm deg 1 4824.00 41.39 74.00 -32.61 64.61 34.26 7.75 65.23 -- -- Peak

Mode	81	
	Harmonic	
	2400-2483.5_802.11g_CH06_2437MHz	
ANT	SISO 10	
Pol.	Horizontal	Vertical
Peak Avg	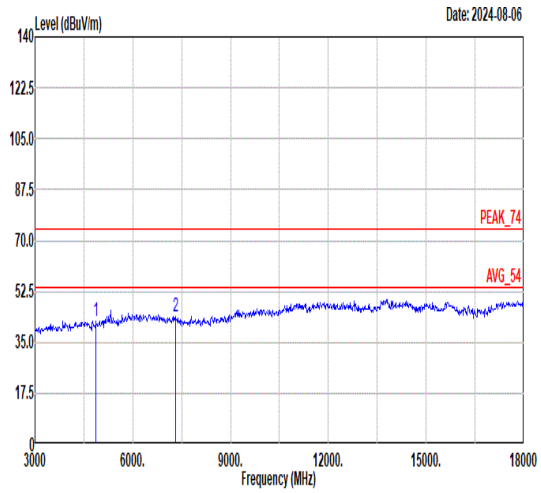 Freq Level Limit Line Margin Read Level Ant Factor Cable Loss Preamp Factor APos TPos Remark MHz dBuV/m dBuV/m dB dBuV dB/m dB dB cm deg 1 4874.00 42.20 74.00 -31.80 65.35 34.33 7.77 65.25 -- -- Peak 2 7311.00 43.87 74.00 -30.13 64.15 35.44 8.93 64.65 -- -- Peak	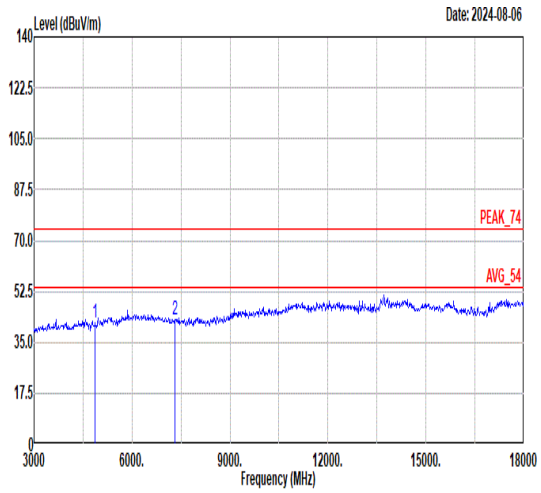 Freq Level Limit Line Margin Read Level Ant Factor Cable Loss Preamp Factor APos TPos Remark MHz dBuV/m dBuV/m dB dBuV dB/m dB dB cm deg 1 4874.00 41.82 74.00 -32.18 64.97 34.33 7.77 65.25 -- -- Peak 2 7311.00 42.92 74.00 -31.08 63.20 35.44 8.93 64.65 -- -- Peak

Mode	82	
	Band Edge	
	2400-2483.5_802.11g_CH11_2462MHz	
ANT	SISO 10	
Pol.	Horizontal	Fundamental
Peak	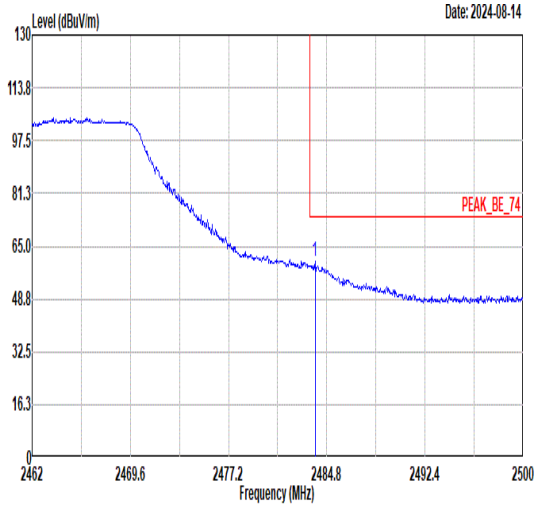 Freq Level Limit Line Margin Read Level Ant Factor Cable Loss Preamp Factor APos TPos Remark MHz dBuV/m dBuV/m dB dBuV dB/m dB dB cm deg 1 2483.89 60.57 74.00 -13.43 58.31 30.85 4.92 33.51 125 318 PEAK	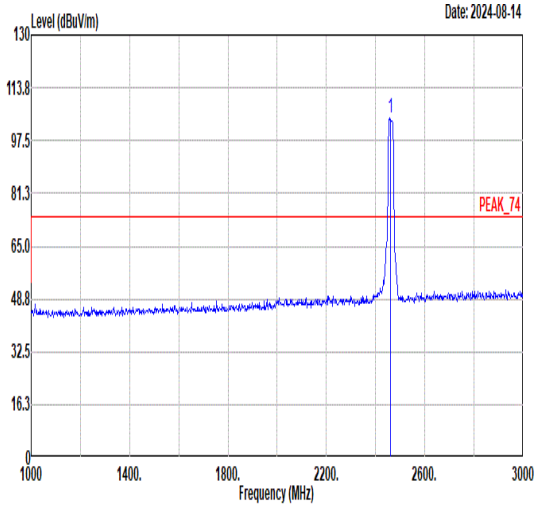 Freq Level Limit Line Margin Read Level Ant Factor Cable Loss Preamp Factor APos TPos Remark MHz dBuV/m dBuV/m dB dBuV dB/m dB dB cm deg 1 2462.00 104.44 ------ ------ 102.35 30.74 4.88 33.53 125 318 PEAK
Avg	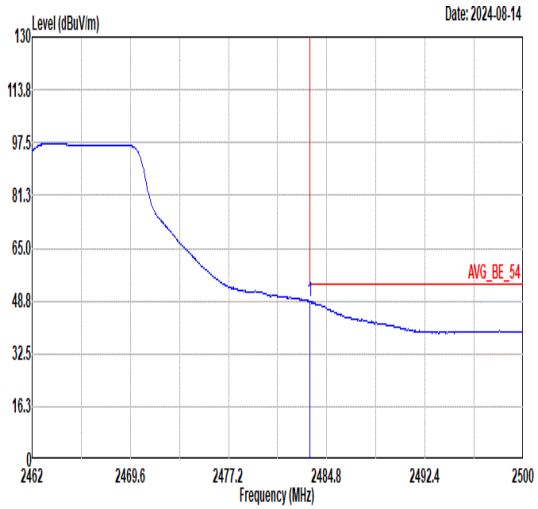 Freq Level Limit Line Margin Read Level Ant Factor Cable Loss Preamp Factor APos TPos Remark MHz dBuV/m dBuV/m dB dBuV dB/m dB dB cm deg 1 2483.51 48.50 54.00 -5.50 46.24 30.85 4.92 33.51 125 318 AVERAGE	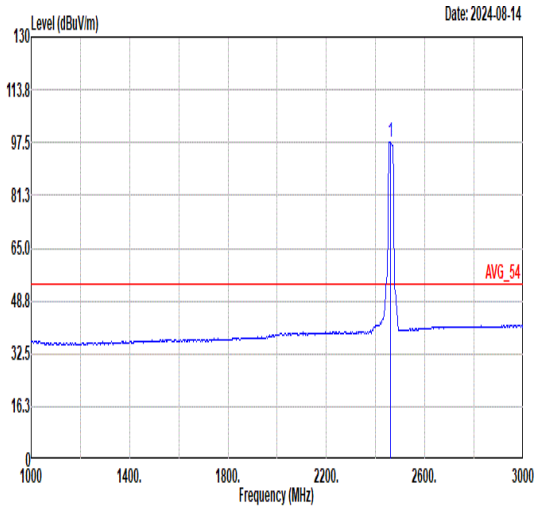 Freq Level Limit Line Margin Read Level Ant Factor Cable Loss Preamp Factor APos TPos Remark MHz dBuV/m dBuV/m dB dBuV dB/m dB dB cm deg 1 2462.00 97.84 ------ ------ 95.75 30.74 4.88 33.53 125 318 AVERAGE

Mode	82	
	Band Edge	
	2400-2483.5_802.11g_CH11_2462MHz	
ANT	SISO 10	
Pol.	Vertical	Fundamental
Peak	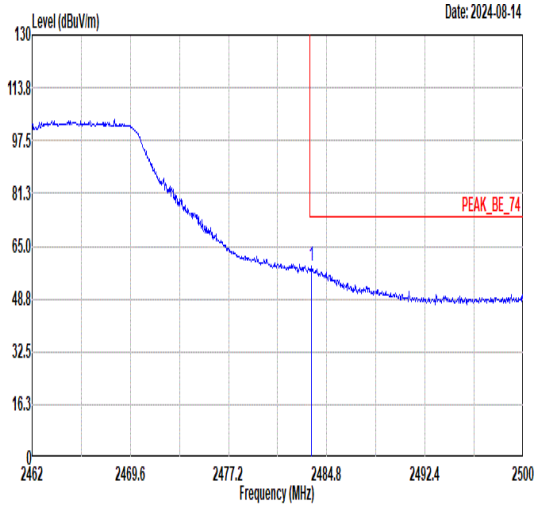 Freq Level Limit Line Margin Read Level Ant Factor Cable Loss Preamp Factor APos TPos Remark MHz dBuV/m dBuV/m dB dBuV dB/m dB dB cm deg 1 2483.62 59.00 74.00 -15.00 56.74 30.85 4.92 33.51 400 252 PEAK	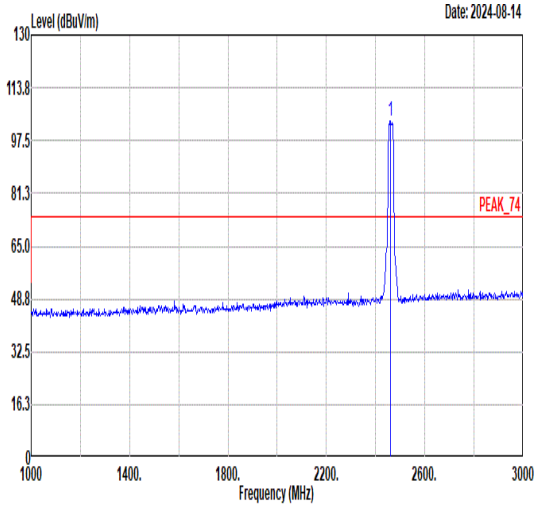 Freq Level Limit Line Margin Read Level Ant Factor Cable Loss Preamp Factor APos TPos Remark MHz dBuV/m dBuV/m dB dBuV dB/m dB dB cm deg 1 2462.00 103.49 ------ ------ 101.37 30.76 4.89 33.53 400 252 PEAK
Avg	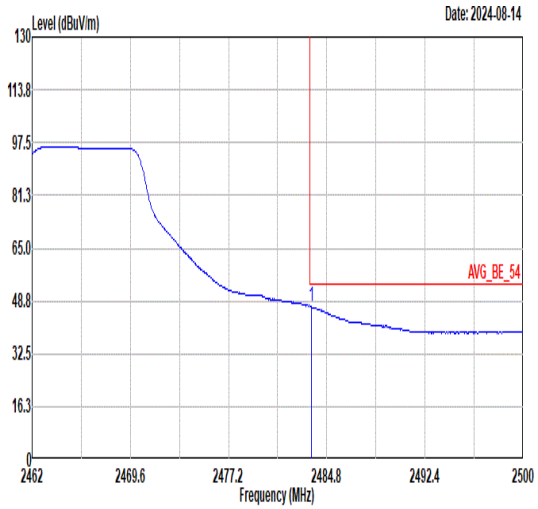 Freq Level Limit Line Margin Read Level Ant Factor Cable Loss Preamp Factor APos TPos Remark MHz dBuV/m dBuV/m dB dBuV dB/m dB dB cm deg 1 2483.58 47.03 54.00 -6.97 44.77 30.85 4.92 33.51 400 252 AVERAGE	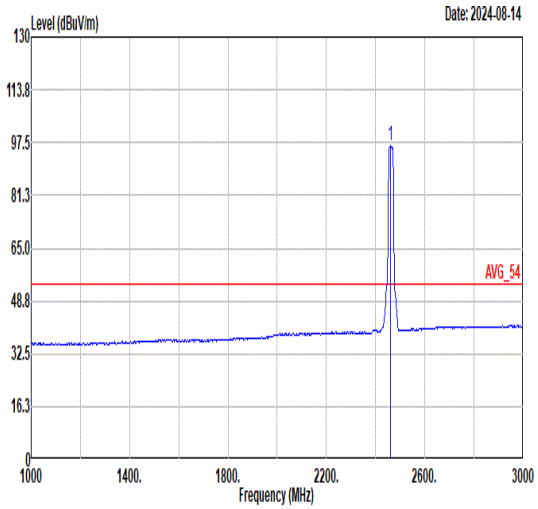 Freq Level Limit Line Margin Read Level Ant Factor Cable Loss Preamp Factor APos TPos Remark MHz dBuV/m dBuV/m dB dBuV dB/m dB dB cm deg 1 2462.00 96.50 ------ ------ 94.38 30.76 4.89 33.53 400 252 AVERAGE

Mode	82	
	Harmonic	
	2400-2483.5_802.11g_CH11_2462MHz	
ANT	SISO 10	
Pol.	Horizontal	Vertical
Peak Avg	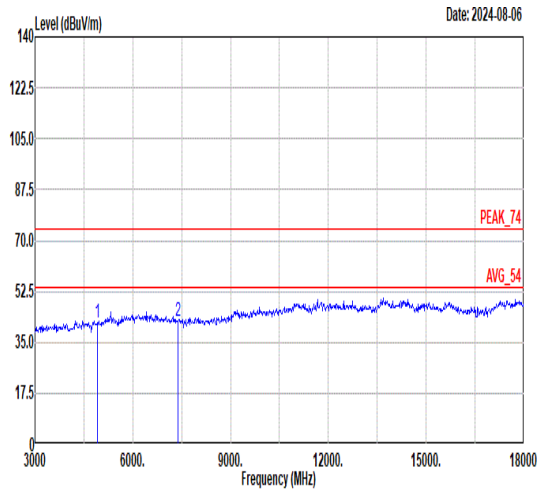 Freq Level Limit Line Margin Read Level Ant Factor Cable Loss Preamp Factor APos TPos Remark MHz dBuV/m dBuV/m dB dBuV dB/m dB dB cm deg 1 4924.00 41.92 74.00 -32.08 65.00 34.40 7.79 65.27 -- -- Peak 2 7386.00 42.31 74.00 -31.69 62.31 35.42 9.17 64.59 -- -- Peak	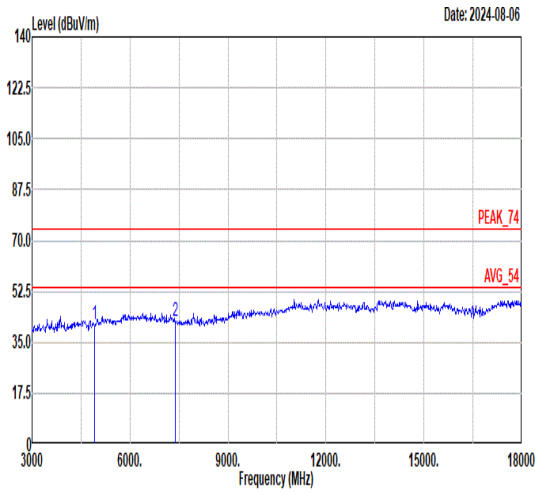 Freq Level Limit Line Margin Read Level Ant Factor Cable Loss Preamp Factor APos TPos Remark MHz dBuV/m dBuV/m dB dBuV dB/m dB dB cm deg 1 4924.00 40.94 74.00 -33.06 64.02 34.40 7.79 65.27 -- -- Peak 2 7386.00 42.50 74.00 -31.50 62.50 35.42 9.17 64.59 -- -- Peak

Mode	83	
	Band Edge	
	2400-2483.5_802.11n HT20_CH01_2412MHz	
ANT	SISO 10	
Pol.	Horizontal	Fundamental
Peak	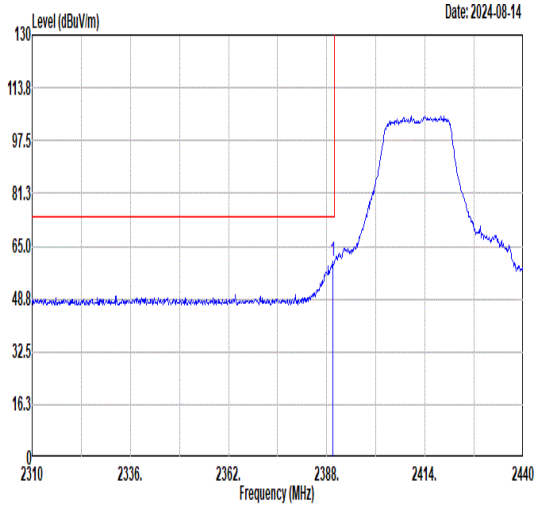 Freq Level Limit Line Margin Read Level Ant Factor Cable Loss Preamp Factor APos TPos Remark MHz dBuV/m dBuV/m dB dBuV dB/m dB dB cm deg 1 2389.69 60.16 74.00 -13.84 58.32 30.61 4.80 33.57 140 324 PEAK	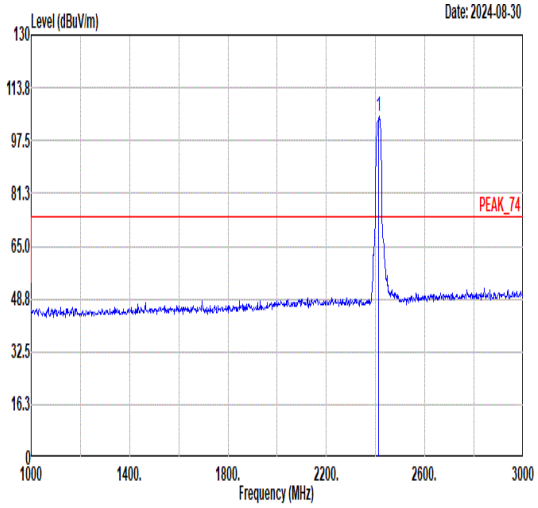 Freq Level Limit Line Margin Read Level Ant Factor Cable Loss Preamp Factor APos TPos Remark MHz dBuV/m dBuV/m dB dBuV dB/m dB dB cm deg 1 2412.00 104.96 ------ ------ 103.05 30.64 4.82 33.55 140 324 PEAK
Avg	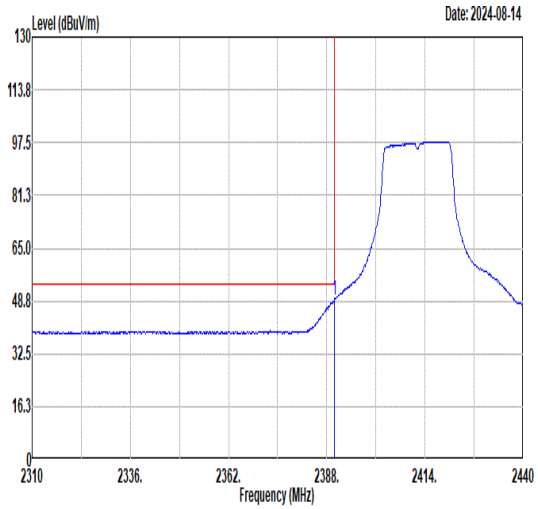 Freq Level Limit Line Margin Read Level Ant Factor Cable Loss Preamp Factor APos TPos Remark MHz dBuV/m dBuV/m dB dBuV dB/m dB dB cm deg 1 2389.95 48.90 54.00 -5.10 47.06 30.61 4.80 33.57 140 324 AVERAGE	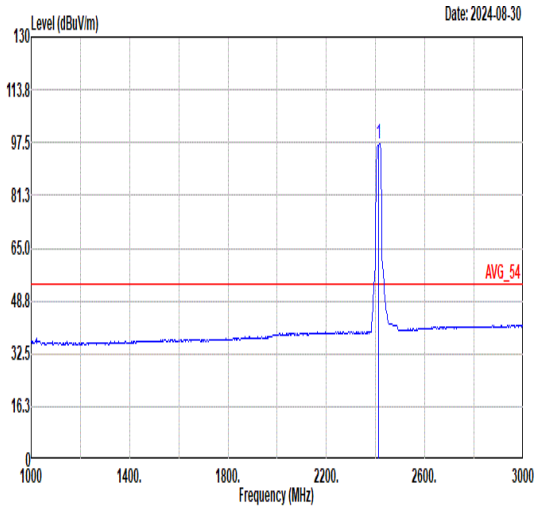 Freq Level Limit Line Margin Read Level Ant Factor Cable Loss Preamp Factor APos TPos Remark MHz dBuV/m dBuV/m dB dBuV dB/m dB dB cm deg 1 2412.00 97.09 ------ ------ 95.17 30.64 4.83 33.55 140 324 AVERAGE

Mode	83	
	Band Edge	
	2400-2483.5_802.11n HT20_CH01_2412MHz	
ANT	SISO 10	
Pol.	Vertical	Fundamental
Peak	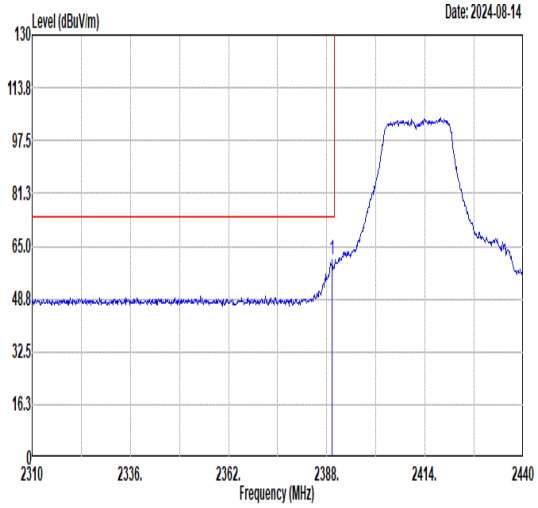 Freq Level Limit Line Margin Read Level Ant Factor Cable Loss Preamp Factor APos TPos Remark MHz dBuV/m dBuV/m dB dBuV dB/m dB dB cm deg 1 2389.43 60.59 74.00 -13.41 58.75 30.61 4.80 33.57 374 264 PEAK	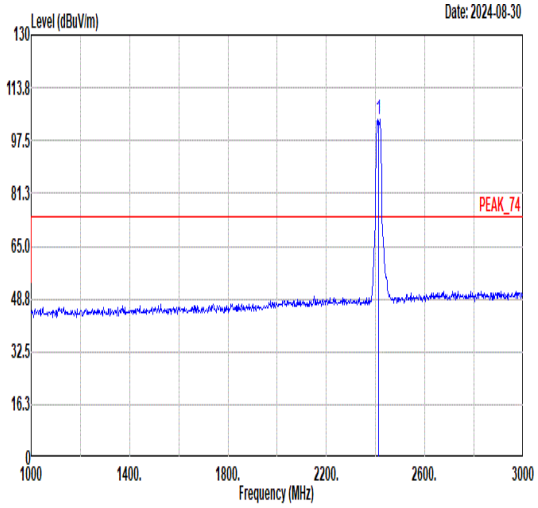 Freq Level Limit Line Margin Read Level Ant Factor Cable Loss Preamp Factor APos TPos Remark MHz dBuV/m dBuV/m dB dBuV dB/m dB dB cm deg 1 2412.00 104.04 ------ ------ 102.11 30.65 4.83 33.55 374 264 PEAK
Avg	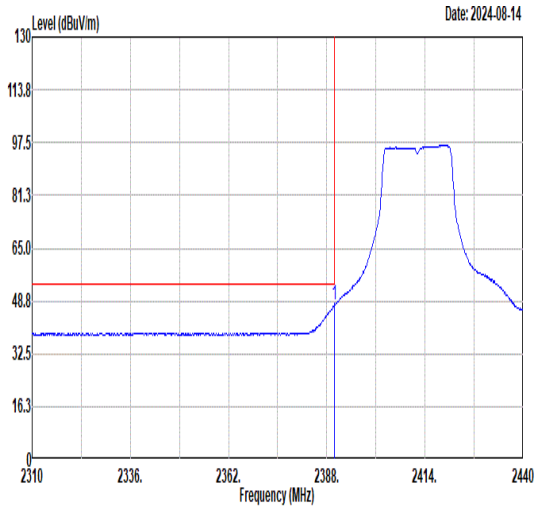 Freq Level Limit Line Margin Read Level Ant Factor Cable Loss Preamp Factor APos TPos Remark MHz dBuV/m dBuV/m dB dBuV dB/m dB dB cm deg 1 2389.95 47.43 54.00 -6.57 45.59 30.61 4.80 33.57 374 264 AVERAGE	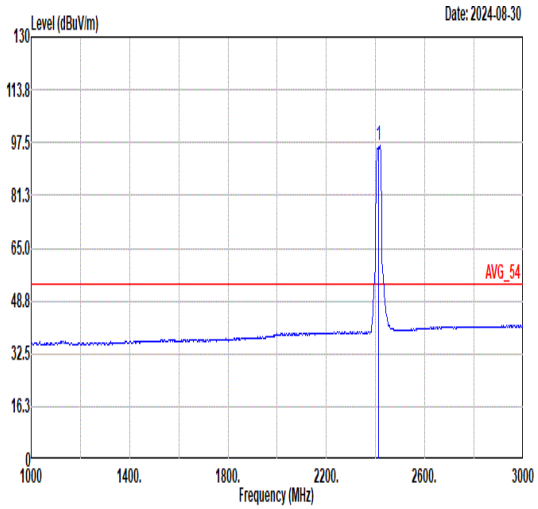 Freq Level Limit Line Margin Read Level Ant Factor Cable Loss Preamp Factor APos TPos Remark MHz dBuV/m dBuV/m dB dBuV dB/m dB dB cm deg 1 2412.00 96.50 ------ ------ 94.57 30.65 4.83 33.55 374 264 AVERAGE

Mode	83	
	Harmonic	
	2400-2483.5_802.11n HT20_CH01_2412MHz	
ANT	SISO 10	
Pol.	Horizontal	Vertical
Peak Avg	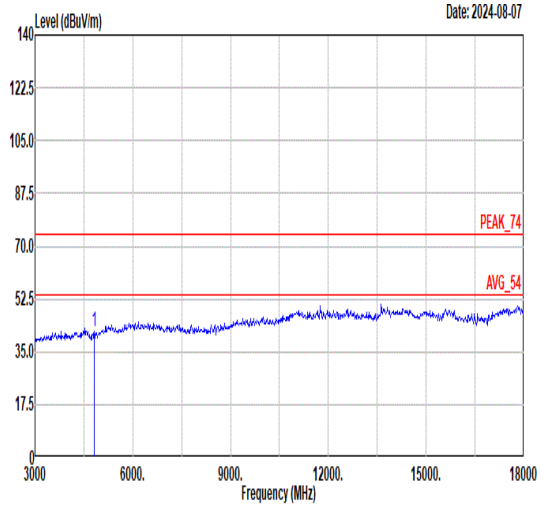 Freq Level Limit Line Margin Read Level Ant Factor Cable Loss Preamp Factor APos TPos Remark MHz dBuV/m dBuV/m dB dBuV dB/m dB dB cm deg 1 4824.00 41.50 74.00 -32.50 64.72 34.26 7.75 65.23 -- -- Peak	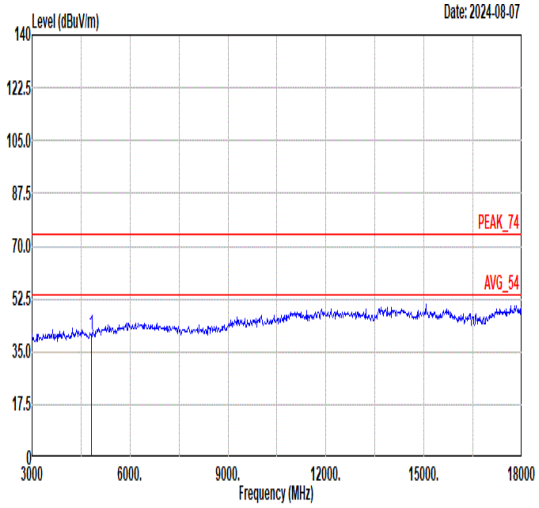 Freq Level Limit Line Margin Read Level Ant Factor Cable Loss Preamp Factor APos TPos Remark MHz dBuV/m dBuV/m dB dBuV dB/m dB dB cm deg 1 4824.00 40.75 74.00 -33.25 63.97 34.26 7.75 65.23 -- -- Peak

Mode	84	
	Harmonic	
	2400-2483.5_802.11n HT20_CH06_2437MHz	
ANT	SISO 10	
Pol.	Horizontal	Vertical
Peak Avg	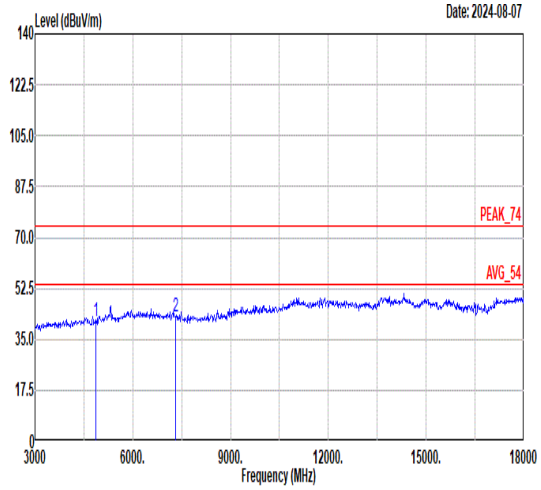 Freq Level Limit Line Margin Read Level Ant Factor Cable Loss Preamp Factor APos TPos Remark MHz dBuV/m dBuV/m dB dBuV dB/m dB dB cm deg 1 4874.00 41.34 74.00 -32.66 64.49 34.33 7.77 65.25 -- -- Peak 2 7311.00 42.75 74.00 -31.25 63.03 35.44 8.93 64.65 -- -- Peak	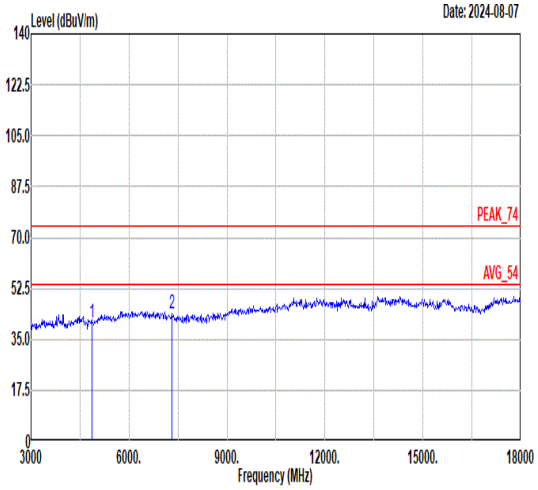 Freq Level Limit Line Margin Read Level Ant Factor Cable Loss Preamp Factor APos TPos Remark MHz dBuV/m dBuV/m dB dBuV dB/m dB dB cm deg 1 4874.00 40.53 74.00 -33.47 63.68 34.33 7.77 65.25 -- -- Peak 2 7311.00 43.75 74.00 -30.25 64.03 35.44 8.93 64.65 -- -- Peak

Mode	85	
	Band Edge	
	2400-2483.5_802.11n HT20_CH11_2462MHz	
ANT	SISO 10	
Pol.	Horizontal	Fundamental
Peak	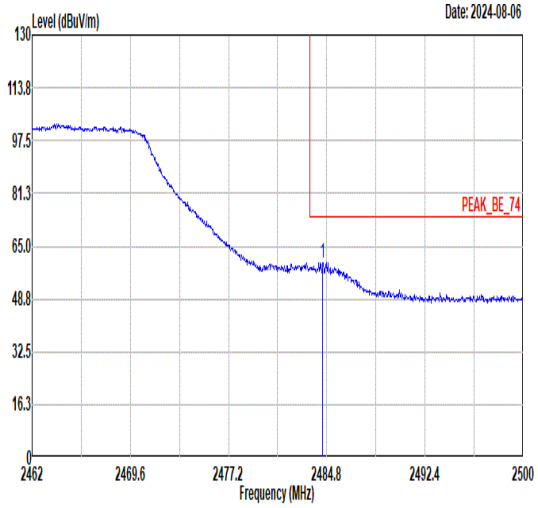 Freq Level Limit Line Margin Read Level Ant Factor Cable Loss Preamp Factor APos TPos Remark MHz dBuV/m dBuV/m dB dBuV dB/m dB dB cm deg 1 2484.50 60.07 74.00 -13.93 57.81 30.85 4.92 33.51 100 290 PEAK	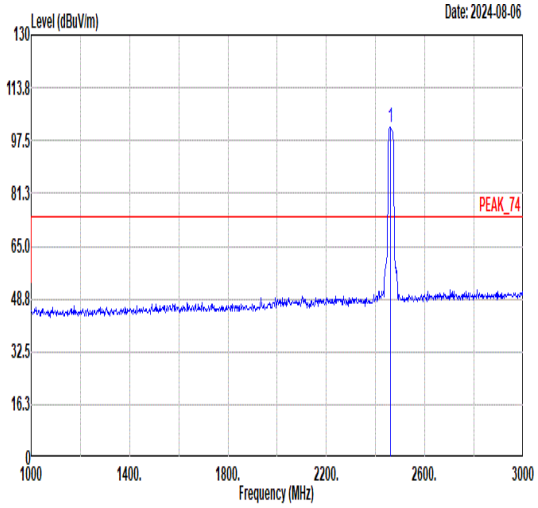 Freq Level Limit Line Margin Read Level Ant Factor Cable Loss Preamp Factor APos TPos Remark MHz dBuV/m dBuV/m dB dBuV dB/m dB dB cm deg 1 2462.00 101.78 ------ ------ 99.68 30.75 4.88 33.53 100 290 PEAK
Avg	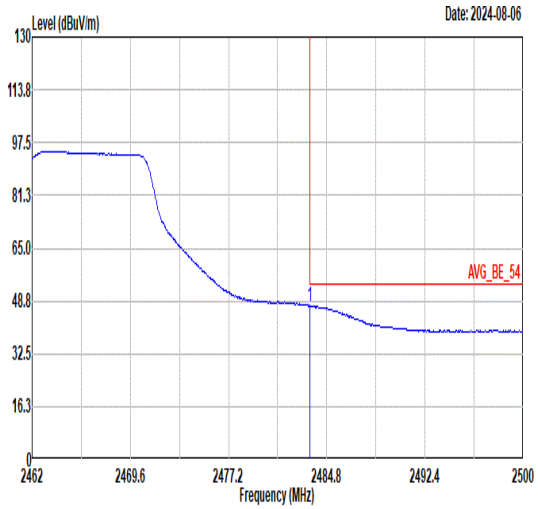 Freq Level Limit Line Margin Read Level Ant Factor Cable Loss Preamp Factor APos TPos Remark MHz dBuV/m dBuV/m dB dBuV dB/m dB dB cm deg 1 2483.51 47.23 54.00 -6.77 44.97 30.85 4.92 33.51 100 290 AVERAGE	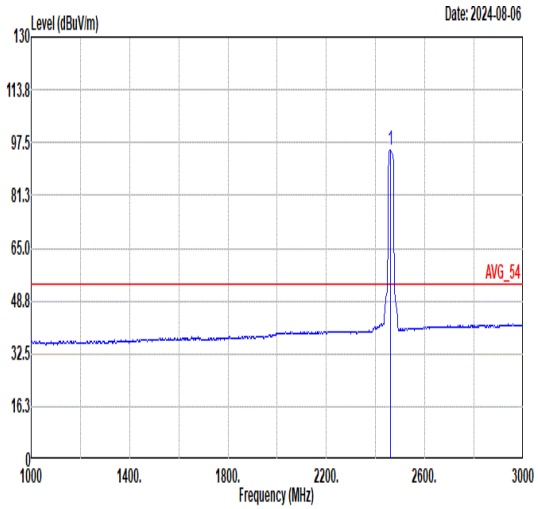 Freq Level Limit Line Margin Read Level Ant Factor Cable Loss Preamp Factor APos TPos Remark MHz dBuV/m dBuV/m dB dBuV dB/m dB dB cm deg 1 2462.00 94.98 ------ ------ 92.88 30.75 4.88 33.53 100 290 AVERAGE

Mode	85	
	Band Edge	
	2400-2483.5_802.11n HT20_CH11_2462MHz	
ANT	SISO 10	
Pol.	Vertical	Fundamental
Peak	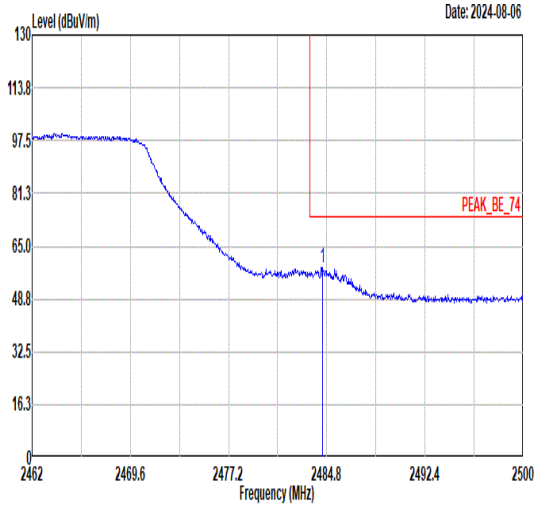 Freq Level Limit Line Margin Read Level Ant Factor Cable Loss Preamp Factor APos TPos Remark MHz dBuV/m dBuV/m dB dBuV dB/m dB dB cm deg 1 2484.46 58.40 74.00 -15.60 56.14 30.85 4.92 33.51 400 225 PEAK	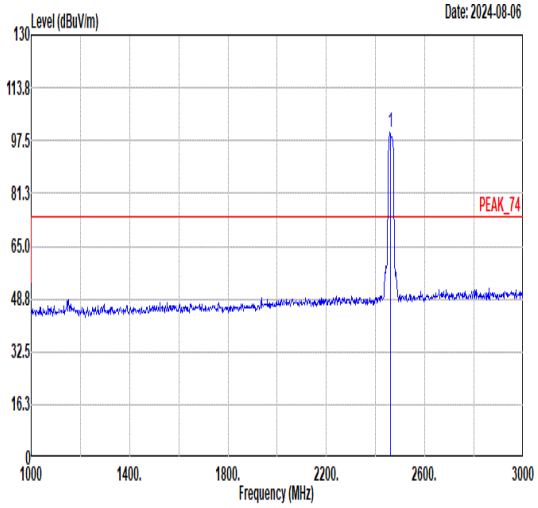 Freq Level Limit Line Margin Read Level Ant Factor Cable Loss Preamp Factor APos TPos Remark MHz dBuV/m dBuV/m dB dBuV dB/m dB dB cm deg 1 2462.00 100.05 ------ ------ 97.95 30.75 4.88 33.53 400 225 PEAK
Avg	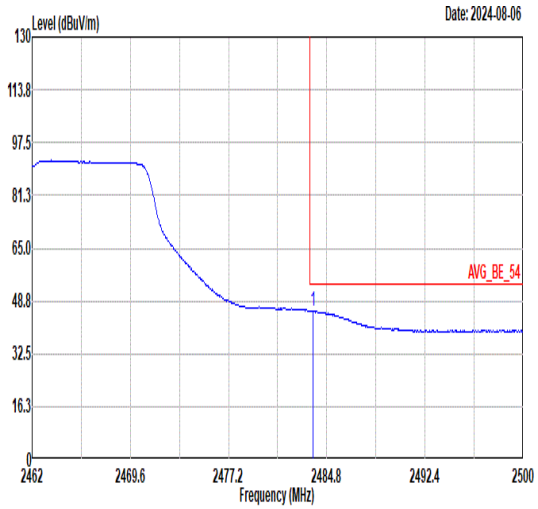 Freq Level Limit Line Margin Read Level Ant Factor Cable Loss Preamp Factor APos TPos Remark MHz dBuV/m dBuV/m dB dBuV dB/m dB dB cm deg 1 2483.74 45.65 54.00 -8.35 43.39 30.85 4.92 33.51 400 225 AVERAGE	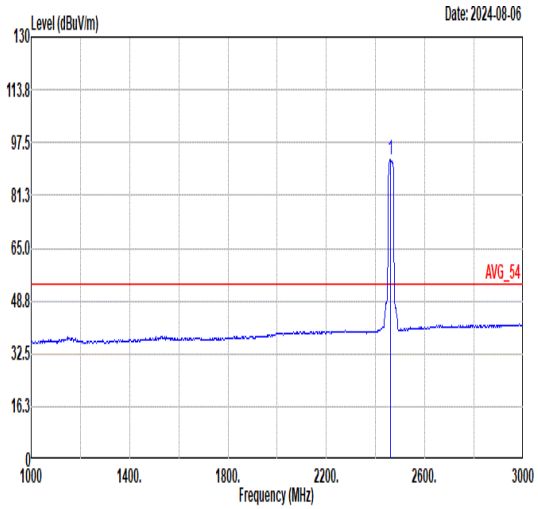 Freq Level Limit Line Margin Read Level Ant Factor Cable Loss Preamp Factor APos TPos Remark MHz dBuV/m dBuV/m dB dBuV dB/m dB dB cm deg 1 2462.00 92.38 ------ ------ 90.28 30.75 4.88 33.53 400 225 AVERAGE

Mode	85	
	Harmonic	
	2400-2483.5_802.11n HT20_CH11_2462MHz	
ANT	SISO 10	
Pol.	Horizontal	Vertical
Peak Avg	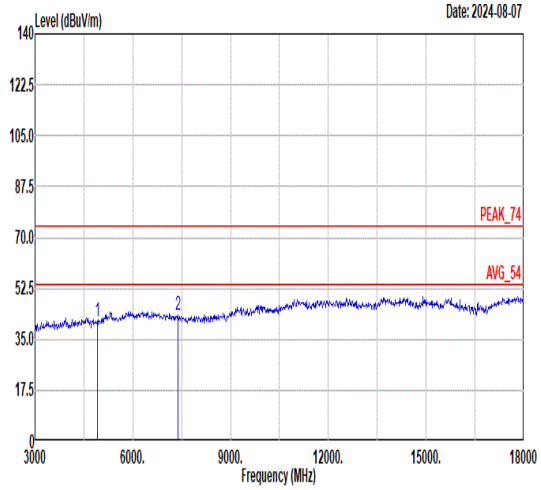 Freq Level Limit Line Margin Read Level Ant Factor Cable Loss Preamp Factor APos TPos Remark MHz dBuV/m dBuV/m dB dBuV dB/m dB dB cm deg 1 4924.00 41.20 74.00 -32.80 64.28 34.40 7.79 65.27 -- -- Peak 2 7386.00 43.42 74.00 -30.58 63.42 35.42 9.17 64.59 -- -- Peak	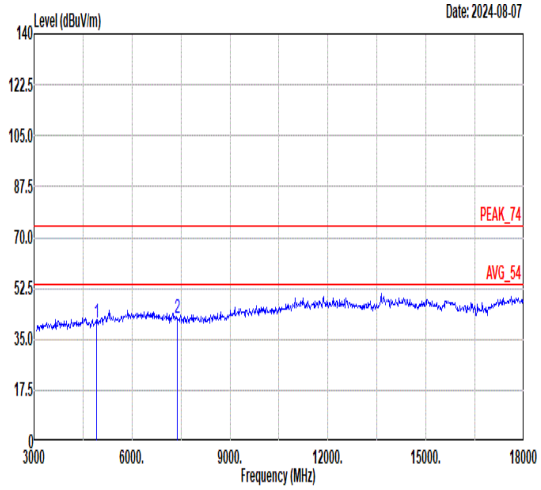 Freq Level Limit Line Margin Read Level Ant Factor Cable Loss Preamp Factor APos TPos Remark MHz dBuV/m dBuV/m dB dBuV dB/m dB dB cm deg 1 4924.00 40.71 74.00 -33.29 63.79 34.40 7.79 65.27 -- -- Peak 2 7386.00 42.46 74.00 -31.54 62.46 35.42 9.17 64.59 -- -- Peak

Mode	86	
	Band Edge - L	
	2400-2483.5_802.11n HT40_CH03_2422MHz	
ANT	SISO 10	
Pol.	Horizontal	Fundamental
Peak	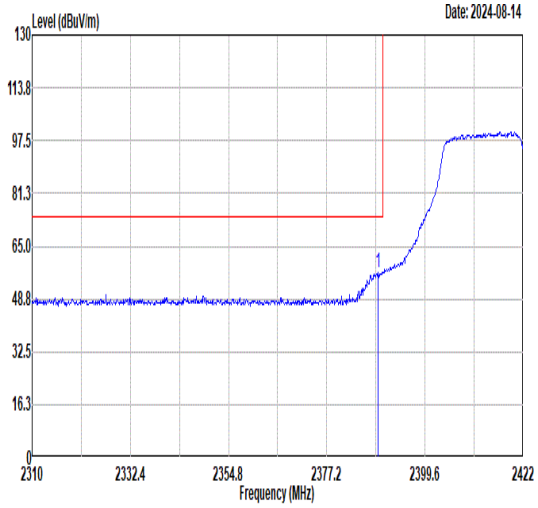 Freq Level Limit Line Margin Read Level Ant Factor Cable Loss Preamp Factor APos TPos Remark MHz dBuV/m dBuV/m dB dBuV dB/m dB dB cm deg 1 2388.96 57.14 74.00 -16.86 55.31 30.61 4.79 33.57 141 325 PEAK	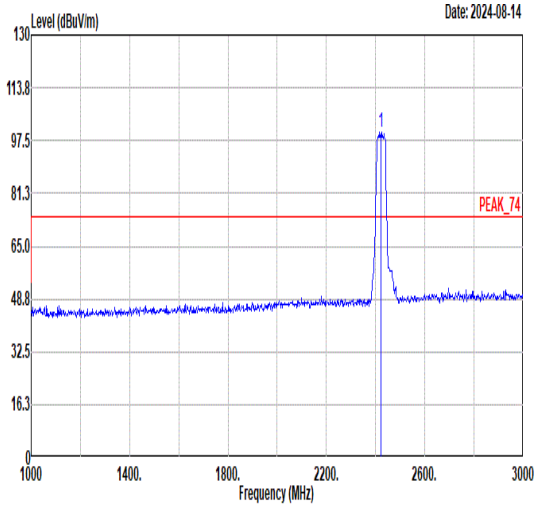 Freq Level Limit Line Margin Read Level Ant Factor Cable Loss Preamp Factor APos TPos Remark MHz dBuV/m dBuV/m dB dBuV dB/m dB dB cm deg 1 2422.00 99.95 ------ ------ 98.00 30.66 4.84 33.55 141 325 PEAK
Avg	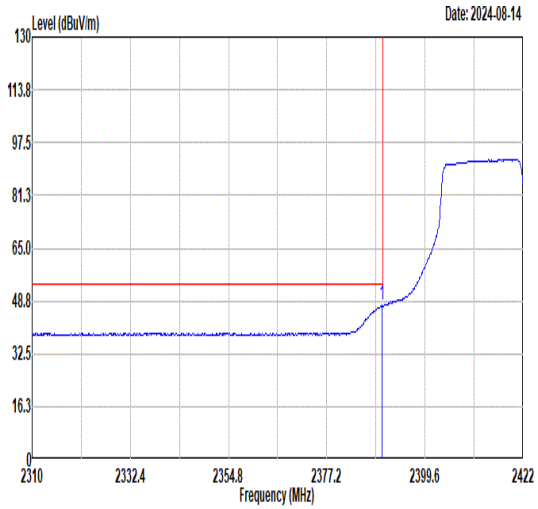 Freq Level Limit Line Margin Read Level Ant Factor Cable Loss Preamp Factor APos TPos Remark MHz dBuV/m dBuV/m dB dBuV dB/m dB dB cm deg 1 2389.86 47.38 54.00 -6.62 45.54 30.61 4.80 33.57 141 325 AVERAGE	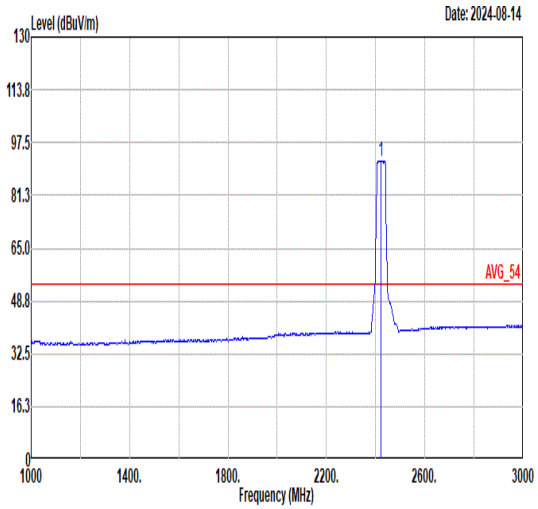 Freq Level Limit Line Margin Read Level Ant Factor Cable Loss Preamp Factor APos TPos Remark MHz dBuV/m dBuV/m dB dBuV dB/m dB dB cm deg 1 2422.00 91.97 ------ ------ 90.05 30.64 4.83 33.55 141 325 AVERAGE

Mode	86	
	Band Edge - R	
	2400-2483.5_802.11n HT40_CH03_2422MHz	
ANT	SISO 10	
Pol.	Horizontal	Fundamental
Peak	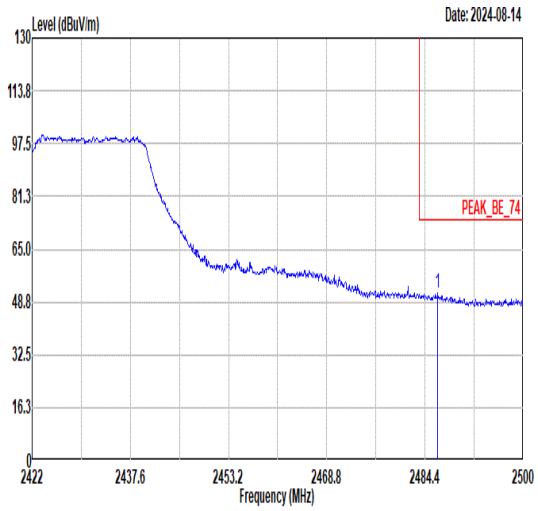 Limit Read Ant Cable Preamp APos TPos Freq Level Line Margin Level Factor Loss Factor Remark MHz dBuV/m dBuV/m dB dBuV dB/m dB dB cm deg 1 2486.43 51.36 74.00 -22.64 49.09 30.86 4.92 33.51 141 325 PEAK	Blank
Avg	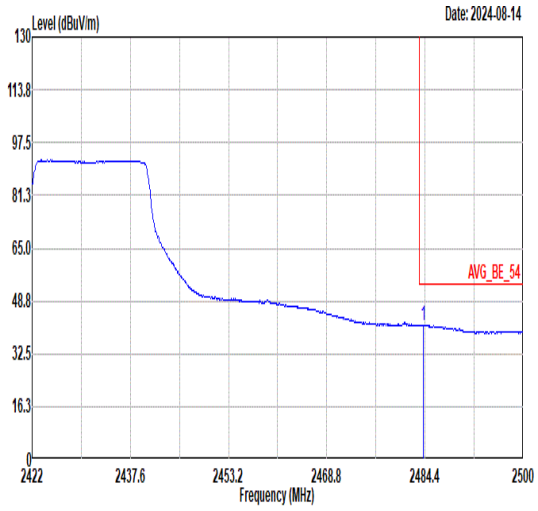 Limit Read Ant Cable Preamp APos TPos Freq Level Line Margin Level Factor Loss Factor Remark MHz dBuV/m dBuV/m dB dBuV dB/m dB dB cm deg 1 2484.17 41.25 54.00 -12.75 38.99 30.85 4.92 33.51 141 325 AVERAGE	Blank

Mode	86	
	Band Edge - L	
	2400-2483.5_802.11n HT40_CH03_2422MHz	
ANT	SISO 10	
Pol.	Vertical	Fundamental
Peak	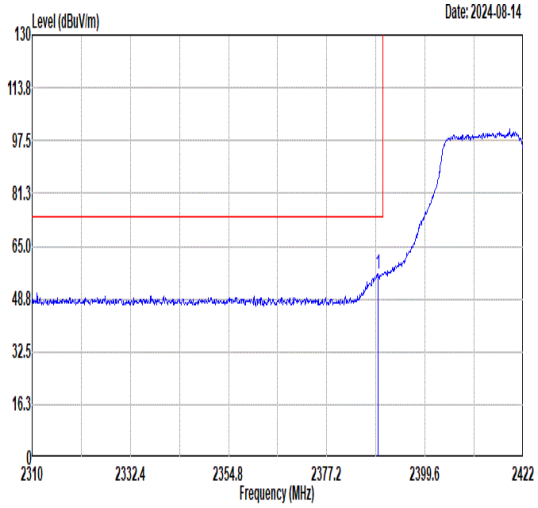 Freq Level Limit Line Margin Read Level Ant Factor Cable Loss Preamp Factor APos TPos Remark MHz dBuV/m dBuV/m dB dBuV dB/m dB dB cm deg 1 2388.85 56.36 74.00 -17.64 54.53 30.61 4.79 33.57 373 258 PEAK	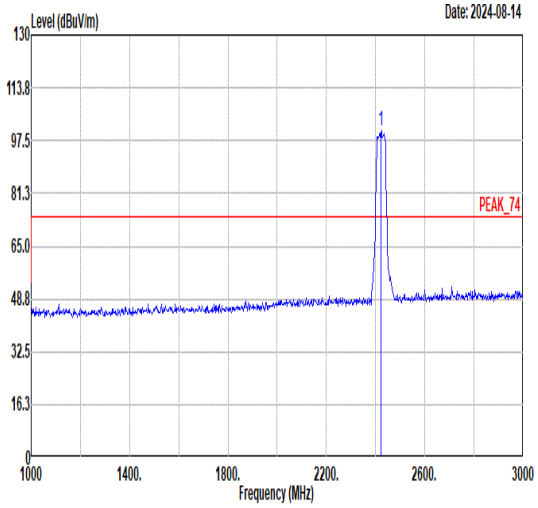 Freq Level Limit Line Margin Read Level Ant Factor Cable Loss Preamp Factor APos TPos Remark MHz dBuV/m dBuV/m dB dBuV dB/m dB dB cm deg 1 2422.00 100.36 ------ ------ 98.41 30.66 4.84 33.55 373 258 PEAK
Avg	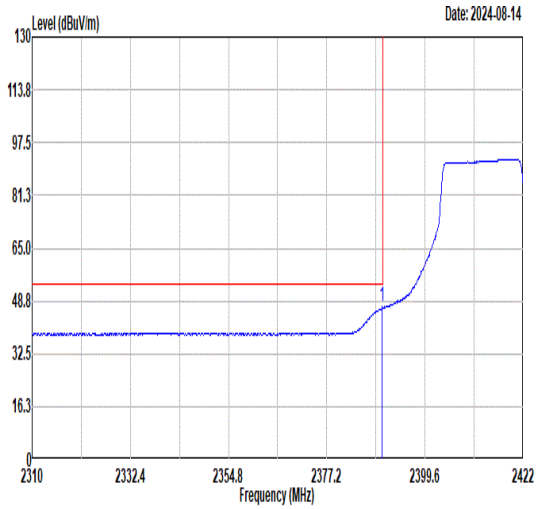 Freq Level Limit Line Margin Read Level Ant Factor Cable Loss Preamp Factor APos TPos Remark MHz dBuV/m dBuV/m dB dBuV dB/m dB dB cm deg 1 2389.86 46.87 54.00 -7.13 45.03 30.61 4.80 33.57 373 258 AVERAGE	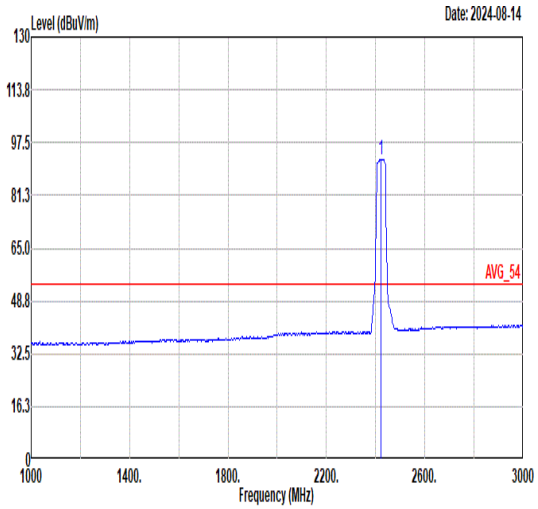 Freq Level Limit Line Margin Read Level Ant Factor Cable Loss Preamp Factor APos TPos Remark MHz dBuV/m dBuV/m dB dBuV dB/m dB dB cm deg 1 2422.00 92.30 ------ ------ 90.37 30.65 4.83 33.55 373 258 AVERAGE

Mode	86	
	Band Edge - R	
	2400-2483.5_802.11n HT40_CH03_2422MHz	
ANT	SISO 10	
Pol.	Vertical	Fundamental
Peak	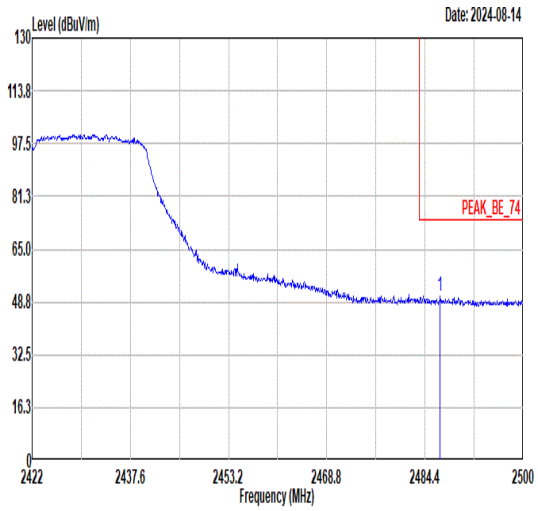 Limit Read Ant Cable Preamp APos TPos Freq Level Line Margin Level Factor Loss Factor Remark MHz dBuV/m dBuV/m dB dBuV dB/m dB dB cm deg 1 2486.82 50.57 74.00 -23.43 48.30 30.86 4.92 33.51 373 258 PEAK	Blank
Avg	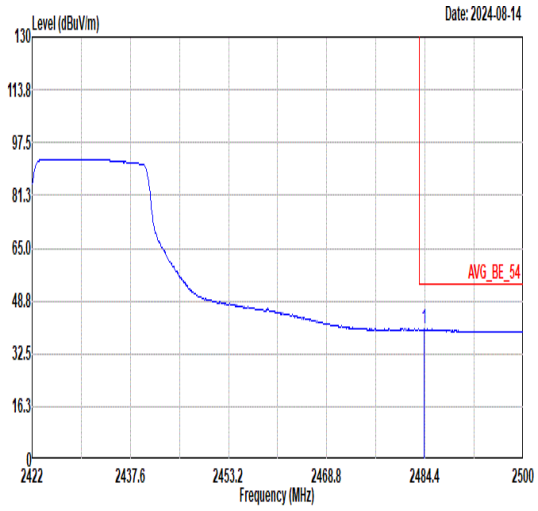 Limit Read Ant Cable Preamp APos TPos Freq Level Line Margin Level Factor Loss Factor Remark MHz dBuV/m dBuV/m dB dBuV dB/m dB dB cm deg 1 2484.24 40.01 54.00 -13.99 37.75 30.85 4.92 33.51 373 258 AVERAGE	Blank

Mode	87	
	Band Edge - L	
	2400-2483.5_802.11n HT40_CH09_2452MHz	
ANT	SISO 10	
Pol.	Horizontal	Fundamental
Peak	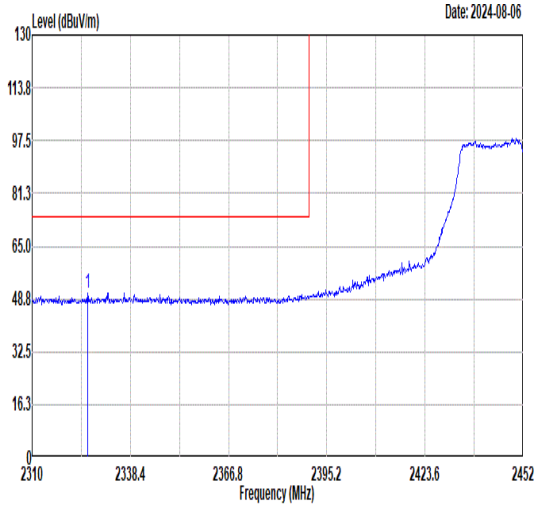 Freq Level Limit Line Margin Read Level Ant Factor Cable Loss Preamp Factor APos TPos Remark MHz dBuV/m dBuV/m dB dBuV dB/m dB dB cm deg 1 2326.05 50.61 74.00 -23.39 48.75 30.73 4.73 33.60 100 279 PEAK	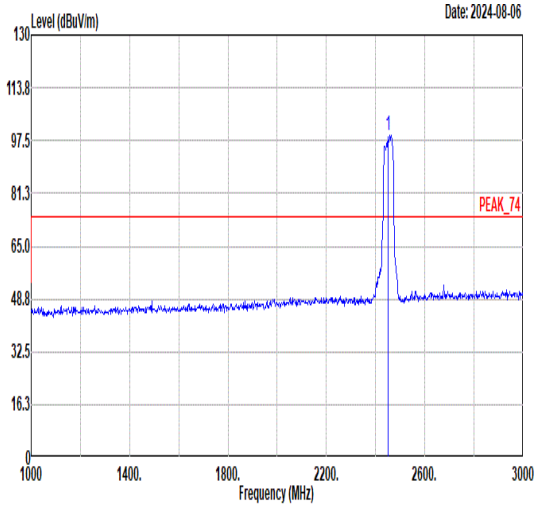 Freq Level Limit Line Margin Read Level Ant Factor Cable Loss Preamp Factor APos TPos Remark MHz dBuV/m dBuV/m dB dBuV dB/m dB dB cm deg 1 2452.00 98.92 ------ ------ 96.82 30.75 4.88 33.53 100 279 PEAK
Avg	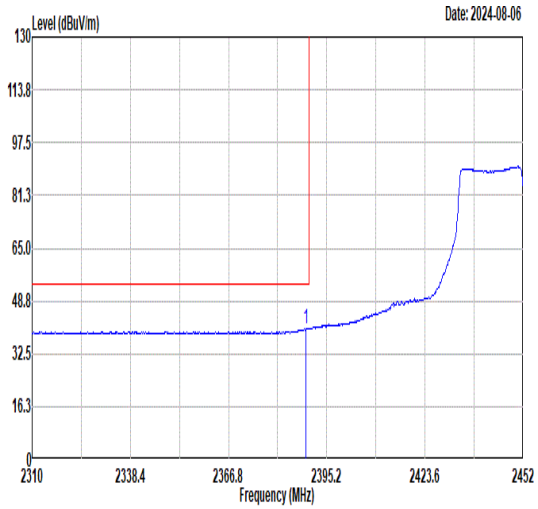 Freq Level Limit Line Margin Read Level Ant Factor Cable Loss Preamp Factor APos TPos Remark MHz dBuV/m dBuV/m dB dBuV dB/m dB dB cm deg 1 2389.24 40.30 54.00 -13.70 38.47 30.61 4.79 33.57 100 279 AVERAGE	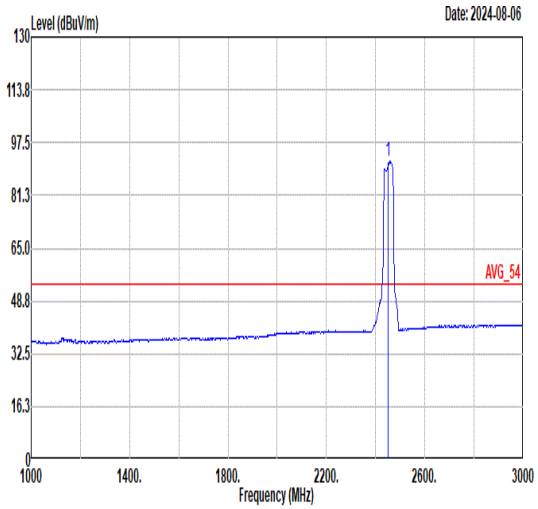 Freq Level Limit Line Margin Read Level Ant Factor Cable Loss Preamp Factor APos TPos Remark MHz dBuV/m dBuV/m dB dBuV dB/m dB dB cm deg 1 2452.00 91.61 ------ ------ 89.51 30.75 4.88 33.53 100 279 AVERAGE

Mode	87	
	Band Edge - R	
	2400-2483.5_802.11n HT40_CH09_2452MHz	
ANT	SISO 10	
Pol.	Horizontal	Fundamental
Peak	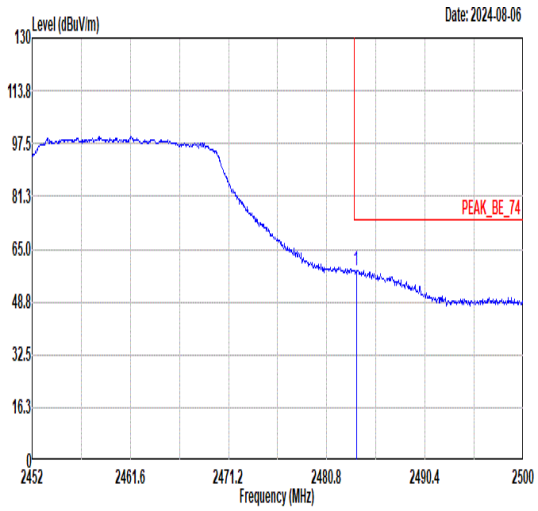 Freq Level Limit Line Margin Read Level Ant Factor Cable Loss Preamp Factor APos TPos Remark MHz dBuV/m dBuV/m dB dBuV dB/m dB dB cm deg 1 2483.68 58.45 74.00 -15.55 56.19 30.85 4.92 33.51 100 279 PEAK	Blank
Avg	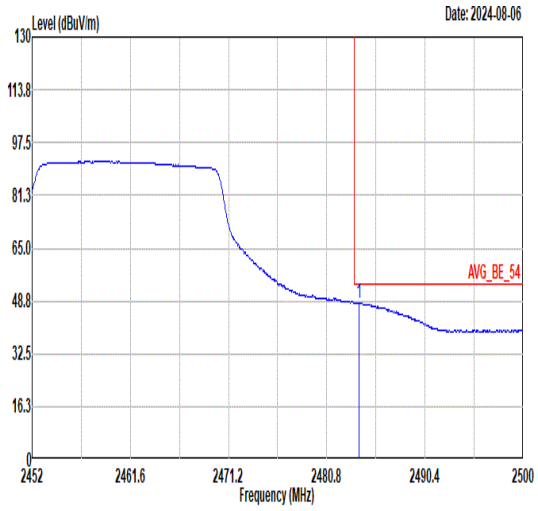 Freq Level Limit Line Margin Read Level Ant Factor Cable Loss Preamp Factor APos TPos Remark MHz dBuV/m dBuV/m dB dBuV dB/m dB dB cm deg 1 2483.97 48.19 54.00 -5.81 45.93 30.85 4.92 33.51 100 279 AVERAGE	Blank

Mode	87	
	Band Edge - L	
	2400-2483.5_802.11n HT40_CH09_2452MHz	
ANT	SISO 10	
Pol.	Vertical	Fundamental
Peak	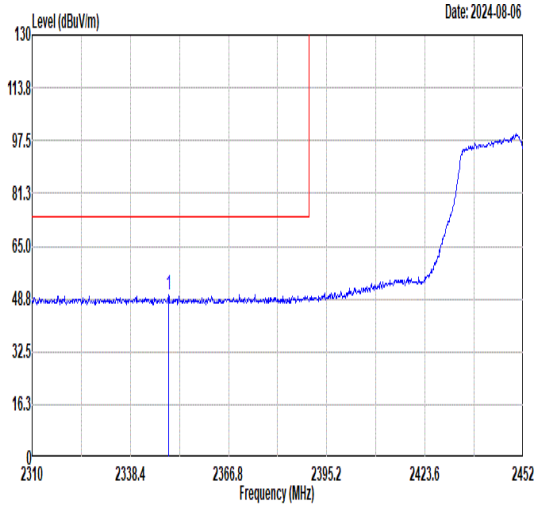 Freq Level Limit Line Margin Read Level Ant Factor Cable Loss Preamp Factor APos TPos Remark MHz dBuV/m dBuV/m dB dBuV dB/m dB dB cm deg 1 2349.48 49.93 74.00 -24.07 48.08 30.69 4.75 33.59 353 249 PEAK	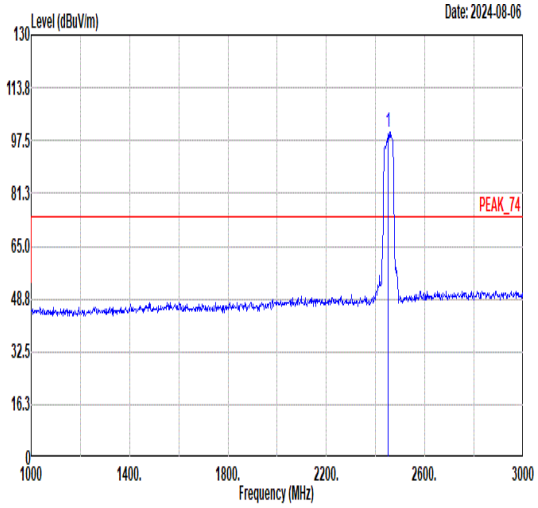 Freq Level Limit Line Margin Read Level Ant Factor Cable Loss Preamp Factor APos TPos Remark MHz dBuV/m dBuV/m dB dBuV dB/m dB dB cm deg 1 2452.00 100.27 ------ ------ 98.14 30.77 4.89 33.53 353 249 PEAK
Avg	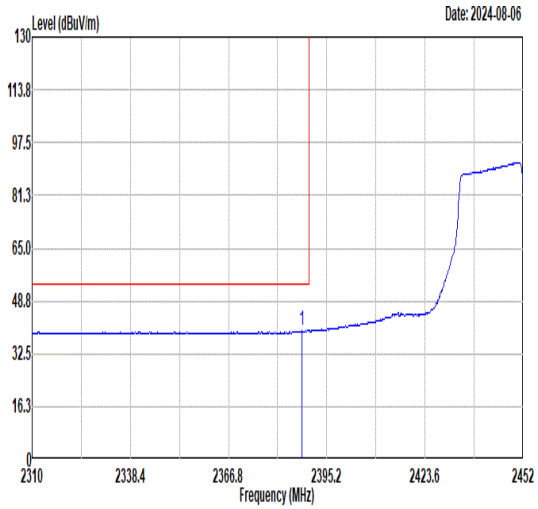 Freq Level Limit Line Margin Read Level Ant Factor Cable Loss Preamp Factor APos TPos Remark MHz dBuV/m dBuV/m dB dBuV dB/m dB dB cm deg 1 2388.10 39.64 54.00 -14.36 37.81 30.61 4.79 33.57 353 249 AVERAGE	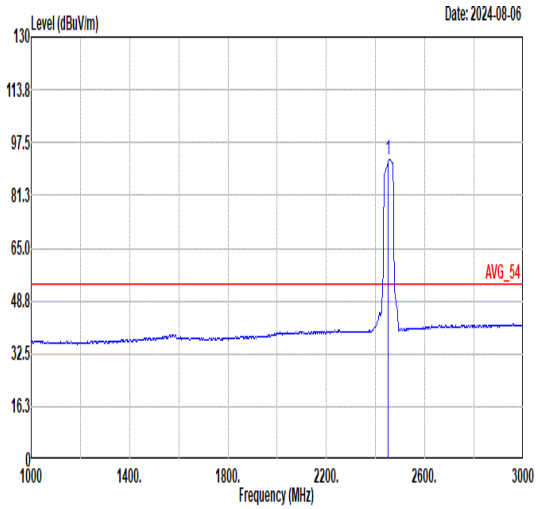 Freq Level Limit Line Margin Read Level Ant Factor Cable Loss Preamp Factor APos TPos Remark MHz dBuV/m dBuV/m dB dBuV dB/m dB dB cm deg 1 2452.00 92.35 ------ ------ 90.26 30.74 4.88 33.53 353 249 AVERAGE

Mode	87	
	Band Edge - R	
	2400-2483.5_802.11n HT40_CH09_2452MHz	
ANT	SISO 10	
Pol.	Vertical	Fundamental
Peak	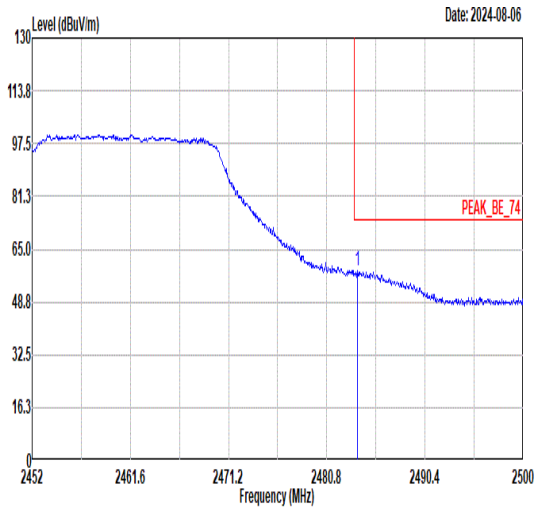 Freq Level Limit Line Margin Read Level Ant Factor Cable Loss Preamp Factor APos TPos Remark MHz dBuV/m dBuV/m dB dBuV dB/m dB dB cm deg 1 2483.82 58.33 74.00 -15.67 56.07 30.85 4.92 33.51 353 249 PEAK	Blank
Avg	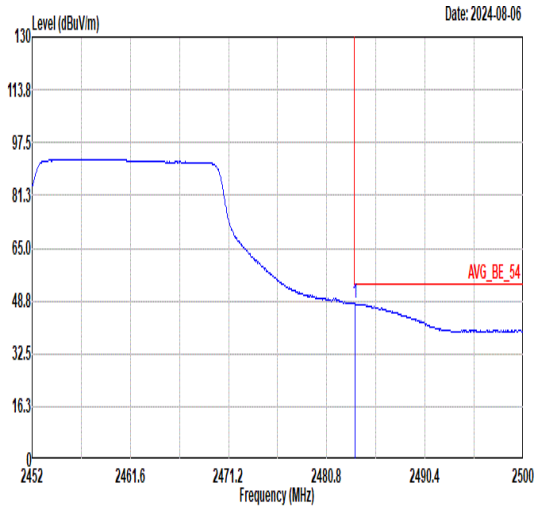 Freq Level Limit Line Margin Read Level Ant Factor Cable Loss Preamp Factor APos TPos Remark MHz dBuV/m dBuV/m dB dBuV dB/m dB dB cm deg 1 2483.54 47.87 54.00 -6.13 45.61 30.85 4.92 33.51 353 249 AVERAGE	Blank

Mode	88	
	Band Edge	
	2400-2483.5_802.11ax HE20_CH01_Full RU _2412MHz	
ANT	SISO 10	
Pol.	Horizontal	Fundamental
Peak	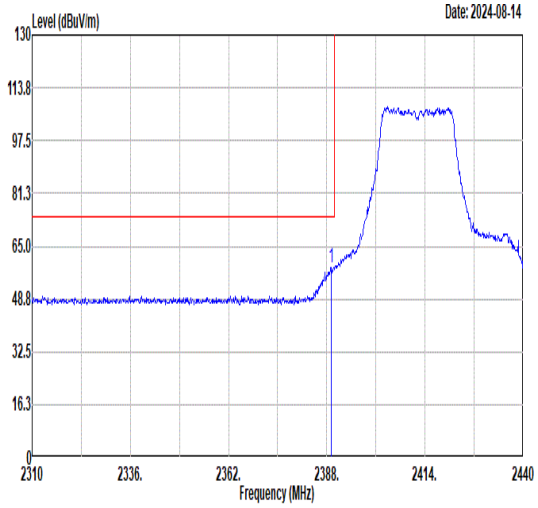 Freq Level Limit Line Margin Read Level Ant Factor Cable Loss Preamp Factor APos TPos Remark MHz dBuV/m dBuV/m dB dBuV dB/m dB dB cm deg 1 2389.17 58.32 74.00 -15.68 56.49 30.61 4.79 33.57 133 324 PEAK	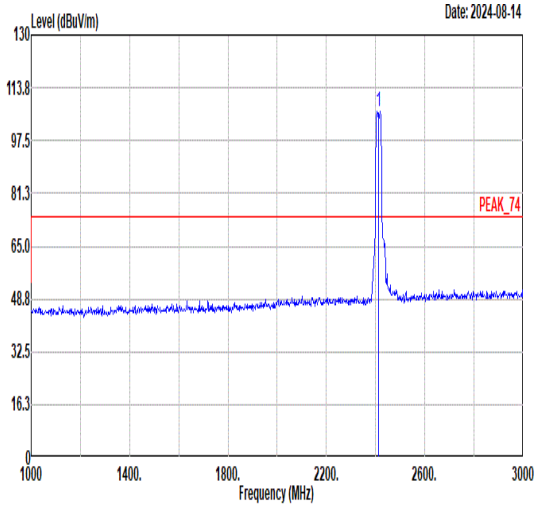 Freq Level Limit Line Margin Read Level Ant Factor Cable Loss Preamp Factor APos TPos Remark MHz dBuV/m dBuV/m dB dBuV dB/m dB dB cm deg 1 2412.00 106.33 ------ ------ 104.40 30.65 4.83 33.55 133 324 PEAK
Avg	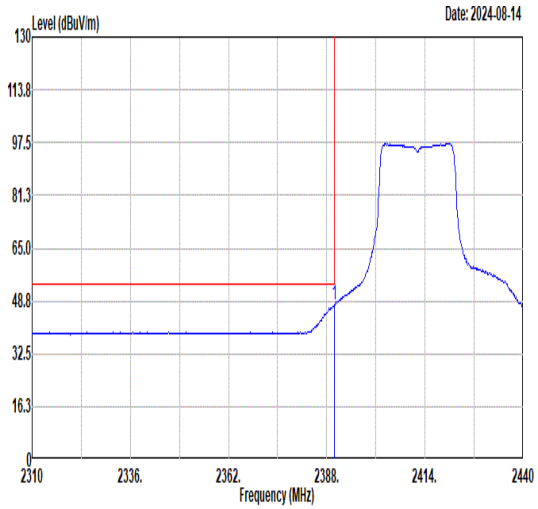 Freq Level Limit Line Margin Read Level Ant Factor Cable Loss Preamp Factor APos TPos Remark MHz dBuV/m dBuV/m dB dBuV dB/m dB dB cm deg 1 2389.95 47.45 54.00 -6.55 45.61 30.61 4.80 33.57 133 324 AVERAGE	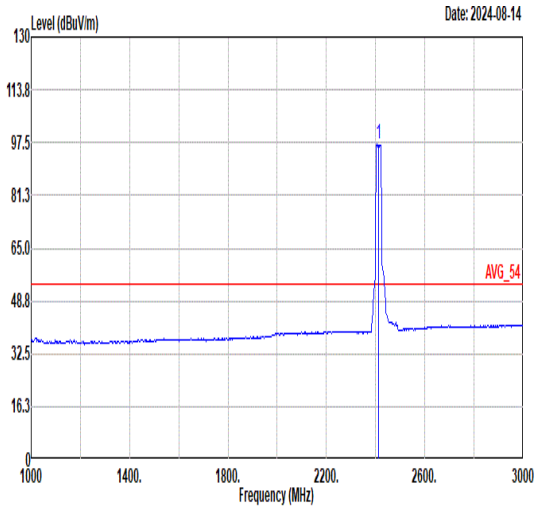 Freq Level Limit Line Margin Read Level Ant Factor Cable Loss Preamp Factor APos TPos Remark MHz dBuV/m dBuV/m dB dBuV dB/m dB dB cm deg 1 2412.00 96.91 ------ ------ 95.04 30.62 4.81 33.56 133 324 AVERAGE

Mode	88	
	Band Edge	
	2400-2483.5_802.11ax HE20_CH01_Full RU _2412MHz	
ANT	SISO 10	
Pol.	Vertical	Fundamental
Peak	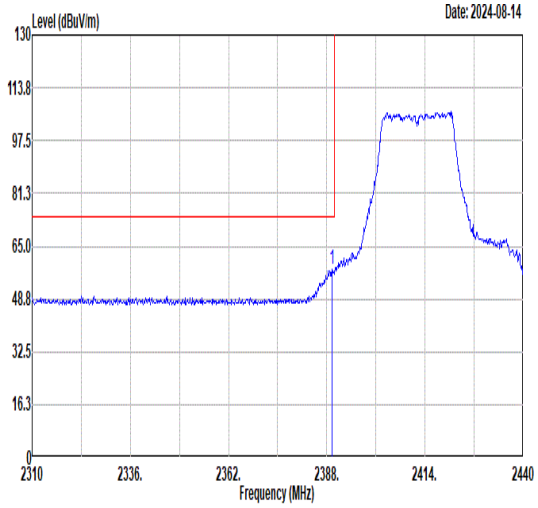 Freq Level Limit Line Margin Read Level Ant Factor Cable Loss Preamp Factor APos TPos Remark MHz dBuV/m dBuV/m dB dBuV dB/m dB dB cm deg 1 2389.30 57.74 74.00 -16.26 55.91 30.61 4.79 33.57 374 258 PEAK	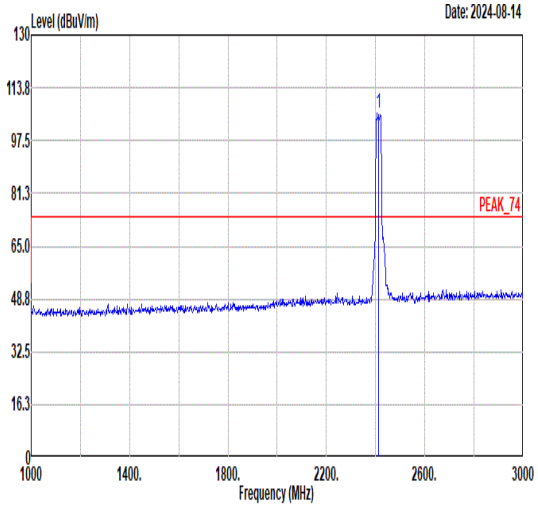 Freq Level Limit Line Margin Read Level Ant Factor Cable Loss Preamp Factor APos TPos Remark MHz dBuV/m dBuV/m dB dBuV dB/m dB dB cm deg 1 2412.00 106.08 ------ ------ 104.21 30.62 4.81 33.56 374 258 PEAK
Avg	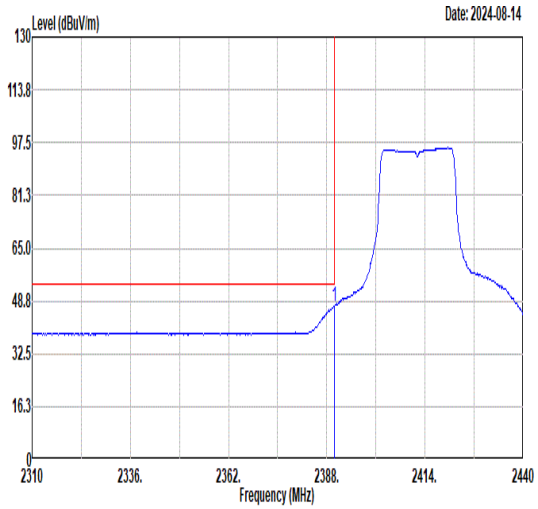 Freq Level Limit Line Margin Read Level Ant Factor Cable Loss Preamp Factor APos TPos Remark MHz dBuV/m dBuV/m dB dBuV dB/m dB dB cm deg 1 2389.95 47.06 54.00 -6.94 45.22 30.61 4.80 33.57 374 258 AVERAGE	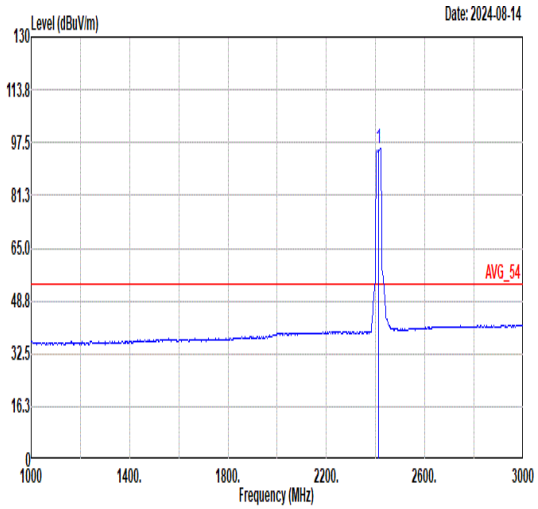 Freq Level Limit Line Margin Read Level Ant Factor Cable Loss Preamp Factor APos TPos Remark MHz dBuV/m dBuV/m dB dBuV dB/m dB dB cm deg 1 2412.00 95.82 ------ ------ 93.89 30.65 4.83 33.55 374 258 AVERAGE

Mode	88	
	Harmonic	
	2400-2483.5_802.11ax HE20_CH01_Full RU _2412MHz	
ANT	SISO 10	
Pol.	Horizontal	Vertical
Peak Avg	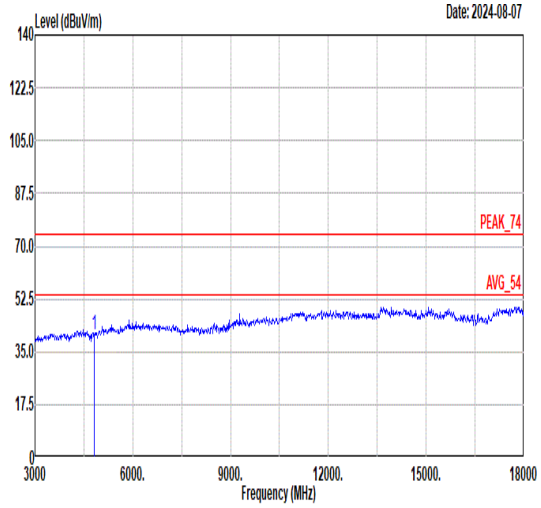 Freq Level Limit Line Margin Read Level Ant Factor Cable Loss Preamp Factor APos TPos Remark MHz dBuV/m dBuV/m dB dBuV dB/m dB dB cm deg 1 4824.00 40.84 74.00 -33.16 64.06 34.26 7.75 65.23 -- -- Peak	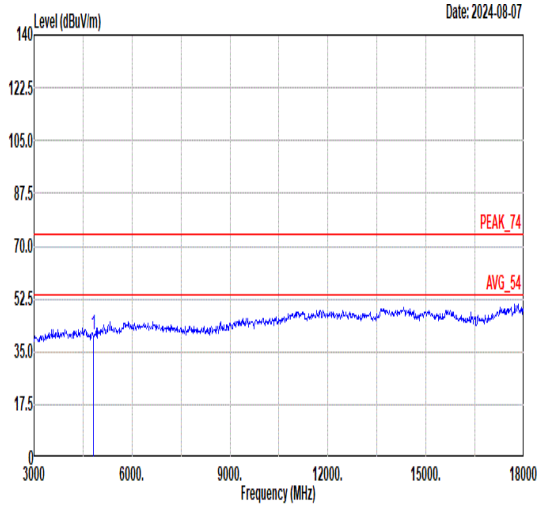 Freq Level Limit Line Margin Read Level Ant Factor Cable Loss Preamp Factor APos TPos Remark MHz dBuV/m dBuV/m dB dBuV dB/m dB dB cm deg 1 4824.00 40.68 74.00 -33.32 63.90 34.26 7.75 65.23 -- -- Peak

Mode	89	
	Harmonic	
	2400-2483.5_802.11ax HE20_CH06_Full RU _2437MHz	
ANT	SISO 10	
Pol.	Horizontal	Vertical
Peak Avg	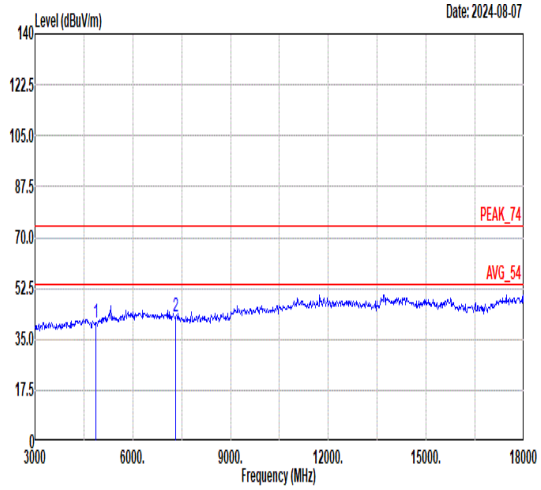 Freq Level Limit Line Margin Read Level Ant Factor Cable Loss Preamp Factor APos TPos Remark MHz dBuV/m dBuV/m dB dBuV dB/m dB dB cm deg 1 4874.00 40.87 74.00 -33.13 64.02 34.33 7.77 65.25 -- -- Peak 2 7311.00 42.76 74.00 -31.24 63.04 35.44 8.93 64.65 -- -- Peak	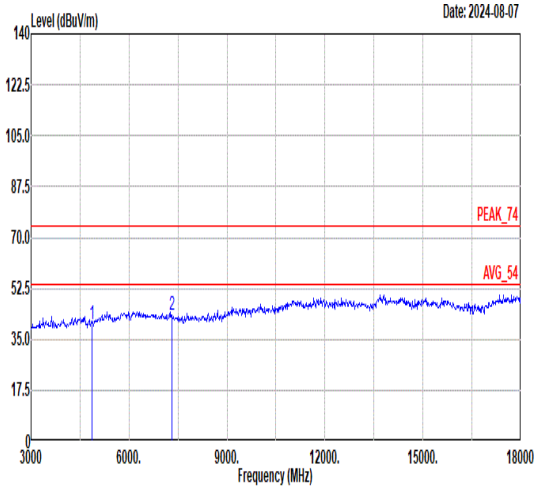 Freq Level Limit Line Margin Read Level Ant Factor Cable Loss Preamp Factor APos TPos Remark MHz dBuV/m dBuV/m dB dBuV dB/m dB dB cm deg 1 4874.00 39.99 74.00 -34.01 63.14 34.33 7.77 65.25 -- -- Peak 2 7311.00 43.46 74.00 -30.54 63.74 35.44 8.93 64.65 -- -- Peak

Mode	90	
	Band Edge	
	2400-2483.5_802.11ax HE20_CH11_Full RU _2462MHz	
ANT	SISO 10	
Pol.	Horizontal	Fundamental
Peak	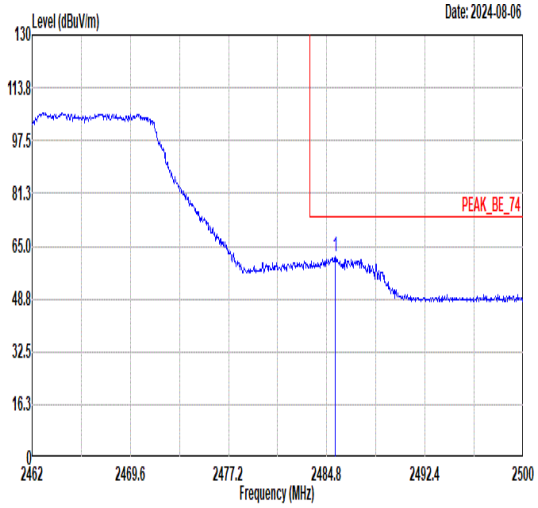 Freq Level Limit Line Margin Read Level Ant Factor Cable Loss Preamp Factor APos TPos Remark MHz dBuV/m dBuV/m dB dBuV dB/m dB dB cm deg 1 2485.45 61.98 74.00 -12.02 59.71 30.86 4.92 33.51 151 327 PEAK	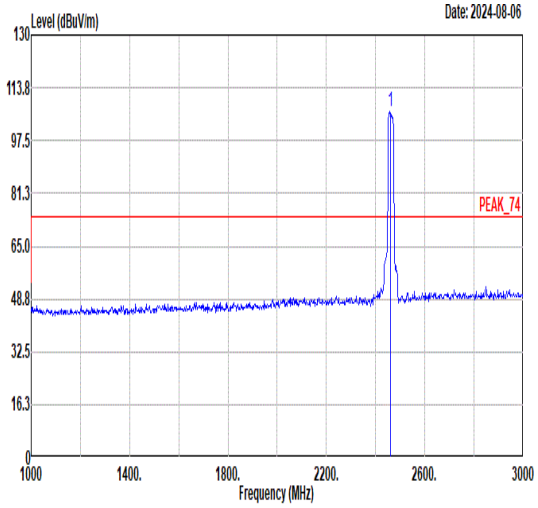 Freq Level Limit Line Margin Read Level Ant Factor Cable Loss Preamp Factor APos TPos Remark MHz dBuV/m dBuV/m dB dBuV dB/m dB dB cm deg 1 2462.00 106.55 ------ ------ 104.45 30.75 4.88 33.53 151 327 PEAK
Avg	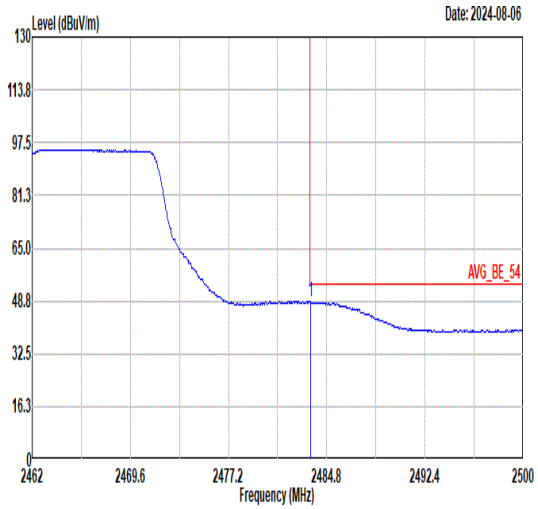 Freq Level Limit Line Margin Read Level Ant Factor Cable Loss Preamp Factor APos TPos Remark MHz dBuV/m dBuV/m dB dBuV dB/m dB dB cm deg 1 2483.55 48.39 54.00 -5.61 46.13 30.85 4.92 33.51 151 327 AVERAGE	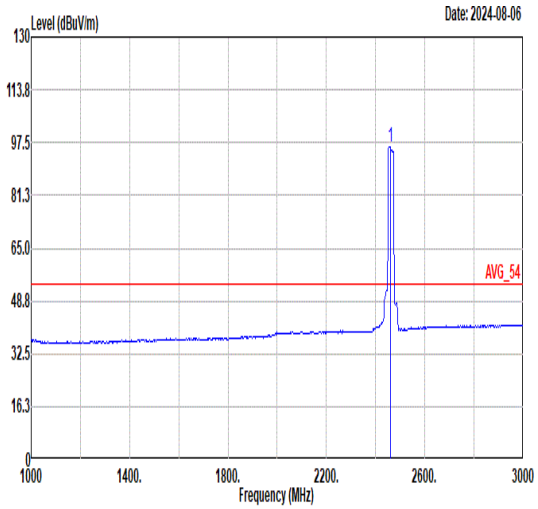 Freq Level Limit Line Margin Read Level Ant Factor Cable Loss Preamp Factor APos TPos Remark MHz dBuV/m dBuV/m dB dBuV dB/m dB dB cm deg 1 2462.00 96.34 ------ ------ 94.25 30.74 4.88 33.53 151 327 AVERAGE

Mode	90	
	Band Edge	
	2400-2483.5_802.11ax HE20_CH11_Full RU _2462MHz	
ANT	SISO 10	
Pol.	Vertical	Fundamental
Peak	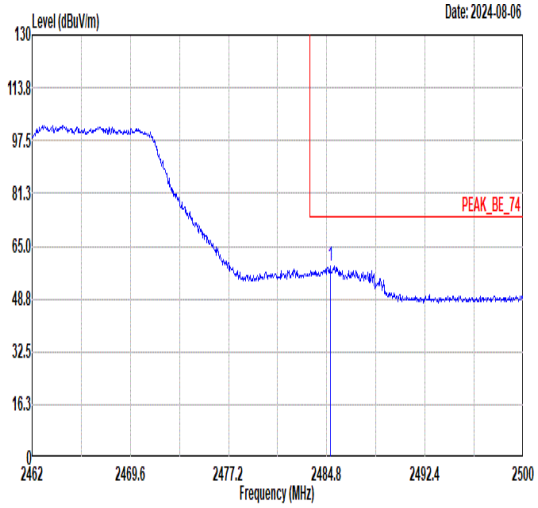 Freq Level Limit Line Margin Read Level Ant Factor Cable Loss Preamp Factor APos TPos Remark MHz dBuV/m dBuV/m dB dBuV dB/m dB dB cm deg 1 2485.07 58.93 74.00 -15.07 56.66 30.86 4.92 33.51 400 224 PEAK	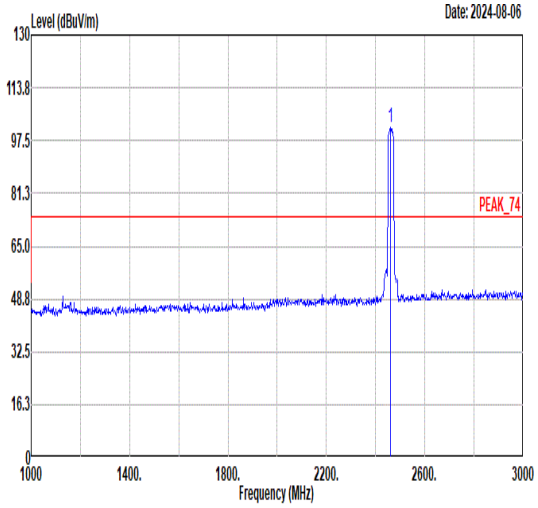 Freq Level Limit Line Margin Read Level Ant Factor Cable Loss Preamp Factor APos TPos Remark MHz dBuV/m dBuV/m dB dBuV dB/m dB dB cm deg 1 2462.00 101.52 ------ ------ 99.39 30.77 4.89 33.53 400 224 PEAK
Avg	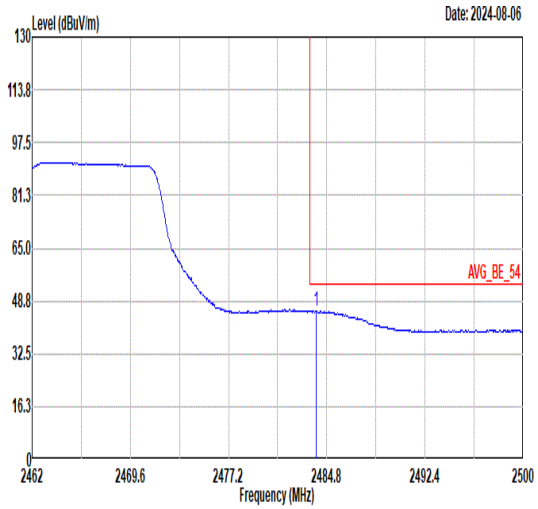 Freq Level Limit Line Margin Read Level Ant Factor Cable Loss Preamp Factor APos TPos Remark MHz dBuV/m dBuV/m dB dBuV dB/m dB dB cm deg 1 2484.00 45.76 54.00 -8.24 43.50 30.85 4.92 33.51 400 224 AVERAGE	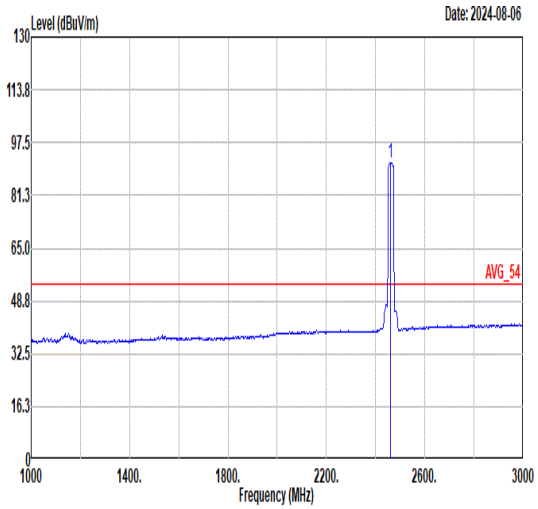 Freq Level Limit Line Margin Read Level Ant Factor Cable Loss Preamp Factor APos TPos Remark MHz dBuV/m dBuV/m dB dBuV dB/m dB dB cm deg 1 2462.00 91.34 ------ ------ 89.24 30.75 4.88 33.53 400 224 AVERAGE

Mode	90	
	Harmonic	
	2400-2483.5_802.11ax HE20_CH11_Full RU _2462MHz	
ANT	SISO 10	
Pol.	Horizontal	Vertical
Peak Avg	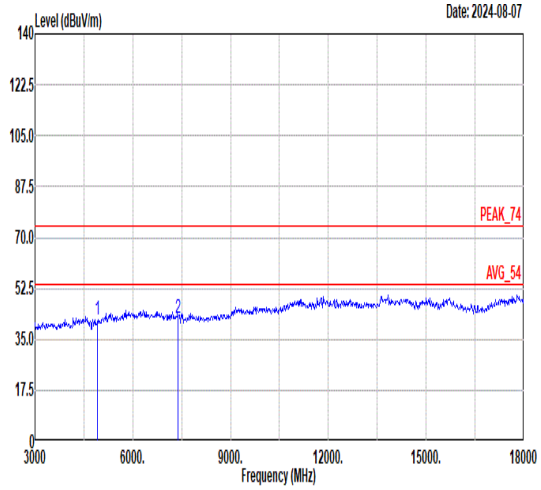 Freq Level Limit Line Margin Read Level Ant Factor Cable Loss Preamp Factor APos TPos Remark MHz dBuV/m dBuV/m dB dBuV dB/m dB dB cm deg 1 4924.00 41.54 74.00 -32.46 64.62 34.40 7.79 65.27 -- -- Peak 2 7386.00 42.29 74.00 -31.71 62.29 35.42 9.17 64.59 -- -- Peak	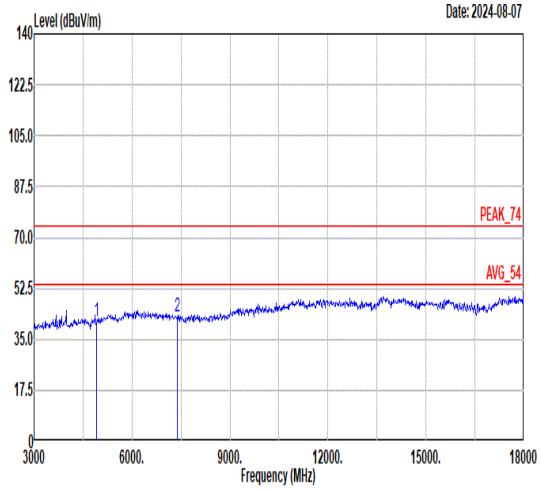 Freq Level Limit Line Margin Read Level Ant Factor Cable Loss Preamp Factor APos TPos Remark MHz dBuV/m dBuV/m dB dBuV dB/m dB dB cm deg 1 4924.00 41.22 74.00 -32.78 64.30 34.40 7.79 65.27 -- -- Peak 2 7386.00 42.87 74.00 -31.13 62.87 35.42 9.17 64.59 -- -- Peak

Mode	91	
	Band Edge - L	
	2400-2483.5_802.11ax HE40_CH03_Full RU _2422MHz	
ANT	SISO 10	
Pol.	Horizontal	Fundamental
Peak	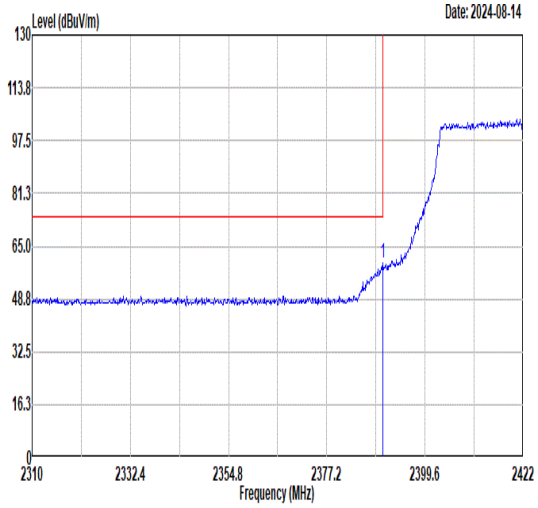 Freq Level Limit Line Margin Read Level Ant Factor Cable Loss Preamp Factor APos TPos Remark MHz dBuV/m dBuV/m dB dBuV dB/m dB dB cm deg 1 2389.97 59.90 74.00 -14.10 58.06 30.61 4.80 33.57 106 322 PEAK	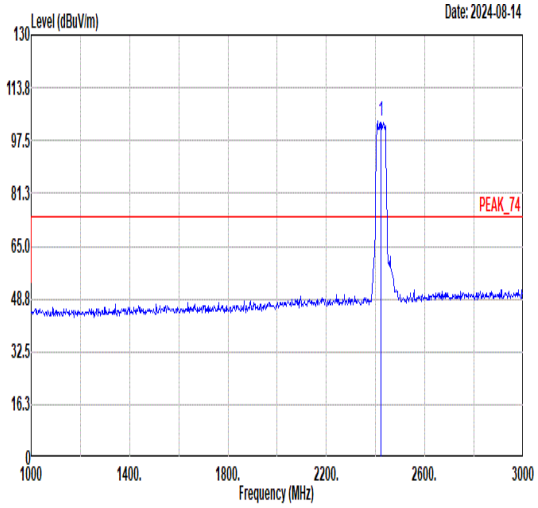 Freq Level Limit Line Margin Read Level Ant Factor Cable Loss Preamp Factor APos TPos Remark MHz dBuV/m dBuV/m dB dBuV dB/m dB dB cm deg 1 2422.00 103.51 ------ ------ 101.62 30.63 4.82 33.56 106 322 PEAK
Avg	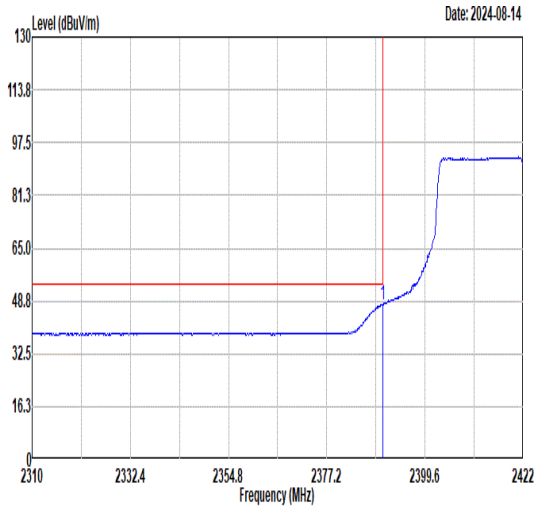 Freq Level Limit Line Margin Read Level Ant Factor Cable Loss Preamp Factor APos TPos Remark MHz dBuV/m dBuV/m dB dBuV dB/m dB dB cm deg 1 2389.97 47.71 54.00 -6.29 45.87 30.61 4.80 33.57 106 322 AVERAGE	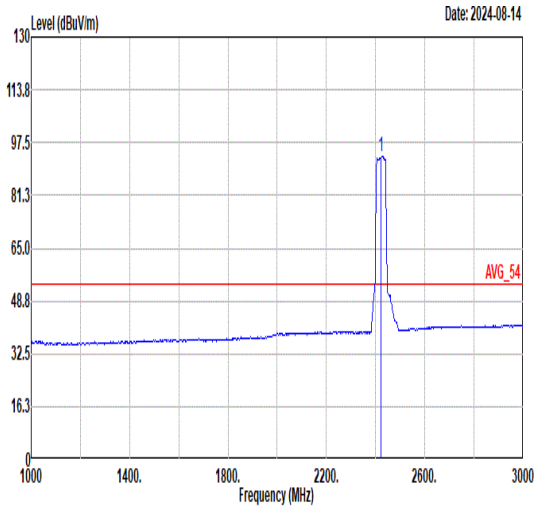 Freq Level Limit Line Margin Read Level Ant Factor Cable Loss Preamp Factor APos TPos Remark MHz dBuV/m dBuV/m dB dBuV dB/m dB dB cm deg 1 2422.00 93.26 ------ ------ 91.31 30.66 4.84 33.55 106 322 AVERAGE

Mode	91	
	Band Edge - R	
	2400-2483.5_802.11ax HE40_CH03_Full RU _2422MHz	
ANT	SISO 10	
Pol.	Horizontal	Fundamental
Peak	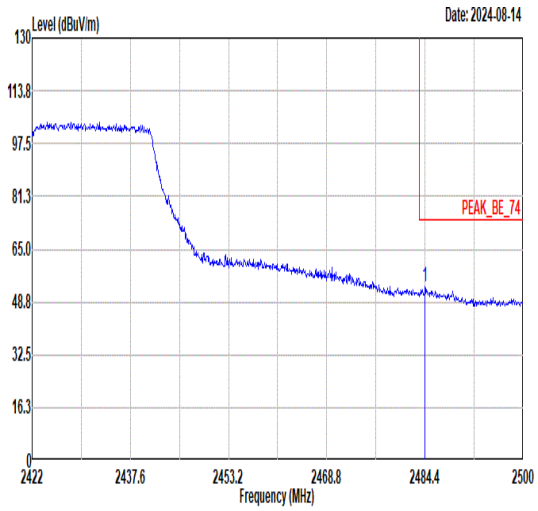 Limit Read Ant Cable Preamp APos TPos Freq Level Line Margin Level Factor Loss Factor Remark MHz dBuV/m dBuV/m dB dBuV dB/m dB dB cm deg 1 2484.40 53.26 74.00 -20.74 51.00 30.85 4.92 33.51 106 322 PEAK	Blank
Avg	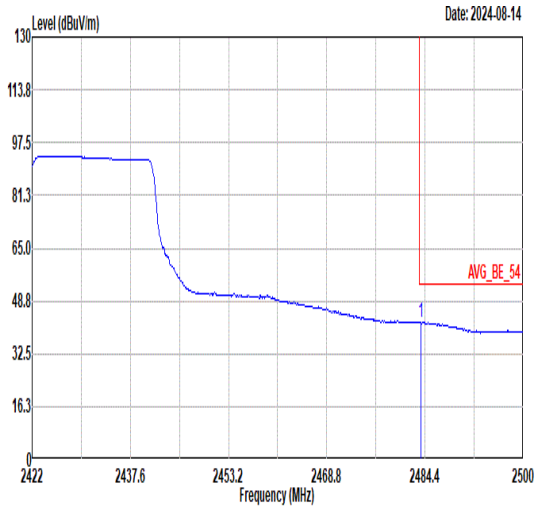 Limit Read Ant Cable Preamp APos TPos Freq Level Line Margin Level Factor Loss Factor Remark MHz dBuV/m dBuV/m dB dBuV dB/m dB dB cm deg 1 2483.70 42.20 54.00 -11.80 39.94 30.85 4.92 33.51 106 322 AVERAGE	Blank

Mode	91	
	Band Edge - L	
	2400-2483.5_802.11ax HE40_CH03_Full RU _2422MHz	
ANT	SISO 10	
Pol.	Vertical	Fundamental
Peak	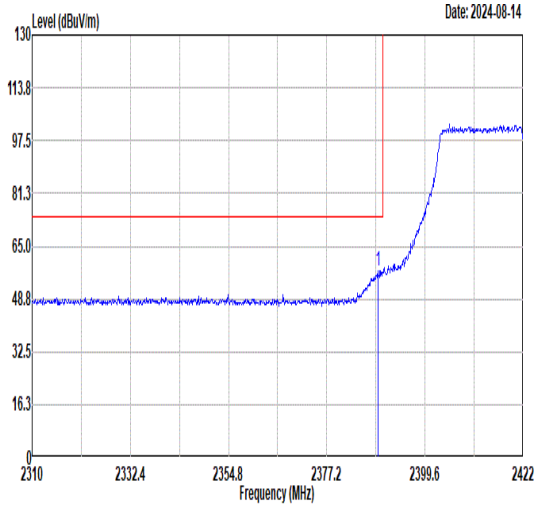 Freq Level Limit Line Margin Read Level Ant Factor Cable Loss Preamp Factor APos TPos Remark MHz dBuV/m dBuV/m dB dBuV dB/m dB dB cm deg 1 2388.85 57.44 74.00 -16.56 55.61 30.61 4.79 33.57 375 259 PEAK	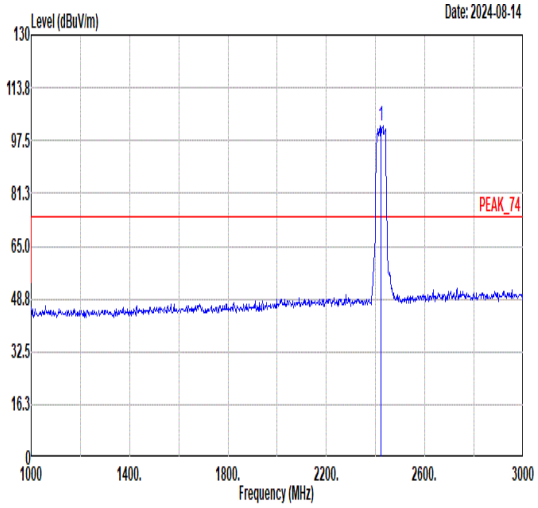 Freq Level Limit Line Margin Read Level Ant Factor Cable Loss Preamp Factor APos TPos Remark MHz dBuV/m dBuV/m dB dBuV dB/m dB dB cm deg 1 2422.00 102.14 ------ ------ 100.16 30.67 4.85 33.54 375 259 PEAK
Avg	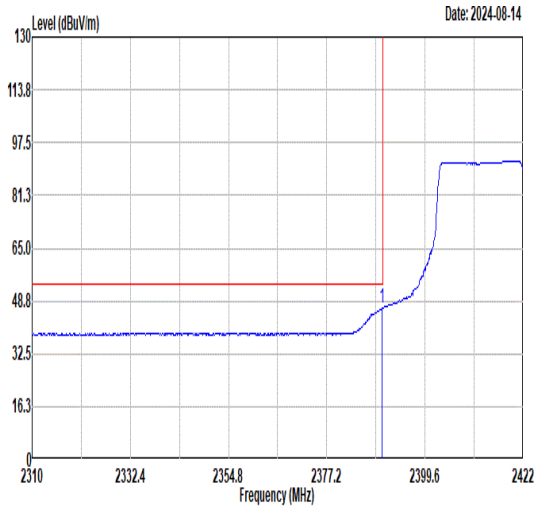 Freq Level Limit Line Margin Read Level Ant Factor Cable Loss Preamp Factor APos TPos Remark MHz dBuV/m dBuV/m dB dBuV dB/m dB dB cm deg 1 2389.74 46.65 54.00 -7.35 44.81 30.61 4.80 33.57 375 259 AVERAGE	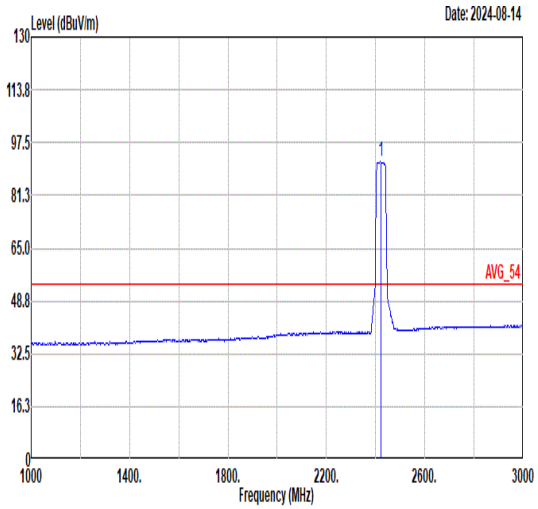 Freq Level Limit Line Margin Read Level Ant Factor Cable Loss Preamp Factor APos TPos Remark MHz dBuV/m dBuV/m dB dBuV dB/m dB dB cm deg 1 2422.00 91.67 ------ ------ 89.74 30.65 4.83 33.55 375 259 AVERAGE

Mode	91	
	Band Edge - R	
	2400-2483.5_802.11ax HE40_CH03_Full RU _2422MHz	
ANT	SISO 10	
Pol.	Vertical	Fundamental
Peak	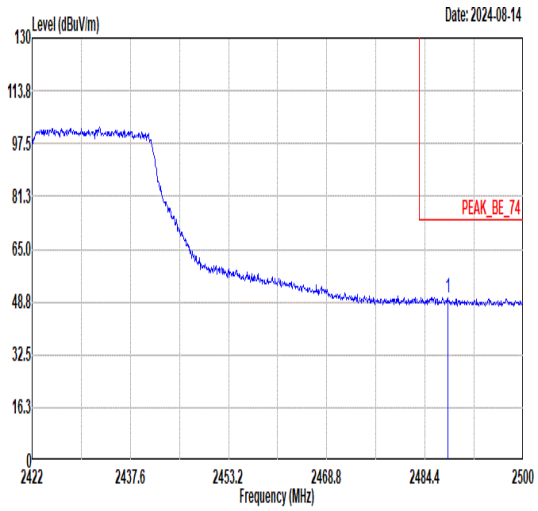 Limit Read Ant Cable Preamp APos TPos Freq Level Line Margin Level Factor Loss Factor Remark MHz dBuV/m dBuV/m dB dBuV dB/m dB dB cm deg 1 2487.99 50.26 74.00 -23.74 47.97 30.87 4.93 33.51 375 259 PEAK	Blank
Avg	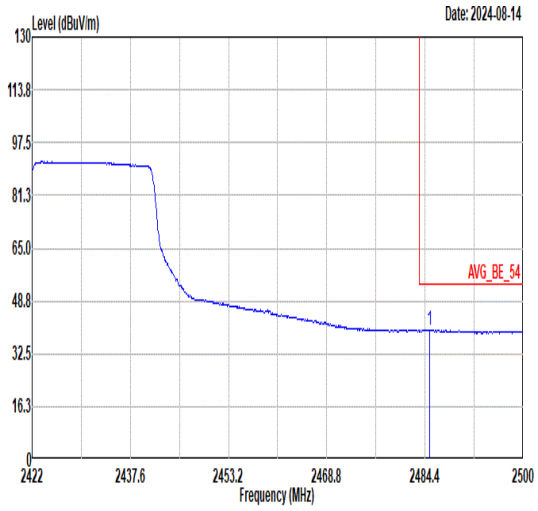 Limit Read Ant Cable Preamp APos TPos Freq Level Line Margin Level Factor Loss Factor Remark MHz dBuV/m dBuV/m dB dBuV dB/m dB dB cm deg 1 2485.18 39.80 54.00 -14.20 37.53 30.86 4.92 33.51 375 259 AVERAGE	Blank

Mode	92	
	Band Edge - L	
	2400-2483.5_802.11ax HE40_CH09_Full RU _2452MHz	
ANT	SISO 10	
Pol.	Horizontal	Fundamental
Peak	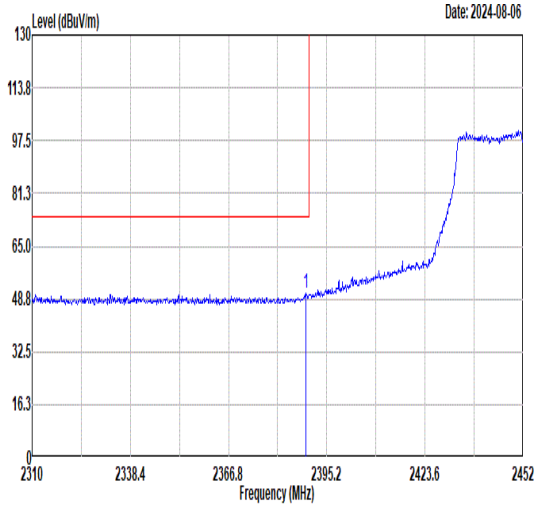 Freq Level Limit Line Margin Read Level Ant Factor Cable Loss Preamp Factor APos TPos Remark MHz dBuV/m dBuV/m dB dBuV dB/m dB dB cm deg 1 2389.24 50.31 74.00 -23.69 48.48 30.61 4.79 33.57 100 285 PEAK	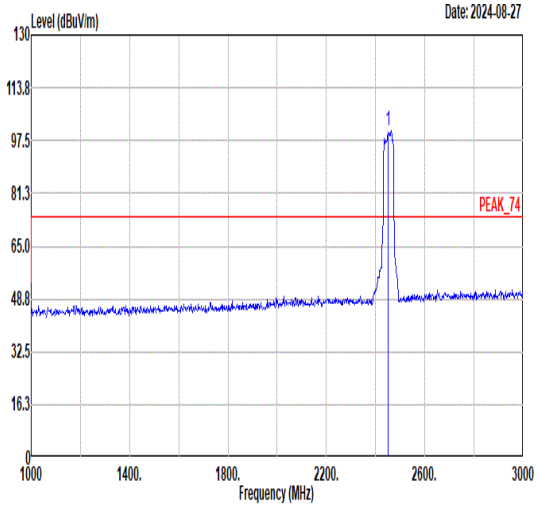 Freq Level Limit Line Margin Read Level Ant Factor Cable Loss Preamp Factor APos TPos Remark MHz dBuV/m dBuV/m dB dBuV dB/m dB dB cm deg 1 2452.00 100.42 ------ ------ 98.28 30.77 4.89 33.52 100 285 PEAK
Avg	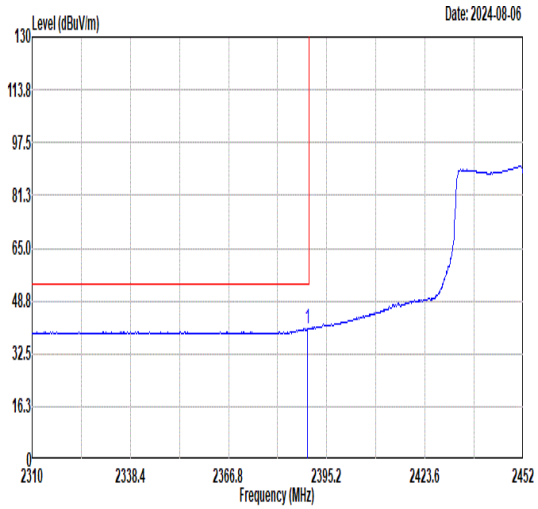 Freq Level Limit Line Margin Read Level Ant Factor Cable Loss Preamp Factor APos TPos Remark MHz dBuV/m dBuV/m dB dBuV dB/m dB dB cm deg 1 2389.66 40.13 54.00 -13.87 38.29 30.61 4.80 33.57 100 285 AVERAGE	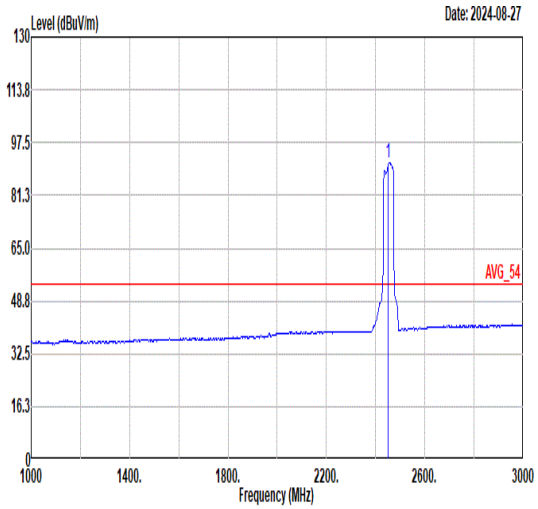 Freq Level Limit Line Margin Read Level Ant Factor Cable Loss Preamp Factor APos TPos Remark MHz dBuV/m dBuV/m dB dBuV dB/m dB dB cm deg 1 2452.00 91.26 ------ ------ 89.17 30.74 4.88 33.53 100 285 AVERAGE

Mode	92	
	Band Edge - R	
	2400-2483.5_802.11ax HE40_CH09_Full RU _2452MHz	
ANT	SISO 10	
Pol.	Horizontal	Fundamental
Peak	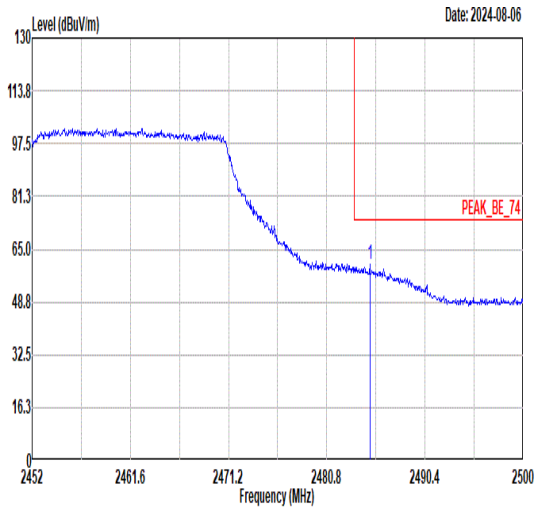 Freq Level Limit Line Margin Read Level Ant Factor Cable Loss Preamp Factor APos TPos Remark MHz dBuV/m dBuV/m dB dBuV dB/m dB dB cm deg 1 2485.02 60.10 74.00 -13.90 57.83 30.86 4.92 33.51 100 285 PEAK	Blank
Avg	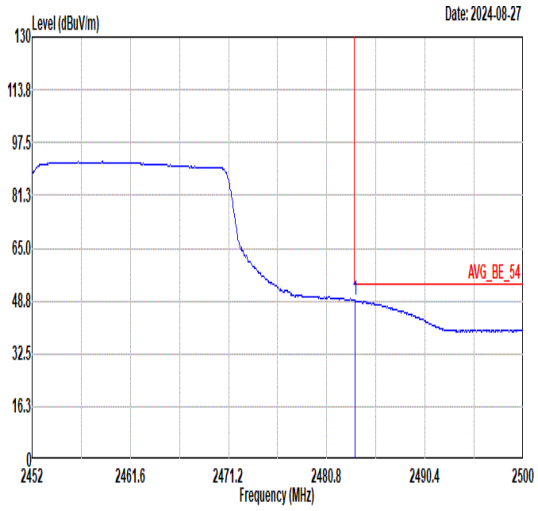 Freq Level Limit Line Margin Read Level Ant Factor Cable Loss Preamp Factor APos TPos Remark MHz dBuV/m dBuV/m dB dBuV dB/m dB dB cm deg 1 2483.54 48.88 54.00 -5.12 46.62 30.85 4.92 33.51 100 285 AVERAGE	Blank

Mode	92	
	Band Edge - L	
	2400-2483.5_802.11ax HE40_CH09_Full RU _2452MHz	
ANT	SISO 10	
Pol.	Vertical	Fundamental
Peak	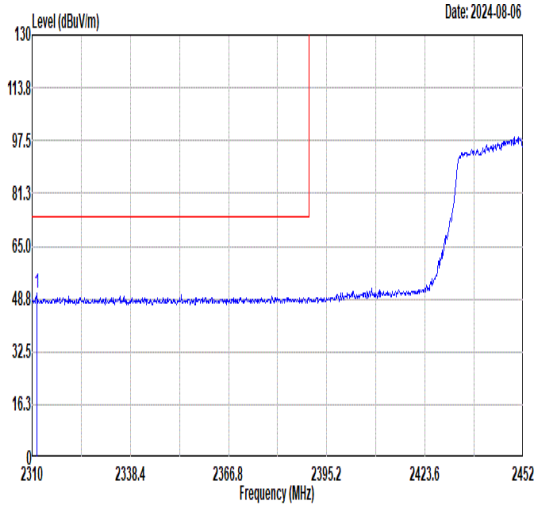 Freq Level Limit Line Margin Read Level Ant Factor Cable Loss Preamp Factor APos TPos Remark MHz dBuV/m dBuV/m dB dBuV dB/m dB dB cm deg 1 2311.28 50.38 74.00 -23.62 48.52 30.76 4.71 33.61 400 268 PEAK	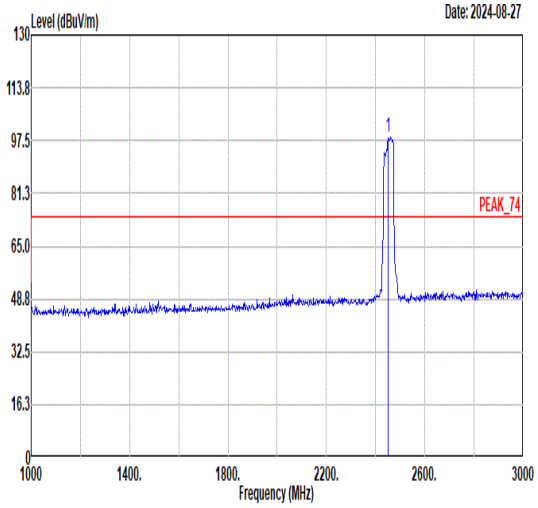 Freq Level Limit Line Margin Read Level Ant Factor Cable Loss Preamp Factor APos TPos Remark MHz dBuV/m dBuV/m dB dBuV dB/m dB dB cm deg 1 2452.00 98.38 ------ ------ 96.25 30.77 4.89 33.53 400 268 PEAK
Avg	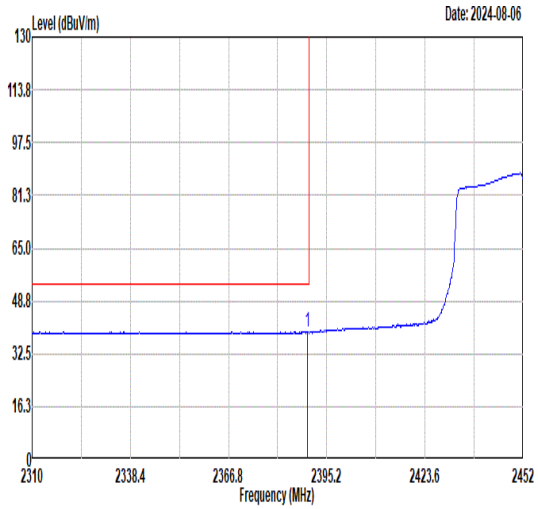 Freq Level Limit Line Margin Read Level Ant Factor Cable Loss Preamp Factor APos TPos Remark MHz dBuV/m dBuV/m dB dBuV dB/m dB dB cm deg 1 2389.66 39.34 54.00 -14.66 37.50 30.61 4.80 33.57 400 268 AVERAGE	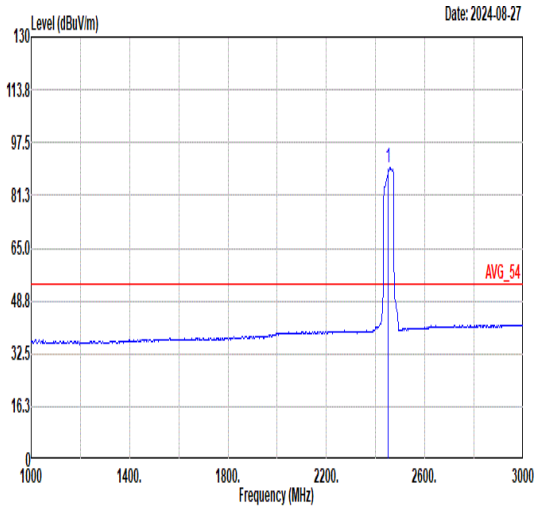 Freq Level Limit Line Margin Read Level Ant Factor Cable Loss Preamp Factor APos TPos Remark MHz dBuV/m dBuV/m dB dBuV dB/m dB dB cm deg 1 2452.00 89.73 ------ ------ 87.63 30.75 4.88 33.53 400 268 AVERAGE

Mode	92	
	Band Edge - R	
	2400-2483.5_802.11ax HE40_CH09_Full RU _2452MHz	
ANT	SISO 10	
Pol.	Vertical	Fundamental
Peak	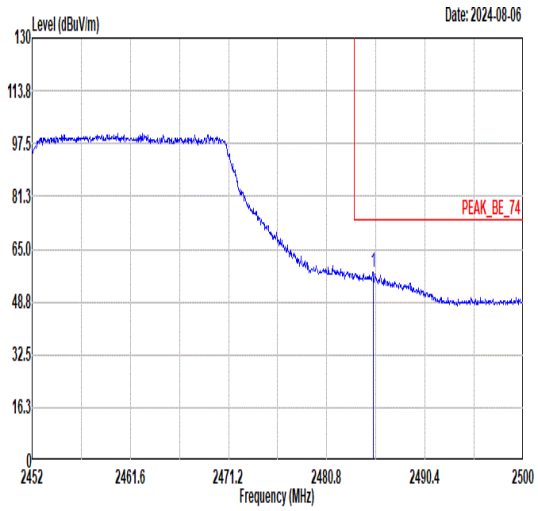 Freq Level Limit Line Margin Read Level Ant Factor Cable Loss Preamp Factor APos TPos Remark MHz dBuV/m dBuV/m dB dBuV dB/m dB dB cm deg 1 2485.31 58.11 74.00 -15.89 55.84 30.86 4.92 33.51 400 268 PEAK	Blank
Avg	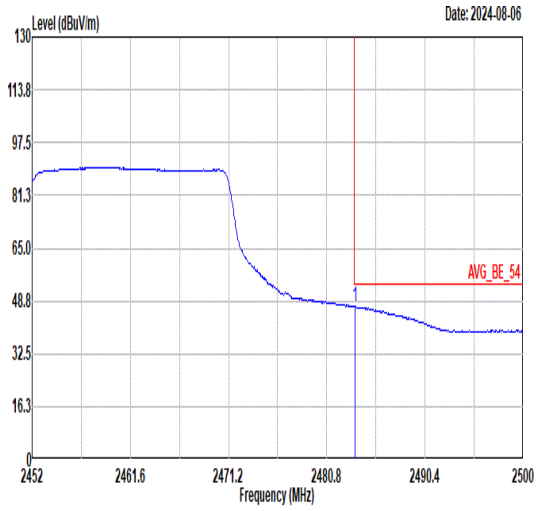 Freq Level Limit Line Margin Read Level Ant Factor Cable Loss Preamp Factor APos TPos Remark MHz dBuV/m dBuV/m dB dBuV dB/m dB dB cm deg 1 2483.54 47.15 54.00 -6.85 44.89 30.85 4.92 33.51 400 268 AVERAGE	Blank

Mode	93	
	Band Edge	
	Co-location	
ANT	1	
Pol.	Horizontal	Fundamental
Peak	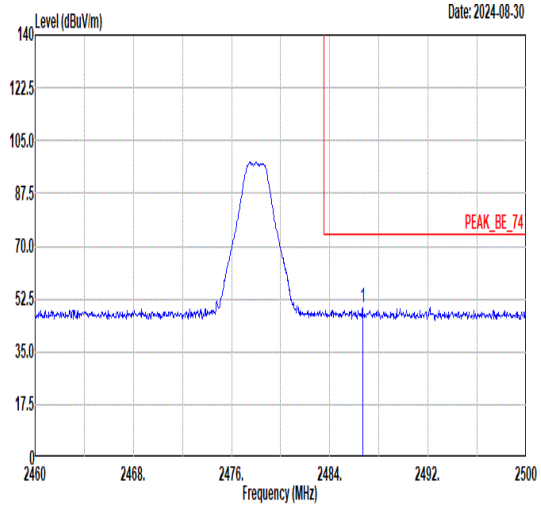 Freq Level Limit Line Margin Read Level Ant Factor Cable Loss Preamp Factor APos TPos Remark MHz dBuV/m dBuV/m dB dBuV dB/m dB dB cm deg 1 2486.68 49.46 74.00 -24.54 47.19 30.86 4.92 33.51 349 86 Peak	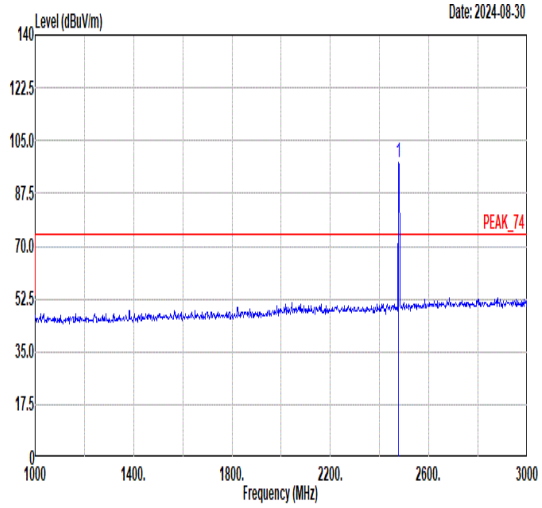 Freq Level Limit Line Margin Read Level Ant Factor Cable Loss Preamp Factor APos TPos Remark MHz dBuV/m dBuV/m dB dBuV dB/m dB dB cm deg 1 2478.00 97.87 ------ ------ 95.65 30.83 4.91 33.52 349 86 Peak
Avg	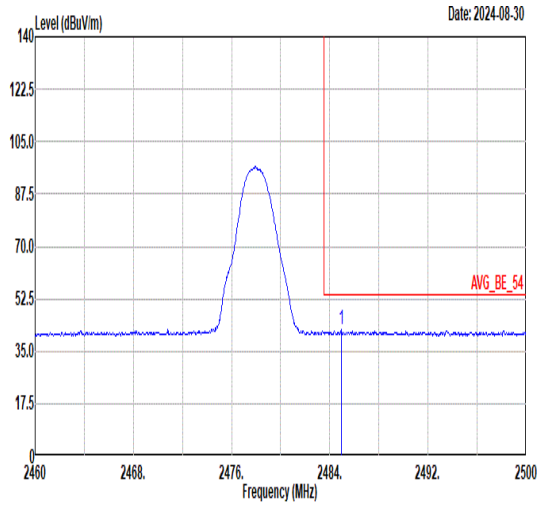 Freq Level Limit Line Margin Read Level Ant Factor Cable Loss Preamp Factor APos TPos Remark MHz dBuV/m dBuV/m dB dBuV dB/m dB dB cm deg 1 2484.92 42.15 54.00 -11.85 39.88 30.86 4.92 33.51 349 86 Average	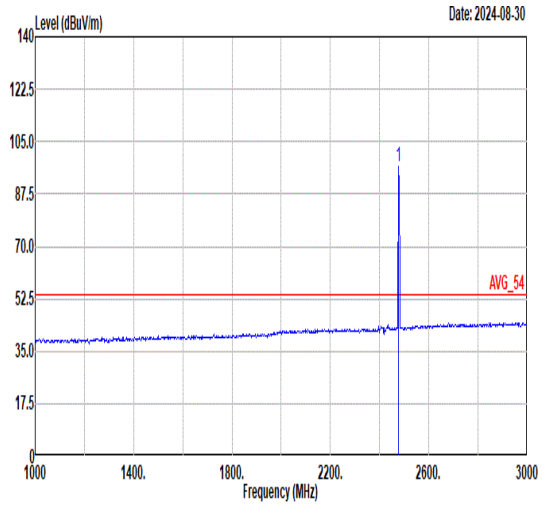 Freq Level Limit Line Margin Read Level Ant Factor Cable Loss Preamp Factor APos TPos Remark MHz dBuV/m dBuV/m dB dBuV dB/m dB dB cm deg 1 2478.00 96.69 ------ ------ 94.47 30.83 4.91 33.52 349 86 Average

Mode	93	
	Band Edge	
	Co-location	
ANT	1	
Pol.	Vertical	Fundamental
Peak	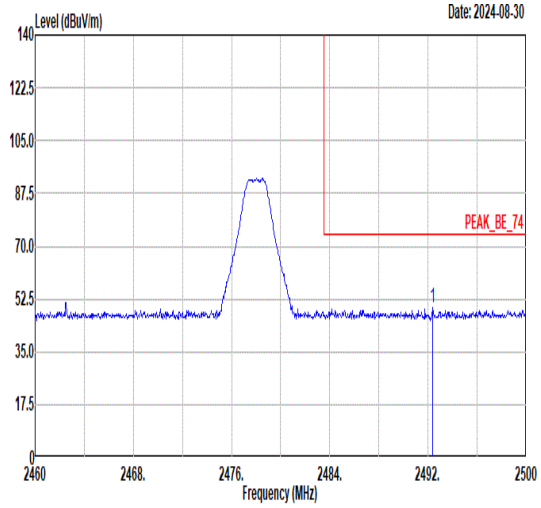 Freq Level Limit Line Margin Read Level Ant Factor Cable Loss Preamp Factor APos TPos Remark MHz dBuV/m dBuV/m dB dBuV dB/m dB dB cm deg 1 2492.40 49.82 74.00 -24.18 47.51 30.89 4.93 33.51 385 289 Peak	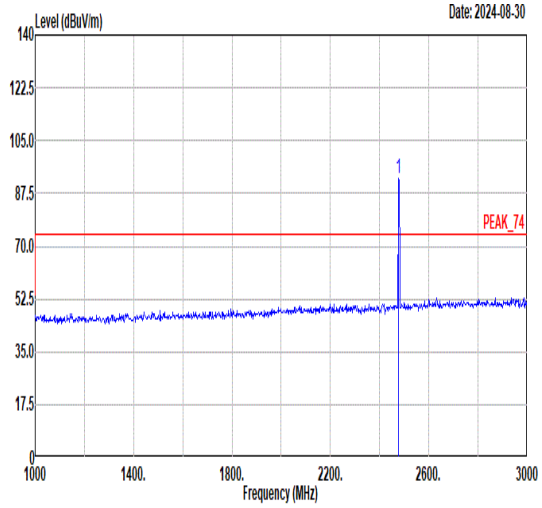 Freq Level Limit Line Margin Read Level Ant Factor Cable Loss Preamp Factor APos TPos Remark MHz dBuV/m dBuV/m dB dBuV dB/m dB dB cm deg 1 2478.00 92.50 ------ ------ 90.28 30.83 4.91 33.52 385 289 Peak
Avg	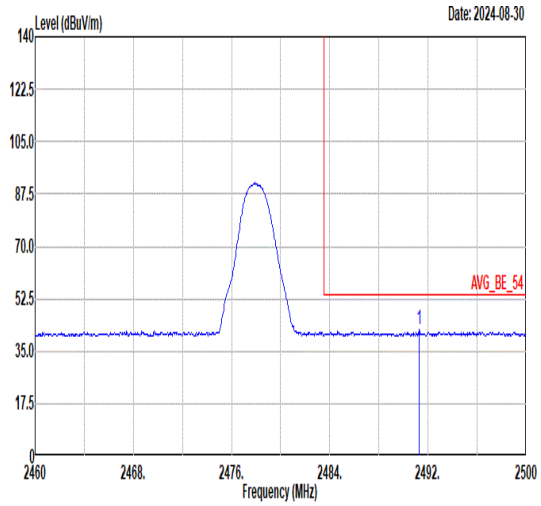 Freq Level Limit Line Margin Read Level Ant Factor Cable Loss Preamp Factor APos TPos Remark MHz dBuV/m dBuV/m dB dBuV dB/m dB dB cm deg 1 2491.28 42.00 54.00 -12.00 39.70 30.88 4.93 33.51 385 289 Average	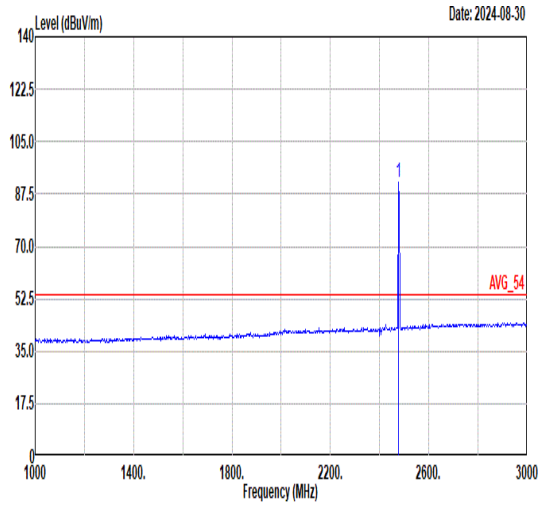 Freq Level Limit Line Margin Read Level Ant Factor Cable Loss Preamp Factor APos TPos Remark MHz dBuV/m dBuV/m dB dBuV dB/m dB dB cm deg 1 2478.00 91.25 ------ ------ 89.03 30.83 4.91 33.52 385 289 Average

Mode	93	
	Harmonic	
	Co-location	
ANT	1	
Pol.	Horizontal	Vertical
Peak Avg	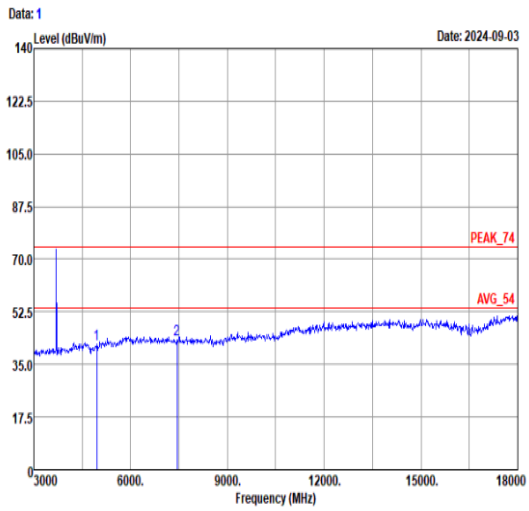 Freq Level Over Limit Limit Line ReadAntenna Level Factor Cable Loss Preamp Factor A/Pos T/Pos Remark MHz dBuV/m dB dBuV/m dBuV dB/m dB dB cm deg 1 4956.00 41.67 -32.33 74.00 64.71 34.45 7.80 65.29 --- --- Peak 2 7434.00 43.45 -30.55 74.00 63.41 35.41 9.19 64.56 --- --- Peak	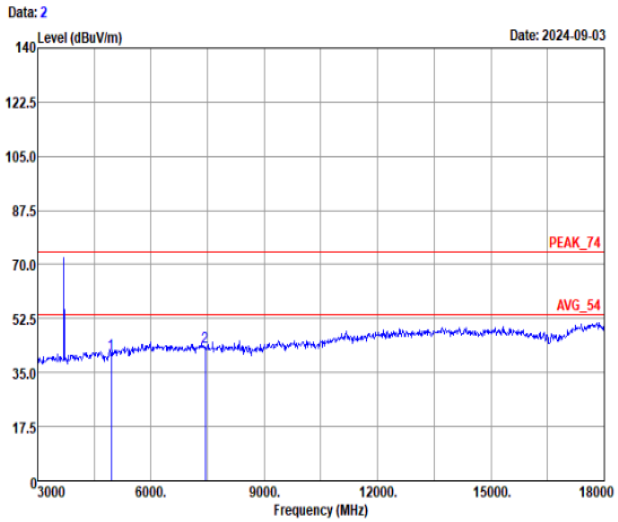 Freq Level Over Limit Limit Line ReadAntenna Level Factor Cable Loss Preamp Factor A/Pos T/Pos Remark MHz dBuV/m dB dBuV/m dBuV dB/m dB dB cm deg 1 4956.00 40.87 -33.13 74.00 63.91 34.45 7.80 65.29 --- --- Peak 2 7434.00 43.43 -30.57 74.00 63.39 35.41 9.19 64.56 --- --- Peak

Mode	94	
	Band Edge	
	Co-location	
ANT	1	
Pol.	Horizontal	Fundamental
Peak	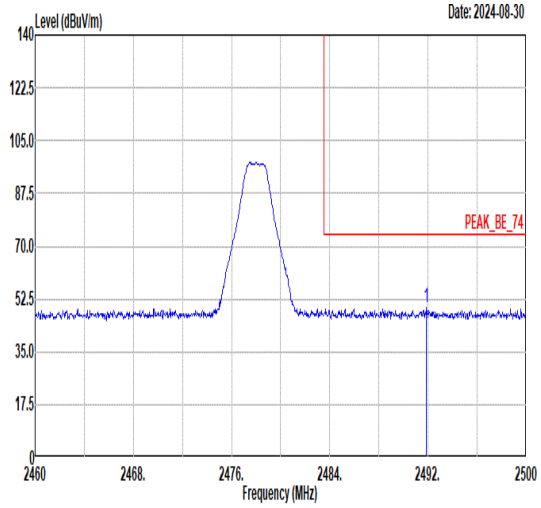 Freq Level Limit Line Margin Read Level Ant Factor Cable Loss Preamp Factor APos TPos Remark MHz dBuV/m dBuV/m dB dBuV dB/m dB dB cm deg 1 2491.88 49.49 74.00 -24.51 47.19 30.88 4.93 33.51 349 86 Peak	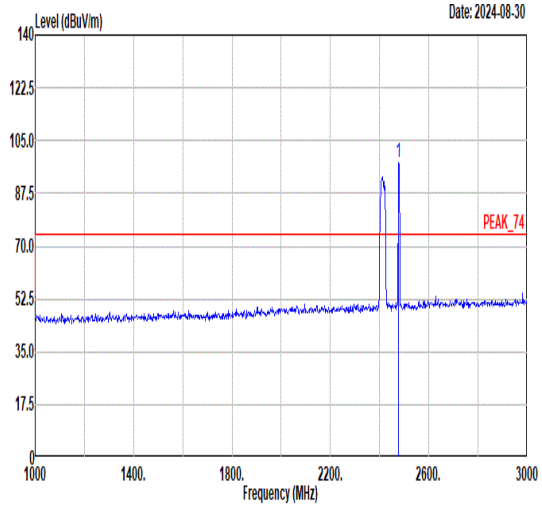 Freq Level Limit Line Margin Read Level Ant Factor Cable Loss Preamp Factor APos TPos Remark MHz dBuV/m dBuV/m dB dBuV dB/m dB dB cm deg 1 2478.00 97.85 ------ ------ 95.63 30.83 4.91 33.52 349 86 Peak
Avg	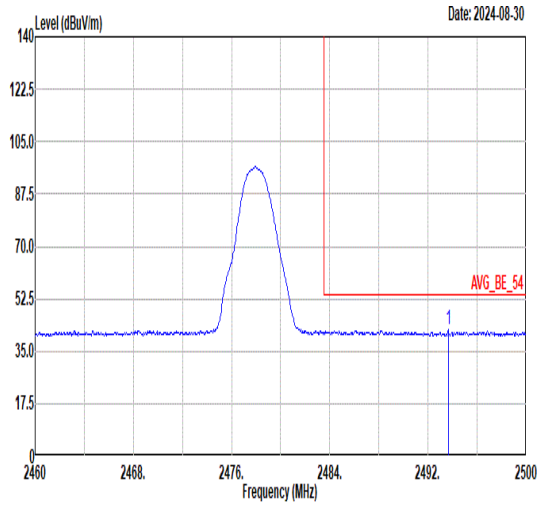 Freq Level Limit Line Margin Read Level Ant Factor Cable Loss Preamp Factor APos TPos Remark MHz dBuV/m dBuV/m dB dBuV dB/m dB dB cm deg 1 2493.64 42.19 54.00 -11.81 39.88 30.89 4.93 33.51 349 86 Average	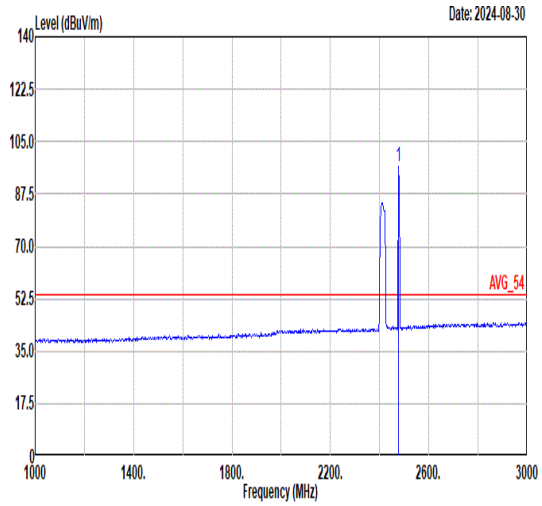 Freq Level Limit Line Margin Read Level Ant Factor Cable Loss Preamp Factor APos TPos Remark MHz dBuV/m dBuV/m dB dBuV dB/m dB dB cm deg 1 2478.00 96.55 ------ ------ 94.33 30.83 4.91 33.52 349 86 Average

Mode	94	
	Band Edge	
	Co-location	
ANT	1	
Pol.	Vertical	Fundamental
Peak	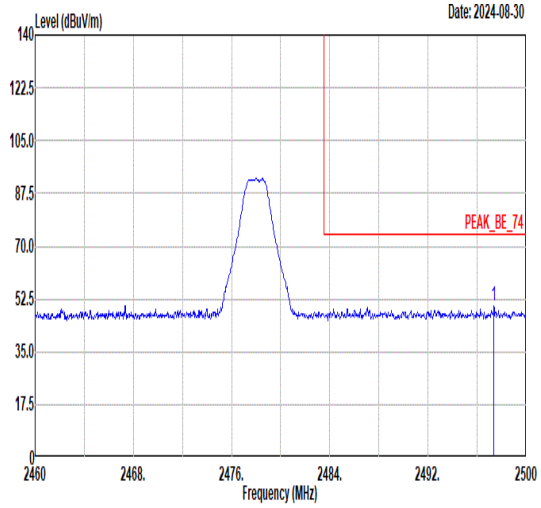 Freq Level Limit Line Margin Read Level Ant Factor Cable Loss Preamp Factor APos TPos Remark MHz dBuV/m dBuV/m dB dBuV dB/m dB dB cm deg 1 2497.36 50.12 74.00 -23.88 47.77 30.91 4.94 33.50 385 289 Peak	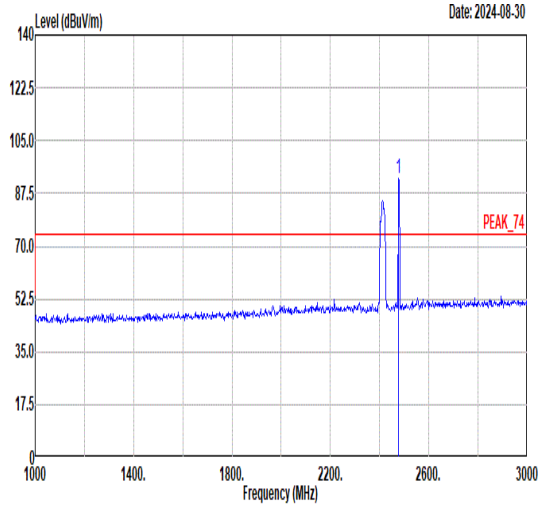 Freq Level Limit Line Margin Read Level Ant Factor Cable Loss Preamp Factor APos TPos Remark MHz dBuV/m dBuV/m dB dBuV dB/m dB dB cm deg 1 2478.00 92.52 ------ ------ 90.30 30.83 4.91 33.52 385 289 Peak
Avg	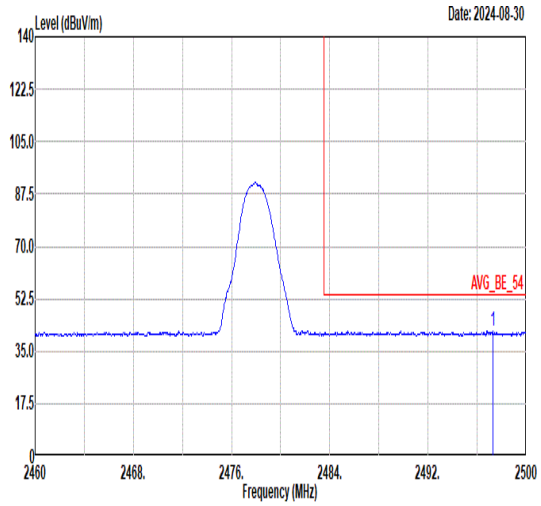 Freq Level Limit Line Margin Read Level Ant Factor Cable Loss Preamp Factor APos TPos Remark MHz dBuV/m dBuV/m dB dBuV dB/m dB dB cm deg 1 2497.28 41.55 54.00 -12.45 39.20 30.91 4.94 33.50 385 289 Average	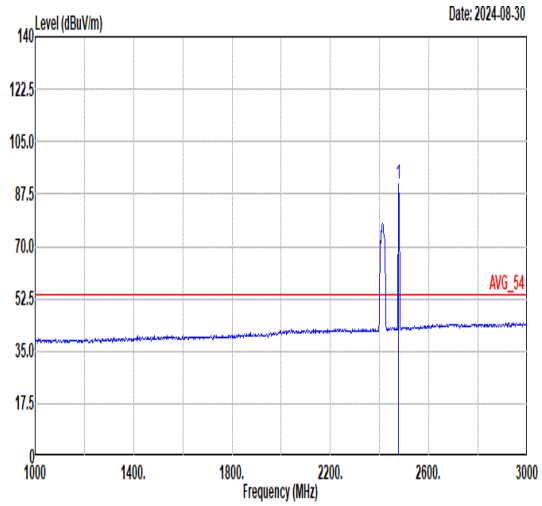 Freq Level Limit Line Margin Read Level Ant Factor Cable Loss Preamp Factor APos TPos Remark MHz dBuV/m dBuV/m dB dBuV dB/m dB dB cm deg 1 2478.00 91.11 ------ ------ 88.89 30.83 4.91 33.52 385 289 Average

Mode	94	
	Band Edge	
	Co-location	
ANT	CDD 13+10	
Pol.	Horizontal	Fundamental
Peak	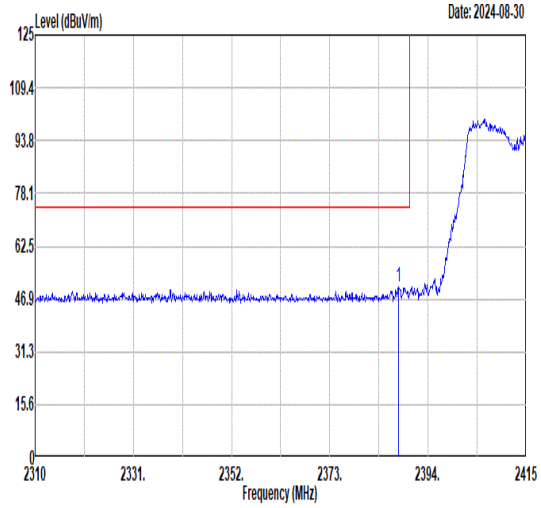 Freq Level Limit Line Margin Read Level Ant Factor Cable Loss Preamp Factor APos TPos Remark MHz dBuV/m dBuV/m dB dBuV dB/m dB dB cm deg 1 2387.70 50.59 74.00 -23.41 48.76 30.61 4.79 33.57 187 28 Peak	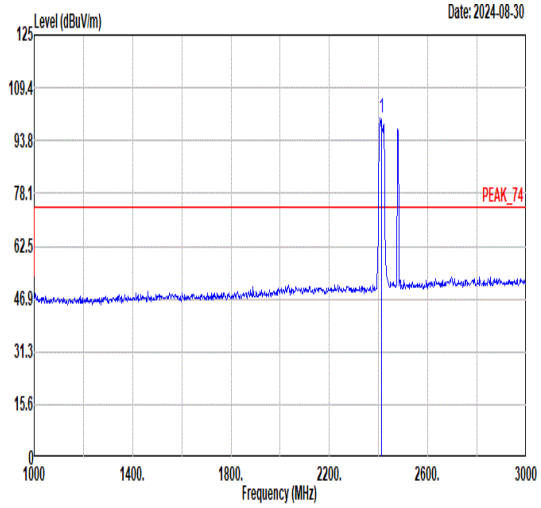 Freq Level Limit Line Margin Read Level Ant Factor Cable Loss Preamp Factor APos TPos Remark MHz dBuV/m dBuV/m dB dBuV dB/m dB dB cm deg 1 2412.00 100.57 74.00 26.57 98.66 30.64 4.82 33.55 187 28 Peak
Avg	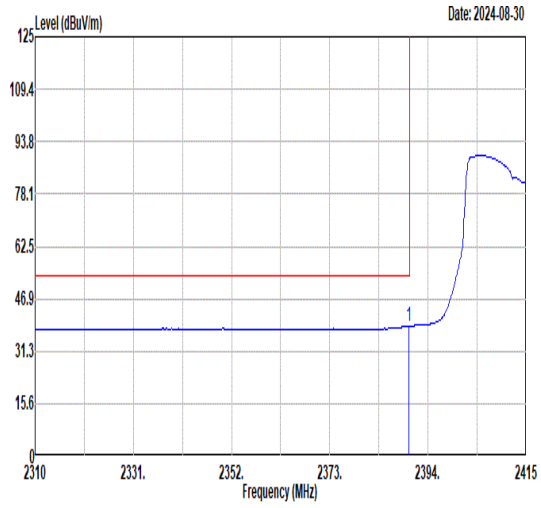 Freq Level Limit Line Margin Read Level Ant Factor Cable Loss Preamp Factor APos TPos Remark MHz dBuV/m dBuV/m dB dBuV dB/m dB dB cm deg 1 2389.91 38.78 54.00 -15.22 36.94 30.61 4.80 33.57 187 28 Average	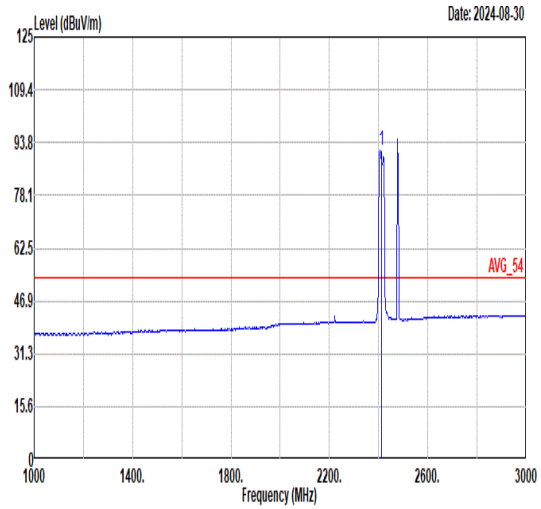 Freq Level Limit Line Margin Read Level Ant Factor Cable Loss Preamp Factor APos TPos Remark MHz dBuV/m dBuV/m dB dBuV dB/m dB dB cm deg 1 2412.00 91.53 54.00 37.53 89.62 30.64 4.82 33.55 187 28 Peak

Mode	94	
	Band Edge	
	Co-location	
ANT	CDD 13+10	
Pol.	Vertical	Fundamental
Peak	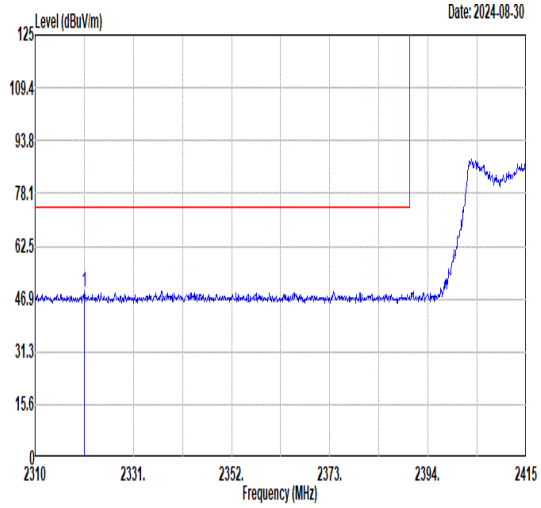 Freq Level Limit Line Margin Read Level Ant Factor Cable Loss Preamp Factor APos TPos Remark MHz dBuV/m dBuV/m dB dBuV dB/m dB dB cm deg 1 2320.50 49.10 74.00 -24.90 47.25 30.74 4.72 33.61 367 321 Peak	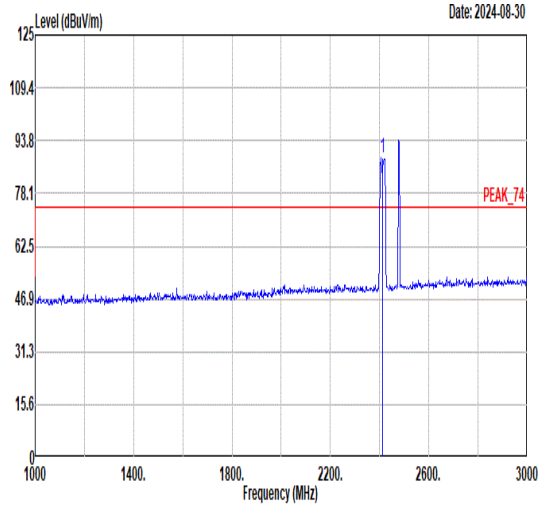 Freq Level Limit Line Margin Read Level Ant Factor Cable Loss Preamp Factor APos TPos Remark MHz dBuV/m dBuV/m dB dBuV dB/m dB dB cm deg 1 2412.00 88.81 74.00 14.81 86.90 30.64 4.82 33.55 367 321 Peak
Avg	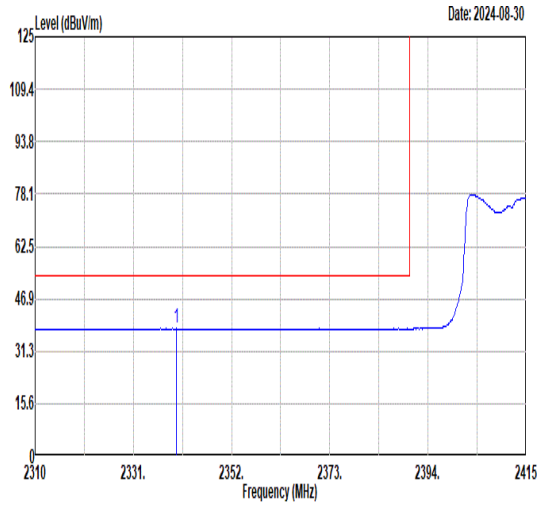 Freq Level Limit Line Margin Read Level Ant Factor Cable Loss Preamp Factor APos TPos Remark MHz dBuV/m dBuV/m dB dBuV dB/m dB dB cm deg 1 2340.24 37.99 54.00 -16.01 36.14 30.71 4.74 33.60 367 321 Average	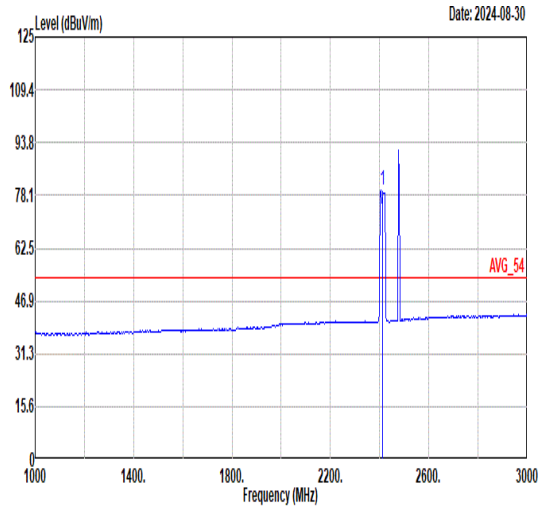 Freq Level Limit Line Margin Read Level Ant Factor Cable Loss Preamp Factor APos TPos Remark MHz dBuV/m dBuV/m dB dBuV dB/m dB dB cm deg 1 2412.00 79.70 54.00 25.70 77.79 30.64 4.82 33.55 367 321 Peak

Mode	94	
	Harmonic	
	Co-location	
ANT	1/CDD 13+10	
Pol.	Horizontal	Vertical
Peak Avg	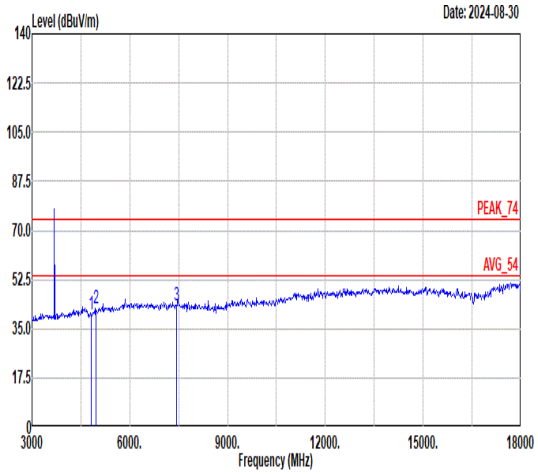 Freq Level Limit Line Margin Read Level Ant Factor Cable Loss Preamp Factor APos TPos Remark MHz dBuV/m dBuV/m dB dBuV dB/m dB dB cm deg 1 4824.00 40.24 74.00 -33.76 63.46 34.26 7.75 65.23 -- -- Peak 2 4956.00 42.26 74.00 -31.74 65.30 34.44 7.80 65.28 -- -- Peak 3 7434.00 43.29 74.00 -30.71 63.24 35.41 9.19 64.55 -- -- Peak	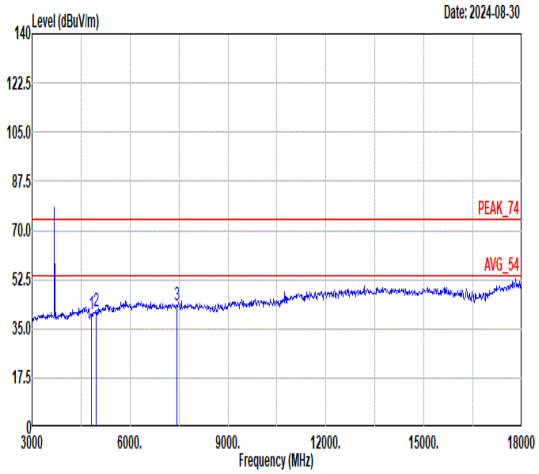 Freq Level Limit Line Margin Read Level Ant Factor Cable Loss Preamp Factor APos TPos Remark MHz dBuV/m dBuV/m dB dBuV dB/m dB dB cm deg 1 4824.00 40.27 74.00 -33.73 63.49 34.26 7.75 65.23 -- -- Peak 2 4956.00 41.01 74.00 -32.99 64.05 34.44 7.80 65.28 -- -- Peak 3 7434.00 43.27 74.00 -30.73 63.22 35.41 9.19 64.55 -- -- Peak

Mode	95	
	Band Edge	
	Co-location	
ANT	1	
Pol.	Horizontal	Fundamental
Peak	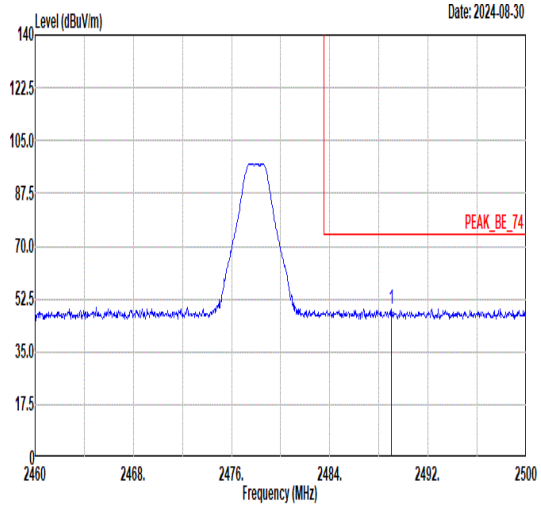 Freq Level Limit Line Margin Read Level Ant Factor Cable Loss Preamp Factor APos TPos Remark MHz dBuV/m dBuV/m dB dBuV dB/m dB dB cm deg 1 2489.00 49.24 74.00 -24.76 46.95 30.87 4.93 33.51 256 78 Peak	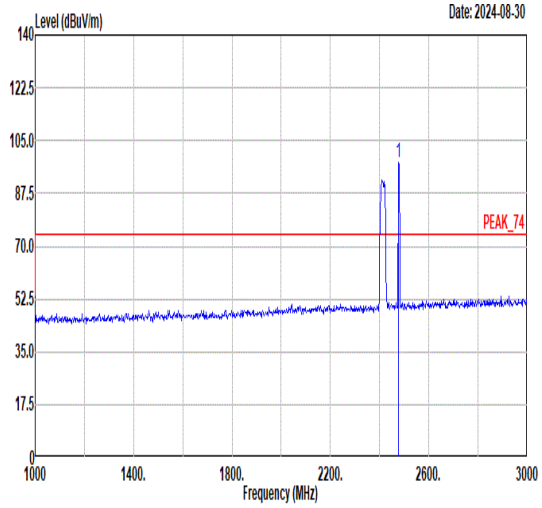 Freq Level Limit Line Margin Read Level Ant Factor Cable Loss Preamp Factor APos TPos Remark MHz dBuV/m dBuV/m dB dBuV dB/m dB dB cm deg 1 2478.00 97.72 ------ ------ 95.50 30.83 4.91 33.52 256 78 Peak
Avg	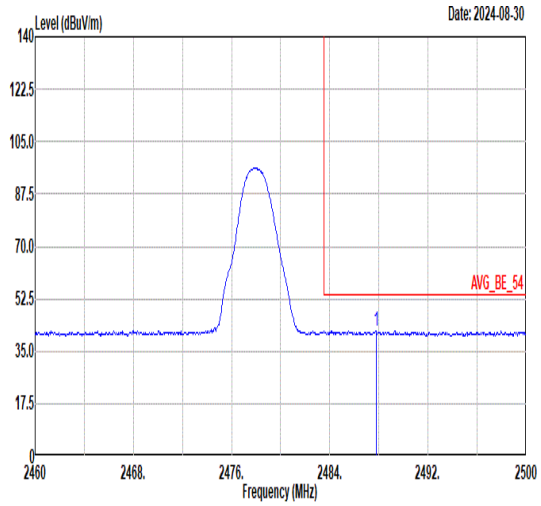 Freq Level Limit Line Margin Read Level Ant Factor Cable Loss Preamp Factor APos TPos Remark MHz dBuV/m dBuV/m dB dBuV dB/m dB dB cm deg 1 2487.76 41.93 54.00 -12.07 39.64 30.87 4.93 33.51 256 78 Average	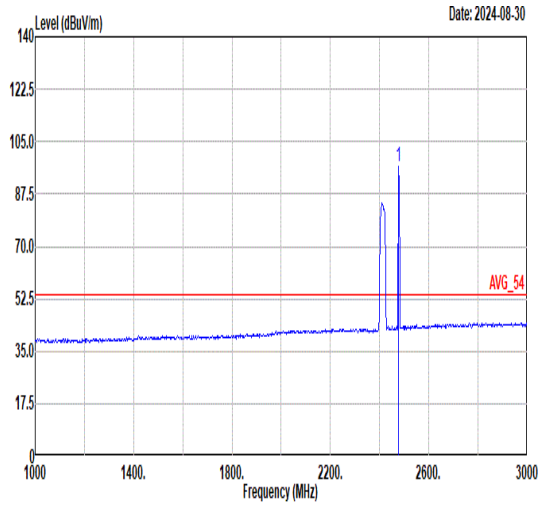 Freq Level Limit Line Margin Read Level Ant Factor Cable Loss Preamp Factor APos TPos Remark MHz dBuV/m dBuV/m dB dBuV dB/m dB dB cm deg 1 2478.00 96.76 ------ ------ 94.54 30.83 4.91 33.52 256 78 Average

Mode	95	
	Band Edge	
	Co-location	
ANT	1	
Pol.	Vertical	Fundamental
Peak	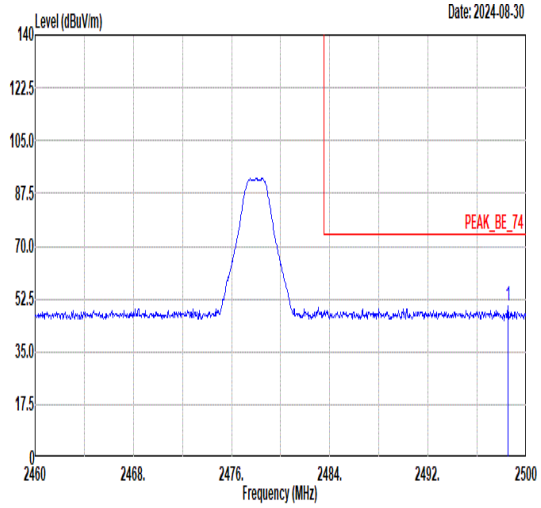 Freq Level Limit Line Margin Read Level Ant Factor Cable Loss Preamp Factor APos TPos Remark MHz dBuV/m dBuV/m dB dBuV dB/m dB dB cm deg 1 2498.52 50.17 74.00 -23.83 47.82 30.91 4.94 33.50 135 23 Peak	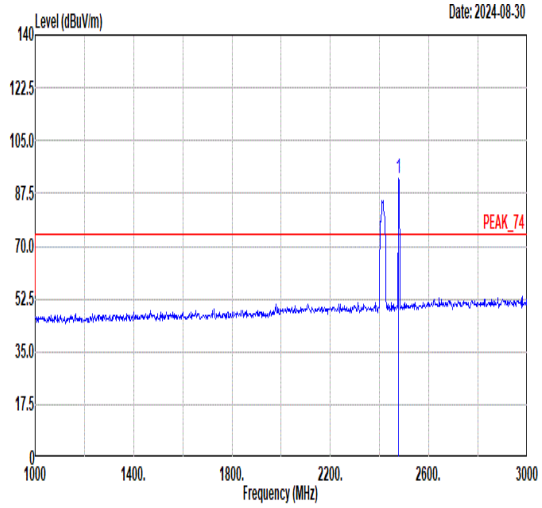 Freq Level Limit Line Margin Read Level Ant Factor Cable Loss Preamp Factor APos TPos Remark MHz dBuV/m dBuV/m dB dBuV dB/m dB dB cm deg 1 2478.00 92.56 ------ ------ 90.34 30.83 4.91 33.52 135 23 Peak
Avg	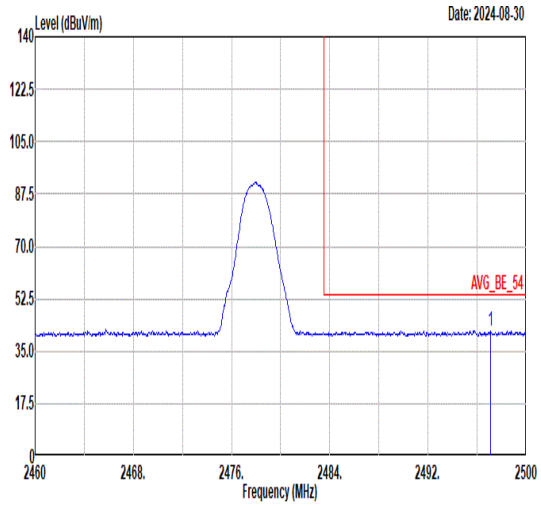 Freq Level Limit Line Margin Read Level Ant Factor Cable Loss Preamp Factor APos TPos Remark MHz dBuV/m dBuV/m dB dBuV dB/m dB dB cm deg 1 2497.08 41.84 54.00 -12.16 39.49 30.91 4.94 33.50 135 23 Average	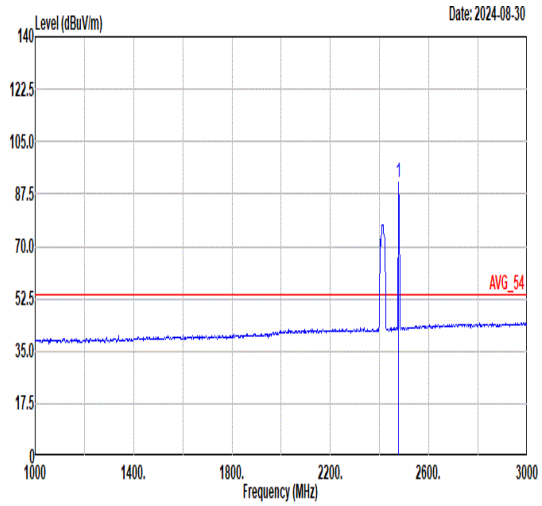 Freq Level Limit Line Margin Read Level Ant Factor Cable Loss Preamp Factor APos TPos Remark MHz dBuV/m dBuV/m dB dBuV dB/m dB dB cm deg 1 2478.00 91.58 ------ ------ 89.36 30.83 4.91 33.52 135 23 Average

Mode	95	
	Band Edge	
	Co-location	
ANT	SISO 10	
Pol.	Horizontal	Fundamental
Peak	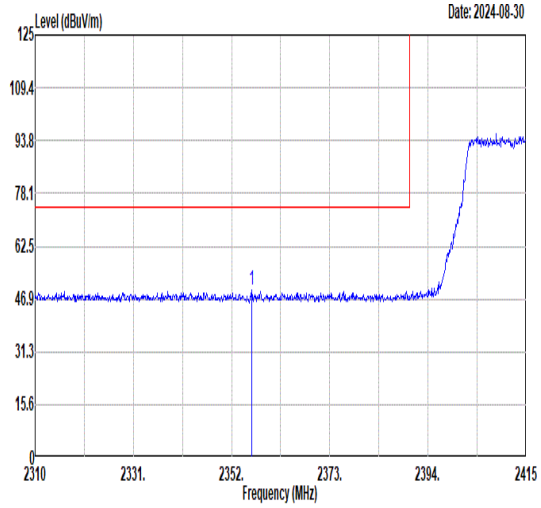 Limit Read Ant Cable Preamp APos TPos Freq Level Line Margin Level Factor Loss Factor Remark MHz dBuV/m dBuV/m dB dBuV dB/m dB dB cm deg 1 2356.31 49.70 74.00 -24.30 47.86 30.67 4.76 33.59 398 259 Peak	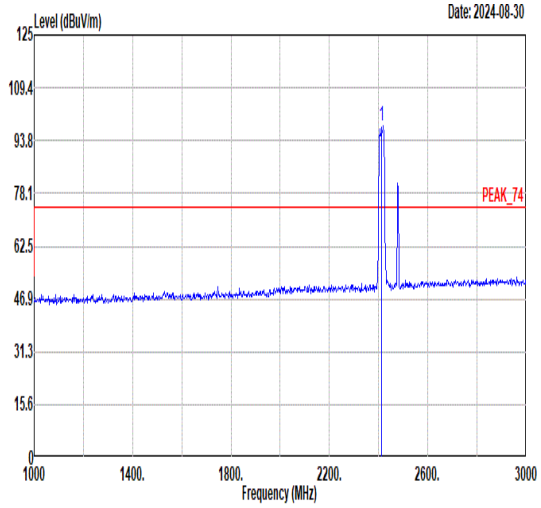 Limit Read Ant Cable Preamp APos TPos Freq Level Line Margin Level Factor Loss Factor Remark MHz dBuV/m dBuV/m dB dBuV dB/m dB dB cm deg 1 2412.00 97.95 74.00 23.95 96.04 30.64 4.82 33.55 398 259 Peak
Avg	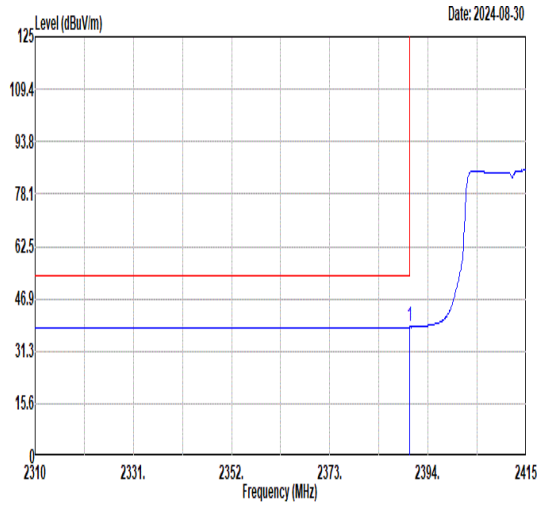 Limit Read Ant Cable Preamp APos TPos Freq Level Line Margin Level Factor Loss Factor Remark MHz dBuV/m dBuV/m dB dBuV dB/m dB dB cm deg 1 2390.00 38.45 54.00 -15.55 36.61 30.61 4.80 33.57 398 259 Average	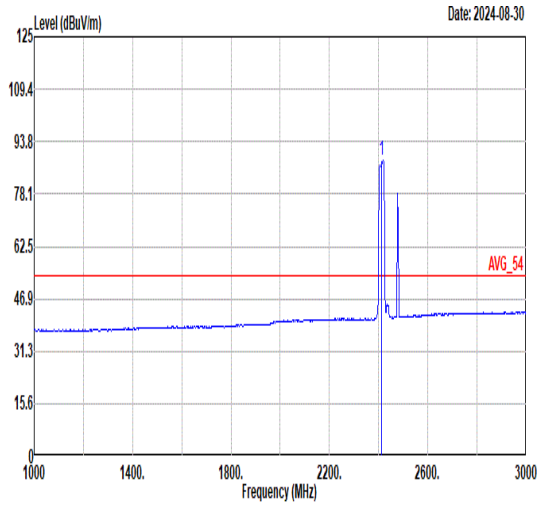 Limit Read Ant Cable Preamp APos TPos Freq Level Line Margin Level Factor Loss Factor Remark MHz dBuV/m dBuV/m dB dBuV dB/m dB dB cm deg 1 2412.00 88.28 54.00 34.28 86.37 30.64 4.82 33.55 398 259 Average

Mode	95	
	Band Edge	
	Co-location	
ANT	SISO 10	
Pol.	Vertical	Fundamental
Peak	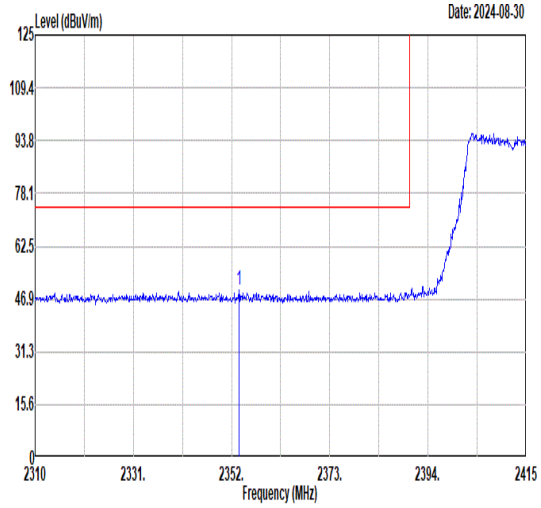 Freq Level Limit Line Margin Read Level Ant Factor Cable Loss Preamp Factor APos TPos Remark MHz dBuV/m dBuV/m dB dBuV dB/m dB dB cm deg 1 2353.58 49.61 74.00 -24.39 47.76 30.68 4.76 33.59 376 155 Peak	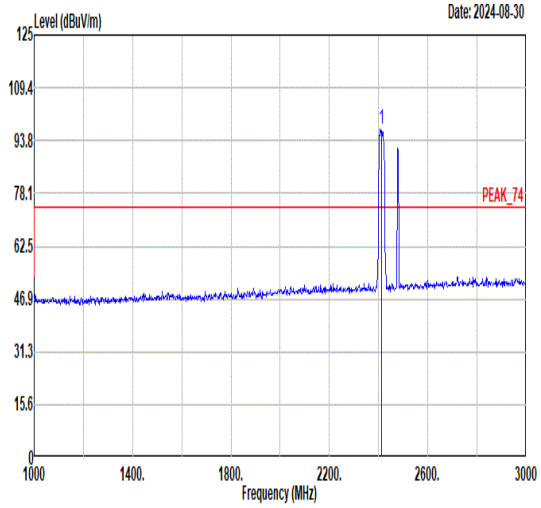 Freq Level Limit Line Margin Read Level Ant Factor Cable Loss Preamp Factor APos TPos Remark MHz dBuV/m dBuV/m dB dBuV dB/m dB dB cm deg 1 2412.00 97.13 74.00 23.13 95.22 30.64 4.82 33.55 376 155 Peak
Avg	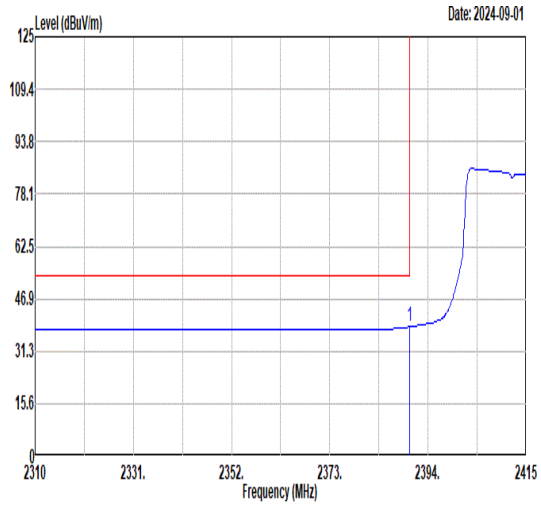 Freq Level Limit Line Margin Read Level Ant Factor Cable Loss Preamp Factor APos TPos Remark MHz dBuV/m dBuV/m dB dBuV dB/m dB dB cm deg 1 2390.00 38.51 54.00 -15.49 36.67 30.61 4.80 33.57 376 155 Average	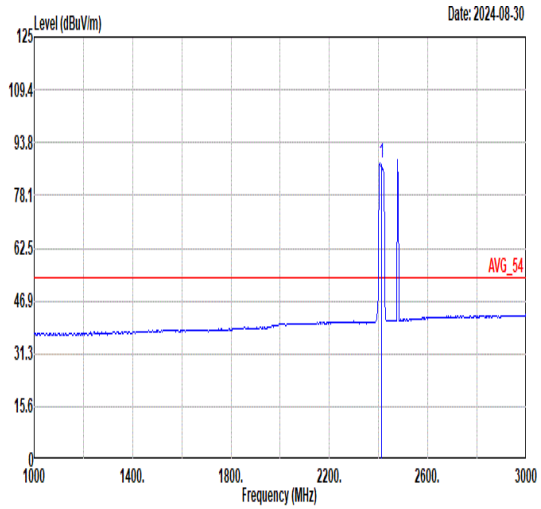 Freq Level Limit Line Margin Read Level Ant Factor Cable Loss Preamp Factor APos TPos Remark MHz dBuV/m dBuV/m dB dBuV dB/m dB dB cm deg 1 2412.00 87.50 54.00 33.50 85.59 30.64 4.82 33.55 376 155 Peak

Mode	95	
	Harmonic	
	Co-location	
ANT	1/SISO 10	
Pol.	Horizontal	Vertical
Peak Avg	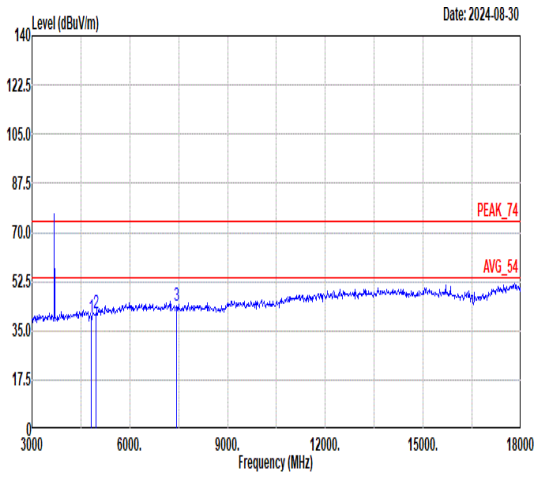 Freq Level Limit Line Margin Read Level Ant Factor Cable Loss Preamp Factor APos TPos Remark MHz dBuV/m dBuV/m dB dBuV dB/m dB dB cm deg 1 4824.00 39.71 74.00 -34.29 62.93 34.26 7.75 65.23 -- -- Peak 2 4956.00 41.39 74.00 -32.61 64.43 34.44 7.80 65.28 -- -- Peak 3 7434.00 43.67 74.00 -30.33 63.62 35.41 9.19 64.55 -- -- Peak	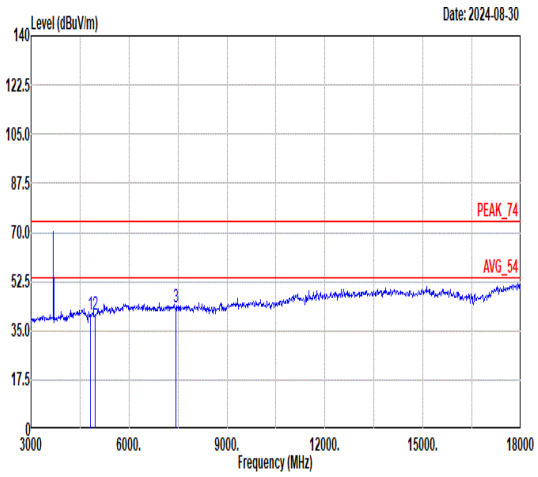 Freq Level Limit Line Margin Read Level Ant Factor Cable Loss Preamp Factor APos TPos Remark MHz dBuV/m dBuV/m dB dBuV dB/m dB dB cm deg 1 4824.00 40.68 74.00 -33.32 63.90 34.26 7.75 65.23 -- -- Peak 2 4956.00 40.81 74.00 -33.19 63.85 34.44 7.80 65.28 -- -- Peak 3 7434.00 43.19 74.00 -30.81 63.14 35.41 9.19 64.55 -- -- Peak

Mode	96	
	Band Edge	
	2400-2483.5_802.11g_CH02_2417MHz	
ANT	SISO 13	
Pol.	Horizontal	Fundamental
Peak	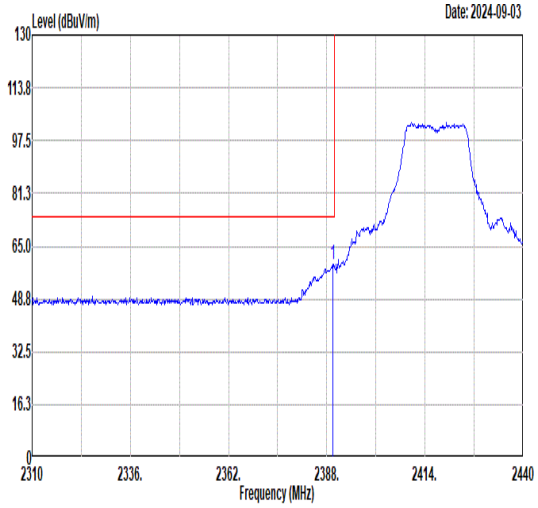 Freq Level Limit Line Margin Read Level Ant Factor Cable Loss Preamp Factor APos TPos Remark MHz dBuV/m dBuV/m dB dBuV dB/m dB dB cm deg 1 2389.69 59.48 74.00 -14.52 57.64 30.61 4.80 33.57 100 117 PEAK	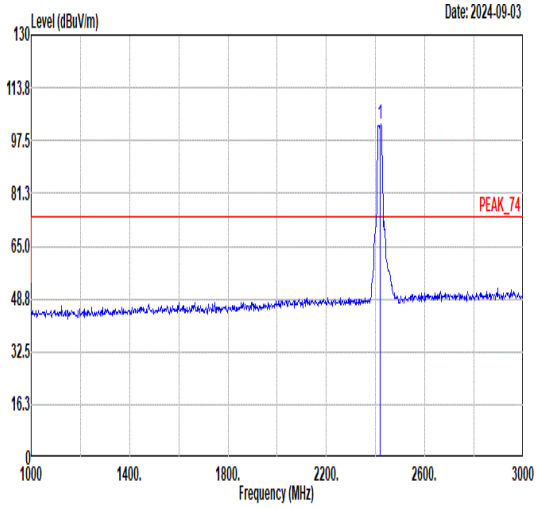 Freq Level Limit Line Margin Read Level Ant Factor Cable Loss Preamp Factor APos TPos Remark MHz dBuV/m dBuV/m dB dBuV dB/m dB dB cm deg 1 2417.00 102.32 ------ ------ 100.39 30.65 4.83 33.55 100 117 PEAK
Avg	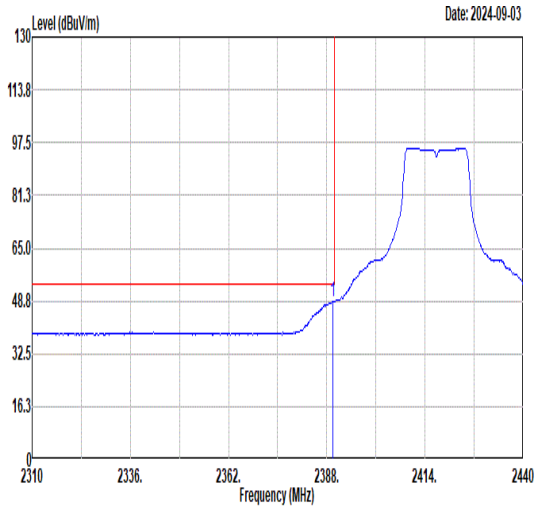 Freq Level Limit Line Margin Read Level Ant Factor Cable Loss Preamp Factor APos TPos Remark MHz dBuV/m dBuV/m dB dBuV dB/m dB dB cm deg 1 2389.56 48.62 54.00 -5.38 46.78 30.61 4.80 33.57 100 117 AVERAGE	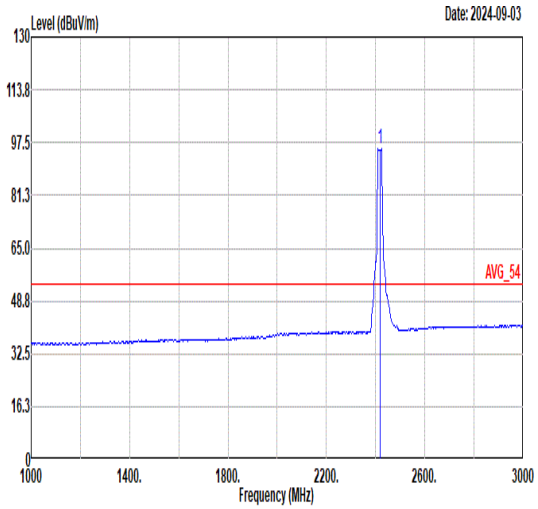 Freq Level Limit Line Margin Read Level Ant Factor Cable Loss Preamp Factor APos TPos Remark MHz dBuV/m dBuV/m dB dBuV dB/m dB dB cm deg 1 2417.00 95.63 ------ ------ 93.74 30.63 4.82 33.56 100 117 AVERAGE

Mode	96	
	Band Edge	
	2400-2483.5_802.11g_CH02_2417MHz	
ANT	SISO 13	
Pol.	Vertical	Fundamental
Peak	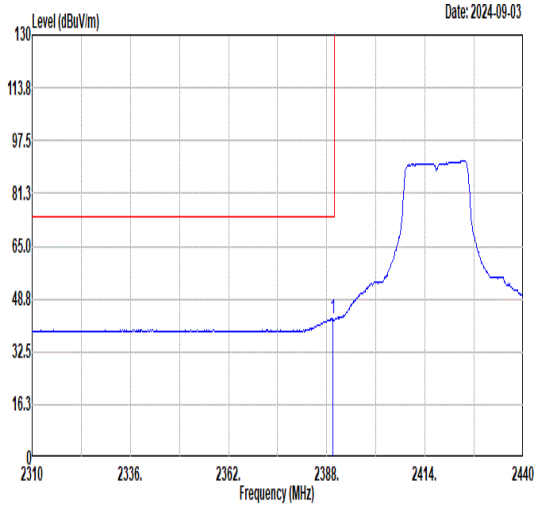 Freq Level Limit Line Margin Read Level Ant Factor Cable Loss Preamp Factor APos TPos Remark MHz dBuV/m dBuV/m dB dBuV dB/m dB dB cm deg 1 2389.56 42.60 74.00 -31.40 40.76 30.61 4.80 33.57 300 305 PEAK	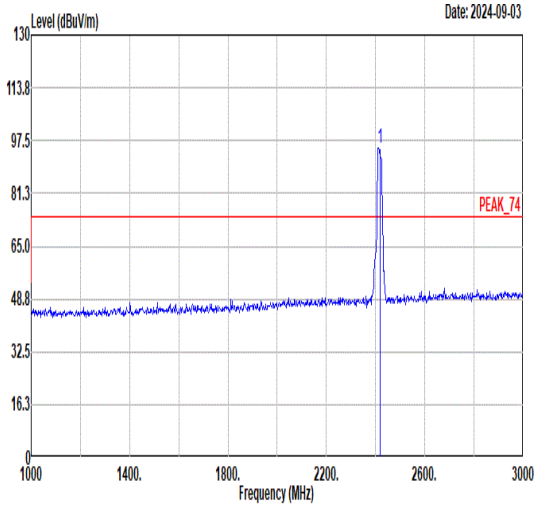 Freq Level Limit Line Margin Read Level Ant Factor Cable Loss Preamp Factor APos TPos Remark MHz dBuV/m dBuV/m dB dBuV dB/m dB dB cm deg 1 2417.00 95.13 ------ ------ 93.24 30.63 4.82 33.56 300 305 PEAK
Avg	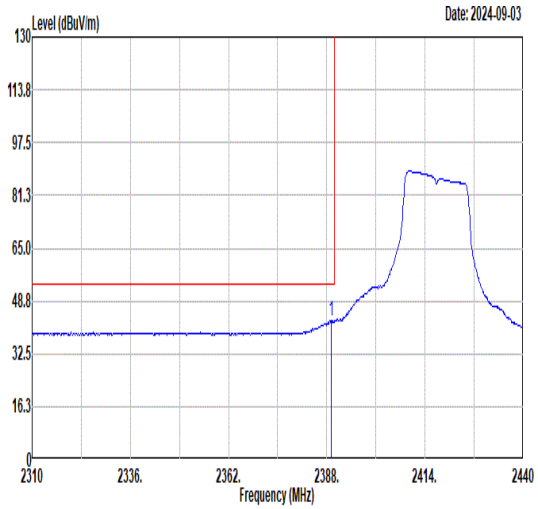 Freq Level Limit Line Margin Read Level Ant Factor Cable Loss Preamp Factor APos TPos Remark MHz dBuV/m dBuV/m dB dBuV dB/m dB dB cm deg 1 2389.17 42.84 54.00 -11.16 41.01 30.61 4.79 33.57 300 305 AVERAGE	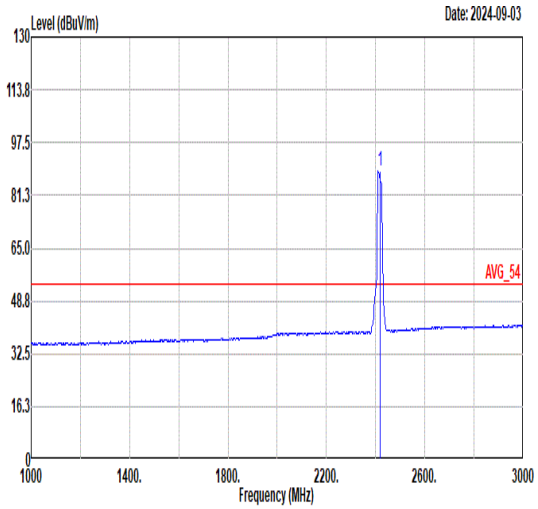 Freq Level Limit Line Margin Read Level Ant Factor Cable Loss Preamp Factor APos TPos Remark MHz dBuV/m dBuV/m dB dBuV dB/m dB dB cm deg 1 2417.00 88.61 ------ ------ 86.72 30.63 4.82 33.56 300 305 AVERAGE

Mode	97	
	Band Edge	
	2400-2483.5_802.11n HT20_CH02_2417MHz	
ANT	SISO 13	
Pol.	Horizontal	Fundamental
Peak	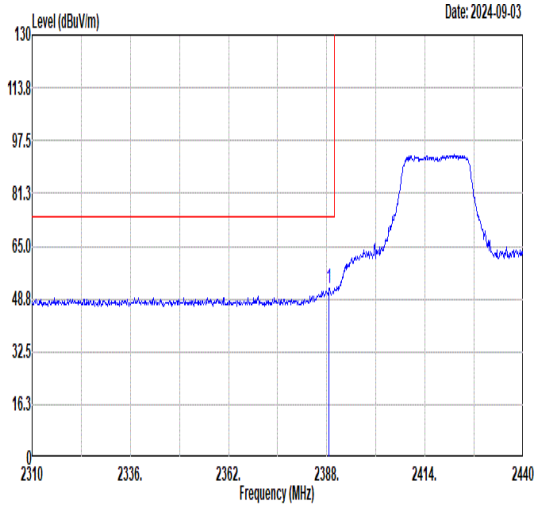 Freq Level Limit Line Margin Read Level Ant Factor Cable Loss Preamp Factor APos TPos Remark MHz dBuV/m dBuV/m dB dBuV dB/m dB dB cm deg 1 2388.65 52.01 74.00 -21.99 50.18 30.61 4.79 33.57 300 305 PEAK	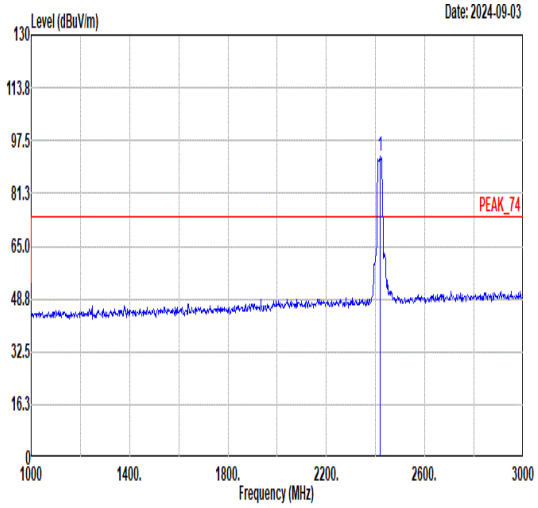 Freq Level Limit Line Margin Read Level Ant Factor Cable Loss Preamp Factor APos TPos Remark MHz dBuV/m dBuV/m dB dBuV dB/m dB dB cm deg 1 2417.00 92.51 ------ ------ 90.58 30.65 4.83 33.55 300 305 PEAK
Avg	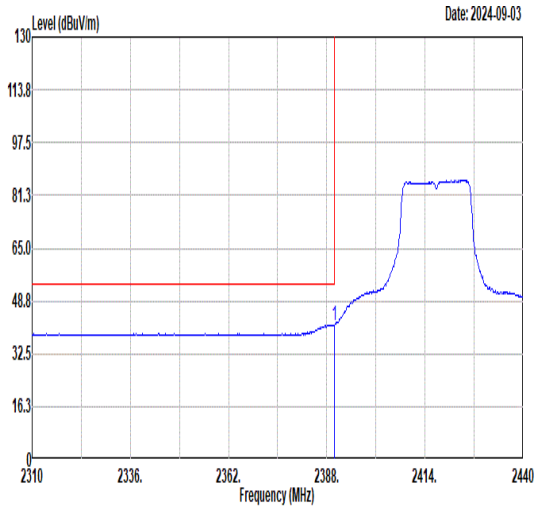 Freq Level Limit Line Margin Read Level Ant Factor Cable Loss Preamp Factor APos TPos Remark MHz dBuV/m dBuV/m dB dBuV dB/m dB dB cm deg 1 2389.95 41.45 54.00 -12.55 39.61 30.61 4.80 33.57 300 305 AVERAGE	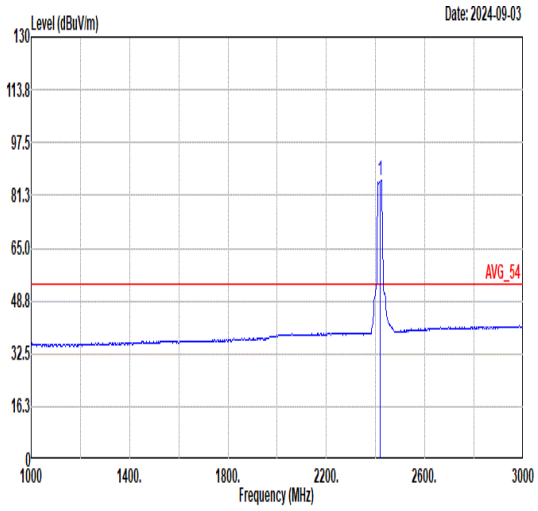 Freq Level Limit Line Margin Read Level Ant Factor Cable Loss Preamp Factor APos TPos Remark MHz dBuV/m dBuV/m dB dBuV dB/m dB dB cm deg 1 2417.00 85.78 ------ ------ 83.85 30.65 4.83 33.55 300 305 AVERAGE

Mode	97	
	Band Edge	
	2400-2483.5_802.11n HT20_CH02_2417MHz	
ANT	SISO 13	
Pol.	Vertical	Fundamental
Peak	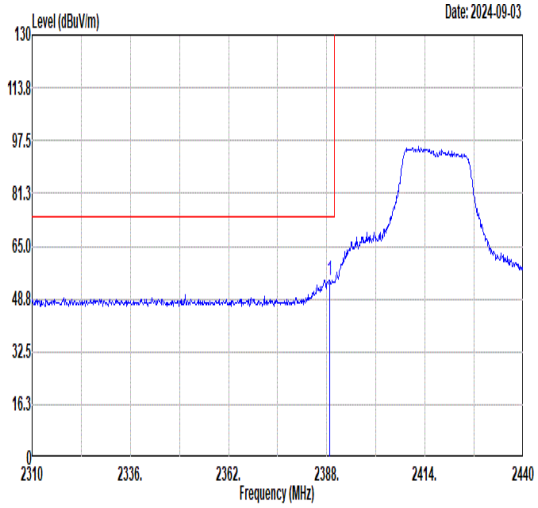 Freq Level Limit Line Margin Read Level Ant Factor Cable Loss Preamp Factor APos TPos Remark MHz dBuV/m dBuV/m dB dBuV dB/m dB dB cm deg 1 2388.78 54.56 74.00 -19.44 52.73 30.61 4.79 33.57 384 300 PEAK	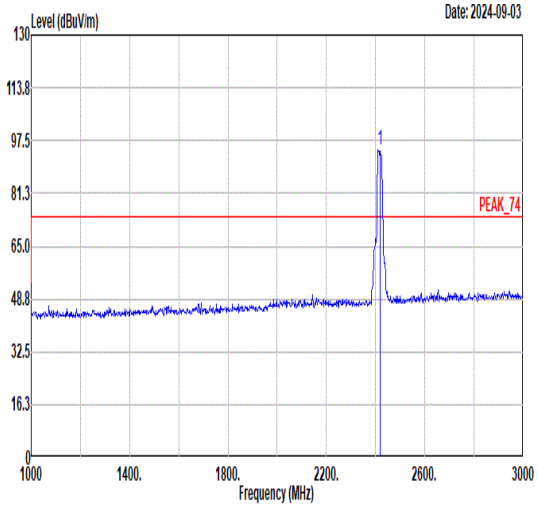 Freq Level Limit Line Margin Read Level Ant Factor Cable Loss Preamp Factor APos TPos Remark MHz dBuV/m dBuV/m dB dBuV dB/m dB dB cm deg 1 2417.00 94.46 ------ ------ 92.57 30.63 4.82 33.56 384 300 PEAK
Avg	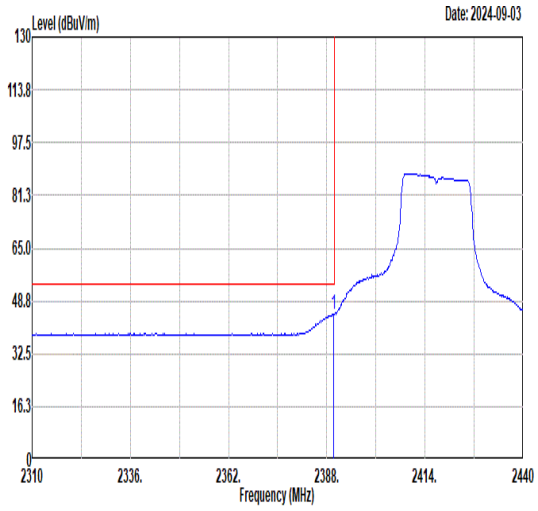 Freq Level Limit Line Margin Read Level Ant Factor Cable Loss Preamp Factor APos TPos Remark MHz dBuV/m dBuV/m dB dBuV dB/m dB dB cm deg 1 2389.82 44.85 54.00 -9.15 43.01 30.61 4.80 33.57 384 300 AVERAGE	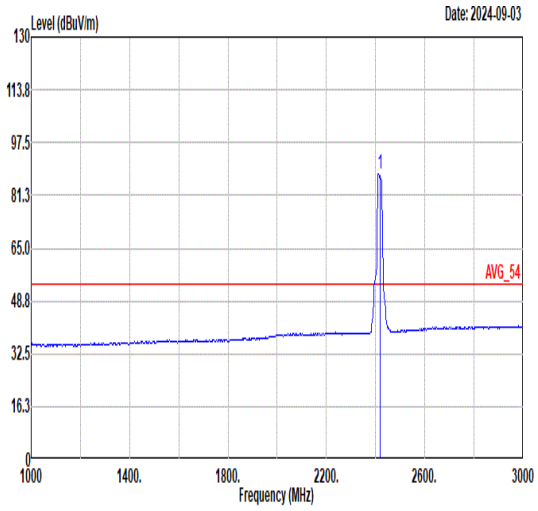 Freq Level Limit Line Margin Read Level Ant Factor Cable Loss Preamp Factor APos TPos Remark MHz dBuV/m dBuV/m dB dBuV dB/m dB dB cm deg 1 2417.00 87.92 ------ ------ 86.03 30.63 4.82 33.56 384 300 AVERAGE

Mode	98	
	Band Edge	
	2400-2483.5_802.11n HT20_CH10_2457MHz	
ANT	SISO 13	
Pol.	Horizontal	Fundamental
Peak	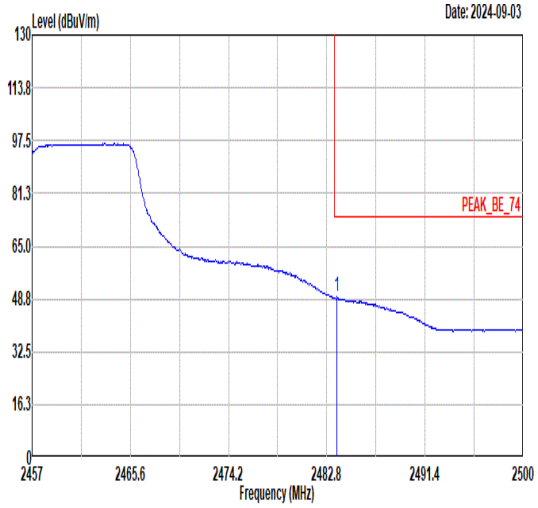 Freq Level Limit Line Margin Read Level Ant Factor Cable Loss Preamp Factor APos TPos Remark MHz dBuV/m dBuV/m dB dBuV dB/m dB dB cm deg 1 2483.70 49.37 74.00 -24.63 47.11 30.85 4.92 33.51 146 124 PEAK	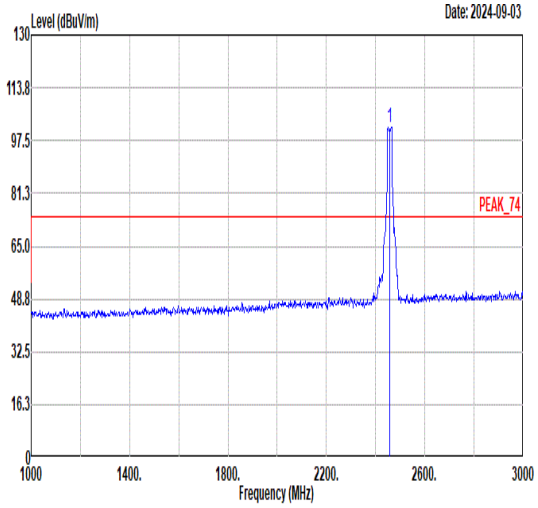 Freq Level Limit Line Margin Read Level Ant Factor Cable Loss Preamp Factor APos TPos Remark MHz dBuV/m dBuV/m dB dBuV dB/m dB dB cm deg 1 2457.00 101.70 ------ ------ 99.62 30.73 4.88 33.53 146 124 PEAK
Avg	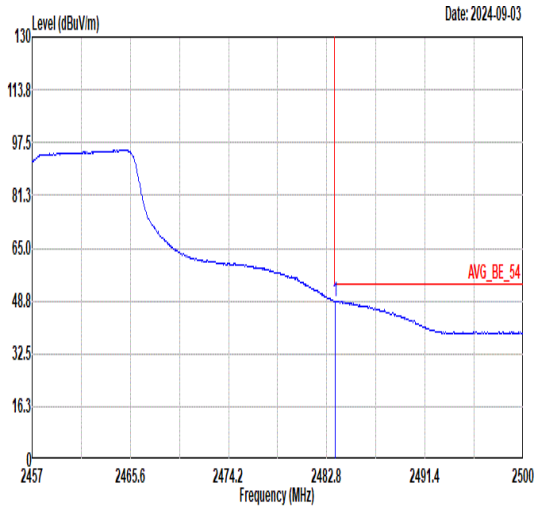 Freq Level Limit Line Margin Read Level Ant Factor Cable Loss Preamp Factor APos TPos Remark MHz dBuV/m dBuV/m dB dBuV dB/m dB dB cm deg 1 2483.53 48.65 54.00 -5.35 46.39 30.85 4.92 33.51 146 124 AVERAGE	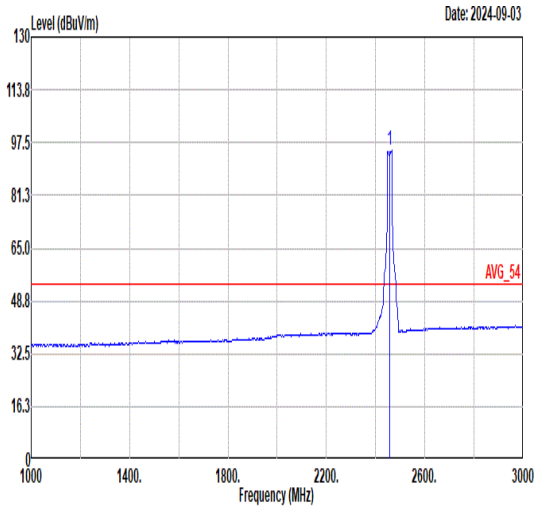 Freq Level Limit Line Margin Read Level Ant Factor Cable Loss Preamp Factor APos TPos Remark MHz dBuV/m dBuV/m dB dBuV dB/m dB dB cm deg 1 2457.00 94.94 ------ ------ 92.78 30.78 4.90 33.52 146 124 AVERAGE

Mode	98	
	Band Edge	
	2400-2483.5_802.11n HT20_CH10_2457MHz	
ANT	SISO 13	
Pol.	Vertical	Fundamental
Peak	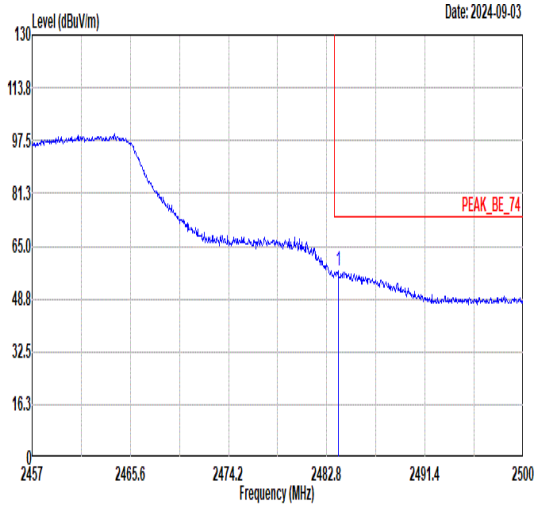 Freq Level Limit Line Margin Read Level Ant Factor Cable Loss Preamp Factor APos TPos Remark MHz dBuV/m dBuV/m dB dBuV dB/m dB dB cm deg 1 2483.79 57.19 74.00 -16.81 54.93 30.85 4.92 33.51 388 216 PEAK	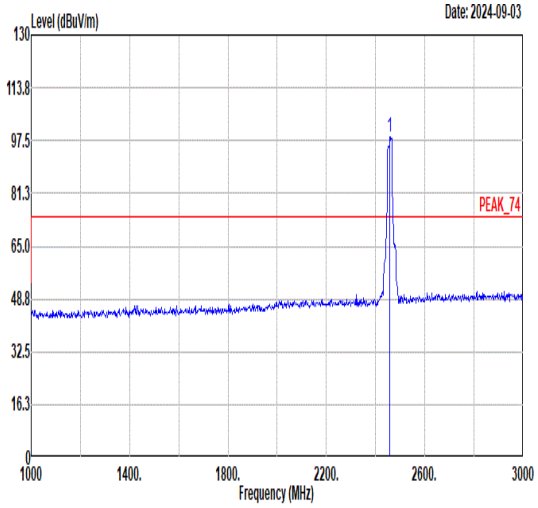 Freq Level Limit Line Margin Read Level Ant Factor Cable Loss Preamp Factor APos TPos Remark MHz dBuV/m dBuV/m dB dBuV dB/m dB dB cm deg 1 2457.00 98.78 ------ ------ 96.66 30.76 4.89 33.53 388 216 PEAK
Avg	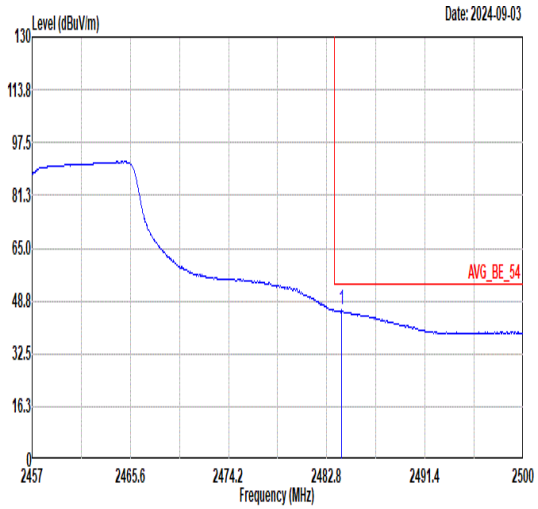 Freq Level Limit Line Margin Read Level Ant Factor Cable Loss Preamp Factor APos TPos Remark MHz dBuV/m dBuV/m dB dBuV dB/m dB dB cm deg 1 2484.09 45.87 54.00 -8.13 43.61 30.85 4.92 33.51 388 216 AVERAGE	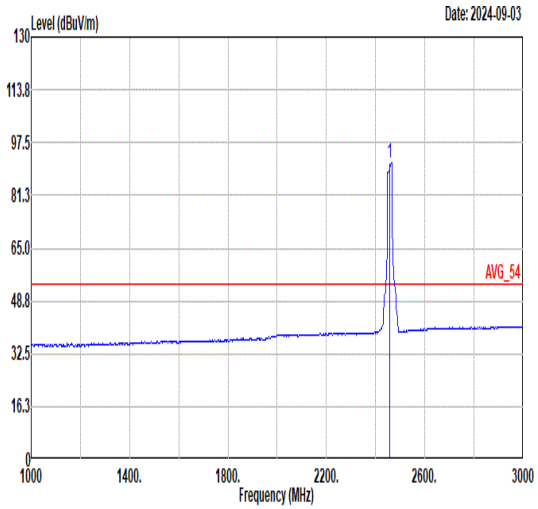 Freq Level Limit Line Margin Read Level Ant Factor Cable Loss Preamp Factor APos TPos Remark MHz dBuV/m dBuV/m dB dBuV dB/m dB dB cm deg 1 2457.00 91.41 ------ ------ 89.25 30.78 4.90 33.52 388 216 AVERAGE

Mode	99	
	Band Edge - L	
	2400-2483.5_802.11n HT40_CH08_2447MHz	
ANT	SISO 13	
Pol.	Horizontal	Fundamental
Peak	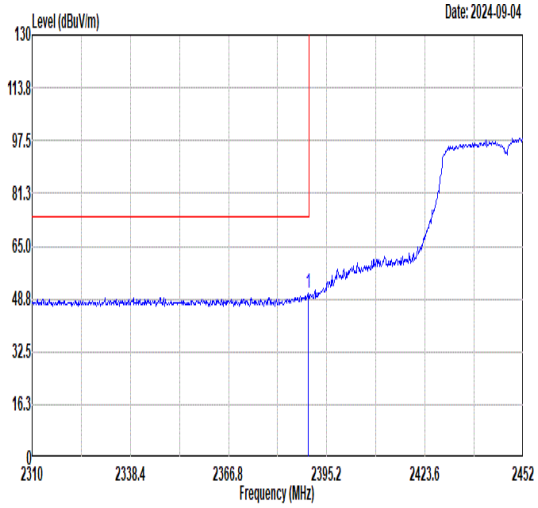 Freq Level Limit Line Margin Read Level Ant Factor Cable Loss Preamp Factor APos TPos Remark MHz dBuV/m dBuV/m dB dBuV dB/m dB dB cm deg 1 2389.95 50.44 74.00 -23.56 48.60 30.61 4.80 33.57 200 92 PEAK	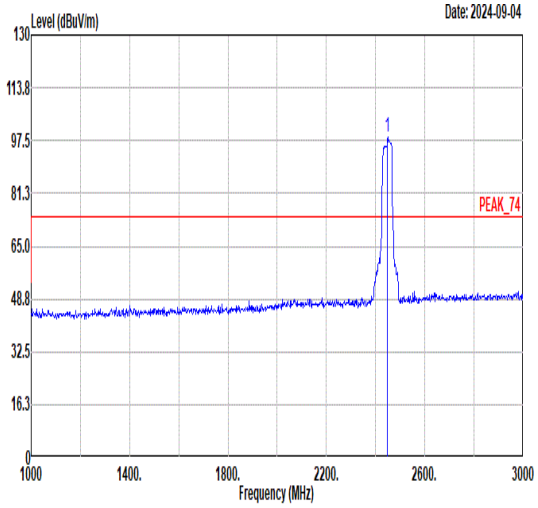 Freq Level Limit Line Margin Read Level Ant Factor Cable Loss Preamp Factor APos TPos Remark MHz dBuV/m dBuV/m dB dBuV dB/m dB dB cm deg 1 2447.00 98.43 ------ ------ 96.35 30.73 4.88 33.53 200 92 PEAK
Avg	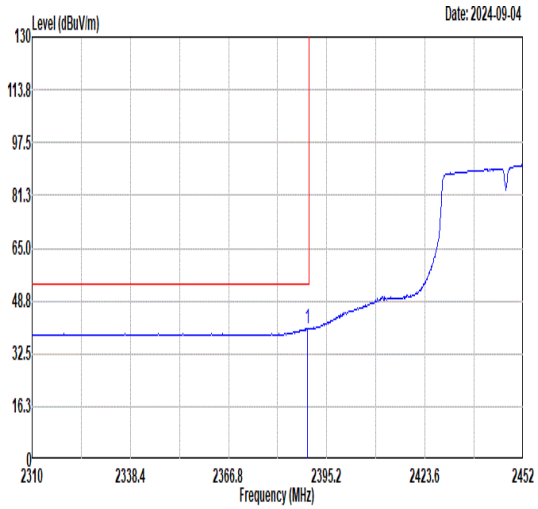 Freq Level Limit Line Margin Read Level Ant Factor Cable Loss Preamp Factor APos TPos Remark MHz dBuV/m dBuV/m dB dBuV dB/m dB dB cm deg 1 2389.52 40.28 54.00 -13.72 38.44 30.61 4.80 33.57 200 92 AVERAGE	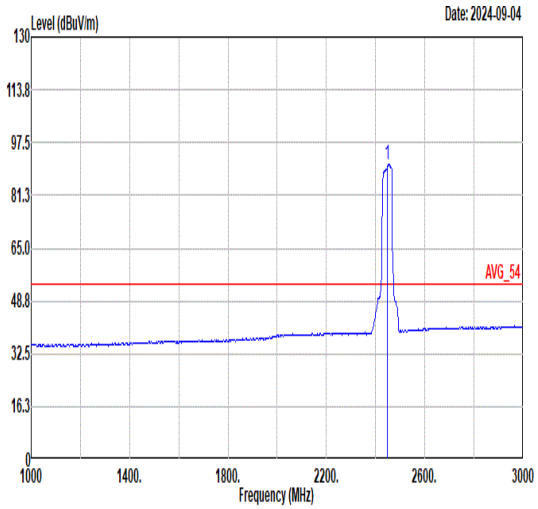 Freq Level Limit Line Margin Read Level Ant Factor Cable Loss Preamp Factor APos TPos Remark MHz dBuV/m dBuV/m dB dBuV dB/m dB dB cm deg 1 2447.00 90.66 ------ ------ 88.57 30.74 4.88 33.53 200 92 AVERAGE

Mode	99	
	Band Edge - R	
	2400-2483.5_802.11n HT40_CH08_2447MHz	
ANT	SISO 13	
Pol.	Horizontal	Fundamental
Peak	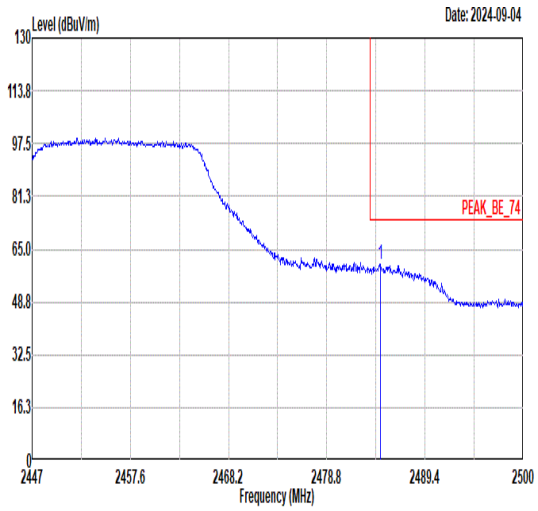 Freq Level Limit Line Margin Read Level Ant Factor Cable Loss Preamp Factor APos TPos Remark MHz dBuV/m dBuV/m dB dBuV dB/m dB dB cm deg 1 2484.58 60.43 74.00 -13.57 58.16 30.86 4.92 33.51 200 92 PEAK	Blank
Avg	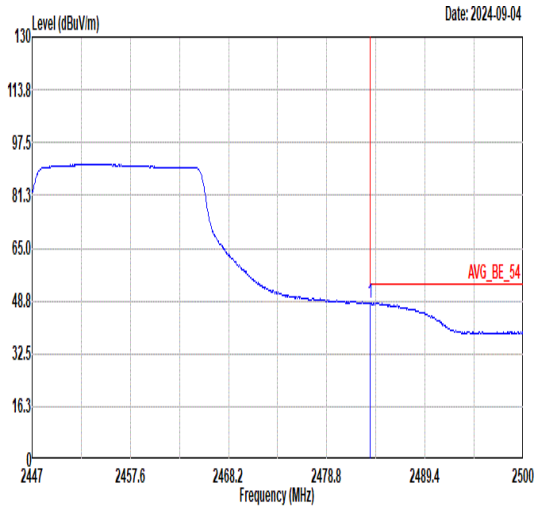 Freq Level Limit Line Margin Read Level Ant Factor Cable Loss Preamp Factor APos TPos Remark MHz dBuV/m dBuV/m dB dBuV dB/m dB dB cm deg 1 2483.52 48.18 54.00 -5.82 45.92 30.85 4.92 33.51 200 92 AVERAGE	Blank

Mode	99	
	Band Edge - L	
	2400-2483.5_802.11n HT40_CH08_2447MHz	
ANT	SISO 13	
Pol.	Vertical	Fundamental
Peak	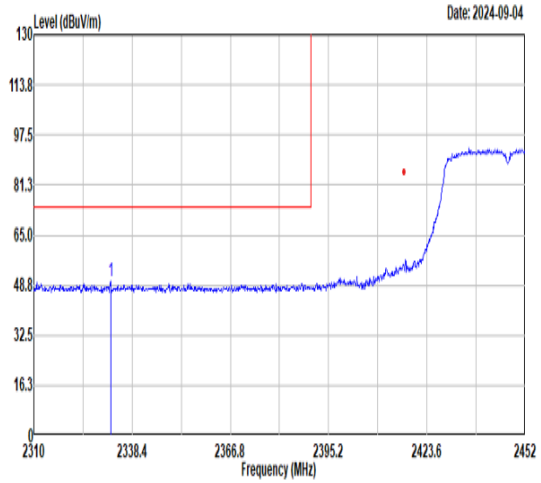 Freq Level Limit Line Margin Read Level Ant Factor Cable Loss Preamp Factor APos TPos Remark MHz dBuV/m dBuV/m dB dBuV dB/m dB dB cm deg 1 2332.15 49.95 74.00 -24.05 48.09 30.72 4.74 33.60 389 211 PEAK	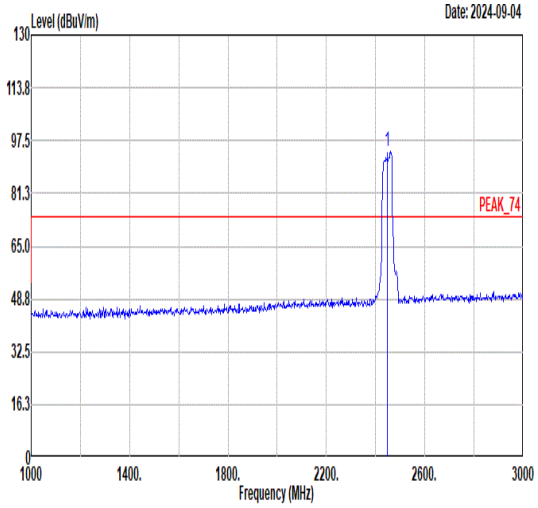 Freq Level Limit Line Margin Read Level Ant Factor Cable Loss Preamp Factor APos TPos Remark MHz dBuV/m dBuV/m dB dBuV dB/m dB dB cm deg 1 2447.00 93.94 ------ ------ 91.82 30.76 4.89 33.53 389 211 PEAK
Avg	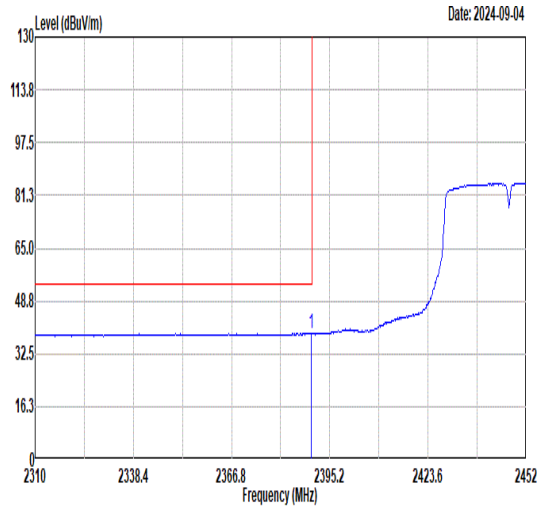 Freq Level Limit Line Margin Read Level Ant Factor Cable Loss Preamp Factor APos TPos Remark MHz dBuV/m dBuV/m dB dBuV dB/m dB dB cm deg 1 2389.80 38.83 54.00 -15.17 36.99 30.61 4.80 33.57 389 211 AVERAGE	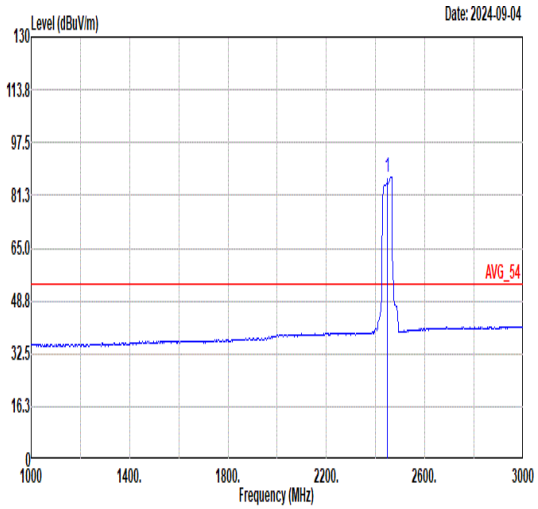 Freq Level Limit Line Margin Read Level Ant Factor Cable Loss Preamp Factor APos TPos Remark MHz dBuV/m dBuV/m dB dBuV dB/m dB dB cm deg 1 2447.00 87.00 ------ ------ 84.86 30.77 4.89 33.52 389 211 AVERAGE

Mode	99	
	Band Edge - R	
	2400-2483.5_802.11n HT40_CH08_2447MHz	
ANT	SISO 13	
Pol.	Vertical	Fundamental
Peak	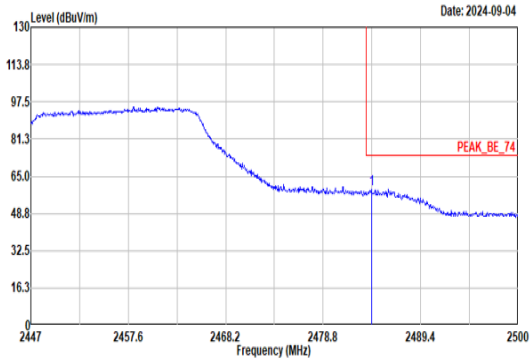 Freq Level Limit Line Margin Read Level Ant Factor Cable Loss Preamp Factor APos TPos Remark MHz dBuV/m dBuV/m dB dBuV dB/m dB dB cm deg 1 2484.05 59.60 74.00 -14.40 57.34 30.85 4.92 33.51 389 211 PEAK	Blank
Avg	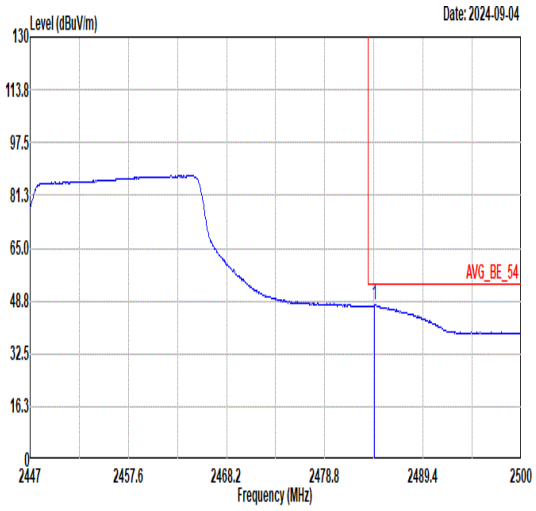 Freq Level Limit Line Margin Read Level Ant Factor Cable Loss Preamp Factor APos TPos Remark MHz dBuV/m dBuV/m dB dBuV dB/m dB dB cm deg 1 2484.15 47.79 54.00 -6.21 45.53 30.85 4.92 33.51 389 211 AVERAGE	Blank

Mode	100	
	Band Edge	
	2400-2483.5_802.11ax HE20_CH02_Full RU _2417MHz	
ANT	SISO 13	
Pol.	Horizontal	Fundamental
Peak	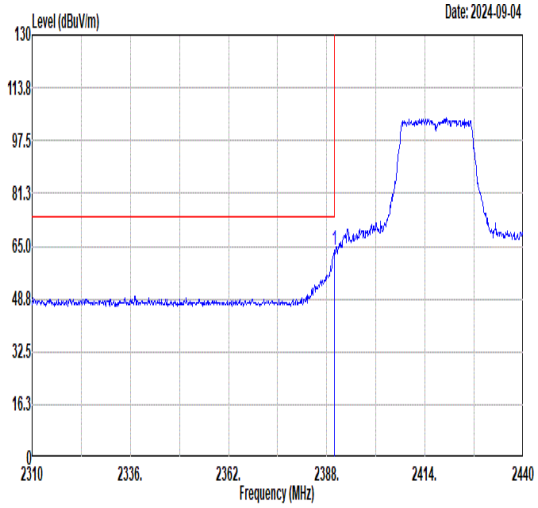 Freq Level Limit Line Margin Read Level Ant Factor Cable Loss Preamp Factor APos TPos Remark MHz dBuV/m dBuV/m dB dBuV dB/m dB dB cm deg 1 2389.95 63.64 74.00 -10.36 61.80 30.61 4.80 33.57 148 117 PEAK	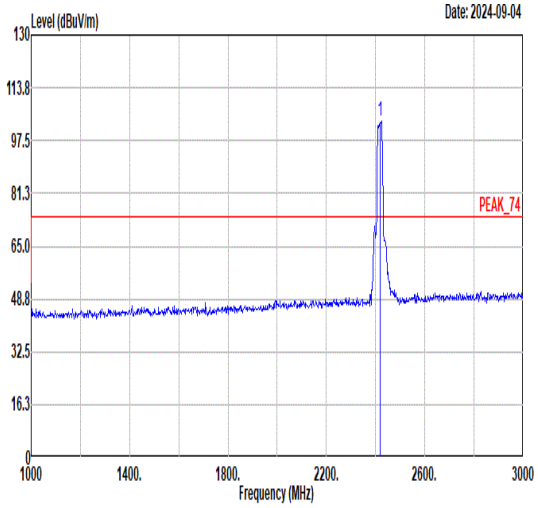 Freq Level Limit Line Margin Read Level Ant Factor Cable Loss Preamp Factor APos TPos Remark MHz dBuV/m dBuV/m dB dBuV dB/m dB dB cm deg 1 2417.00 103.59 ------ ------ 101.64 30.66 4.84 33.55 148 117 PEAK
Avg	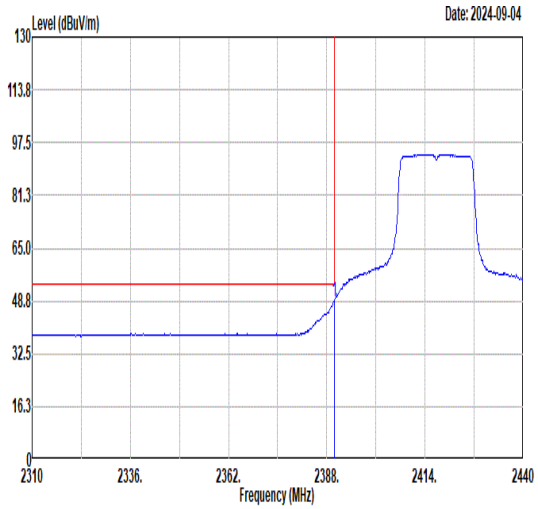 Freq Level Limit Line Margin Read Level Ant Factor Cable Loss Preamp Factor APos TPos Remark MHz dBuV/m dBuV/m dB dBuV dB/m dB dB cm deg 1 2389.95 48.79 54.00 -5.21 46.95 30.61 4.80 33.57 148 117 AVERAGE	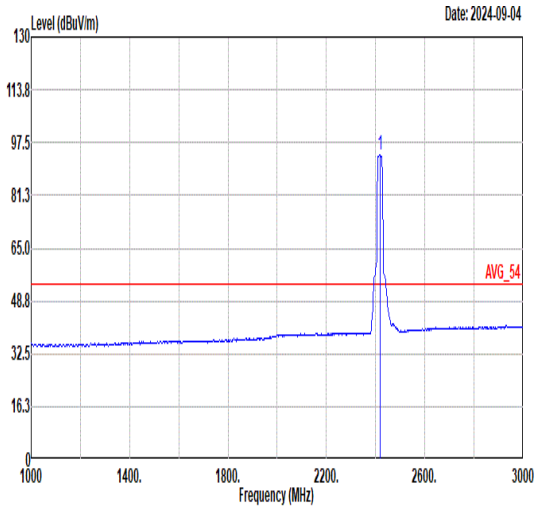 Freq Level Limit Line Margin Read Level Ant Factor Cable Loss Preamp Factor APos TPos Remark MHz dBuV/m dBuV/m dB dBuV dB/m dB dB cm deg 1 2417.00 93.53 ------ ------ 91.61 30.64 4.83 33.55 148 117 AVERAGE

Mode	100	
	Band Edge	
	2400-2483.5_802.11ax HE20_CH02_Full RU _2417MHz	
ANT	SISO 13	
Pol.	Vertical	Fundamental
Peak	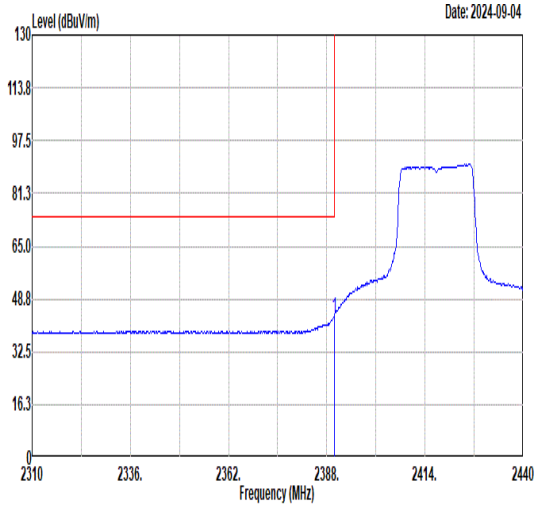 Freq Level Limit Line Margin Read Level Ant Factor Cable Loss Preamp Factor APos TPos Remark MHz dBuV/m dBuV/m dB dBuV dB/m dB dB cm deg 1 2389.95 43.32 74.00 -30.68 41.48 30.61 4.80 33.57 385 302 PEAK	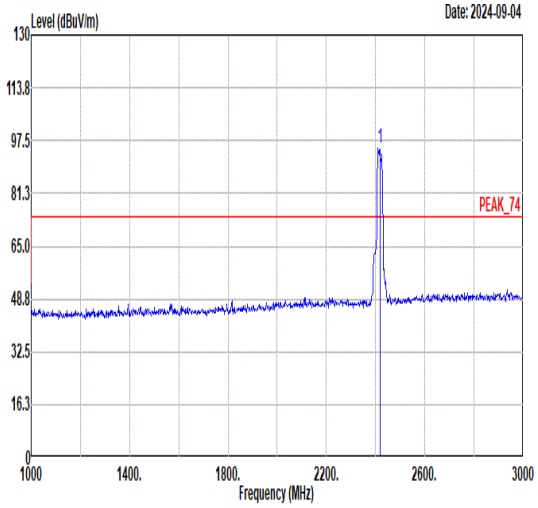 Freq Level Limit Line Margin Read Level Ant Factor Cable Loss Preamp Factor APos TPos Remark MHz dBuV/m dBuV/m dB dBuV dB/m dB dB cm deg 1 2417.00 95.29 ------ ------ 93.40 30.63 4.82 33.56 385 302 PEAK
Avg	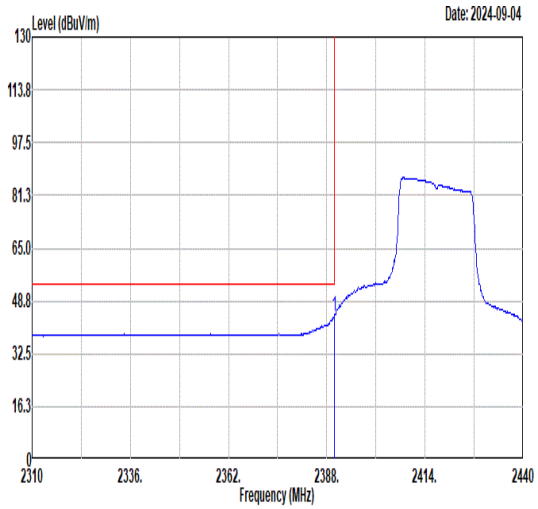 Freq Level Limit Line Margin Read Level Ant Factor Cable Loss Preamp Factor APos TPos Remark MHz dBuV/m dBuV/m dB dBuV dB/m dB dB cm deg 1 2389.95 44.20 54.00 -9.80 42.36 30.61 4.80 33.57 385 302 AVERAGE	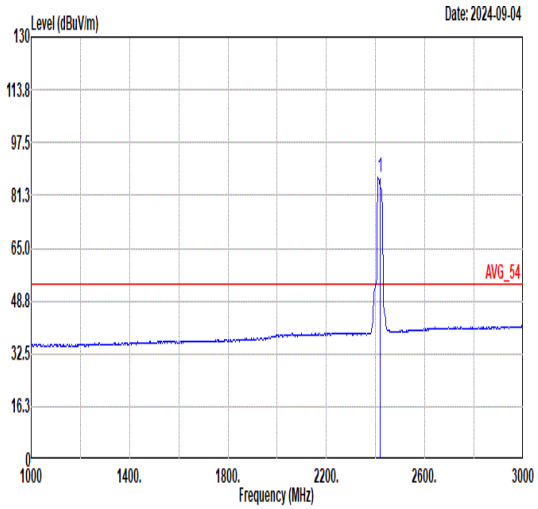 Freq Level Limit Line Margin Read Level Ant Factor Cable Loss Preamp Factor APos TPos Remark MHz dBuV/m dBuV/m dB dBuV dB/m dB dB cm deg 1 2417.00 86.69 ------ ------ 84.80 30.63 4.82 33.56 385 302 AVERAGE

Mode	101	
	Band Edge	
	2400-2483.5_802.11ax HE20_CH10_Full RU _2457MHz	
ANT	SISO 13	
Pol.	Horizontal	Fundamental
Peak	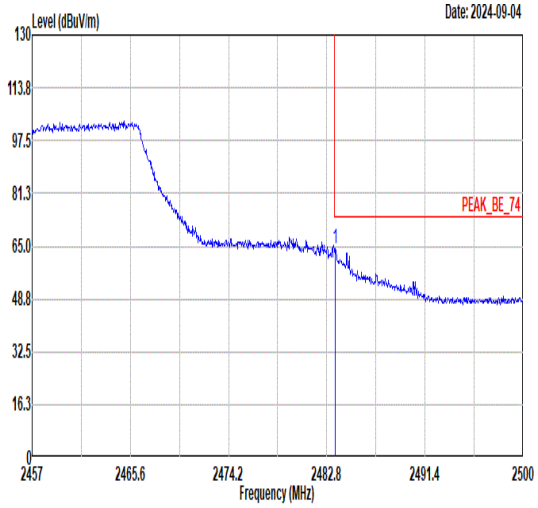 Freq Level Limit Line Margin Read Level Ant Factor Cable Loss Preamp Factor APos TPos Remark MHz dBuV/m dBuV/m dB dBuV dB/m dB dB cm deg 1 2483.53 64.15 74.00 -9.85 61.89 30.85 4.92 33.51 109 121 PEAK	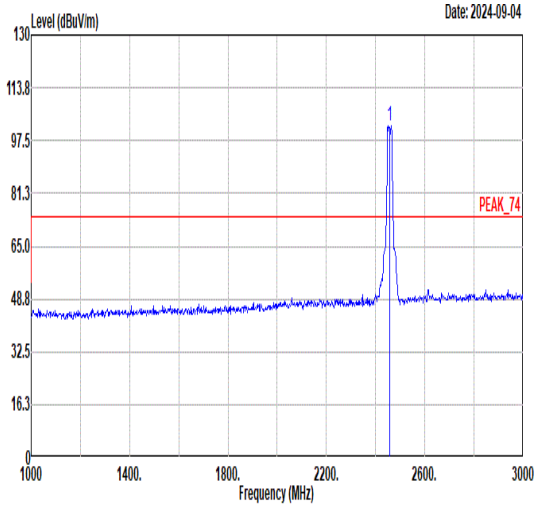 Freq Level Limit Line Margin Read Level Ant Factor Cable Loss Preamp Factor APos TPos Remark MHz dBuV/m dBuV/m dB dBuV dB/m dB dB cm deg 1 2457.00 101.92 ------ ------ 99.86 30.72 4.87 33.53 109 121 PEAK
Avg	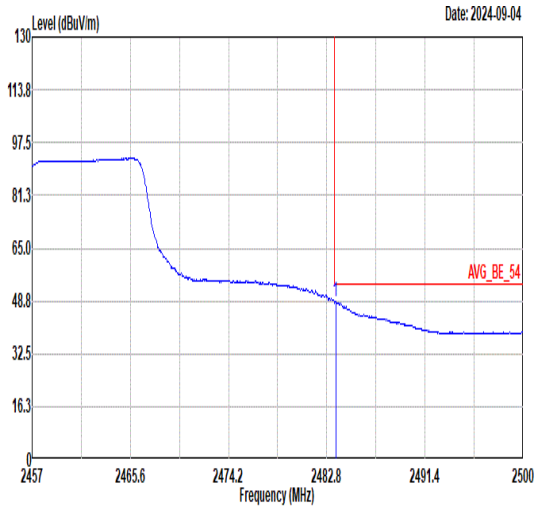 Freq Level Limit Line Margin Read Level Ant Factor Cable Loss Preamp Factor APos TPos Remark MHz dBuV/m dBuV/m dB dBuV dB/m dB dB cm deg 1 2483.57 48.77 54.00 -5.23 46.51 30.85 4.92 33.51 109 121 AVERAGE	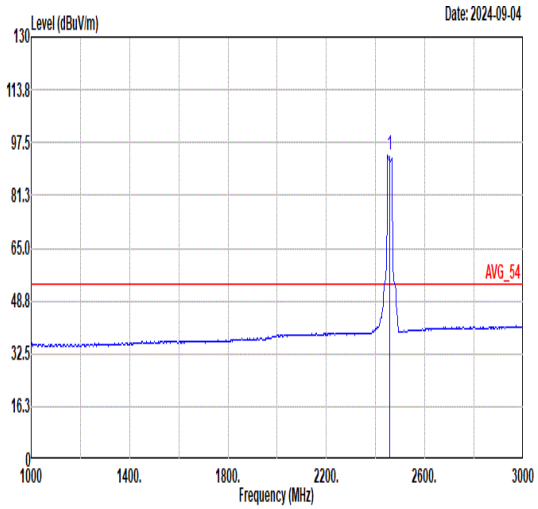 Freq Level Limit Line Margin Read Level Ant Factor Cable Loss Preamp Factor APos TPos Remark MHz dBuV/m dBuV/m dB dBuV dB/m dB dB cm deg 1 2457.00 93.55 ------ ------ 91.50 30.71 4.87 33.53 109 121 AVERAGE

Mode	101	
	Band Edge	
	2400-2483.5_802.11ax HE20_CH10_Full RU _2457MHz	
ANT	SISO 13	
Pol.	Vertical	Fundamental
Peak	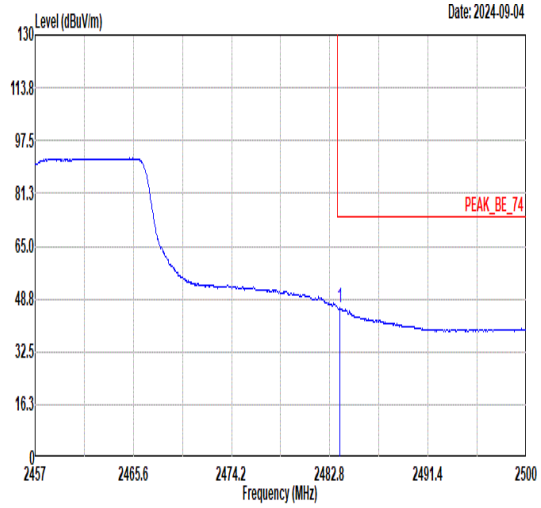 Freq Level Limit Line Margin Read Level Ant Factor Cable Loss Preamp Factor APos TPos Remark MHz dBuV/m dBuV/m dB dBuV dB/m dB dB cm deg 1 2483.66 45.88 74.00 -28.12 43.62 30.85 4.92 33.51 389 214 PEAK	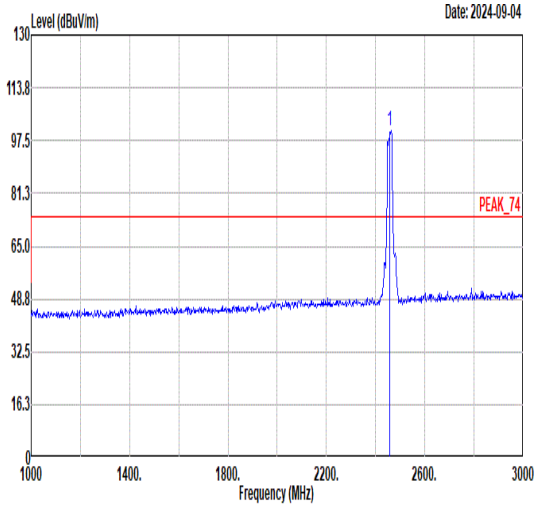 Freq Level Limit Line Margin Read Level Ant Factor Cable Loss Preamp Factor APos TPos Remark MHz dBuV/m dBuV/m dB dBuV dB/m dB dB cm deg 1 2457.00 100.70 ------ ------ 98.56 30.77 4.89 33.52 389 214 PEAK
Avg	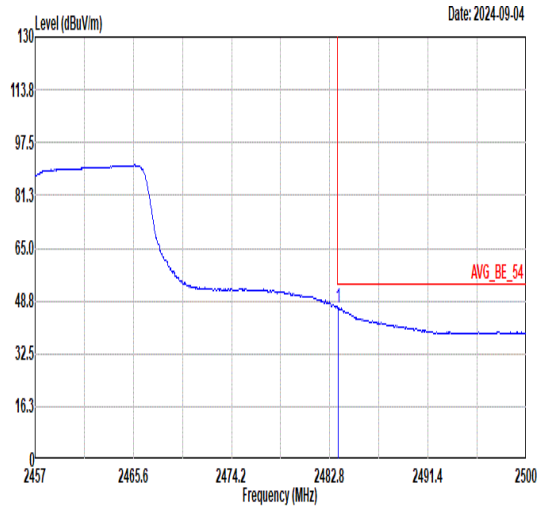 Freq Level Limit Line Margin Read Level Ant Factor Cable Loss Preamp Factor APos TPos Remark MHz dBuV/m dBuV/m dB dBuV dB/m dB dB cm deg 1 2483.53 46.59 54.00 -7.41 44.33 30.85 4.92 33.51 389 214 AVERAGE	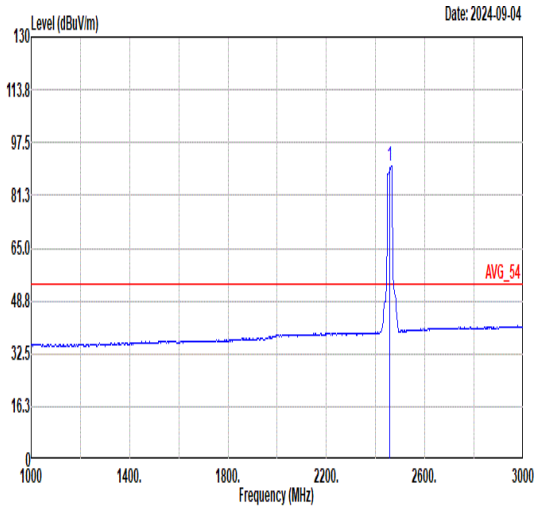 Freq Level Limit Line Margin Read Level Ant Factor Cable Loss Preamp Factor APos TPos Remark MHz dBuV/m dBuV/m dB dBuV dB/m dB dB cm deg 1 2457.00 90.30 ------ ------ 88.14 30.78 4.90 33.52 389 214 AVERAGE

Mode	102	
	Band Edge - L	
	2400-2483.5_802.11ax HE40_CH04_Full RU _2427MHz	
ANT	SISO 13	
Pol.	Horizontal	Fundamental
Peak	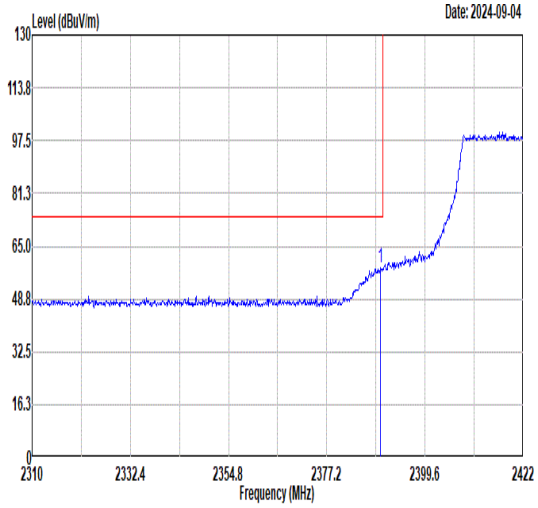 Freq Level Limit Line Margin Read Level Ant Factor Cable Loss Preamp Factor APos TPos Remark MHz dBuV/m dBuV/m dB dBuV dB/m dB dB cm deg 1 2389.52 58.56 74.00 -15.44 56.72 30.61 4.80 33.57 150 122 PEAK	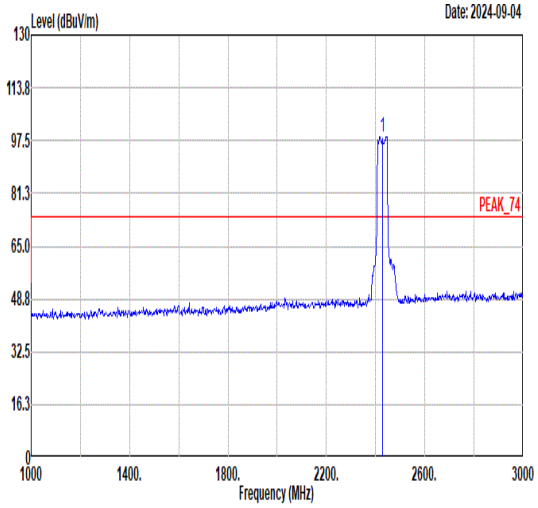 Freq Level Limit Line Margin Read Level Ant Factor Cable Loss Preamp Factor APos TPos Remark MHz dBuV/m dBuV/m dB dBuV dB/m dB dB cm deg 1 2427.00 98.63 ------ ------ 96.71 30.64 4.83 33.55 150 122 PEAK
Avg	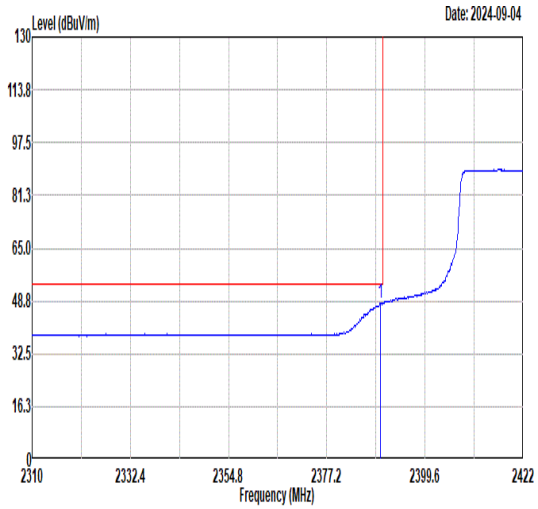 Freq Level Limit Line Margin Read Level Ant Factor Cable Loss Preamp Factor APos TPos Remark MHz dBuV/m dBuV/m dB dBuV dB/m dB dB cm deg 1 2389.52 48.27 54.00 -5.73 46.43 30.61 4.80 33.57 150 122 AVERAGE	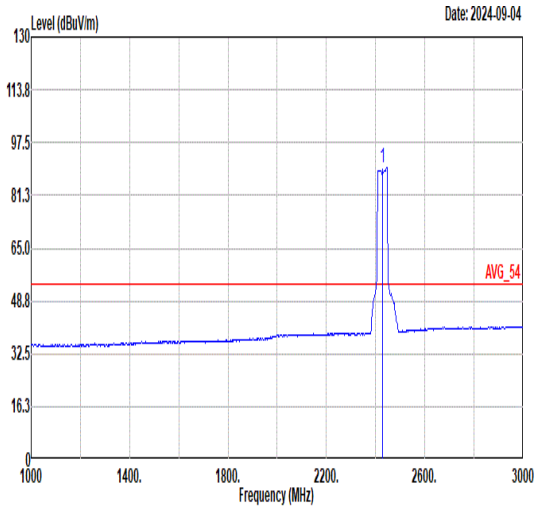 Freq Level Limit Line Margin Read Level Ant Factor Cable Loss Preamp Factor APos TPos Remark MHz dBuV/m dBuV/m dB dBuV dB/m dB dB cm deg 1 2427.00 89.66 ------ ------ 87.62 30.70 4.87 33.53 150 122 AVERAGE

Mode	102	
	Band Edge - R	
	2400-2483.5_802.11ax HE40_CH04_Full RU _2427MHz	
ANT	SISO 13	
Pol.	Horizontal	Fundamental
Peak	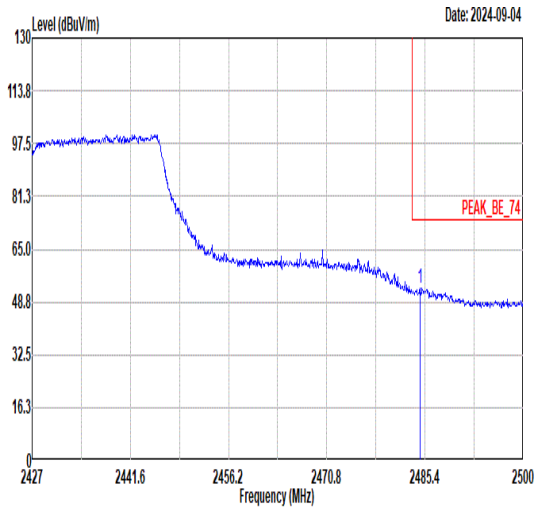 Limit Read Ant Cable Preamp APos TPos Freq Level Line Margin Level Factor Loss Factor Remark MHz dBuV/m dBuV/m dB dBuV dB/m dB dB cm deg 1 2484.67 53.04 74.00 -20.96 50.77 30.86 4.92 33.51 150 122 PEAK	Blank
Avg	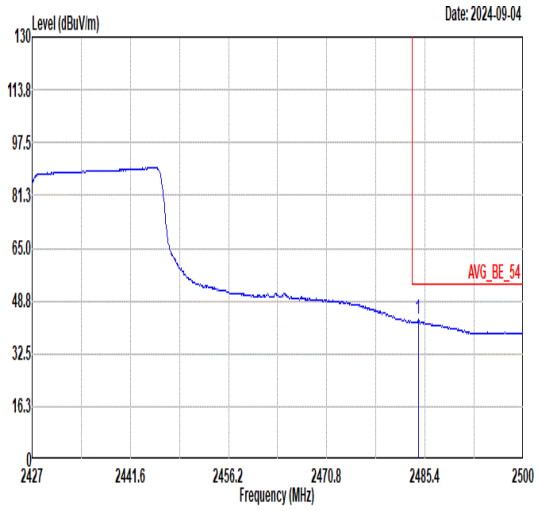 Limit Read Ant Cable Preamp APos TPos Freq Level Line Margin Level Factor Loss Factor Remark MHz dBuV/m dBuV/m dB dBuV dB/m dB dB cm deg 1 2484.38 42.98 54.00 -11.02 40.72 30.85 4.92 33.51 150 122 AVERAGE	Blank

Mode	102	
	Band Edge - L	
	2400-2483.5_802.11ax HE40_CH04_Full RU _2427MHz	
ANT	SISO 13	
Pol.	Vertical	Fundamental
Peak	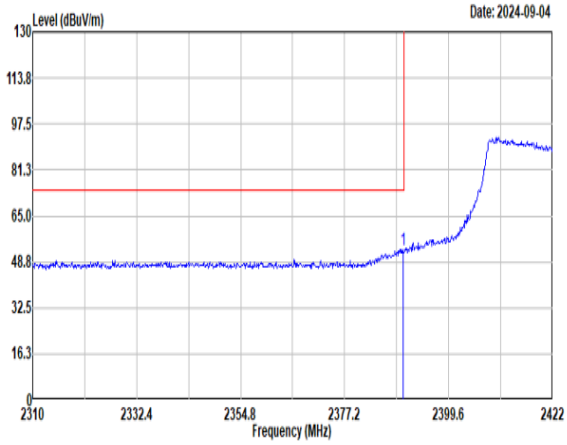 Freq Level Limit Line Margin Read Level Ant Factor Cable Loss Preamp Factor APos TPos Remark MHz dBuV/m dBuV/m dB dBuV dB/m dB dB cm deg 1 2389.74 53.19 74.00 -20.81 51.35 30.61 4.80 33.57 384 301 PEAK	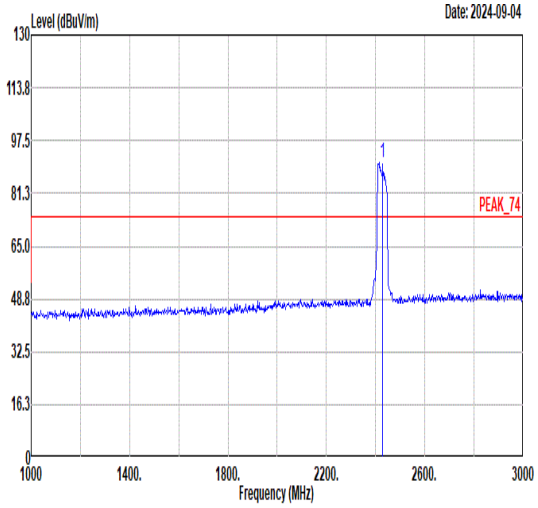 Freq Level Limit Line Margin Read Level Ant Factor Cable Loss Preamp Factor APos TPos Remark MHz dBuV/m dBuV/m dB dBuV dB/m dB dB cm deg 1 2427.00 90.79 ------ ------ 88.88 30.64 4.82 33.55 384 301 PEAK
Avg	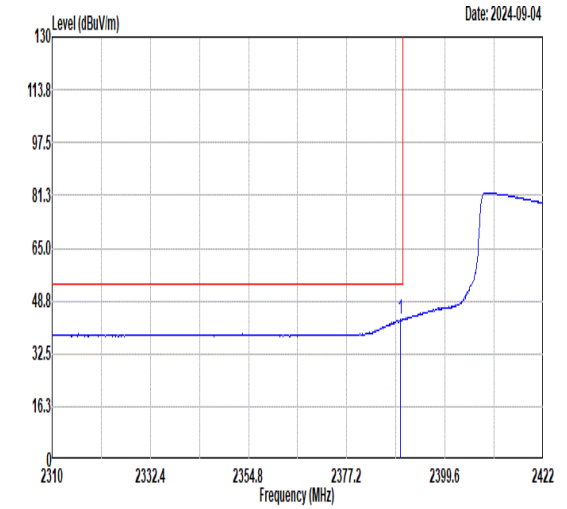 Freq Level Limit Line Margin Read Level Ant Factor Cable Loss Preamp Factor APos TPos Remark MHz dBuV/m dBuV/m dB dBuV dB/m dB dB cm deg 1 2389.41 43.12 54.00 -10.88 41.28 30.61 4.80 33.57 384 301 AVERAGE	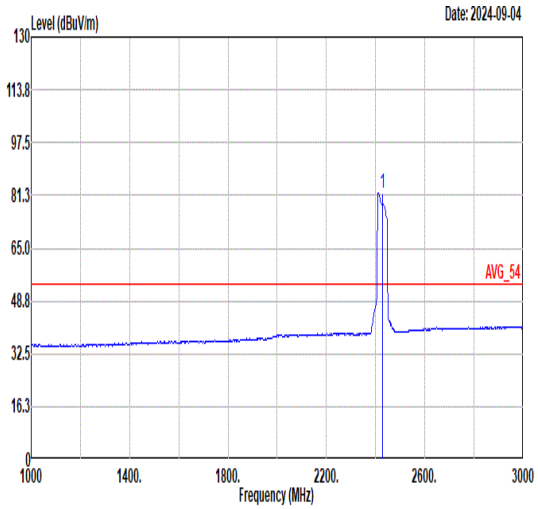 Freq Level Limit Line Margin Read Level Ant Factor Cable Loss Preamp Factor APos TPos Remark MHz dBuV/m dBuV/m dB dBuV dB/m dB dB cm deg 1 2427.00 81.92 ------ ------ 80.03 30.63 4.82 33.56 384 301 AVERAGE

Mode	102	
	Band Edge - R	
	2400-2483.5_802.11ax HE40_CH04_Full RU _2427MHz	
ANT	SISO 13	
Pol.	Vertical	Fundamental
Peak	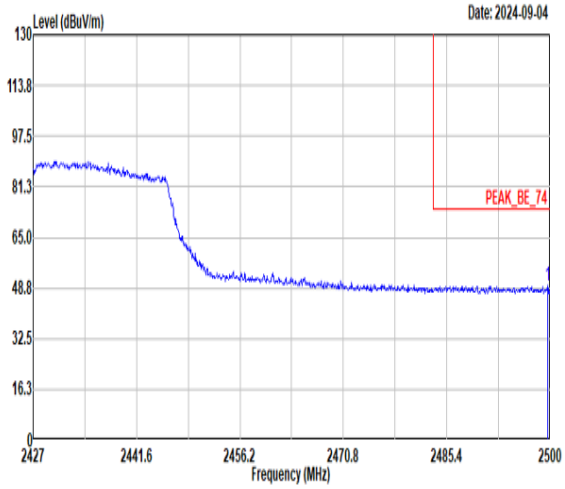 Freq Level Limit Line Margin Read Level Ant Factor Cable Loss Preamp Factor APos TPos Remark MHz dBuV/m dBuV/m dB dBuV dB/m dB dB cm deg 1 2499.64 49.32 74.00 -24.68 46.96 30.92 4.94 33.50 384 301 PEAK	Blank
Avg	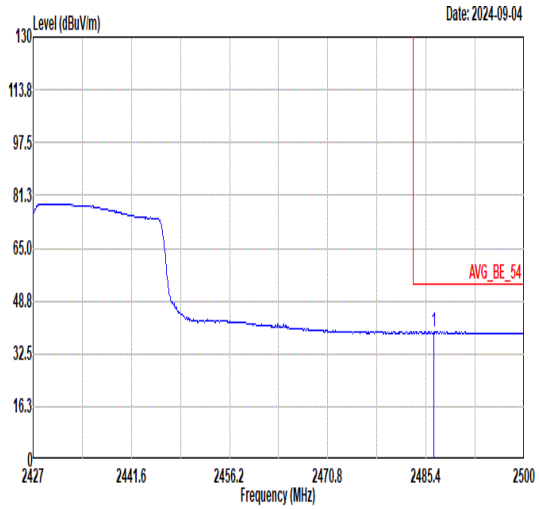 Freq Level Limit Line Margin Read Level Ant Factor Cable Loss Preamp Factor APos TPos Remark MHz dBuV/m dBuV/m dB dBuV dB/m dB dB cm deg 1 2486.57 39.38 54.00 -14.62 37.11 30.86 4.92 33.51 384 301 AVERAGE	Blank

Mode	103	
	Band Edge	
	2400-2483.5_802.11n HT20_CH10_2457MHz	
ANT	SISO 10	
Pol.	Horizontal	Fundamental
Peak	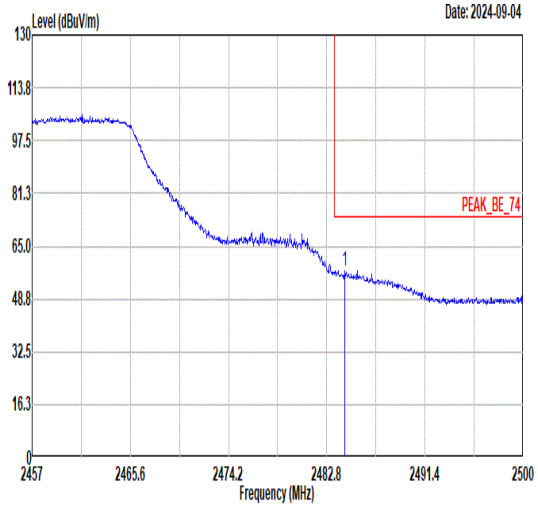 Freq Level Limit Line Margin Read Level Ant Factor Cable Loss Preamp Factor APos TPos Remark MHz dBuV/m dBuV/m dB dBuV dB/m dB dB cm deg 1 2484.35 57.50 74.00 -16.50 55.24 30.85 4.92 33.51 344 320 PEAK	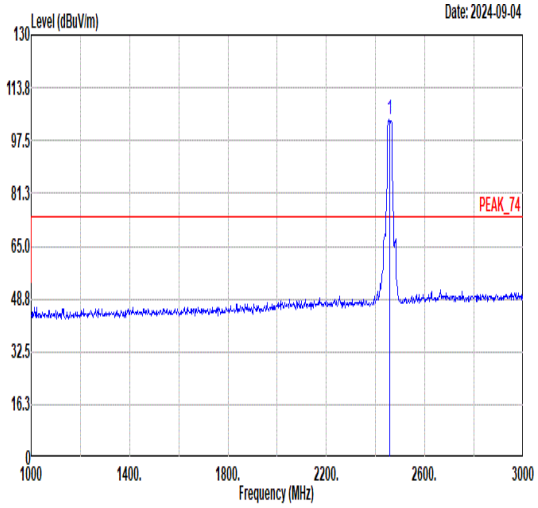 Freq Level Limit Line Margin Read Level Ant Factor Cable Loss Preamp Factor APos TPos Remark MHz dBuV/m dBuV/m dB dBuV dB/m dB dB cm deg 1 2457.00 103.98 ------ ------ 101.89 30.74 4.88 33.53 344 320 PEAK
Avg	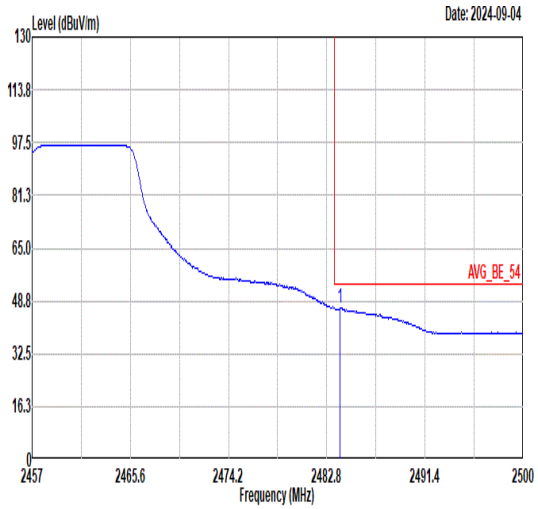 Freq Level Limit Line Margin Read Level Ant Factor Cable Loss Preamp Factor APos TPos Remark MHz dBuV/m dBuV/m dB dBuV dB/m dB dB cm deg 1 2483.96 46.57 54.00 -7.43 44.31 30.85 4.92 33.51 344 320 AVERAGE	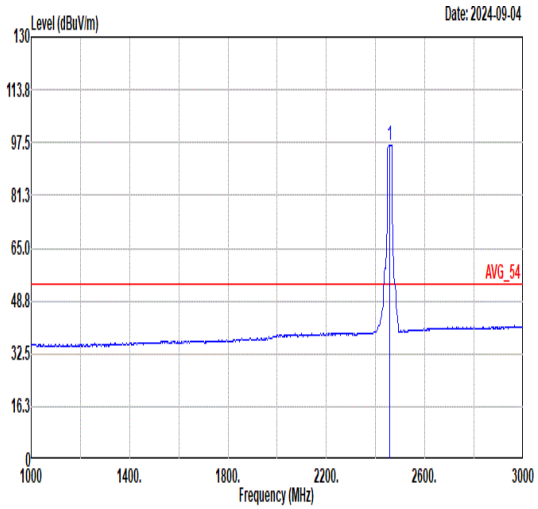 Freq Level Limit Line Margin Read Level Ant Factor Cable Loss Preamp Factor APos TPos Remark MHz dBuV/m dBuV/m dB dBuV dB/m dB dB cm deg 1 2457.00 96.62 ------ ------ 94.49 30.77 4.89 33.53 344 320 AVERAGE

Mode	103	
	Band Edge	
	2400-2483.5_802.11n HT20_CH10_2457MHz	
ANT	SISO 10	
Pol.	Vertical	Fundamental
Peak	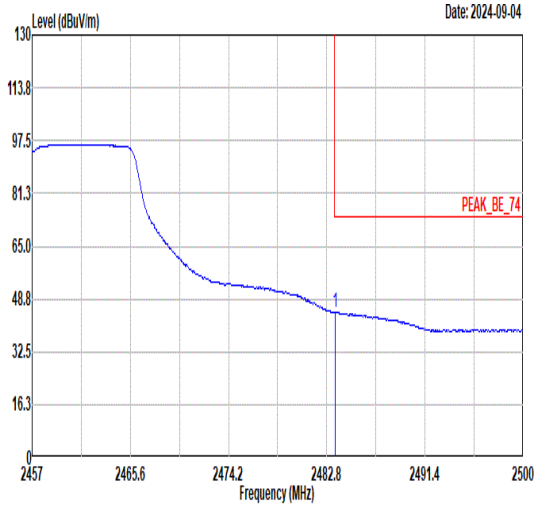 Freq Level Limit Line Margin Read Level Ant Factor Cable Loss Preamp Factor APos TPos Remark MHz dBuV/m dBuV/m dB dBuV dB/m dB dB cm deg 1 2483.53 44.68 74.00 -29.32 42.42 30.85 4.92 33.51 381 249 PEAK	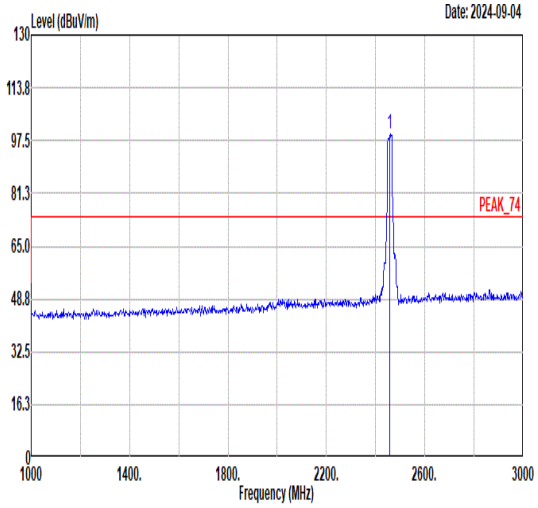 Freq Level Limit Line Margin Read Level Ant Factor Cable Loss Preamp Factor APos TPos Remark MHz dBuV/m dBuV/m dB dBuV dB/m dB dB cm deg 1 2457.00 99.71 ------ ------ 97.58 30.77 4.89 33.53 381 249 PEAK
Avg	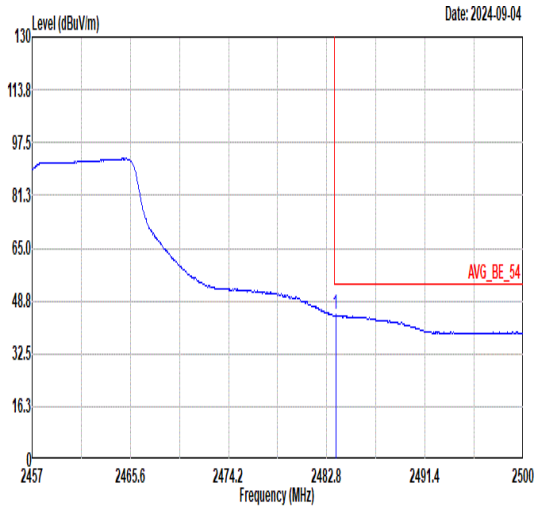 Freq Level Limit Line Margin Read Level Ant Factor Cable Loss Preamp Factor APos TPos Remark MHz dBuV/m dBuV/m dB dBuV dB/m dB dB cm deg 1 2483.57 44.41 54.00 -9.59 42.15 30.85 4.92 33.51 381 249 AVERAGE	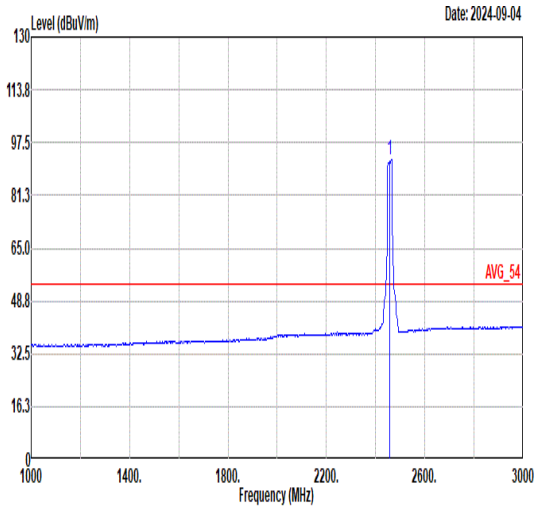 Freq Level Limit Line Margin Read Level Ant Factor Cable Loss Preamp Factor APos TPos Remark MHz dBuV/m dBuV/m dB dBuV dB/m dB dB cm deg 1 2457.00 92.37 ------ ------ 90.21 30.78 4.90 33.52 381 249 AVERAGE

Mode	104	
	Band Edge - L	
	2400-2483.5_802.11n HT40_CH08_2447MHz	
ANT	SISO 10	
Pol.	Horizontal	Fundamental
Peak	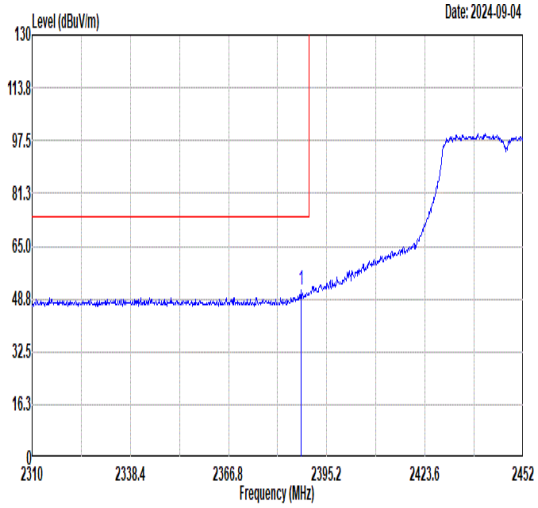 Freq Level Limit Line Margin Read Level Ant Factor Cable Loss Preamp Factor APos TPos Remark MHz dBuV/m dBuV/m dB dBuV dB/m dB dB cm deg 1 2387.67 51.55 74.00 -22.45 49.72 30.61 4.79 33.57 100 328 PEAK	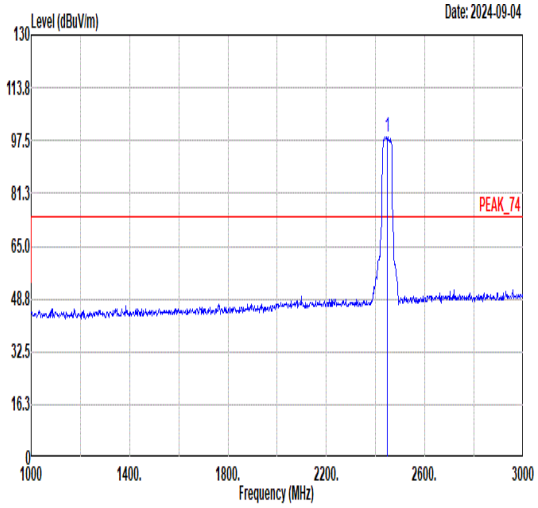 Freq Level Limit Line Margin Read Level Ant Factor Cable Loss Preamp Factor APos TPos Remark MHz dBuV/m dBuV/m dB dBuV dB/m dB dB cm deg 1 2447.00 98.82 ------ ------ 96.81 30.69 4.86 33.54 100 328 PEAK
Avg	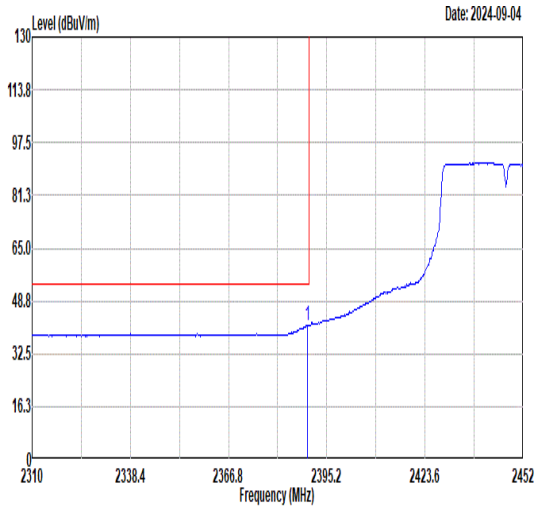 Freq Level Limit Line Margin Read Level Ant Factor Cable Loss Preamp Factor APos TPos Remark MHz dBuV/m dBuV/m dB dBuV dB/m dB dB cm deg 1 2389.52 41.13 54.00 -12.87 39.29 30.61 4.80 33.57 100 328 AVERAGE	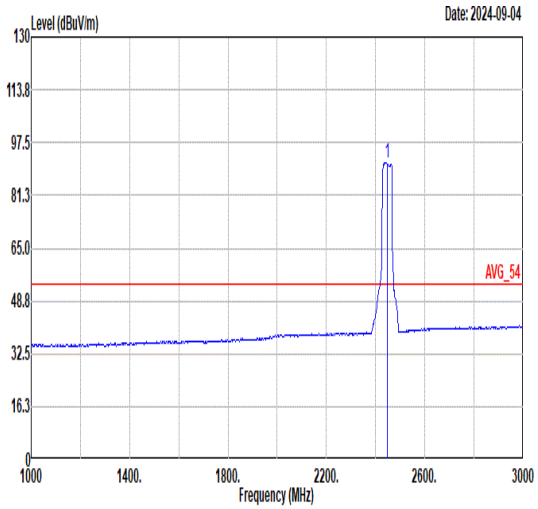 Freq Level Limit Line Margin Read Level Ant Factor Cable Loss Preamp Factor APos TPos Remark MHz dBuV/m dBuV/m dB dBuV dB/m dB dB cm deg 1 2447.00 91.08 ------ ------ 89.07 30.69 4.86 33.54 100 328 AVERAGE

Mode	104	
	Band Edge - R	
	2400-2483.5_802.11n HT40_CH08_2447MHz	
ANT	SISO 10	
Pol.	Horizontal	Fundamental
Peak	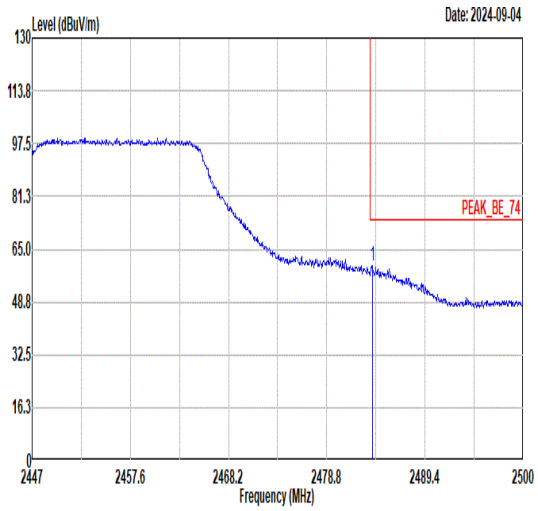 Freq Level Limit Line Margin Read Level Ant Factor Cable Loss Preamp Factor APos TPos Remark MHz dBuV/m dBuV/m dB dBuV dB/m dB dB cm deg 1 2483.73 60.03 74.00 -13.97 57.77 30.85 4.92 33.51 100 328 PEAK	Blank
Avg	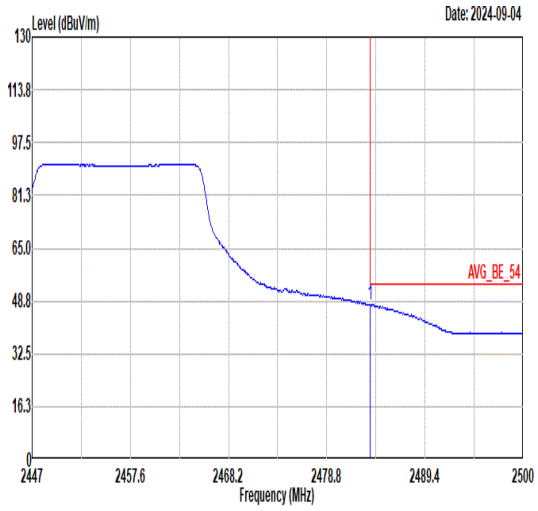 Freq Level Limit Line Margin Read Level Ant Factor Cable Loss Preamp Factor APos TPos Remark MHz dBuV/m dBuV/m dB dBuV dB/m dB dB cm deg 1 2483.52 47.71 54.00 -6.29 45.45 30.85 4.92 33.51 100 328 AVERAGE	Blank

Mode	104	
	Band Edge - L	
	2400-2483.5_802.11n HT40_CH08_2447MHz	
ANT	SISO 10	
Pol.	Vertical	Fundamental
Peak	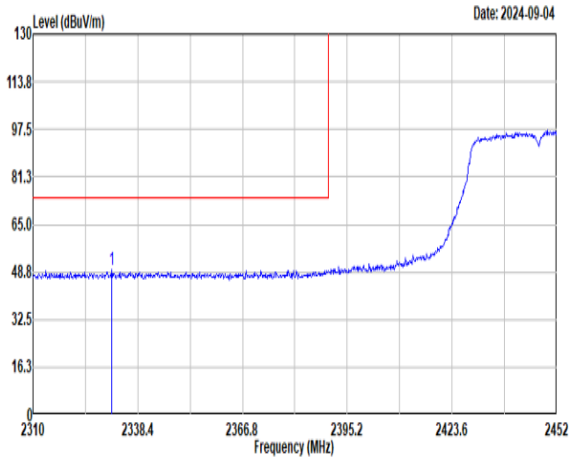 Freq Level Limit Line Margin Read Level Ant Factor Cable Loss Preamp Factor APos TPos Remark MHz dBuV/m dBuV/m dB dBuV dB/m dB dB cm deg 1 2331.44 49.40 74.00 -24.60 47.54 30.72 4.74 33.60 391 249 PEAK	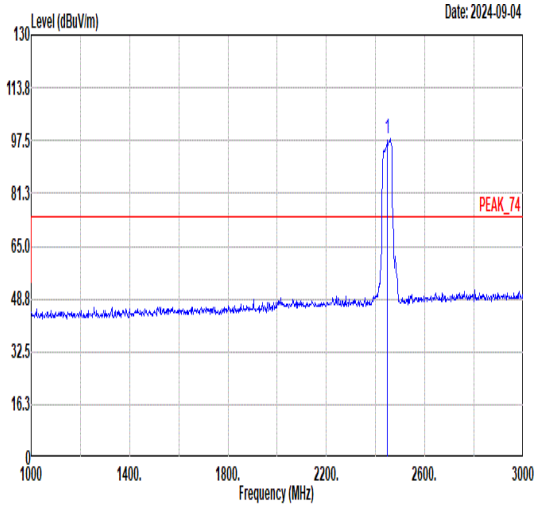 Freq Level Limit Line Margin Read Level Ant Factor Cable Loss Preamp Factor APos TPos Remark MHz dBuV/m dBuV/m dB dBuV dB/m dB dB cm deg 1 2447.00 97.96 ------ ------ 95.84 30.76 4.89 33.53 391 249 PEAK
Avg	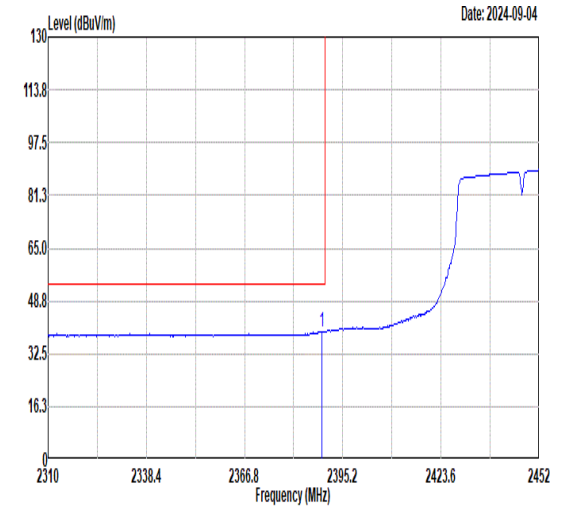 Freq Level Limit Line Margin Read Level Ant Factor Cable Loss Preamp Factor APos TPos Remark MHz dBuV/m dBuV/m dB dBuV dB/m dB dB cm deg 1 2389.24 39.48 54.00 -14.52 37.65 30.61 4.79 33.57 391 249 AVERAGE	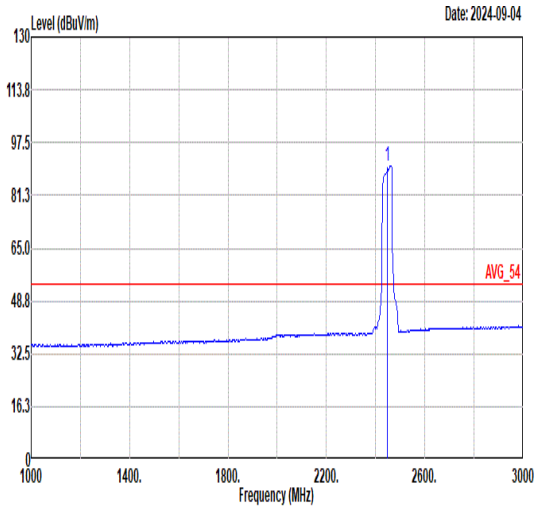 Freq Level Limit Line Margin Read Level Ant Factor Cable Loss Preamp Factor APos TPos Remark MHz dBuV/m dBuV/m dB dBuV dB/m dB dB cm deg 1 2447.00 90.26 ------ ------ 88.13 30.77 4.89 33.53 391 249 AVERAGE

Mode	104	
	Band Edge - R	
	2400-2483.5_802.11n HT40_CH08_2447MHz	
ANT	SISO 10	
Pol.	Vertical	Fundamental
Peak	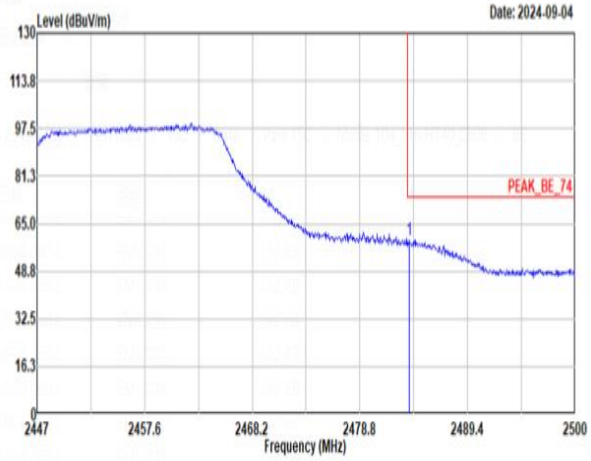 Freq Level Limit Line Margin Read Level Ant Factor Cable Loss Preamp Factor APos TPos Remark MHz dBuV/m dBuV/m dB dBuV dB/m dB dB cm deg 1 2483.62 59.19 74.00 -14.81 56.93 30.85 4.92 33.51 391 249 PEAK	Blank
Avg	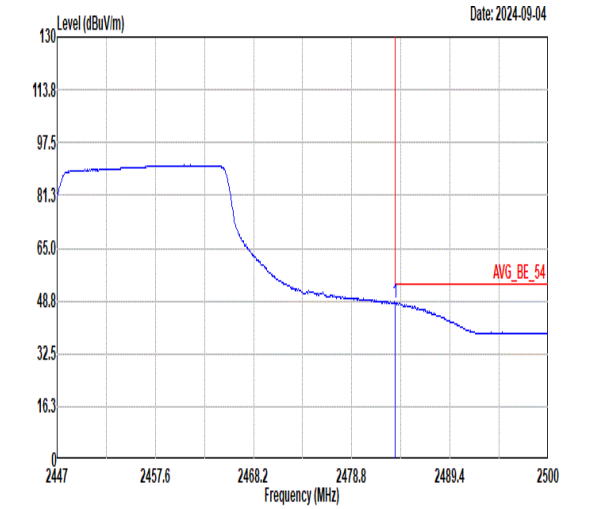 Freq Level Limit Line Margin Read Level Ant Factor Cable Loss Preamp Factor APos TPos Remark MHz dBuV/m dBuV/m dB dBuV dB/m dB dB cm deg 1 2483.52 48.07 54.00 -5.93 45.81 30.85 4.92 33.51 391 249 AVERAGE	Blank

Mode	105	
	Band Edge	
	2400-2483.5_802.11ax HE20_CH10_Full RU _2457MHz	
ANT	SISO 10	
Pol.	Horizontal	Fundamental
Peak	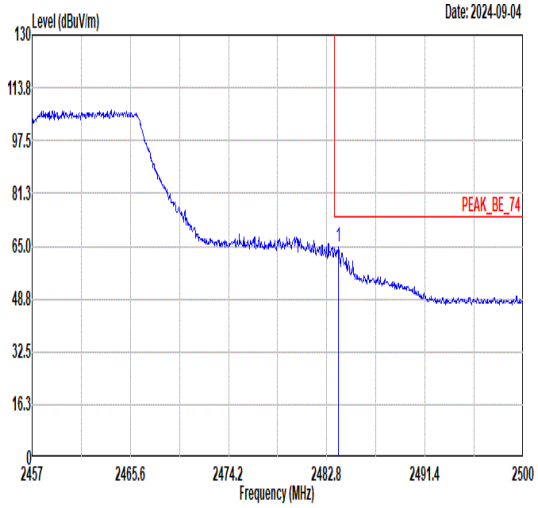 Freq Level Limit Line Margin Read Level Ant Factor Cable Loss Preamp Factor APos TPos Remark MHz dBuV/m dBuV/m dB dBuV dB/m dB dB cm deg 1 2483.79 64.74 74.00 -9.26 62.48 30.85 4.92 33.51 300 325 PEAK	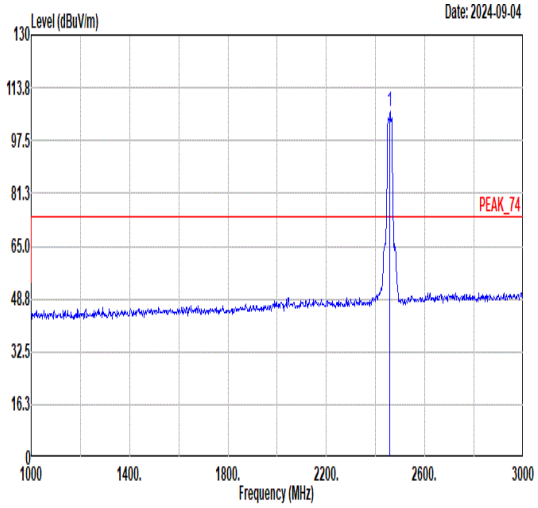 Freq Level Limit Line Margin Read Level Ant Factor Cable Loss Preamp Factor APos TPos Remark MHz dBuV/m dBuV/m dB dBuV dB/m dB dB cm deg 1 2457.00 106.47 ------ ------ 104.35 30.76 4.89 33.53 300 325 PEAK
Avg	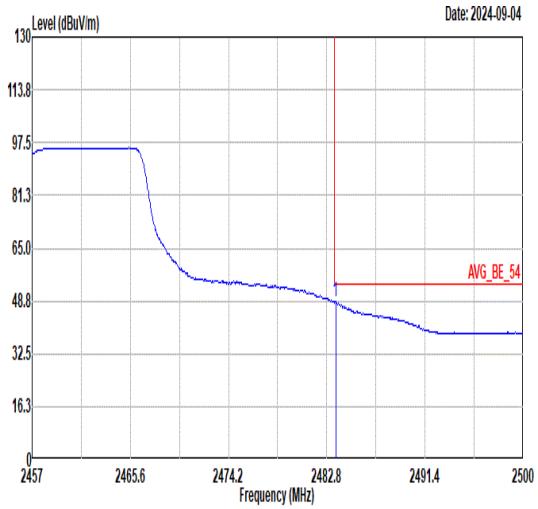 Freq Level Limit Line Margin Read Level Ant Factor Cable Loss Preamp Factor APos TPos Remark MHz dBuV/m dBuV/m dB dBuV dB/m dB dB cm deg 1 2483.57 48.61 54.00 -5.39 46.35 30.85 4.92 33.51 300 325 AVERAGE	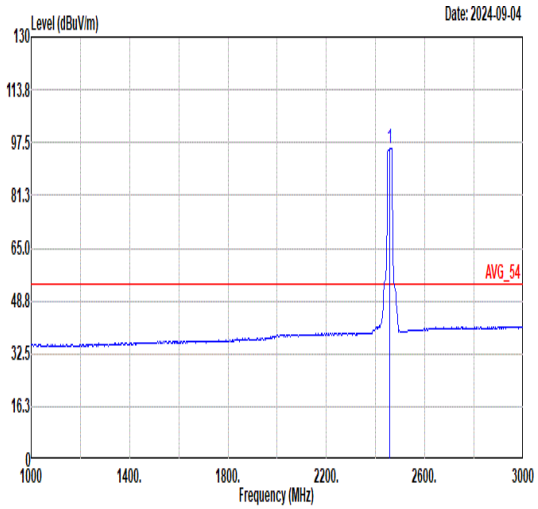 Freq Level Limit Line Margin Read Level Ant Factor Cable Loss Preamp Factor APos TPos Remark MHz dBuV/m dBuV/m dB dBuV dB/m dB dB cm deg 1 2457.00 95.74 ------ ------ 93.58 30.78 4.90 33.52 300 325 AVERAGE

Mode	105	
	Band Edge	
	2400-2483.5_802.11ax HE20_CH10_Full RU _2457MHz	
ANT	SISO 10	
Pol.	Vertical	Fundamental
Peak	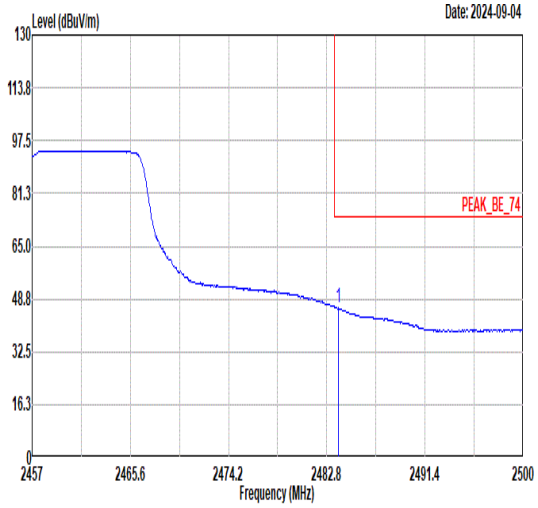 Freq Level Limit Line Margin Read Level Ant Factor Cable Loss Preamp Factor APos TPos Remark MHz dBuV/m dBuV/m dB dBuV dB/m dB dB cm deg 1 2483.79 46.30 74.00 -27.70 44.04 30.85 4.92 33.51 384 248 PEAK	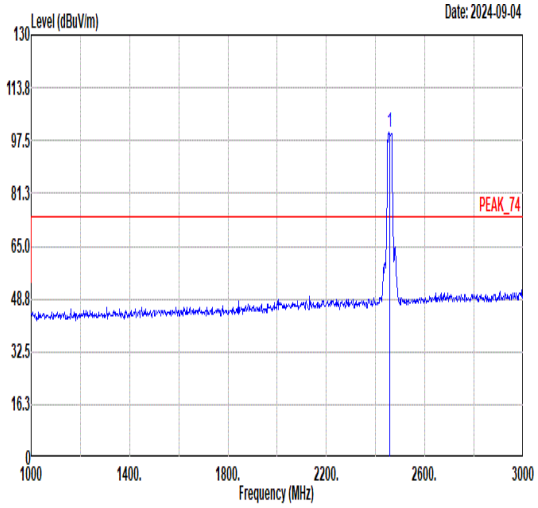 Freq Level Limit Line Margin Read Level Ant Factor Cable Loss Preamp Factor APos TPos Remark MHz dBuV/m dBuV/m dB dBuV dB/m dB dB cm deg 1 2457.00 100.12 ------ ------ 98.03 30.74 4.88 33.53 384 248 PEAK
Avg	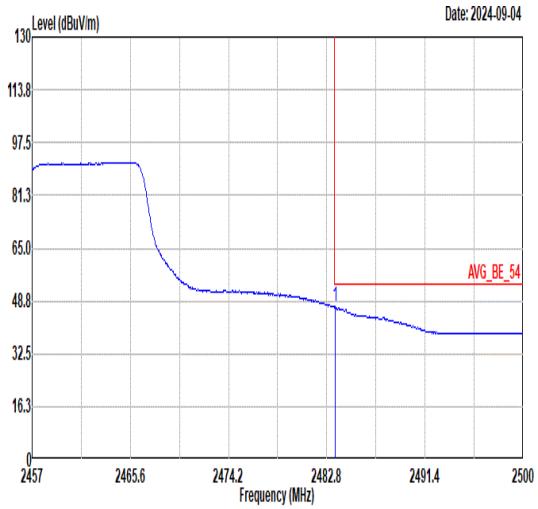 Freq Level Limit Line Margin Read Level Ant Factor Cable Loss Preamp Factor APos TPos Remark MHz dBuV/m dBuV/m dB dBuV dB/m dB dB cm deg 1 2483.53 46.92 54.00 -7.08 44.66 30.85 4.92 33.51 384 248 AVERAGE	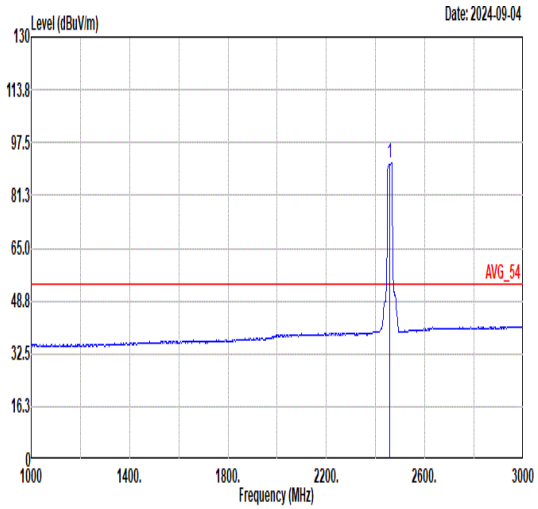 Freq Level Limit Line Margin Read Level Ant Factor Cable Loss Preamp Factor APos TPos Remark MHz dBuV/m dBuV/m dB dBuV dB/m dB dB cm deg 1 2457.00 91.23 ------ ------ 89.07 30.78 4.90 33.52 384 248 AVERAGE