Mode	39	
	Band Edge	
	2400-2483.5_802.11n HT20_CH11_2462MHz	
ANT	CDD 13+10	
Pol.	Horizontal	Fundamental
Peak	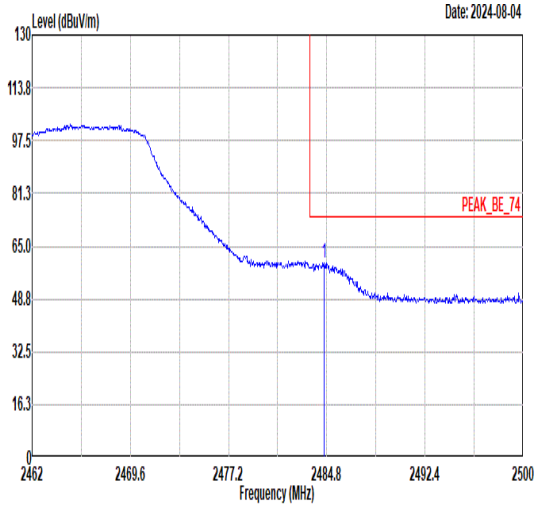 Freq Level Limit Line Margin Read Level Ant Factor Cable Loss Preamp Factor APos TPos Remark MHz dBuV/m dBuV/m dB dBuV dB/m dB dB cm deg 1 2484.57 59.71 74.00 -14.29 57.44 30.86 4.92 33.51 372 0 PEAK	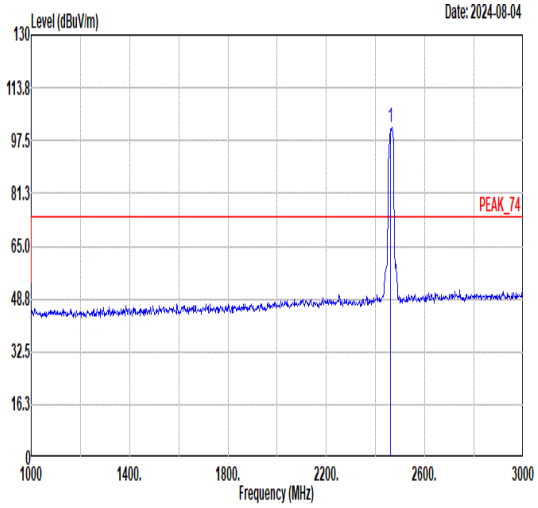 Freq Level Limit Line Margin Read Level Ant Factor Cable Loss Preamp Factor APos TPos Remark MHz dBuV/m dBuV/m dB dBuV dB/m dB dB cm deg 1 2462.00 101.78 ------ ------ 99.61 30.79 4.90 33.52 372 0 PEAK
Avg	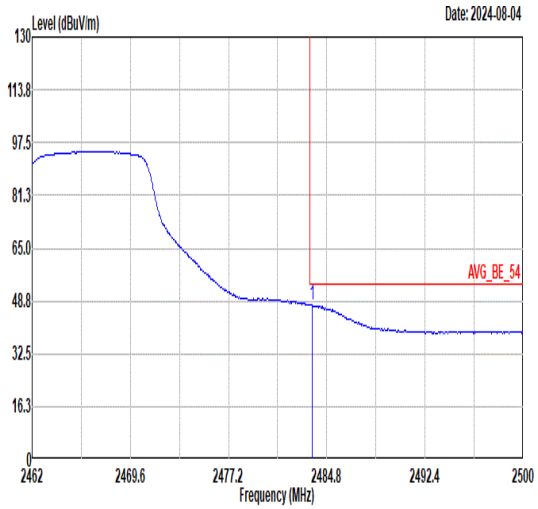 Freq Level Limit Line Margin Read Level Ant Factor Cable Loss Preamp Factor APos TPos Remark MHz dBuV/m dBuV/m dB dBuV dB/m dB dB cm deg 1 2483.70 47.56 54.00 -6.44 45.30 30.85 4.92 33.51 372 0 AVERAGE	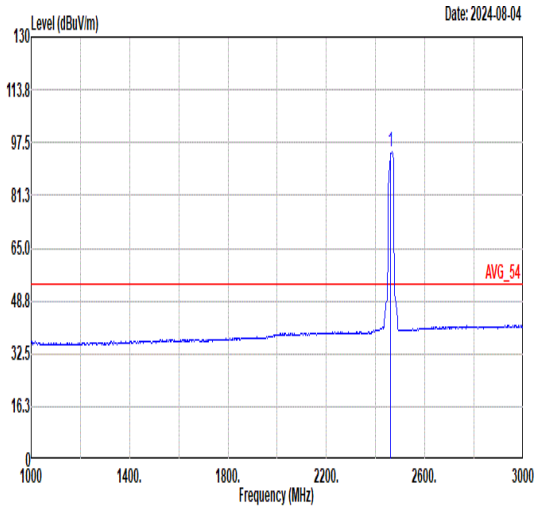 Freq Level Limit Line Margin Read Level Ant Factor Cable Loss Preamp Factor APos TPos Remark MHz dBuV/m dBuV/m dB dBuV dB/m dB dB cm deg 1 2462.00 94.81 ------ ------ 92.64 30.79 4.90 33.52 372 0 AVERAGE

Mode	39	
	Band Edge	
	2400-2483.5_802.11n HT20_CH11_2462MHz	
ANT	CDD 13+10	
Pol.	Vertical	Fundamental
Peak	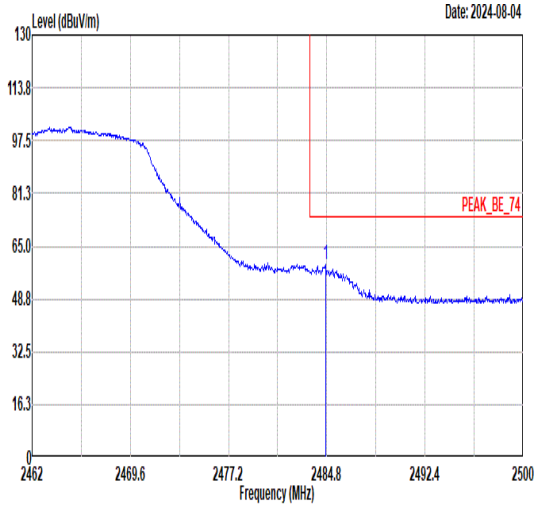 Freq Level Limit Line Margin Read Level Ant Factor Cable Loss Preamp Factor APos TPos Remark MHz dBuV/m dBuV/m dB dBuV dB/m dB dB cm deg 1 2484.72 59.19 74.00 -14.81 56.92 30.86 4.92 33.51 398 280 PEAK	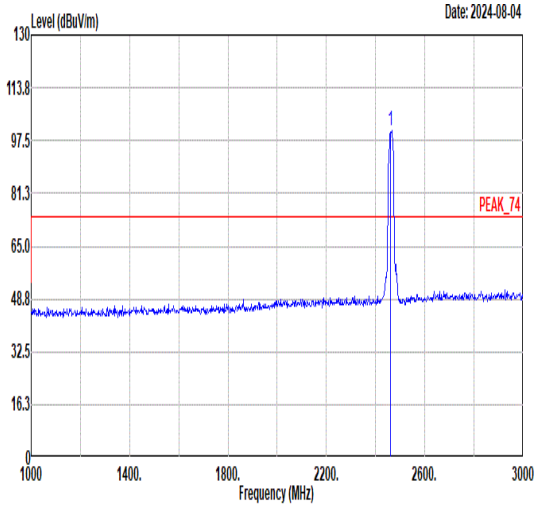 Freq Level Limit Line Margin Read Level Ant Factor Cable Loss Preamp Factor APos TPos Remark MHz dBuV/m dBuV/m dB dBuV dB/m dB dB cm deg 1 2462.00 100.36 ------ ------ 98.20 30.78 4.90 33.52 398 280 PEAK
Avg	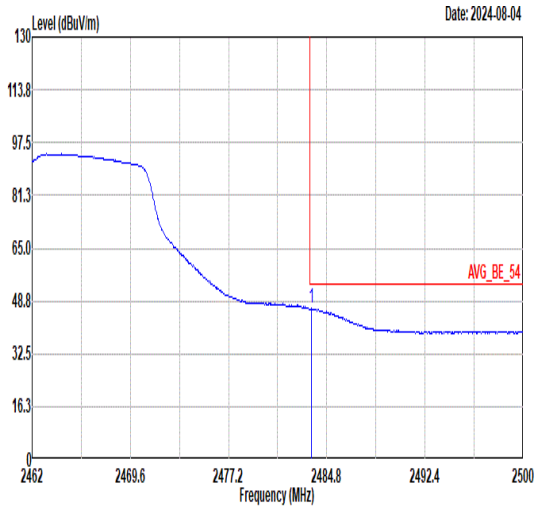 Freq Level Limit Line Margin Read Level Ant Factor Cable Loss Preamp Factor APos TPos Remark MHz dBuV/m dBuV/m dB dBuV dB/m dB dB cm deg 1 2483.62 46.38 54.00 -7.62 44.12 30.85 4.92 33.51 398 280 AVERAGE	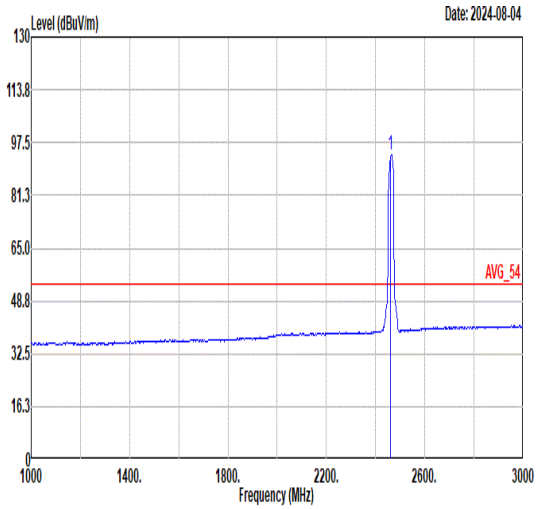 Freq Level Limit Line Margin Read Level Ant Factor Cable Loss Preamp Factor APos TPos Remark MHz dBuV/m dBuV/m dB dBuV dB/m dB dB cm deg 1 2462.00 93.63 ------ ------ 91.49 30.77 4.89 33.52 398 280 AVERAGE

Mode	39	
	Harmonic	
	2400-2483.5_802.11n HT20_CH11_2462MHz	
ANT	CDD 13+10	
Pol.	Horizontal	Vertical
Peak Avg	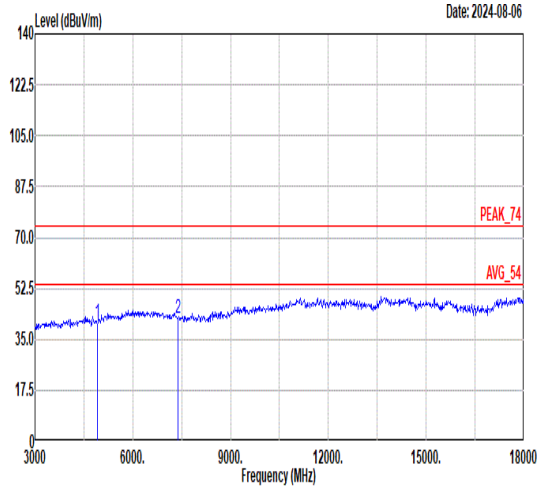 Freq Level Limit Line Margin Read Level Ant Factor Cable Loss Preamp Factor APos TPos Remark MHz dBuV/m dBuV/m dB dBuV dB/m dB dB cm deg 1 4924.00 40.49 74.00 -33.51 63.57 34.40 7.79 65.27 -- -- Peak 2 7386.00 42.31 74.00 -31.69 62.31 35.42 9.17 64.59 -- -- Peak	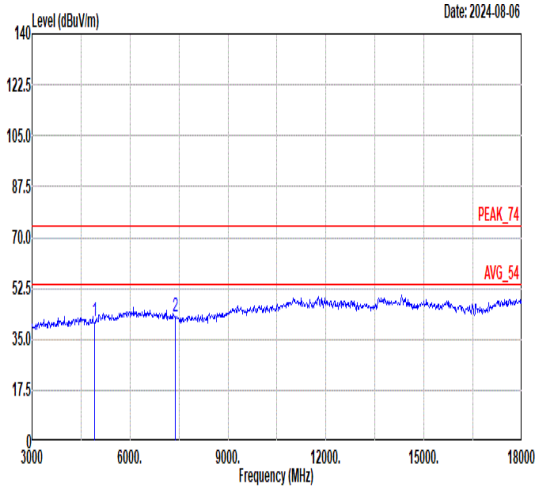 Freq Level Limit Line Margin Read Level Ant Factor Cable Loss Preamp Factor APos TPos Remark MHz dBuV/m dBuV/m dB dBuV dB/m dB dB cm deg 1 4924.00 41.37 74.00 -32.63 64.45 34.40 7.79 65.27 -- -- Peak 2 7386.00 42.92 74.00 -31.08 62.92 35.42 9.17 64.59 -- -- Peak

Mode	40	
	Band Edge - L	
	2400-2483.5_802.11n HT40_CH03_2422MHz	
ANT	CDD 13+10	
Pol.	Horizontal	Fundamental
Peak	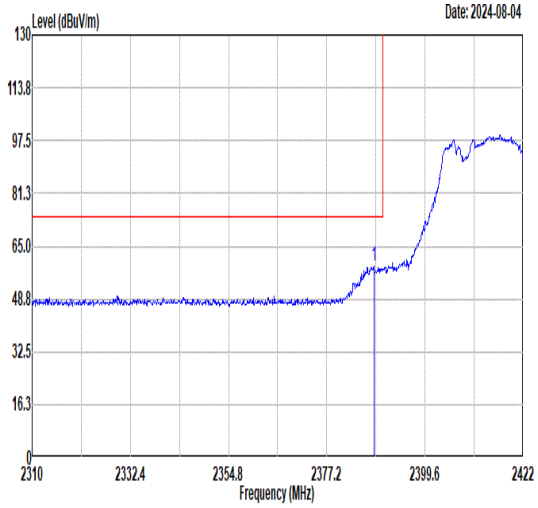 Freq Level Limit Line Margin Read Level Ant Factor Cable Loss Preamp Factor APos TPos Remark MHz dBuV/m dBuV/m dB dBuV dB/m dB dB cm deg 1 2387.95 58.95 74.00 -15.05 57.12 30.61 4.79 33.57 343 259 PEAK	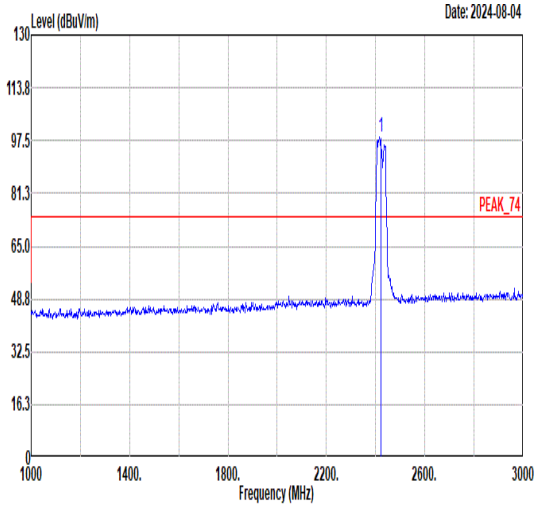 Freq Level Limit Line Margin Read Level Ant Factor Cable Loss Preamp Factor APos TPos Remark MHz dBuV/m dBuV/m dB dBuV dB/m dB dB cm deg 1 2422.00 98.67 ------ ------ 96.75 30.64 4.83 33.55 343 259 PEAK
Avg	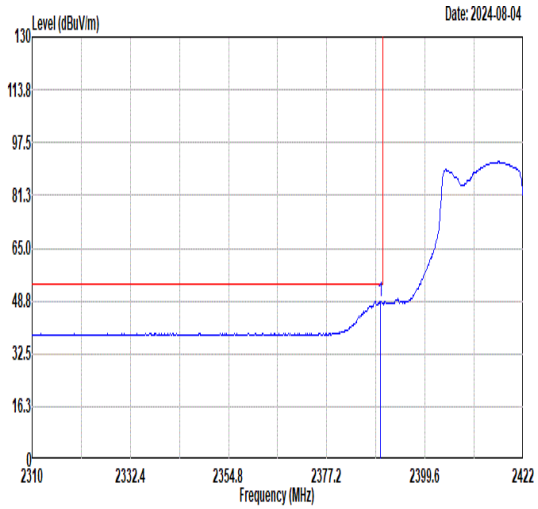 Freq Level Limit Line Margin Read Level Ant Factor Cable Loss Preamp Factor APos TPos Remark MHz dBuV/m dBuV/m dB dBuV dB/m dB dB cm deg 1 2389.52 48.53 54.00 -5.47 46.69 30.61 4.80 33.57 343 259 AVERAGE	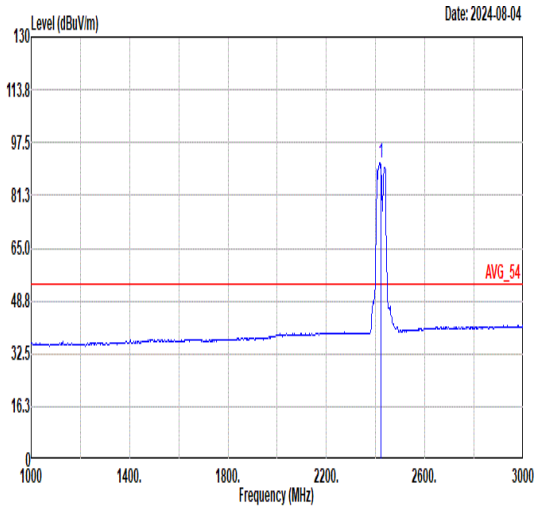 Freq Level Limit Line Margin Read Level Ant Factor Cable Loss Preamp Factor APos TPos Remark MHz dBuV/m dBuV/m dB dBuV dB/m dB dB cm deg 1 2422.00 91.29 ------ ------ 89.37 30.64 4.83 33.55 343 259 AVERAGE

Mode	40	
	Band Edge - R	
	2400-2483.5_802.11n HT40_CH03_2422MHz	
ANT	CDD 13+10	
Pol.	Horizontal	Fundamental
Peak	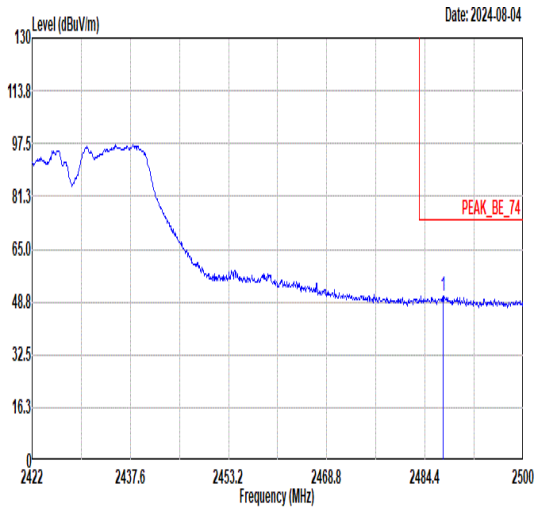 Freq Level Limit Line Margin Read Level Ant Factor Cable Loss Preamp Factor APos TPos Remark MHz dBuV/m dBuV/m dB dBuV dB/m dB dB cm deg 1 2487.29 50.66 74.00 -23.34 48.37 30.87 4.93 33.51 343 259 PEAK	Blank
Avg	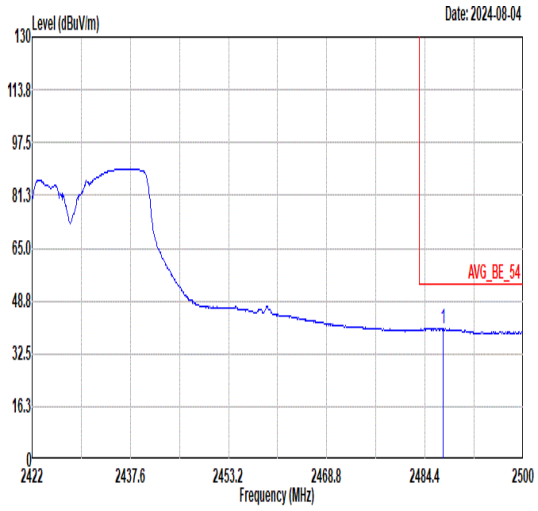 Freq Level Limit Line Margin Read Level Ant Factor Cable Loss Preamp Factor APos TPos Remark MHz dBuV/m dBuV/m dB dBuV dB/m dB dB cm deg 1 2487.29 40.18 54.00 -13.82 37.89 30.87 4.93 33.51 343 259 AVERAGE	Blank

Mode	40	
	Band Edge - L	
	2400-2483.5_802.11n HT40_CH03_2422MHz	
ANT	CDD 13+10	
Pol.	Vertical	Fundamental
Peak	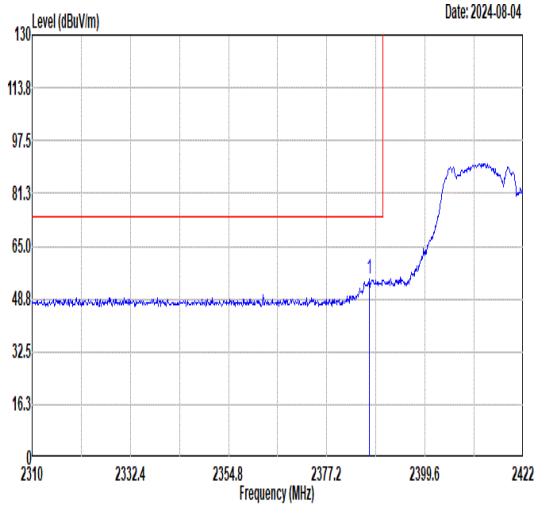 Limit Read Ant Cable Preamp APos TPos Freq Level Line Margin Level Factor Loss Factor Remark MHz dBuV/m dBuV/m dB dBuV dB/m dB dB cm deg 1 2386.94 54.71 74.00 -19.29 52.88 30.61 4.79 33.57 400 235 PEAK	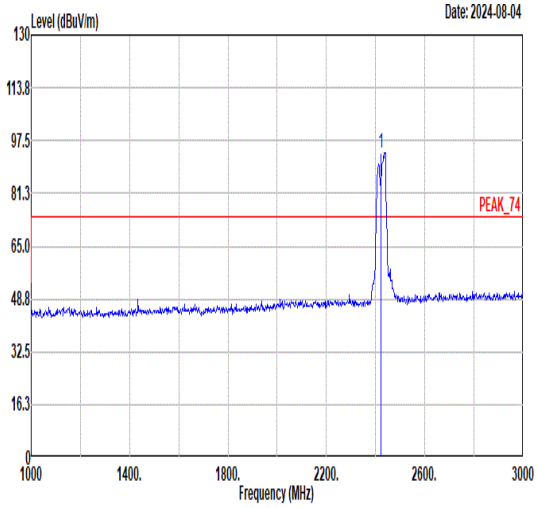 Limit Read Ant Cable Preamp APos TPos Freq Level Line Margin Level Factor Loss Factor Remark MHz dBuV/m dBuV/m dB dBuV dB/m dB dB cm deg 1 2422.00 93.88 ------ ------ 91.87 30.69 4.86 33.54 400 235 PEAK
Avg	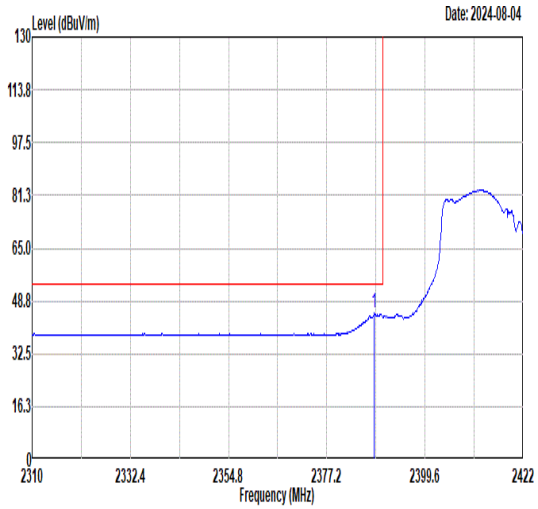 Limit Read Ant Cable Preamp APos TPos Freq Level Line Margin Level Factor Loss Factor Remark MHz dBuV/m dBuV/m dB dBuV dB/m dB dB cm deg 1 2388.06 44.91 54.00 -9.09 43.08 30.61 4.79 33.57 400 235 AVERAGE	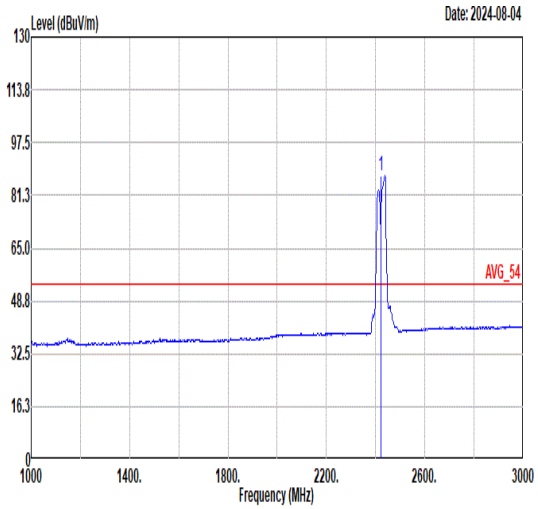 Limit Read Ant Cable Preamp APos TPos Freq Level Line Margin Level Factor Loss Factor Remark MHz dBuV/m dBuV/m dB dBuV dB/m dB dB cm deg 1 2422.00 87.12 ------ ------ 85.11 30.69 4.86 33.54 400 235 AVERAGE

Mode	40	
	Band Edge - R	
	2400-2483.5_802.11n HT40_CH03_2422MHz	
ANT	CDD 13+10	
Pol.	Vertical	Fundamental
Peak	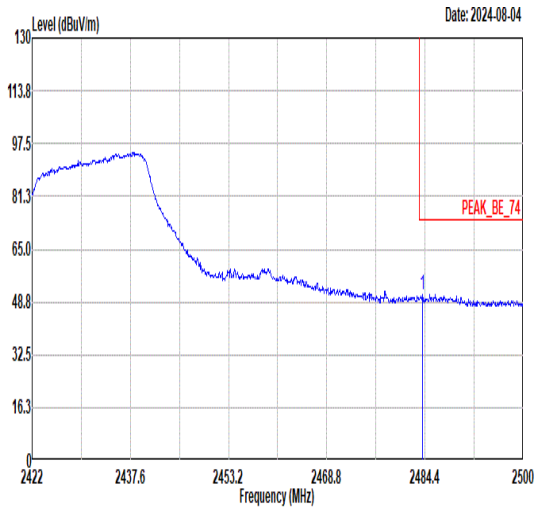 Freq Level Limit Line Margin Read Level Ant Factor Cable Loss Preamp Factor APos TPos Remark MHz dBuV/m dBuV/m dB dBuV dB/m dB dB cm deg 1 2484.01 51.14 74.00 -22.86 48.88 30.85 4.92 33.51 400 235 PEAK	Blank
Avg	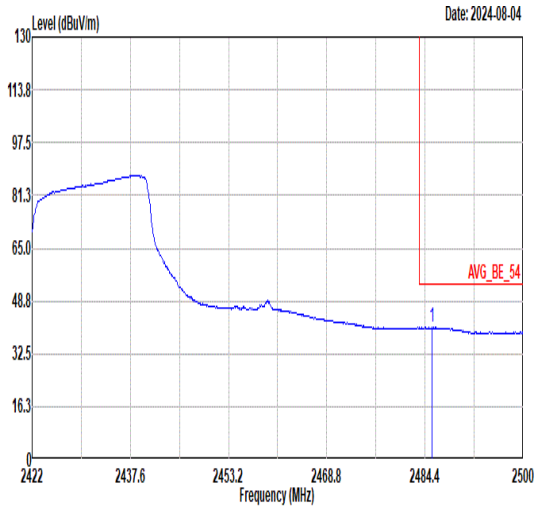 Freq Level Limit Line Margin Read Level Ant Factor Cable Loss Preamp Factor APos TPos Remark MHz dBuV/m dBuV/m dB dBuV dB/m dB dB cm deg 1 2485.49 40.57 54.00 -13.43 38.30 30.86 4.92 33.51 400 235 AVERAGE	Blank

Mode	41	
	Band Edge - L	
	2400-2483.5_802.11n HT40_CH09_2452MHz	
ANT	CDD 13+10	
Pol.	Horizontal	Fundamental
Peak	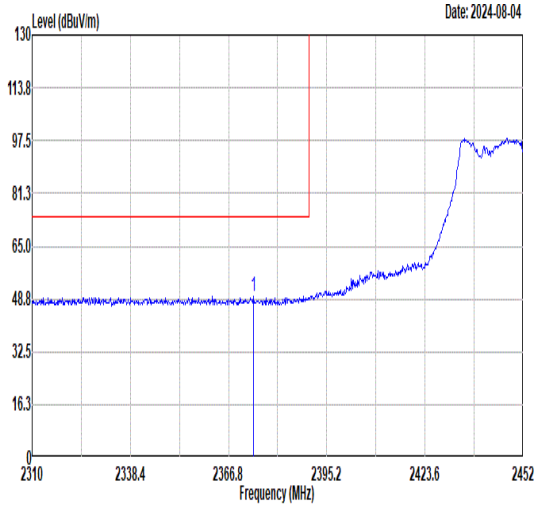 Freq Level Limit Line Margin Read Level Ant Factor Cable Loss Preamp Factor APos TPos Remark MHz dBuV/m dBuV/m dB dBuV dB/m dB dB cm deg 1 2373.90 49.45 74.00 -24.55 47.61 30.64 4.78 33.58 100 292 PEAK	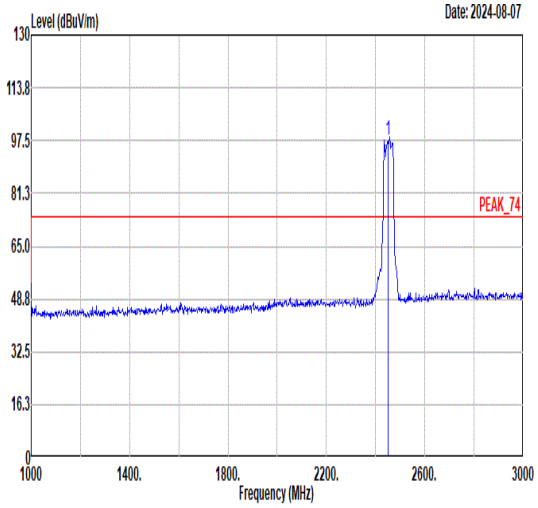 Freq Level Limit Line Margin Read Level Ant Factor Cable Loss Preamp Factor APos TPos Remark MHz dBuV/m dBuV/m dB dBuV dB/m dB dB cm deg 1 2452.00 97.48 ------ ------ 95.38 30.75 4.88 33.53 100 292 PEAK
Avg	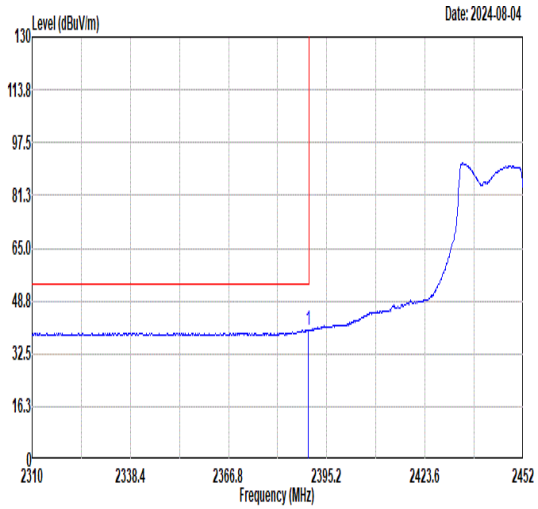 Freq Level Limit Line Margin Read Level Ant Factor Cable Loss Preamp Factor APos TPos Remark MHz dBuV/m dBuV/m dB dBuV dB/m dB dB cm deg 1 2389.95 39.86 54.00 -14.14 38.02 30.61 4.80 33.57 100 292 AVERAGE	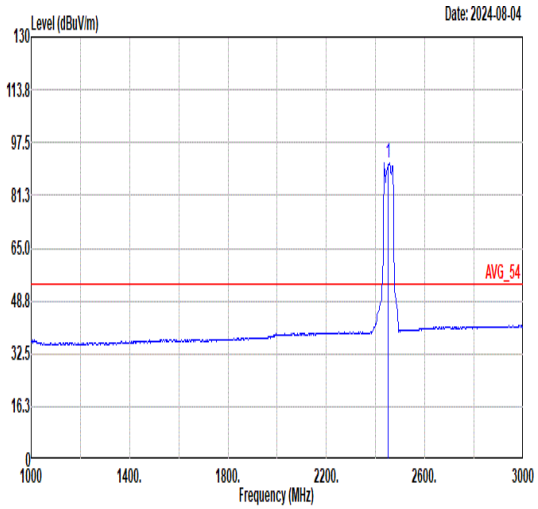 Freq Level Limit Line Margin Read Level Ant Factor Cable Loss Preamp Factor APos TPos Remark MHz dBuV/m dBuV/m dB dBuV dB/m dB dB cm deg 1 2452.00 91.32 ------ ------ 89.23 30.74 4.88 33.53 100 292 AVERAGE

Mode	41	
	Band Edge - R	
	2400-2483.5_802.11n HT40_CH09_2452MHz	
ANT	CDD 13+10	
Pol.	Horizontal	Fundamental
Peak	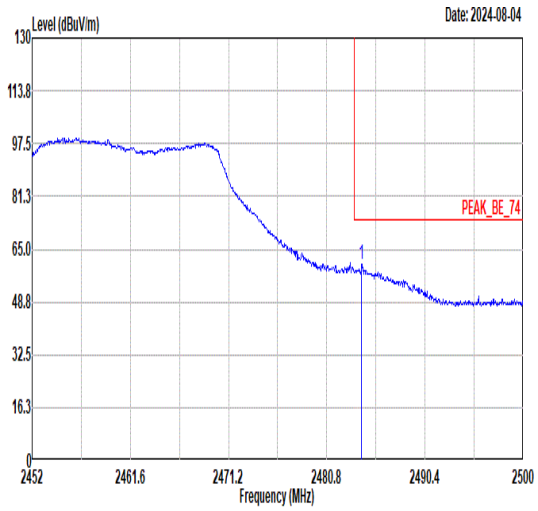 Freq Level Limit Line Margin Read Level Ant Factor Cable Loss Preamp Factor APos TPos Remark MHz dBuV/m dBuV/m dB dBuV dB/m dB dB cm deg 1 2484.21 60.34 74.00 -13.66 58.08 30.85 4.92 33.51 100 292 PEAK	Blank
Avg	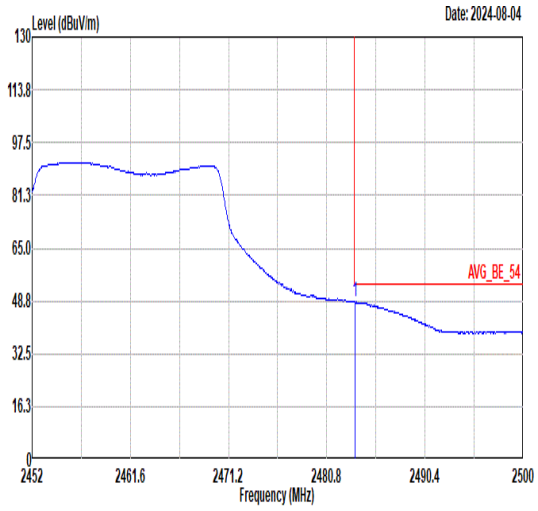 Freq Level Limit Line Margin Read Level Ant Factor Cable Loss Preamp Factor APos TPos Remark MHz dBuV/m dBuV/m dB dBuV dB/m dB dB cm deg 1 2483.54 48.53 54.00 -5.47 46.27 30.85 4.92 33.51 100 292 AVERAGE	Blank

Mode	41	
	Band Edge - L	
	2400-2483.5_802.11n HT40_CH09_2452MHz	
ANT	CDD 13+10	
Pol.	Vertical	Fundamental
Peak	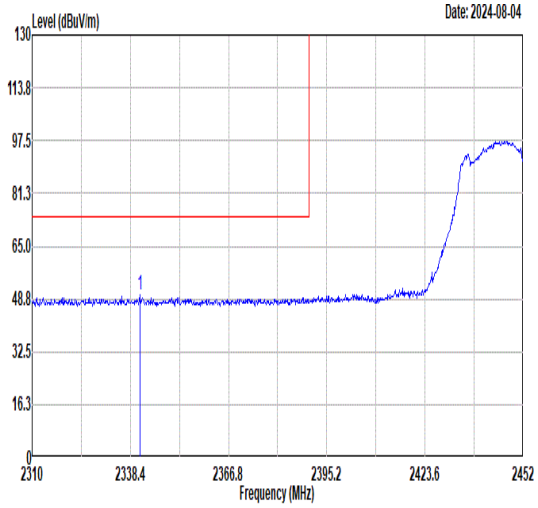 Freq Level Limit Line Margin Read Level Ant Factor Cable Loss Preamp Factor APos TPos Remark MHz dBuV/m dBuV/m dB dBuV dB/m dB dB cm deg 1 2341.10 50.13 74.00 -23.87 48.28 30.70 4.75 33.60 400 247 PEAK	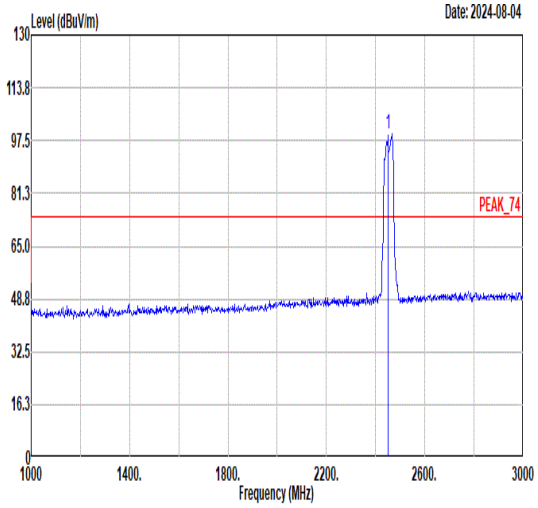 Freq Level Limit Line Margin Read Level Ant Factor Cable Loss Preamp Factor APos TPos Remark MHz dBuV/m dBuV/m dB dBuV dB/m dB dB cm deg 1 2452.00 99.78 ------ ------ 97.62 30.78 4.90 33.52 400 247 PEAK
Avg	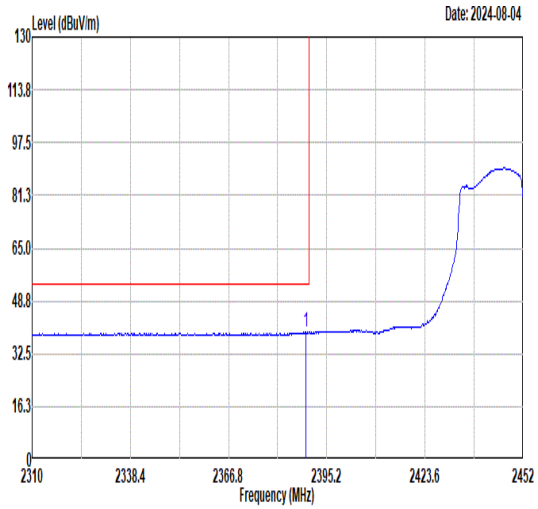 Freq Level Limit Line Margin Read Level Ant Factor Cable Loss Preamp Factor APos TPos Remark MHz dBuV/m dBuV/m dB dBuV dB/m dB dB cm deg 1 2389.24 39.05 54.00 -14.95 37.22 30.61 4.79 33.57 400 247 AVERAGE	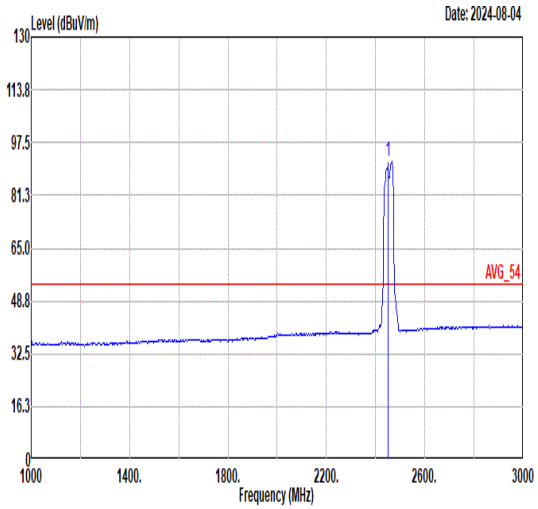 Freq Level Limit Line Margin Read Level Ant Factor Cable Loss Preamp Factor APos TPos Remark MHz dBuV/m dBuV/m dB dBuV dB/m dB dB cm deg 1 2452.00 91.56 ------ ------ 89.40 30.78 4.90 33.52 400 247 AVERAGE

Mode	41	
	Band Edge - R	
	2400-2483.5_802.11n HT40_CH09_2452MHz	
ANT	CDD 13+10	
Pol.	Vertical	Fundamental
Peak	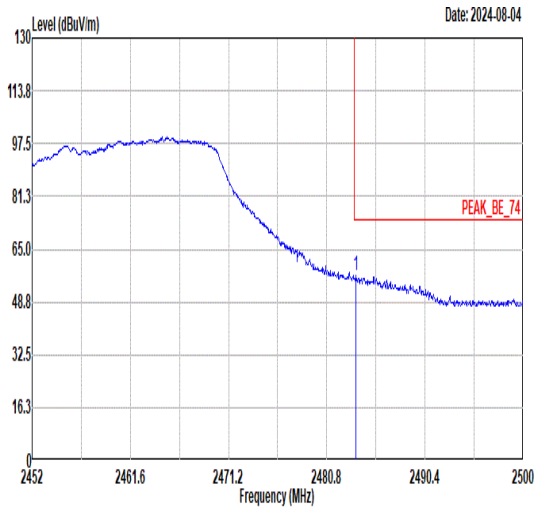 Freq Level Limit Line Margin Read Level Ant Factor Cable Loss Preamp Factor APos TPos Remark MHz dBuV/m dBuV/m dB dBuV dB/m dB dB cm deg 1 2483.63 56.71 74.00 -17.29 54.45 30.85 4.92 33.51 400 247 PEAK	Blank
Avg	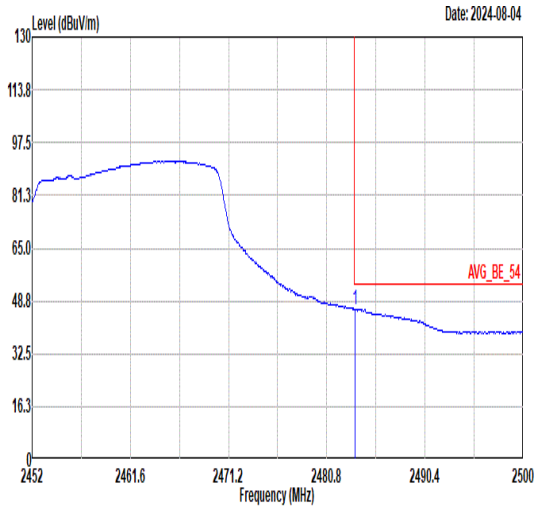 Freq Level Limit Line Margin Read Level Ant Factor Cable Loss Preamp Factor APos TPos Remark MHz dBuV/m dBuV/m dB dBuV dB/m dB dB cm deg 1 2483.54 46.26 54.00 -7.74 44.00 30.85 4.92 33.51 400 247 AVERAGE	Blank

Mode	42	
	Band Edge	
	2400-2483.5_802.11ax HE20_CH01_Full RU _2412MHz	
ANT	CDD 13+10	
Pol.	Horizontal	Fundamental
Peak	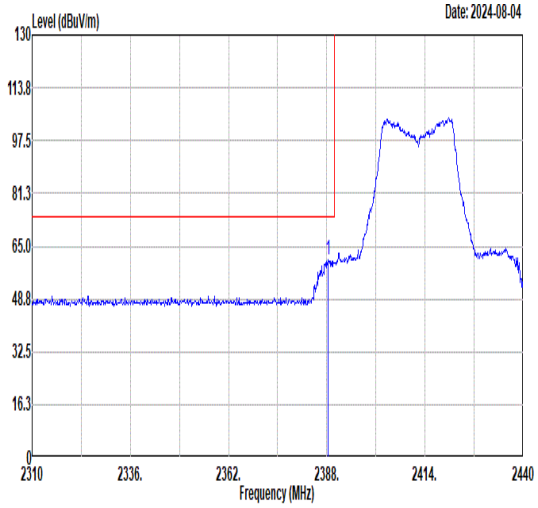 Freq Level Limit Line Margin Read Level Ant Factor Cable Loss Preamp Factor APos TPos Remark MHz dBuV/m dBuV/m dB dBuV dB/m dB dB cm deg 1 2388.26 60.70 74.00 -13.30 58.87 30.61 4.79 33.57 305 140 PEAK	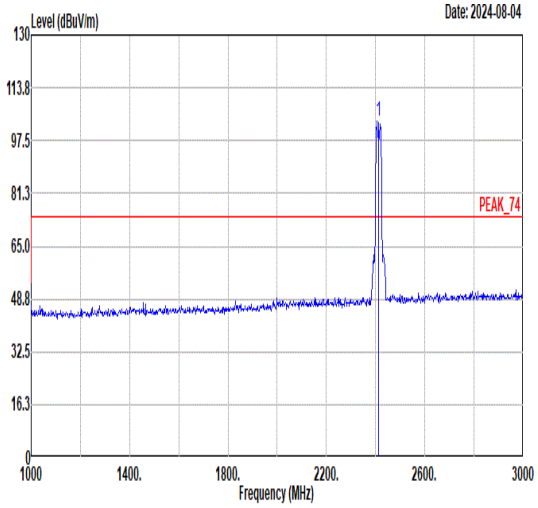 Freq Level Limit Line Margin Read Level Ant Factor Cable Loss Preamp Factor APos TPos Remark MHz dBuV/m dBuV/m dB dBuV dB/m dB dB cm deg 1 2412.00 103.43 ------ ------ 101.56 30.62 4.81 33.56 305 140 PEAK
Avg	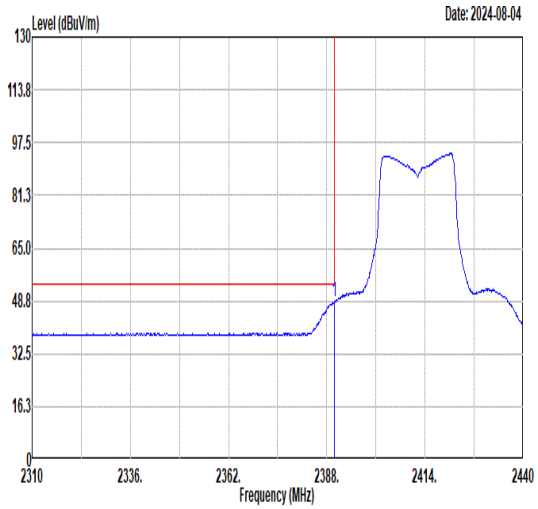 Freq Level Limit Line Margin Read Level Ant Factor Cable Loss Preamp Factor APos TPos Remark MHz dBuV/m dBuV/m dB dBuV dB/m dB dB cm deg 1 2389.95 48.41 54.00 -5.59 46.57 30.61 4.80 33.57 305 140 AVERAGE	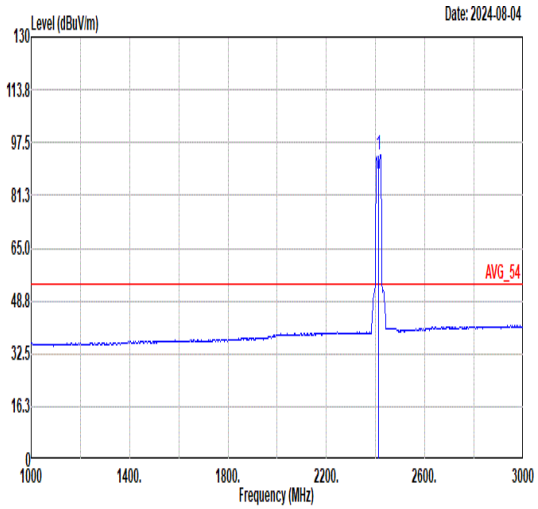 Freq Level Limit Line Margin Read Level Ant Factor Cable Loss Preamp Factor APos TPos Remark MHz dBuV/m dBuV/m dB dBuV dB/m dB dB cm deg 1 2412.00 93.91 ------ ------ 91.98 30.65 4.83 33.55 305 140 AVERAGE

Mode	42	
	Band Edge	
	2400-2483.5_802.11ax HE20_CH01_Full RU _2412MHz	
ANT	CDD 13+10	
Pol.	Vertical	Fundamental
Peak	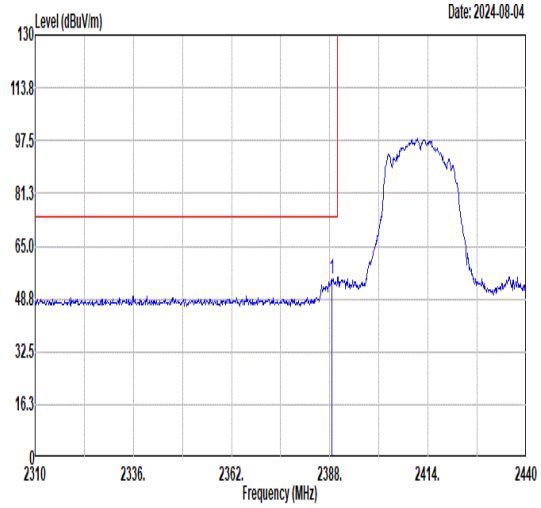 Freq Level Limit Line Margin Read Level Ant Factor Cable Loss Preamp Factor APos TPos Remark MHz dBuV/m dBuV/m dB dBuV dB/m dB dB cm deg 1 2388.65 54.80 74.00 -19.20 52.97 30.61 4.79 33.57 346 278 PEAK	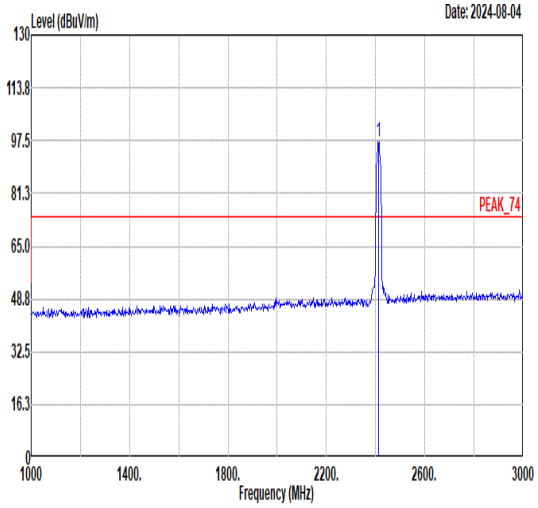 Freq Level Limit Line Margin Read Level Ant Factor Cable Loss Preamp Factor APos TPos Remark MHz dBuV/m dBuV/m dB dBuV dB/m dB dB cm deg 1 2412.00 97.07 ------ ------ 95.18 30.63 4.82 33.56 346 278 PEAK
Avg	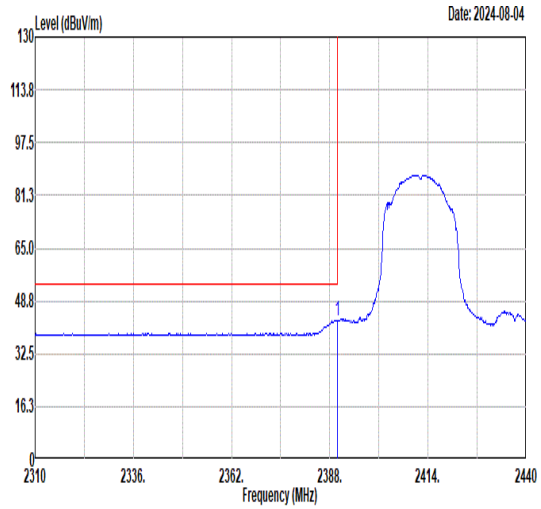 Freq Level Limit Line Margin Read Level Ant Factor Cable Loss Preamp Factor APos TPos Remark MHz dBuV/m dBuV/m dB dBuV dB/m dB dB cm deg 1 2389.95 42.92 54.00 -11.08 41.08 30.61 4.80 33.57 346 278 AVERAGE	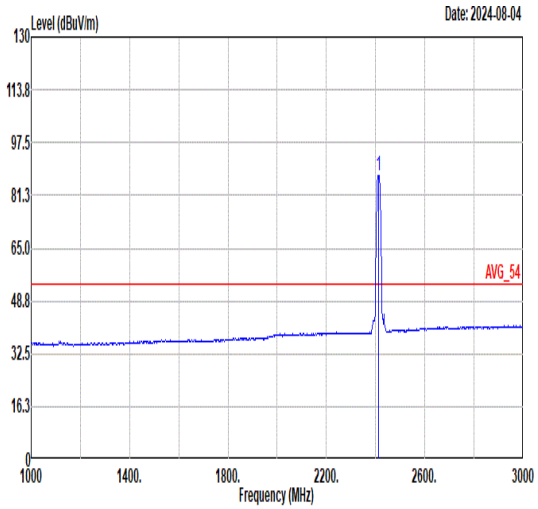 Freq Level Limit Line Margin Read Level Ant Factor Cable Loss Preamp Factor APos TPos Remark MHz dBuV/m dBuV/m dB dBuV dB/m dB dB cm deg 1 2412.00 87.44 ------ ------ 85.53 30.64 4.82 33.55 346 278 AVERAGE

Mode	42	
	Harmonic	
	2400-2483.5_802.11ax HE20_CH01_Full RU _2412MHz	
ANT	CDD 13+10	
Pol.	Horizontal	Vertical
Peak Avg	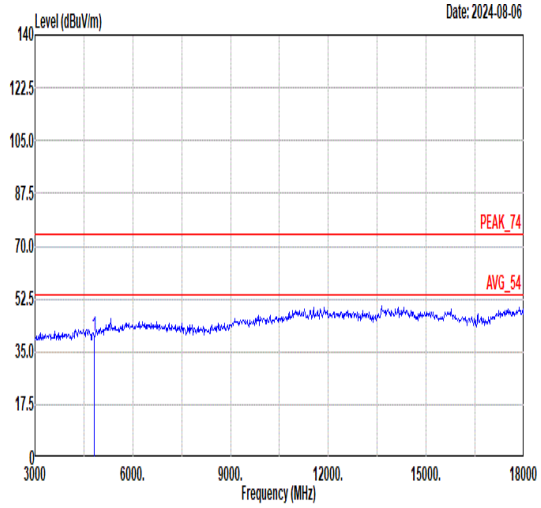 Freq Level Limit Line Margin Read Level Ant Factor Cable Loss Preamp Factor APos TPos Remark MHz dBuV/m dBuV/m dB dBuV dB/m dB dB cm deg 1 4824.00 40.32 74.00 -33.68 63.54 34.26 7.75 65.23 -- -- Peak	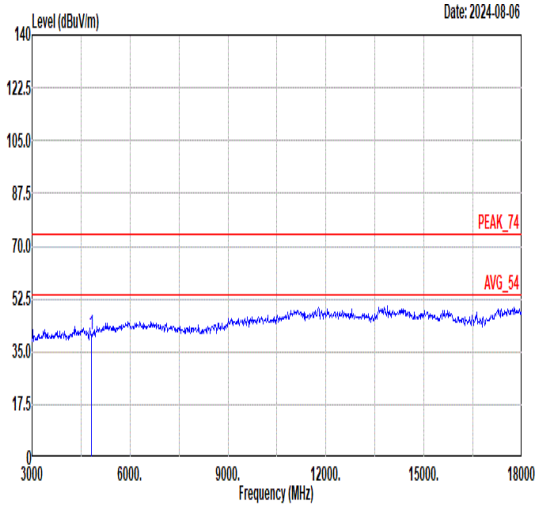 Freq Level Limit Line Margin Read Level Ant Factor Cable Loss Preamp Factor APos TPos Remark MHz dBuV/m dBuV/m dB dBuV dB/m dB dB cm deg 1 4824.00 40.66 74.00 -33.34 63.88 34.26 7.75 65.23 -- -- Peak

Mode	43	
	Harmonic	
	2400-2483.5_802.11ax HE20_CH06_Full RU _2437MHz	
ANT	CDD 13+10	
Pol.	Horizontal	Vertical
Peak Avg	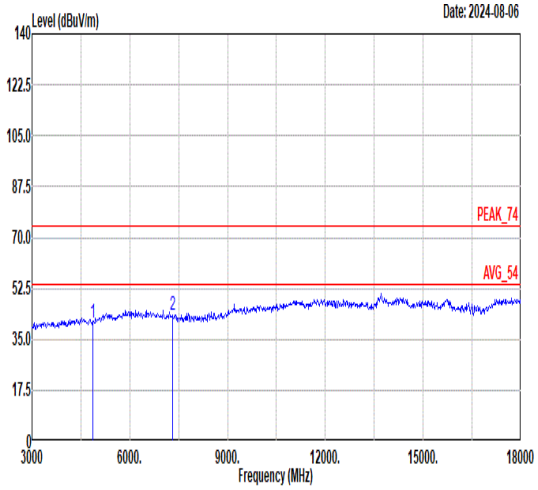 Freq Level Limit Line Margin Read Level Ant Factor Cable Loss Preamp Factor APos TPos Remark MHz dBuV/m dBuV/m dB dBuV dB/m dB dB cm deg 1 4874.00 40.91 74.00 -33.09 64.06 34.33 7.77 65.25 -- -- Peak 2 7311.00 43.54 74.00 -30.46 63.82 35.44 8.93 64.65 -- -- Peak	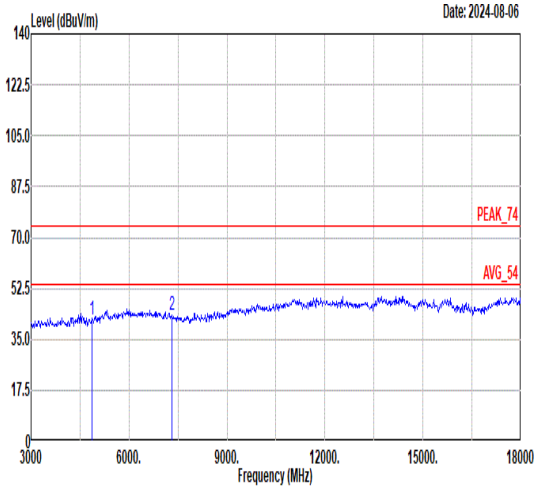 Freq Level Limit Line Margin Read Level Ant Factor Cable Loss Preamp Factor APos TPos Remark MHz dBuV/m dBuV/m dB dBuV dB/m dB dB cm deg 1 4874.00 41.74 74.00 -32.26 64.89 34.33 7.77 65.25 -- -- Peak 2 7311.00 43.21 74.00 -30.79 63.49 35.44 8.93 64.65 -- -- Peak

Mode	44	
	Band Edge	
	2400-2483.5_802.11ax HE20_CH11_Full RU _2462MHz	
ANT	CDD 13+10	
Pol.	Horizontal	Fundamental
Peak	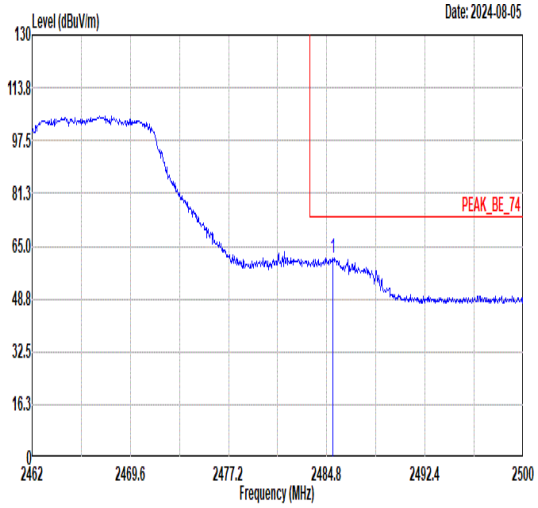 Freq Level Limit Line Margin Read Level Ant Factor Cable Loss Preamp Factor APos TPos Remark MHz dBuV/m dBuV/m dB dBuV dB/m dB dB cm deg 1 2485.26 61.34 74.00 -12.66 59.07 30.86 4.92 33.51 374 360 PEAK	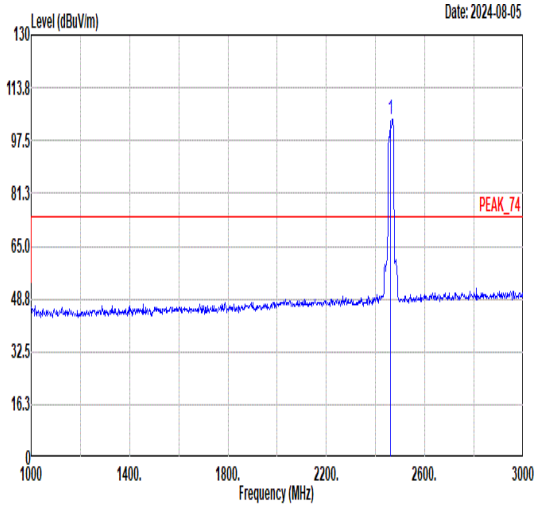 Freq Level Limit Line Margin Read Level Ant Factor Cable Loss Preamp Factor APos TPos Remark MHz dBuV/m dBuV/m dB dBuV dB/m dB dB cm deg 1 2462.00 103.96 ------ ------ 101.79 30.79 4.90 33.52 374 360 PEAK
Avg	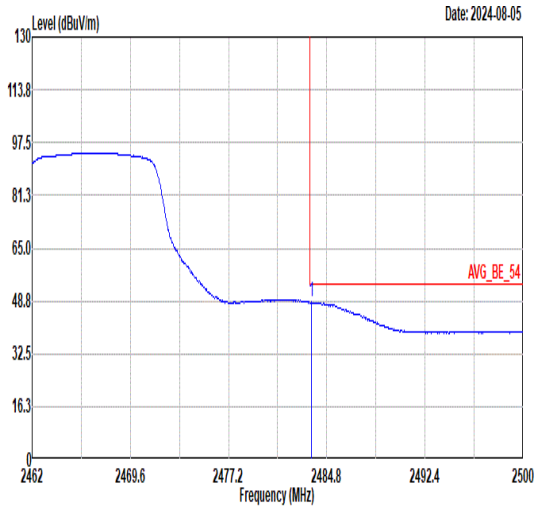 Freq Level Limit Line Margin Read Level Ant Factor Cable Loss Preamp Factor APos TPos Remark MHz dBuV/m dBuV/m dB dBuV dB/m dB dB cm deg 1 2483.58 48.35 54.00 -5.65 46.09 30.85 4.92 33.51 374 360 AVERAGE	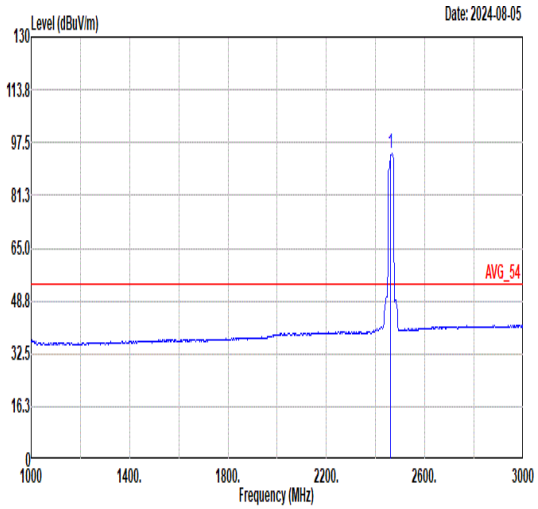 Freq Level Limit Line Margin Read Level Ant Factor Cable Loss Preamp Factor APos TPos Remark MHz dBuV/m dBuV/m dB dBuV dB/m dB dB cm deg 1 2462.00 94.16 ------ ------ 91.99 30.79 4.90 33.52 374 360 AVERAGE

Mode	44	
	Band Edge	
	2400-2483.5_802.11ax HE20_CH11_Full RU _2462MHz	
ANT	CDD 13+10	
Pol.	Vertical	Fundamental
Peak	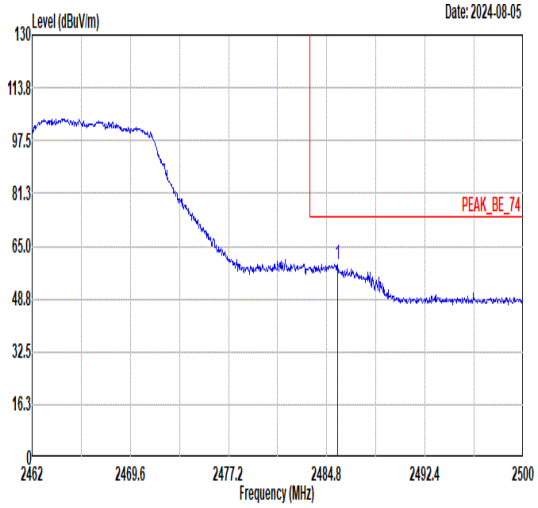 Freq Level Limit Line Margin Read Level Ant Factor Cable Loss Preamp Factor APos TPos Remark MHz dBuV/m dBuV/m dB dBuV dB/m dB dB cm deg 1 2485.64 59.49 74.00 -14.51 57.22 30.86 4.92 33.51 400 285 PEAK	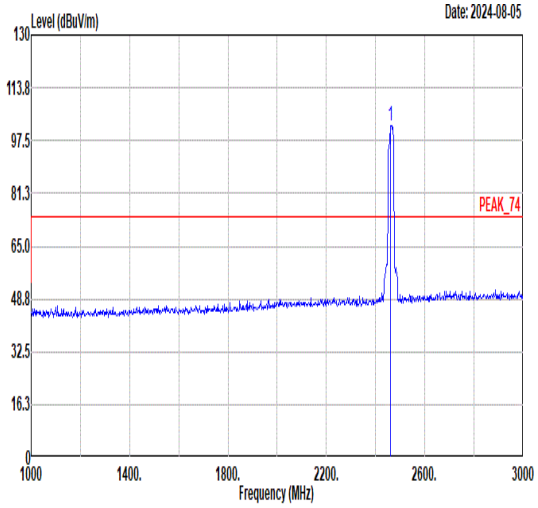 Freq Level Limit Line Margin Read Level Ant Factor Cable Loss Preamp Factor APos TPos Remark MHz dBuV/m dBuV/m dB dBuV dB/m dB dB cm deg 1 2462.00 102.23 ------ ------ 100.10 30.77 4.89 33.53 400 285 PEAK
Avg	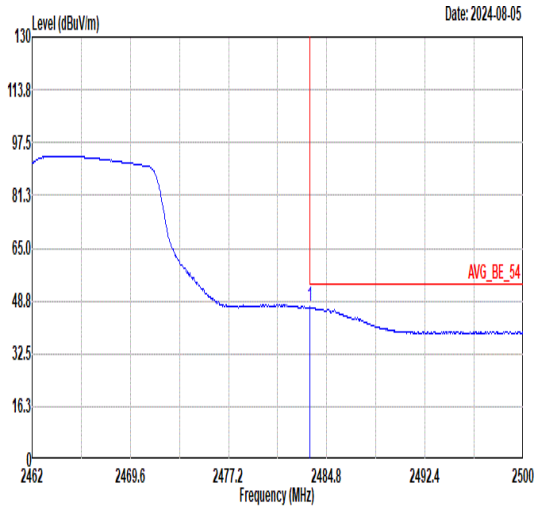 Freq Level Limit Line Margin Read Level Ant Factor Cable Loss Preamp Factor APos TPos Remark MHz dBuV/m dBuV/m dB dBuV dB/m dB dB cm deg 1 2483.51 46.90 54.00 -7.10 44.64 30.85 4.92 33.51 400 285 AVERAGE	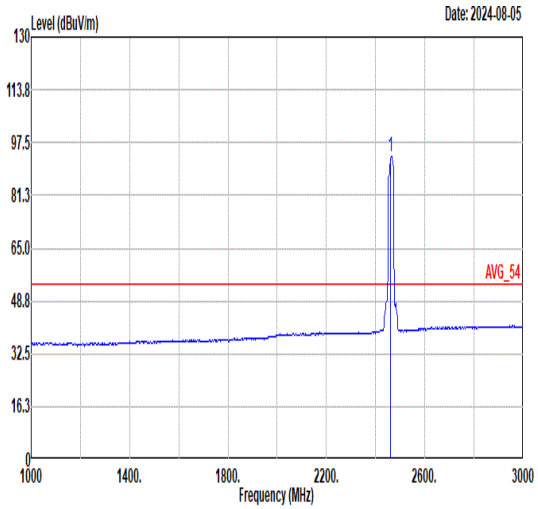 Freq Level Limit Line Margin Read Level Ant Factor Cable Loss Preamp Factor APos TPos Remark MHz dBuV/m dBuV/m dB dBuV dB/m dB dB cm deg 1 2462.00 93.32 ------ ------ 91.18 30.77 4.89 33.52 400 285 AVERAGE

Mode	44	
	Harmonic	
	2400-2483.5_802.11ax HE20_CH11_Full RU _2462MHz	
ANT	CDD 13+10	
Pol.	Horizontal	Vertical
Peak Avg	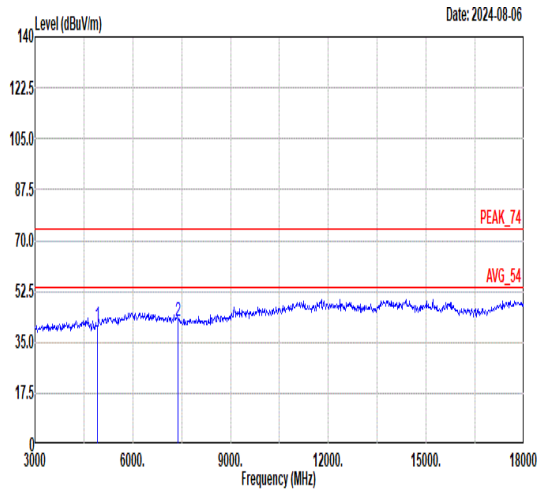 Freq Level Limit Line Margin Read Level Ant Factor Cable Loss Preamp Factor APos TPos Remark MHz dBuV/m dBuV/m dB dBuV dB/m dB dB cm deg 1 4924.00 40.65 74.00 -33.35 63.73 34.40 7.79 65.27 -- -- Peak 2 7386.00 42.30 74.00 -31.70 62.30 35.42 9.17 64.59 -- -- Peak	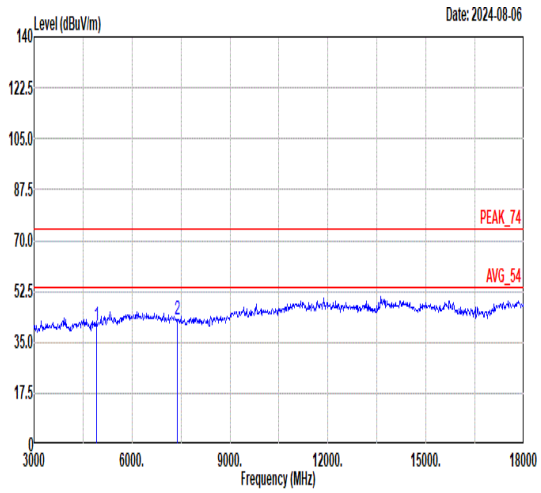 Freq Level Limit Line Margin Read Level Ant Factor Cable Loss Preamp Factor APos TPos Remark MHz dBuV/m dBuV/m dB dBuV dB/m dB dB cm deg 1 4924.00 40.94 74.00 -33.06 64.02 34.40 7.79 65.27 -- -- Peak 2 7386.00 43.00 74.00 -31.00 63.00 35.42 9.17 64.59 -- -- Peak

Mode	45	
	Band Edge - L	
	2400-2483.5_802.11ax HE40_CH03_Full RU _2422MHz	
ANT	CDD 13+10	
Pol.	Horizontal	Fundamental
Peak	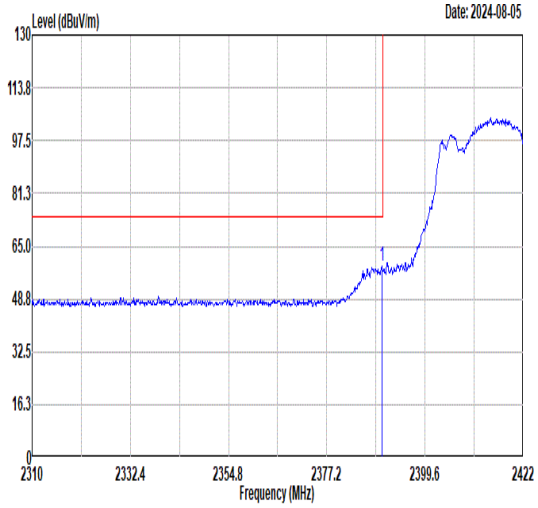 Freq Level Limit Line Margin Read Level Ant Factor Cable Loss Preamp Factor APos TPos Remark MHz dBuV/m dBuV/m dB dBuV dB/m dB dB cm deg 1 2389.74 59.10 74.00 -14.90 57.26 30.61 4.80 33.57 337 264 PEAK	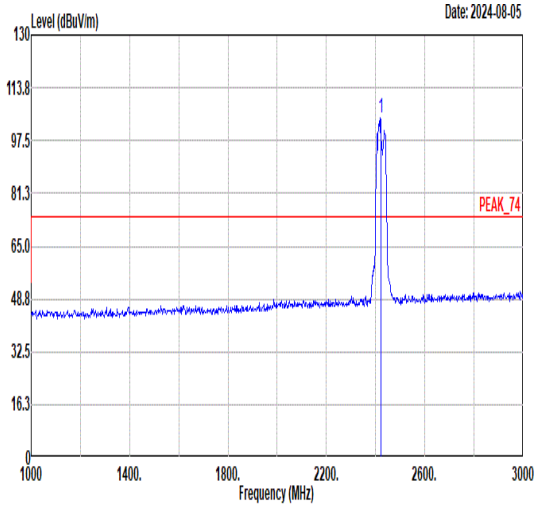 Freq Level Limit Line Margin Read Level Ant Factor Cable Loss Preamp Factor APos TPos Remark MHz dBuV/m dBuV/m dB dBuV dB/m dB dB cm deg 1 2422.00 104.25 ------ ------ 102.32 30.65 4.83 33.55 337 264 PEAK
Avg	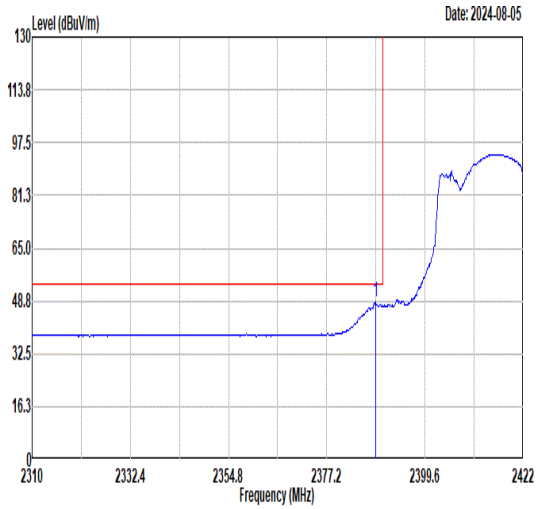 Freq Level Limit Line Margin Read Level Ant Factor Cable Loss Preamp Factor APos TPos Remark MHz dBuV/m dBuV/m dB dBuV dB/m dB dB cm deg 1 2388.29 48.33 54.00 -5.67 46.50 30.61 4.79 33.57 337 264 AVERAGE	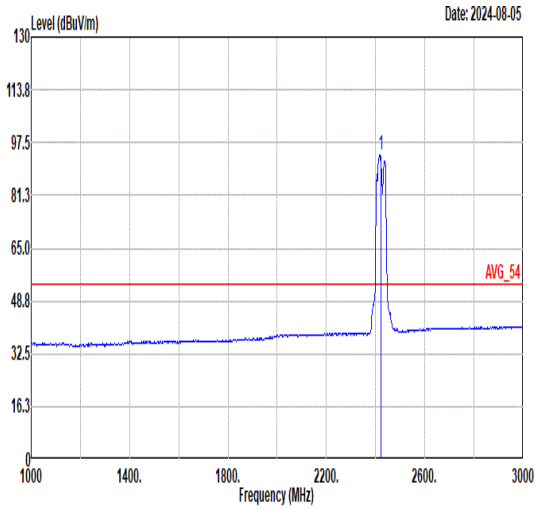 Freq Level Limit Line Margin Read Level Ant Factor Cable Loss Preamp Factor APos TPos Remark MHz dBuV/m dBuV/m dB dBuV dB/m dB dB cm deg 1 2422.00 93.76 ------ ------ 91.84 30.64 4.83 33.55 337 264 AVERAGE

Mode	45	
	Band Edge - R	
	2400-2483.5_802.11ax HE40_CH03_Full RU _2422MHz	
ANT	CDD 13+10	
Pol.	Horizontal	Fundamental
Peak	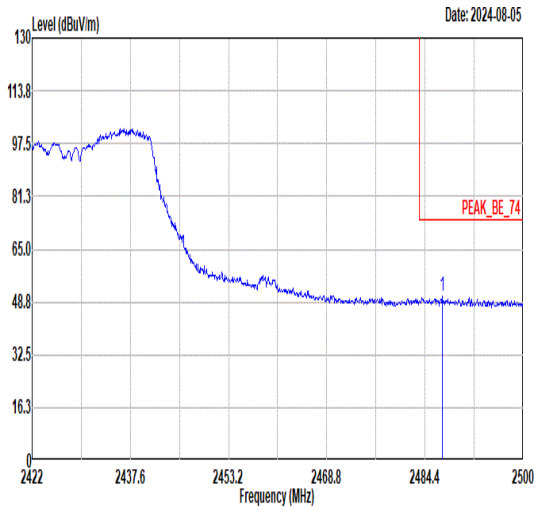 Freq Level Limit Line Margin Read Level Ant Factor Cable Loss Preamp Factor APos TPos Remark MHz dBuV/m dBuV/m dB dBuV dB/m dB dB cm deg 1 2487.21 50.54 74.00 -23.46 48.25 30.87 4.93 33.51 337 264 PEAK	Blank
Avg	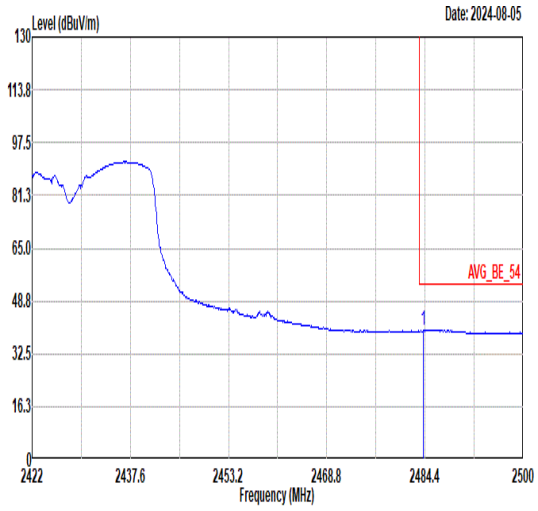 Freq Level Limit Line Margin Read Level Ant Factor Cable Loss Preamp Factor APos TPos Remark MHz dBuV/m dBuV/m dB dBuV dB/m dB dB cm deg 1 2484.09 39.95 54.00 -14.05 37.69 30.85 4.92 33.51 337 264 AVERAGE	Blank

Mode	45	
	Band Edge - L	
	2400-2483.5_802.11ax HE40_CH03_Full RU _2422MHz	
ANT	CDD 13+10	
Pol.	Vertical	Fundamental
Peak	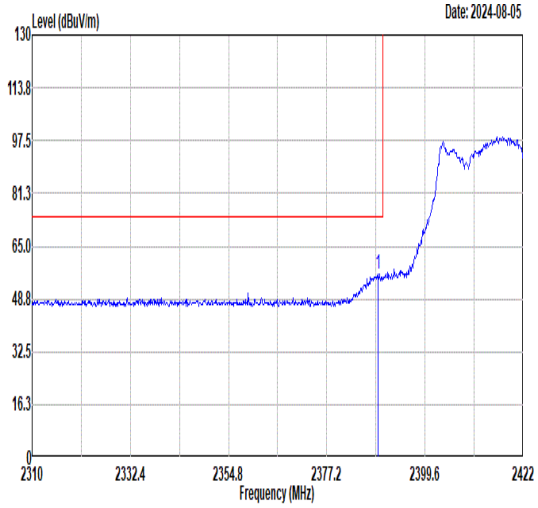 Freq Level Limit Line Margin Read Level Ant Factor Cable Loss Preamp Factor APos TPos Remark MHz dBuV/m dBuV/m dB dBuV dB/m dB dB cm deg 1 2388.96 56.39 74.00 -17.61 54.56 30.61 4.79 33.57 382 208 PEAK	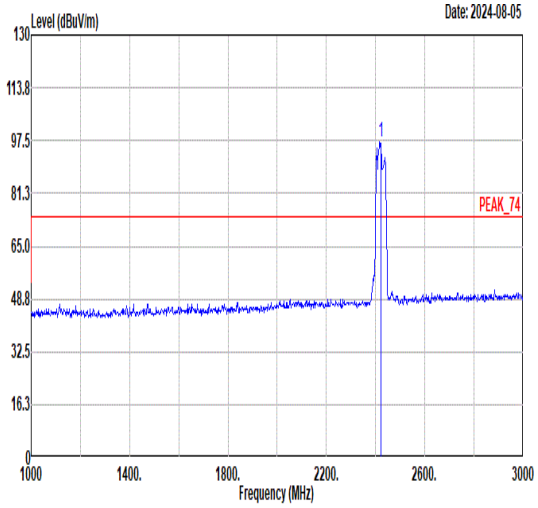 Freq Level Limit Line Margin Read Level Ant Factor Cable Loss Preamp Factor APos TPos Remark MHz dBuV/m dBuV/m dB dBuV dB/m dB dB cm deg 1 2422.00 97.22 ------ ------ 95.30 30.64 4.83 33.55 382 208 PEAK
Avg	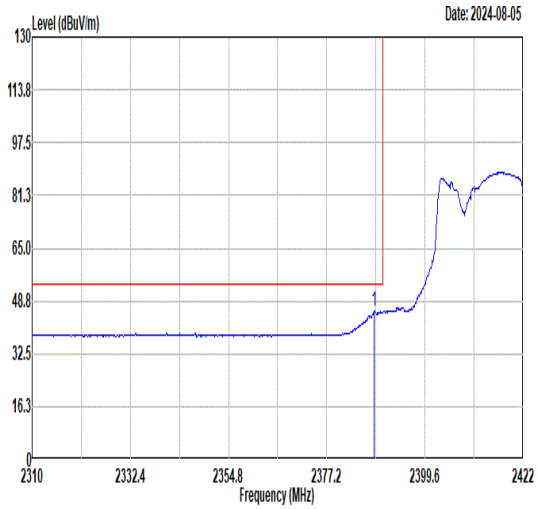 Freq Level Limit Line Margin Read Level Ant Factor Cable Loss Preamp Factor APos TPos Remark MHz dBuV/m dBuV/m dB dBuV dB/m dB dB cm deg 1 2387.95 45.49 54.00 -8.51 43.66 30.61 4.79 33.57 382 208 AVERAGE	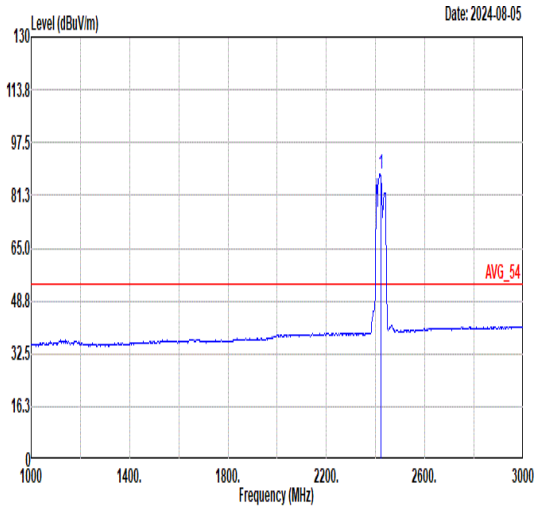 Freq Level Limit Line Margin Read Level Ant Factor Cable Loss Preamp Factor APos TPos Remark MHz dBuV/m dBuV/m dB dBuV dB/m dB dB cm deg 1 2422.00 88.04 ------ ------ 86.11 30.65 4.83 33.55 382 208 AVERAGE

Mode	45	
	Band Edge - R	
	2400-2483.5_802.11ax HE40_CH03_Full RU _2422MHz	
ANT	CDD 13+10	
Pol.	Vertical	Fundamental
Peak	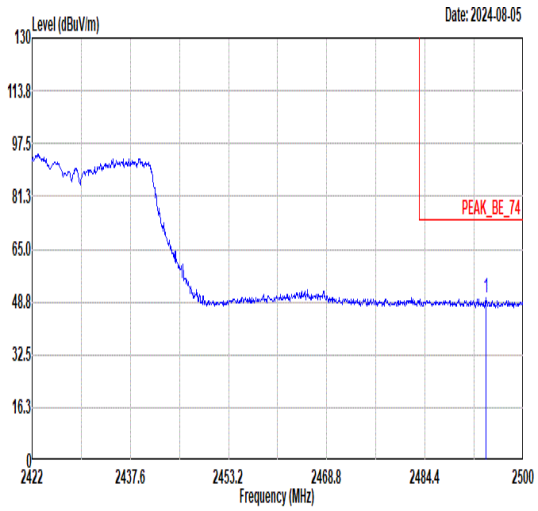 Freq Level Limit Line Margin Read Level Ant Factor Cable Loss Preamp Factor APos TPos Remark MHz dBuV/m dBuV/m dB dBuV dB/m dB dB cm deg 1 2494.07 50.04 74.00 -23.96 47.73 30.89 4.93 33.51 382 208 PEAK	Blank
Avg	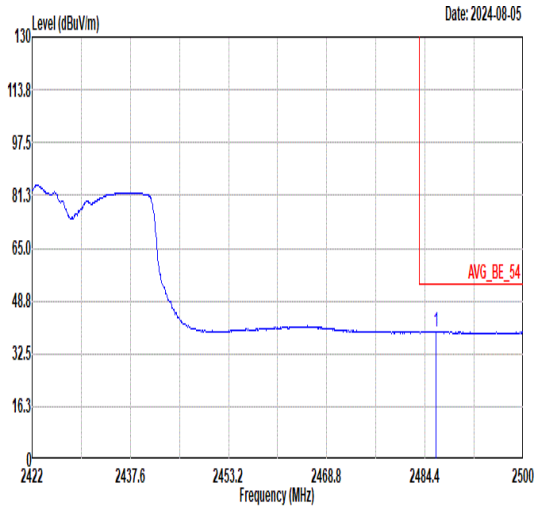 Freq Level Limit Line Margin Read Level Ant Factor Cable Loss Preamp Factor APos TPos Remark MHz dBuV/m dBuV/m dB dBuV dB/m dB dB cm deg 1 2486.12 39.38 54.00 -14.62 37.11 30.86 4.92 33.51 382 208 AVERAGE	Blank

Mode	46	
	Band Edge - L	
	2400-2483.5_802.11ax HE40_CH09_Full RU _2452MHz	
ANT	CDD 13+10	
Pol.	Horizontal	Fundamental
Peak	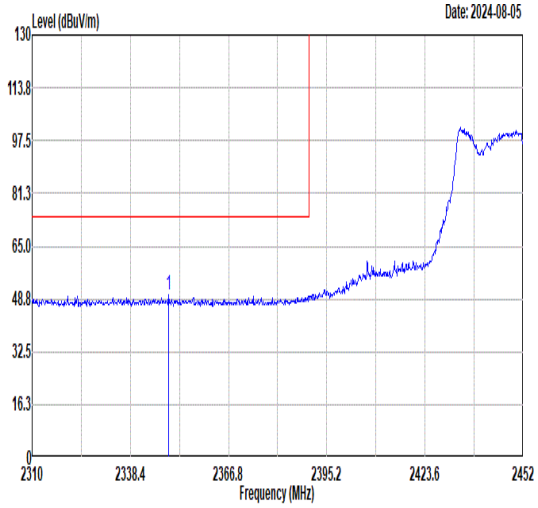 Freq Level Limit Line Margin Read Level Ant Factor Cable Loss Preamp Factor APos TPos Remark MHz dBuV/m dBuV/m dB dBuV dB/m dB dB cm deg 1 2349.48 50.13 74.00 -23.87 48.28 30.69 4.75 33.59 100 292 PEAK	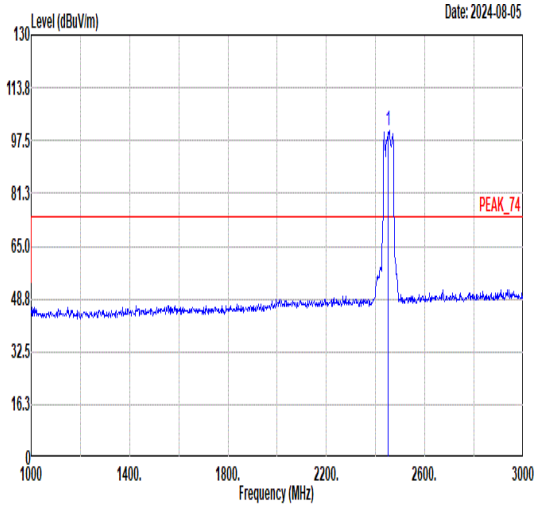 Freq Level Limit Line Margin Read Level Ant Factor Cable Loss Preamp Factor APos TPos Remark MHz dBuV/m dBuV/m dB dBuV dB/m dB dB cm deg 1 2452.00 100.72 ------ ------ 98.63 30.74 4.88 33.53 100 292 PEAK
Avg	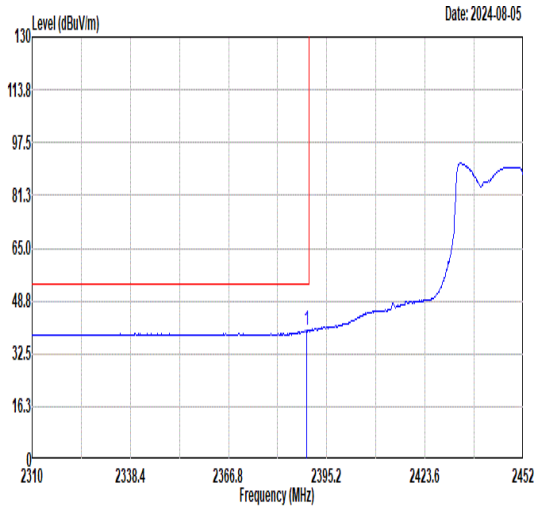 Freq Level Limit Line Margin Read Level Ant Factor Cable Loss Preamp Factor APos TPos Remark MHz dBuV/m dBuV/m dB dBuV dB/m dB dB cm deg 1 2389.38 39.72 54.00 -14.28 37.88 30.61 4.80 33.57 100 292 AVERAGE	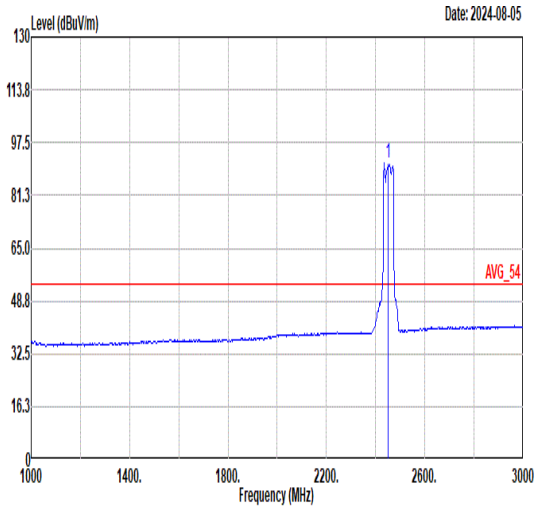 Freq Level Limit Line Margin Read Level Ant Factor Cable Loss Preamp Factor APos TPos Remark MHz dBuV/m dBuV/m dB dBuV dB/m dB dB cm deg 1 2452.00 91.02 ------ ------ 89.03 30.68 4.85 33.54 100 292 AVERAGE

Mode	46	
	Band Edge - R	
	2400-2483.5_802.11ax HE40_CH09_Full RU _2452MHz	
ANT	CDD 13+10	
Pol.	Horizontal	Fundamental
Peak	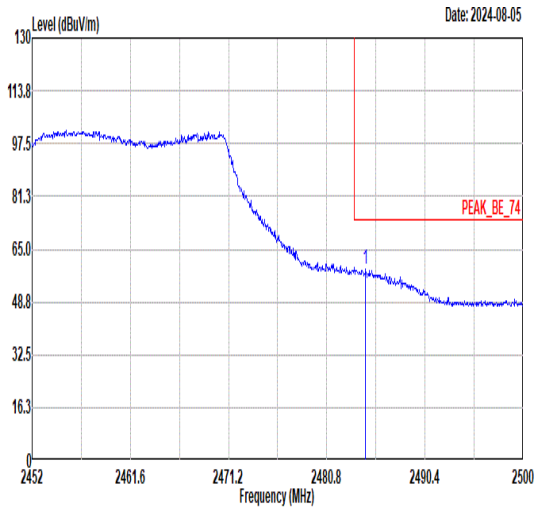 Freq Level Limit Line Margin Read Level Ant Factor Cable Loss Preamp Factor APos TPos Remark MHz dBuV/m dBuV/m dB dBuV dB/m dB dB cm deg 1 2484.59 58.62 74.00 -15.38 56.35 30.86 4.92 33.51 100 292 PEAK	Blank
Avg	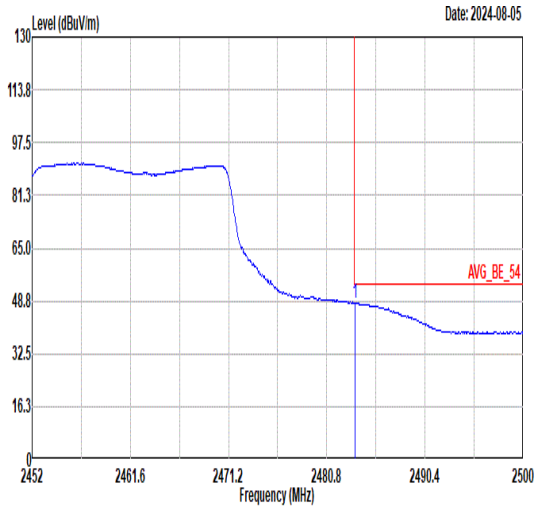 Freq Level Limit Line Margin Read Level Ant Factor Cable Loss Preamp Factor APos TPos Remark MHz dBuV/m dBuV/m dB dBuV dB/m dB dB cm deg 1 2483.54 48.15 54.00 -5.85 45.89 30.85 4.92 33.51 100 292 AVERAGE	Blank

Mode	46	
	Band Edge - L	
	2400-2483.5_802.11ax HE40_CH09_Full RU _2452MHz	
ANT	CDD 13+10	
Pol.	Vertical	Fundamental
Peak	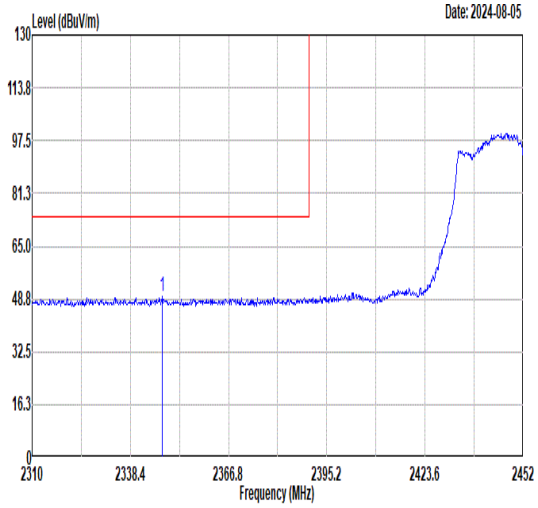 Freq Level Limit Line Margin Read Level Ant Factor Cable Loss Preamp Factor APos TPos Remark MHz dBuV/m dBuV/m dB dBuV dB/m dB dB cm deg 1 2347.63 49.37 74.00 -24.63 47.52 30.69 4.75 33.59 400 249 PEAK	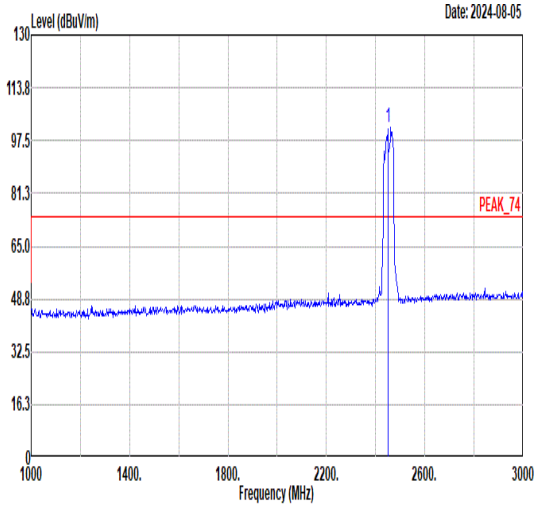 Freq Level Limit Line Margin Read Level Ant Factor Cable Loss Preamp Factor APos TPos Remark MHz dBuV/m dBuV/m dB dBuV dB/m dB dB cm deg 1 2452.00 101.73 ------ ------ 99.60 30.77 4.89 33.53 400 249 PEAK
Avg	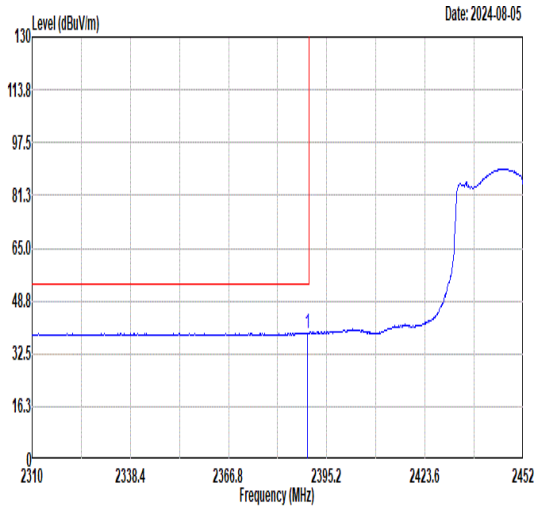 Freq Level Limit Line Margin Read Level Ant Factor Cable Loss Preamp Factor APos TPos Remark MHz dBuV/m dBuV/m dB dBuV dB/m dB dB cm deg 1 2389.66 38.93 54.00 -15.07 37.09 30.61 4.80 33.57 400 249 AVERAGE	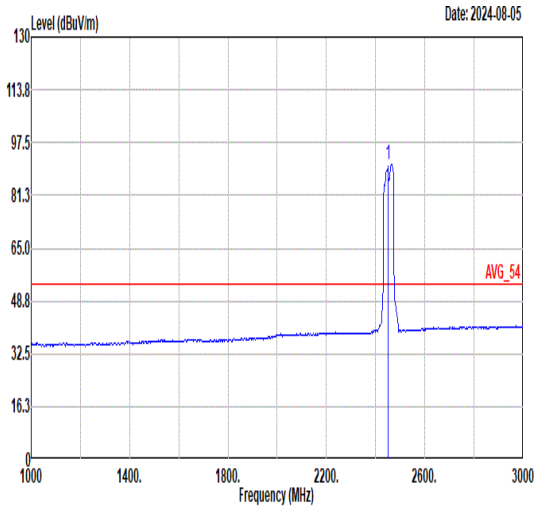 Freq Level Limit Line Margin Read Level Ant Factor Cable Loss Preamp Factor APos TPos Remark MHz dBuV/m dBuV/m dB dBuV dB/m dB dB cm deg 1 2452.00 90.95 ------ ------ 88.79 30.78 4.90 33.52 400 249 AVERAGE

Mode	46	
	Band Edge - R	
	2400-2483.5_802.11ax HE40_CH09_Full RU _2452MHz	
ANT	CDD 13+10	
Pol.	Vertical	Fundamental
Peak	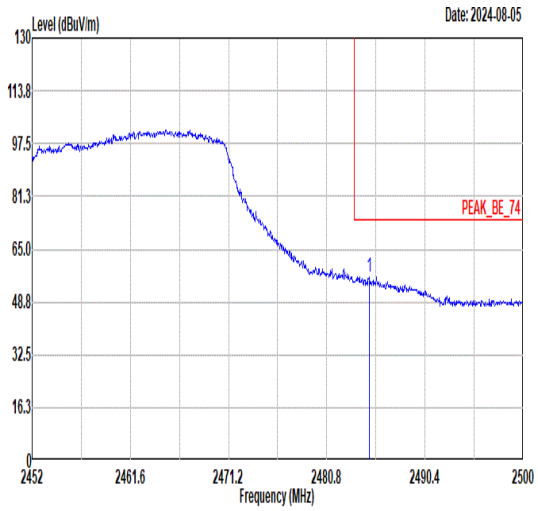 Freq Level Limit Line Margin Read Level Ant Factor Cable Loss Preamp Factor APos TPos Remark MHz dBuV/m dBuV/m dB dBuV dB/m dB dB cm deg 1 2484.93 56.27 74.00 -17.73 54.00 30.86 4.92 33.51 400 249 PEAK	Blank
Avg	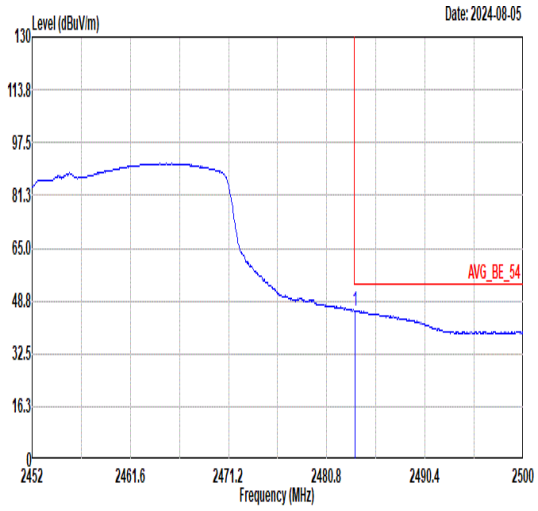 Freq Level Limit Line Margin Read Level Ant Factor Cable Loss Preamp Factor APos TPos Remark MHz dBuV/m dBuV/m dB dBuV dB/m dB dB cm deg 1 2483.54 45.76 54.00 -8.24 43.50 30.85 4.92 33.51 400 249 AVERAGE	Blank

Mode	47	
	Band Edge	
	2400-2483.5_802.11ax HE20_CH01_Single RU 106/53_2412MHz	
ANT	CDD 13+10	
Pol.	Horizontal	Fundamental
Peak	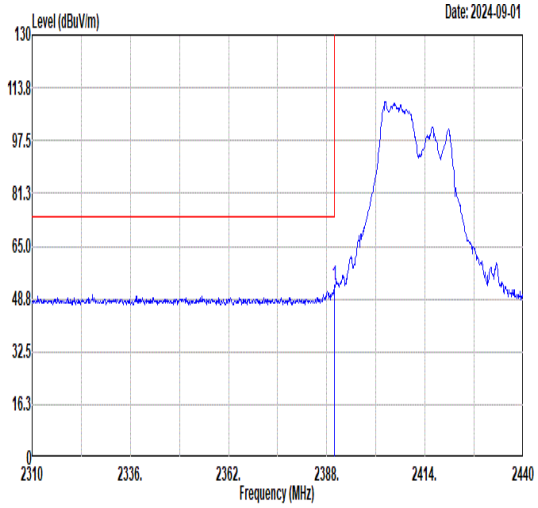 Freq Level Limit Line Margin Read Level Ant Factor Cable Loss Preamp Factor APos TPos Remark MHz dBuV/m dBuV/m dB dBuV dB/m dB dB cm deg 1 2389.95 53.20 74.00 -20.80 51.36 30.61 4.80 33.57 100 127 PEAK	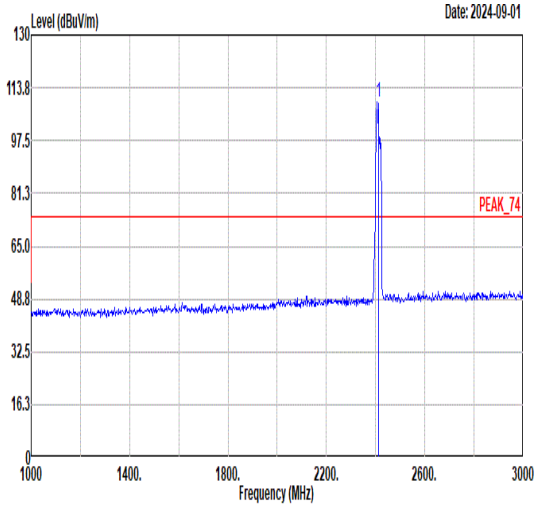 Freq Level Limit Line Margin Read Level Ant Factor Cable Loss Preamp Factor APos TPos Remark MHz dBuV/m dBuV/m dB dBuV dB/m dB dB cm deg 1 2412.00 109.41 ------ ------ 107.54 30.62 4.81 33.56 100 127 PEAK
Avg	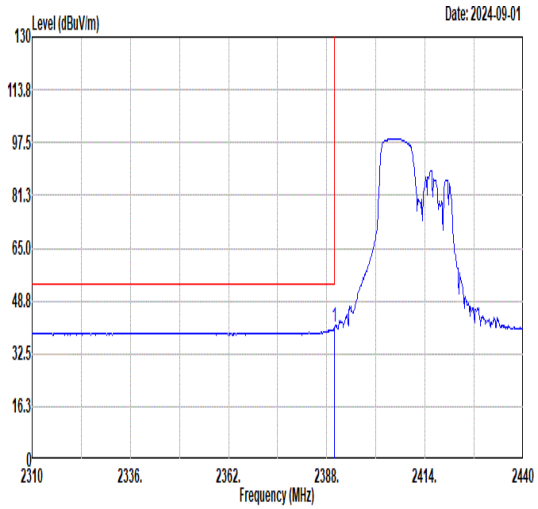 Freq Level Limit Line Margin Read Level Ant Factor Cable Loss Preamp Factor APos TPos Remark MHz dBuV/m dBuV/m dB dBuV dB/m dB dB cm deg 1 2389.95 40.54 54.00 -13.46 38.70 30.61 4.80 33.57 100 127 AVERAGE	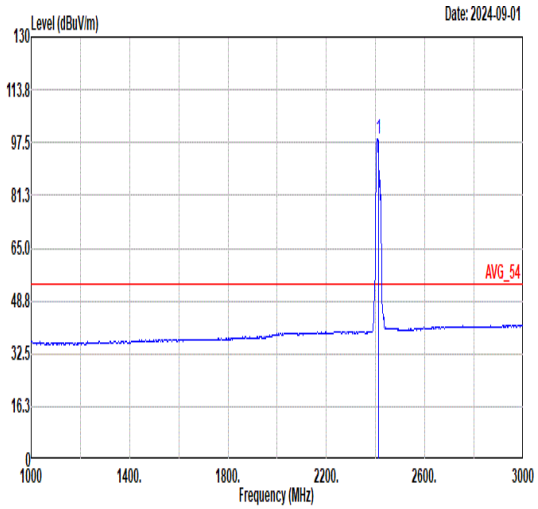 Freq Level Limit Line Margin Read Level Ant Factor Cable Loss Preamp Factor APos TPos Remark MHz dBuV/m dBuV/m dB dBuV dB/m dB dB cm deg 1 2412.00 98.67 ------ ------ 96.80 30.62 4.81 33.56 100 127 AVERAGE

Mode	47	
	Band Edge	
	2400-2483.5_802.11ax HE20_CH01_Single RU 106/53_2412MHz	
ANT	CDD 13+10	
Pol.	Vertical	Fundamental
Peak	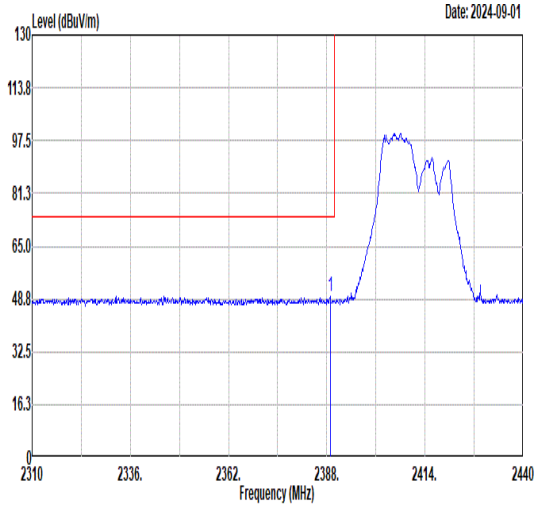 Freq Level Limit Line Margin Read Level Ant Factor Cable Loss Preamp Factor APos TPos Remark MHz dBuV/m dBuV/m dB dBuV dB/m dB dB cm deg 1 2388.91 49.50 74.00 -24.50 47.67 30.61 4.79 33.57 300 149 PEAK	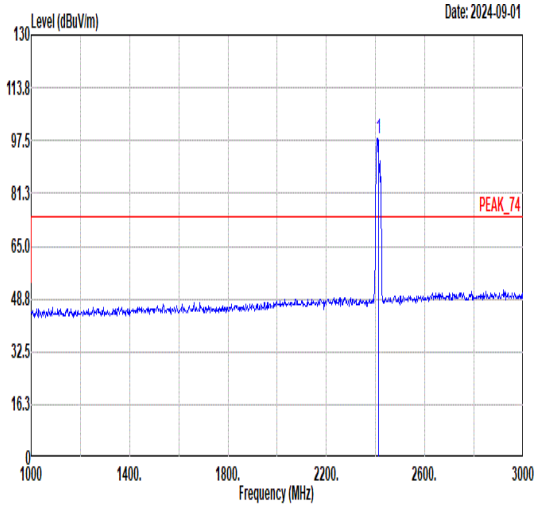 Freq Level Limit Line Margin Read Level Ant Factor Cable Loss Preamp Factor APos TPos Remark MHz dBuV/m dBuV/m dB dBuV dB/m dB dB cm deg 1 2412.00 98.25 ------ ------ 96.38 30.62 4.81 33.56 300 149 PEAK
Avg	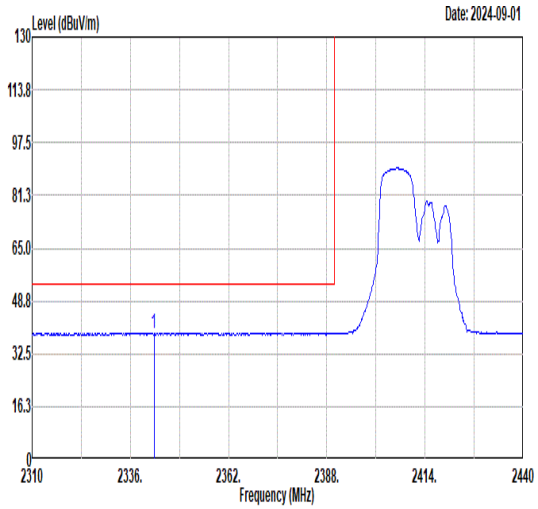 Freq Level Limit Line Margin Read Level Ant Factor Cable Loss Preamp Factor APos TPos Remark MHz dBuV/m dBuV/m dB dBuV dB/m dB dB cm deg 1 2342.24 38.92 54.00 -15.08 37.07 30.70 4.75 33.60 300 149 AVERAGE	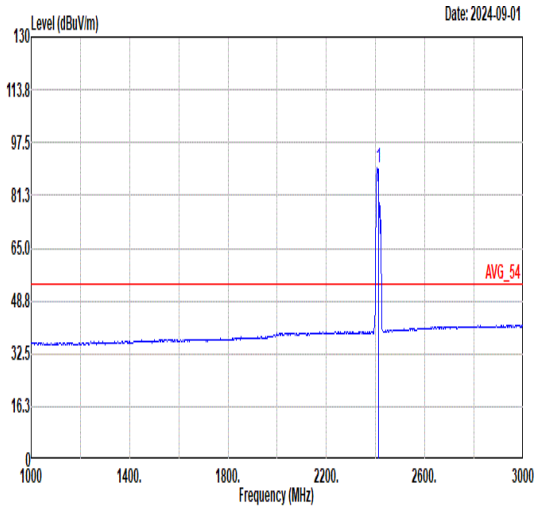 Freq Level Limit Line Margin Read Level Ant Factor Cable Loss Preamp Factor APos TPos Remark MHz dBuV/m dBuV/m dB dBuV dB/m dB dB cm deg 1 2412.00 89.69 ------ ------ 87.82 30.62 4.81 33.56 300 149 AVERAGE

Mode	48	
	Band Edge	
	2400-2483.5_802.11ax HE20_CH11_Single RU 106/54_2462MHz	
ANT	CDD 13+10	
Pol.	Horizontal	Fundamental
Peak	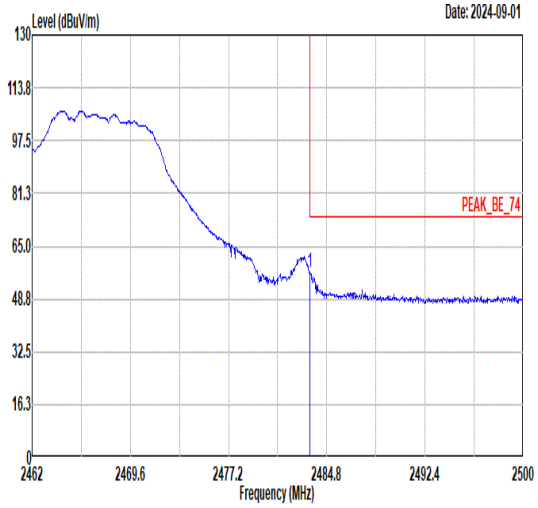 Freq Level Limit Line Margin Read Level Ant Factor Cable Loss Preamp Factor APos TPos Remark MHz dBuV/m dBuV/m dB dBuV dB/m dB dB cm deg 1 2483.51 57.05 74.00 -16.95 54.79 30.85 4.92 33.51 178 360 PEAK	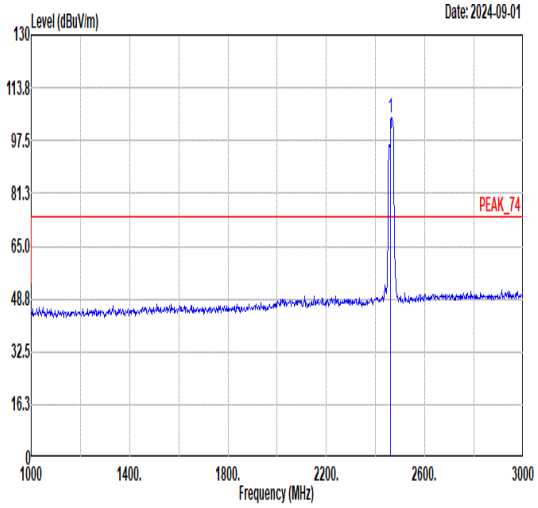 Freq Level Limit Line Margin Read Level Ant Factor Cable Loss Preamp Factor APos TPos Remark MHz dBuV/m dBuV/m dB dBuV dB/m dB dB cm deg 1 2462.00 104.64 ------ ------ 102.50 30.77 4.89 33.52 178 360 PEAK
Avg	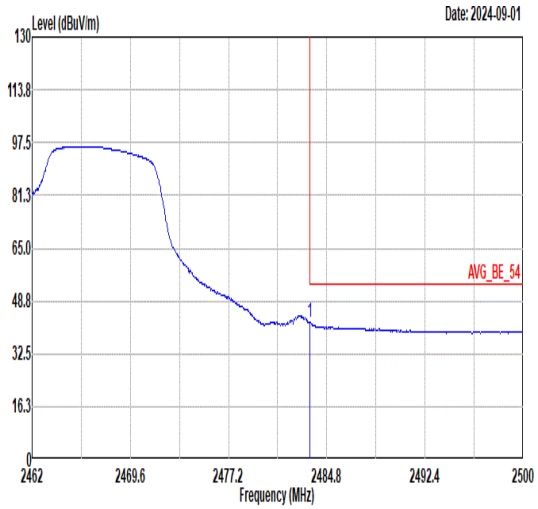 Freq Level Limit Line Margin Read Level Ant Factor Cable Loss Preamp Factor APos TPos Remark MHz dBuV/m dBuV/m dB dBuV dB/m dB dB cm deg 1 2483.51 42.18 54.00 -11.82 39.92 30.85 4.92 33.51 178 360 AVERAGE	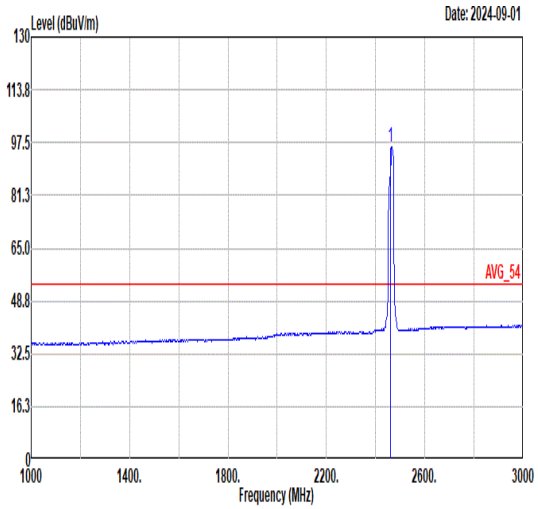 Freq Level Limit Line Margin Read Level Ant Factor Cable Loss Preamp Factor APos TPos Remark MHz dBuV/m dBuV/m dB dBuV dB/m dB dB cm deg 1 2462.00 96.22 ------ ------ 94.06 30.78 4.90 33.52 178 360 AVERAGE

Mode	48	
	Band Edge	
	2400-2483.5_802.11ax HE20_CH11_Single RU 106/54_2462MHz	
ANT	CDD 13+10	
Pol.	Vertical	Fundamental
Peak	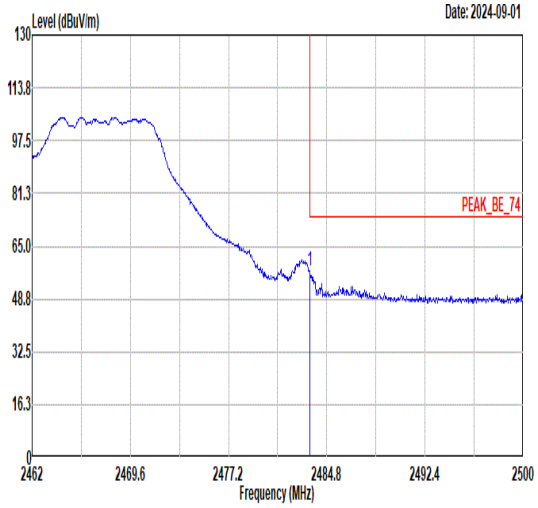 Freq Level Limit Line Margin Read Level Ant Factor Cable Loss Preamp Factor APos TPos Remark MHz dBuV/m dBuV/m dB dBuV dB/m dB dB cm deg 1 2483.51 57.28 74.00 -16.72 55.02 30.85 4.92 33.51 391 261 PEAK	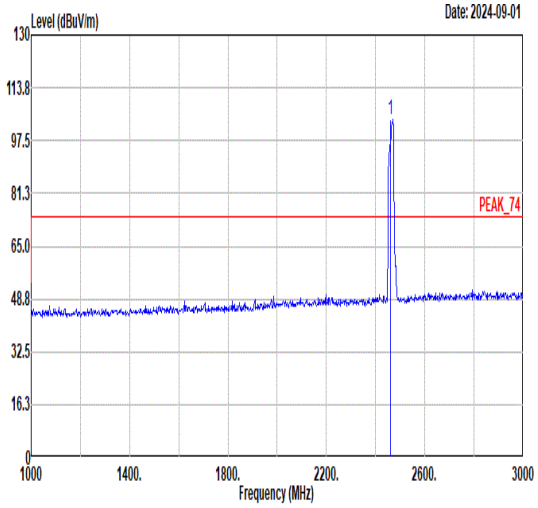 Freq Level Limit Line Margin Read Level Ant Factor Cable Loss Preamp Factor APos TPos Remark MHz dBuV/m dBuV/m dB dBuV dB/m dB dB cm deg 1 2462.00 103.93 ------ ------ 101.75 30.80 4.90 33.52 391 261 PEAK
Avg	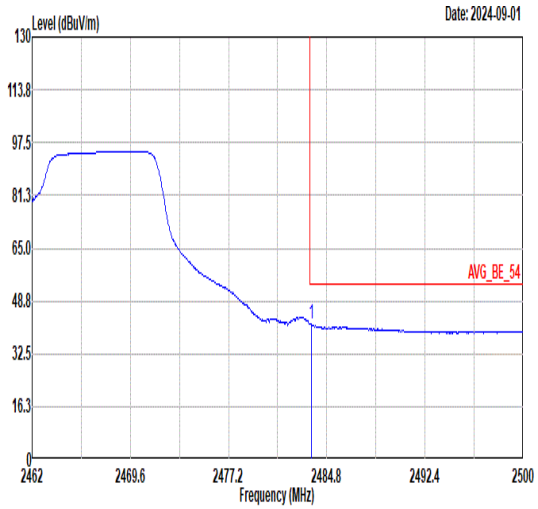 Freq Level Limit Line Margin Read Level Ant Factor Cable Loss Preamp Factor APos TPos Remark MHz dBuV/m dBuV/m dB dBuV dB/m dB dB cm deg 1 2483.58 41.80 54.00 -12.20 39.54 30.85 4.92 33.51 391 261 AVERAGE	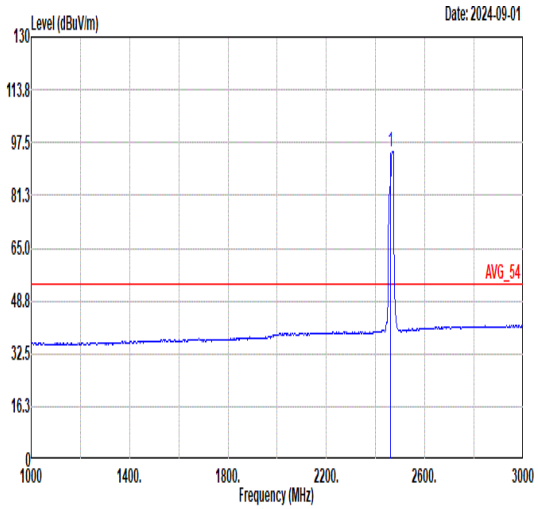 Freq Level Limit Line Margin Read Level Ant Factor Cable Loss Preamp Factor APos TPos Remark MHz dBuV/m dBuV/m dB dBuV dB/m dB dB cm deg 1 2462.00 94.56 ------ ------ 92.38 30.80 4.90 33.52 391 261 AVERAGE

Mode	49	
	Band Edge	
	2400-2483.5_802.11be EHT20_CH01_Full RU _2412MHz	
ANT	CDD 13+10	
Pol.	Horizontal	Fundamental
Peak	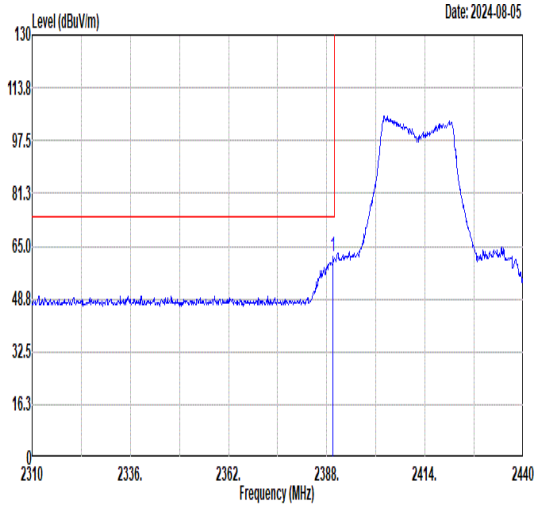 Freq Level Limit Line Margin Read Level Ant Factor Cable Loss Preamp Factor APos TPos Remark MHz dBuV/m dBuV/m dB dBuV dB/m dB dB cm deg 1 2389.69 61.60 74.00 -12.40 59.76 30.61 4.80 33.57 308 140 PEAK	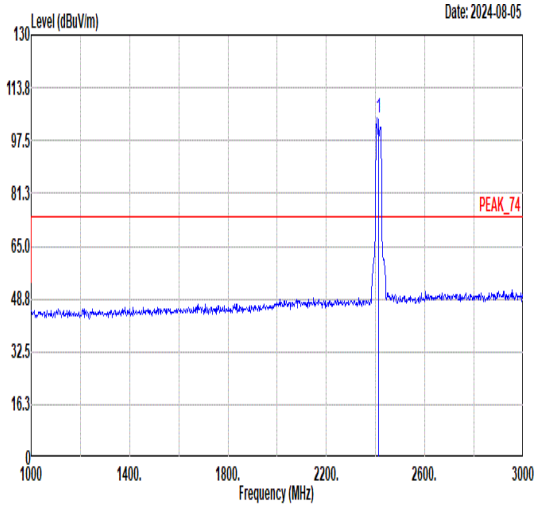 Freq Level Limit Line Margin Read Level Ant Factor Cable Loss Preamp Factor APos TPos Remark MHz dBuV/m dBuV/m dB dBuV dB/m dB dB cm deg 1 2412.00 104.57 ------ ------ 102.70 30.62 4.81 33.56 308 140 PEAK
Avg	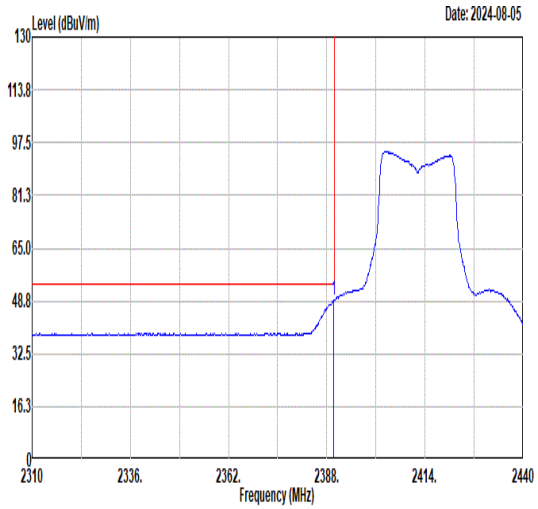 Freq Level Limit Line Margin Read Level Ant Factor Cable Loss Preamp Factor APos TPos Remark MHz dBuV/m dBuV/m dB dBuV dB/m dB dB cm deg 1 2389.82 48.97 54.00 -5.03 47.13 30.61 4.80 33.57 308 140 AVERAGE	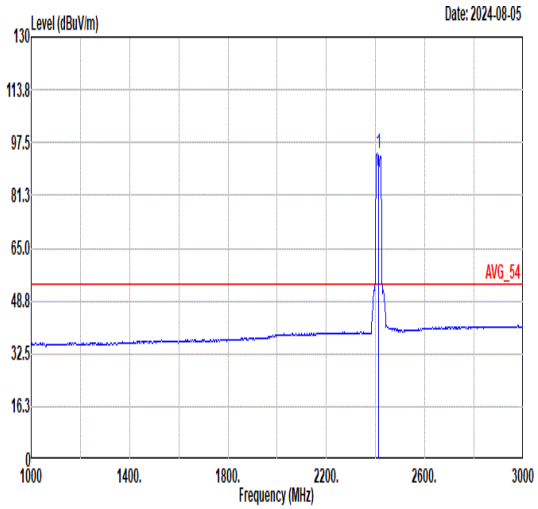 Freq Level Limit Line Margin Read Level Ant Factor Cable Loss Preamp Factor APos TPos Remark MHz dBuV/m dBuV/m dB dBuV dB/m dB dB cm deg 1 2412.00 94.42 ------ ------ 92.55 30.62 4.81 33.56 308 140 AVERAGE

Mode	49	
	Band Edge	
	2400-2483.5_802.11be EHT20_CH01_Full RU _2412MHz	
ANT	CDD 13+10	
Pol.	Vertical	Fundamental
Peak	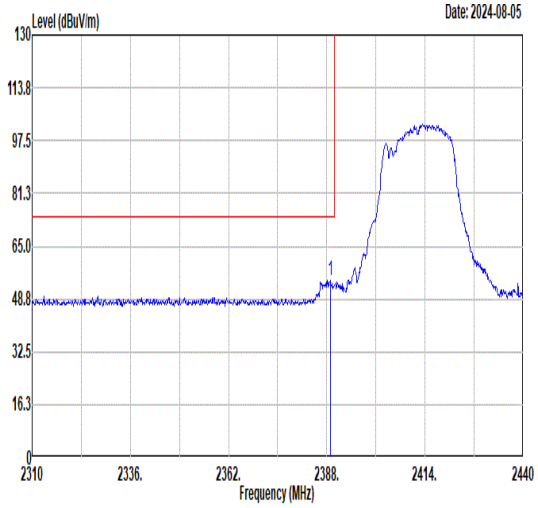 Freq Level Limit Line Margin Read Level Ant Factor Cable Loss Preamp Factor APos TPos Remark MHz dBuV/m dBuV/m dB dBuV dB/m dB dB cm deg 1 2388.91 54.54 74.00 -19.46 52.71 30.61 4.79 33.57 380 283 PEAK	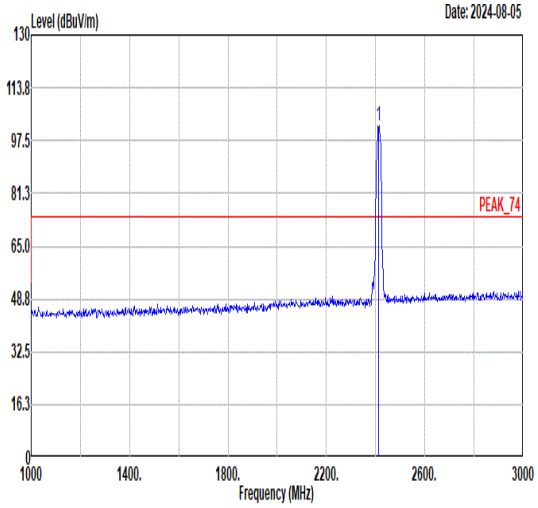 Freq Level Limit Line Margin Read Level Ant Factor Cable Loss Preamp Factor APos TPos Remark MHz dBuV/m dBuV/m dB dBuV dB/m dB dB cm deg 1 2412.00 101.86 ------ ------ 99.97 30.63 4.82 33.56 380 283 PEAK
Avg	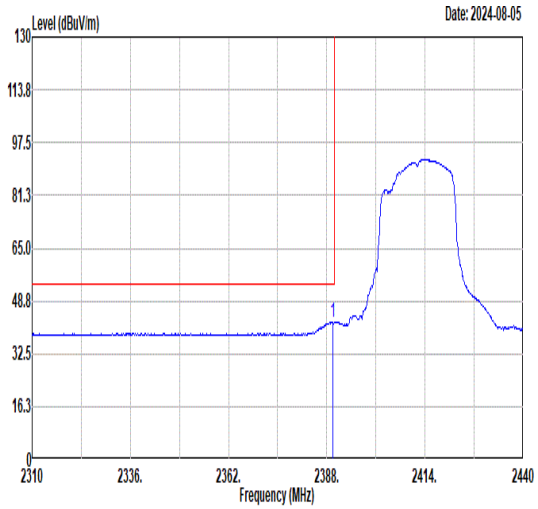 Freq Level Limit Line Margin Read Level Ant Factor Cable Loss Preamp Factor APos TPos Remark MHz dBuV/m dBuV/m dB dBuV dB/m dB dB cm deg 1 2389.56 42.38 54.00 -11.62 40.54 30.61 4.80 33.57 380 283 AVERAGE	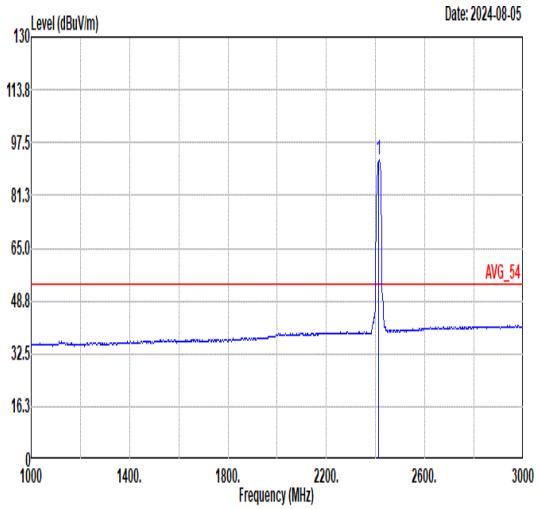 Freq Level Limit Line Margin Read Level Ant Factor Cable Loss Preamp Factor APos TPos Remark MHz dBuV/m dBuV/m dB dBuV dB/m dB dB cm deg 1 2412.00 92.16 ------ ------ 90.25 30.64 4.82 33.55 380 283 AVERAGE

Mode	49	
	Harmonic	
	2400-2483.5_802.11be EHT20_CH01_Full RU _2412MHz	
ANT	CDD 13+10	
Pol.	Horizontal	Vertical
Peak Avg	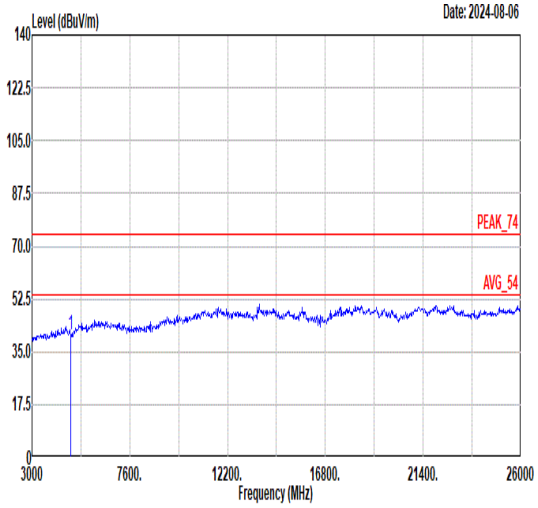 Freq Level Limit Line Margin Read Level Ant Factor Cable Loss Preamp Factor APos TPos Remark MHz dBuV/m dBuV/m dB dBuV dB/m dB dB cm deg 1 4824.00 40.88 74.00 -33.12 64.10 34.26 7.75 65.23 -- -- Peak	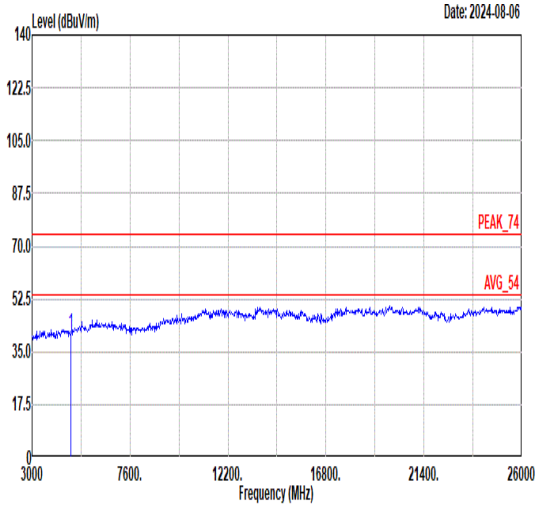 Freq Level Limit Line Margin Read Level Ant Factor Cable Loss Preamp Factor APos TPos Remark MHz dBuV/m dBuV/m dB dBuV dB/m dB dB cm deg 1 4824.00 41.38 74.00 -32.62 64.60 34.26 7.75 65.23 -- -- Peak

Mode	50	
	Harmonic	
	2400-2483.5_802.11be EHT20_CH06_Full RU _2437MHz	
ANT	CDD 13+10	
Pol.	Horizontal	Vertical
Peak Avg	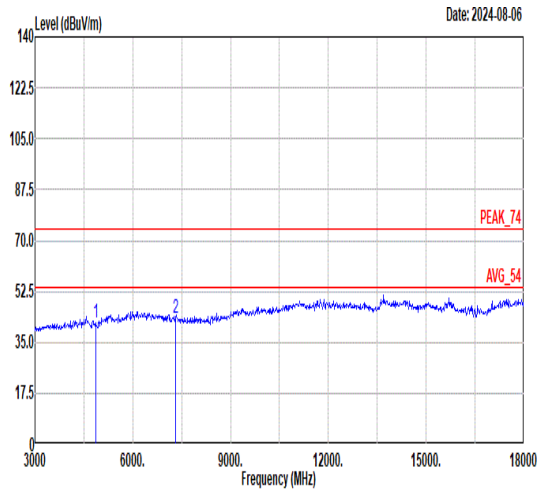 Freq Level Limit Line Margin Read Level Ant Factor Cable Loss Preamp Factor APos TPos Remark MHz dBuV/m dBuV/m dB dBuV dB/m dB dB cm deg 1 4874.00 41.52 74.00 -32.48 64.67 34.33 7.77 65.25 -- -- Peak 2 7311.00 43.33 74.00 -30.67 63.61 35.44 8.93 64.65 -- -- Peak	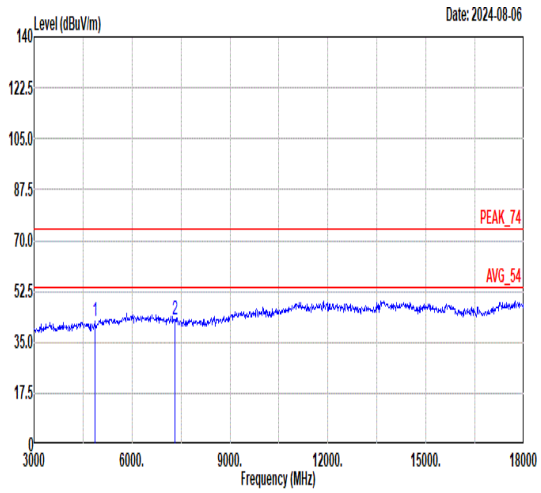 Freq Level Limit Line Margin Read Level Ant Factor Cable Loss Preamp Factor APos TPos Remark MHz dBuV/m dBuV/m dB dBuV dB/m dB dB cm deg 1 4874.00 42.05 74.00 -31.95 65.20 34.33 7.77 65.25 -- -- Peak 2 7311.00 42.86 74.00 -31.14 63.14 35.44 8.93 64.65 -- -- Peak

Mode	51	
	Band Edge	
	2400-2483.5_802.11be EHT20_CH11_Full RU _2462MHz	
ANT	CDD 13+10	
Pol.	Horizontal	Fundamental
Peak	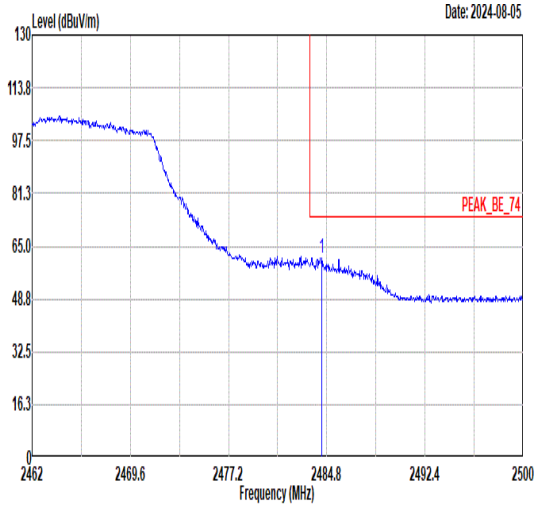 Freq Level Limit Line Margin Read Level Ant Factor Cable Loss Preamp Factor APos TPos Remark MHz dBuV/m dBuV/m dB dBuV dB/m dB dB cm deg 1 2484.42 61.31 74.00 -12.69 59.05 30.85 4.92 33.51 100 292 PEAK	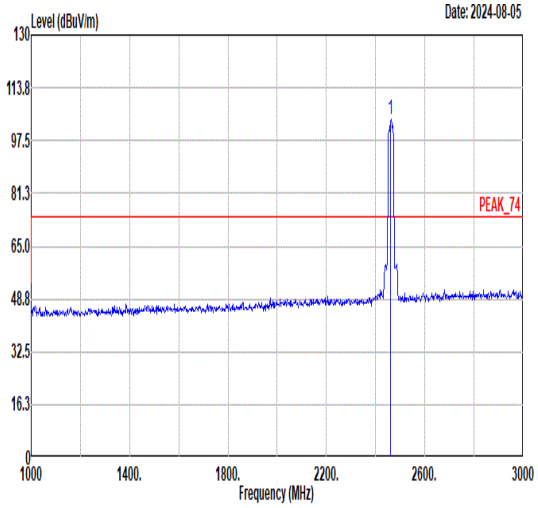 Freq Level Limit Line Margin Read Level Ant Factor Cable Loss Preamp Factor APos TPos Remark MHz dBuV/m dBuV/m dB dBuV dB/m dB dB cm deg 1 2462.00 103.97 ------ ------ 101.83 30.77 4.89 33.52 100 292 PEAK
Avg	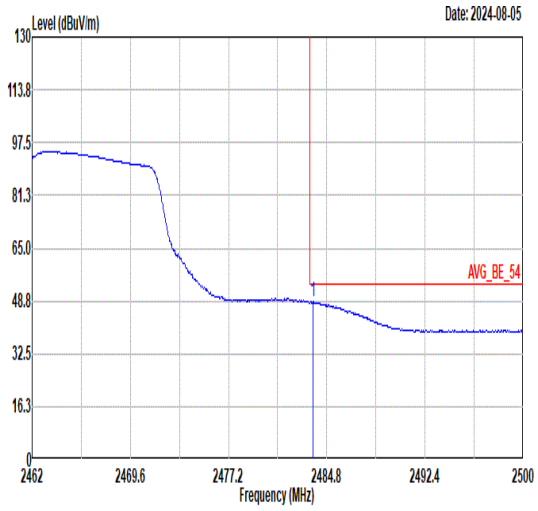 Freq Level Limit Line Margin Read Level Ant Factor Cable Loss Preamp Factor APos TPos Remark MHz dBuV/m dBuV/m dB dBuV dB/m dB dB cm deg 1 2483.74 48.47 54.00 -5.53 46.21 30.85 4.92 33.51 100 292 AVERAGE	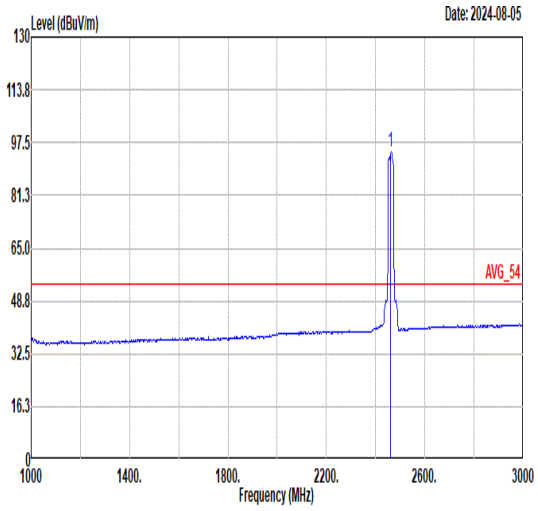 Freq Level Limit Line Margin Read Level Ant Factor Cable Loss Preamp Factor APos TPos Remark MHz dBuV/m dBuV/m dB dBuV dB/m dB dB cm deg 1 2462.00 94.57 ------ ------ 92.43 30.77 4.89 33.52 100 292 AVERAGE

Mode	51	
	Band Edge	
	2400-2483.5_802.11be EHT20_CH11_Full RU _2462MHz	
ANT	CDD 13+10	
Pol.	Vertical	Fundamental
Peak	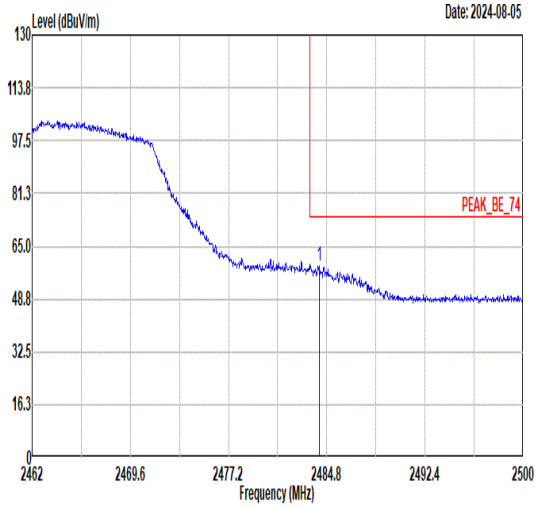 Freq Level Limit Line Margin Read Level Ant Factor Cable Loss Preamp Factor APos TPos Remark MHz dBuV/m dBuV/m dB dBuV dB/m dB dB cm deg 1 2484.23 59.01 74.00 -14.99 56.75 30.85 4.92 33.51 400 282 PEAK	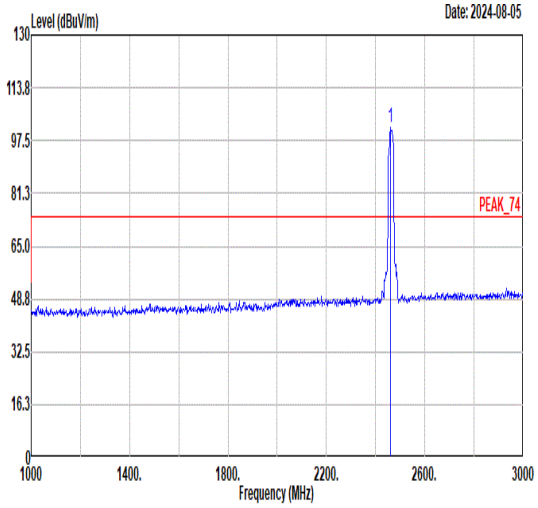 Freq Level Limit Line Margin Read Level Ant Factor Cable Loss Preamp Factor APos TPos Remark MHz dBuV/m dBuV/m dB dBuV dB/m dB dB cm deg 1 2462.00 101.72 ------ ------ 99.60 30.76 4.89 33.53 400 282 PEAK
Avg	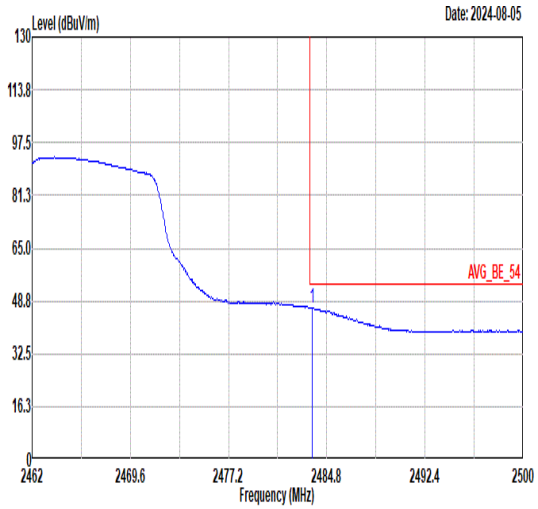 Freq Level Limit Line Margin Read Level Ant Factor Cable Loss Preamp Factor APos TPos Remark MHz dBuV/m dBuV/m dB dBuV dB/m dB dB cm deg 1 2483.70 46.67 54.00 -7.33 44.41 30.85 4.92 33.51 400 282 AVERAGE	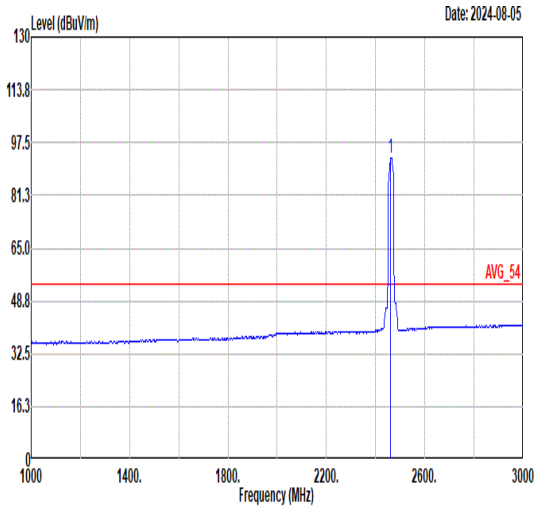 Freq Level Limit Line Margin Read Level Ant Factor Cable Loss Preamp Factor APos TPos Remark MHz dBuV/m dBuV/m dB dBuV dB/m dB dB cm deg 1 2462.00 92.89 ------ ------ 90.75 30.77 4.89 33.52 400 282 AVERAGE

Mode	51	
	Harmonic	
	2400-2483.5_802.11be EHT20_CH11_Full RU _2462MHz	
ANT	CDD 13+10	
Pol.	Horizontal	Vertical
Peak Avg	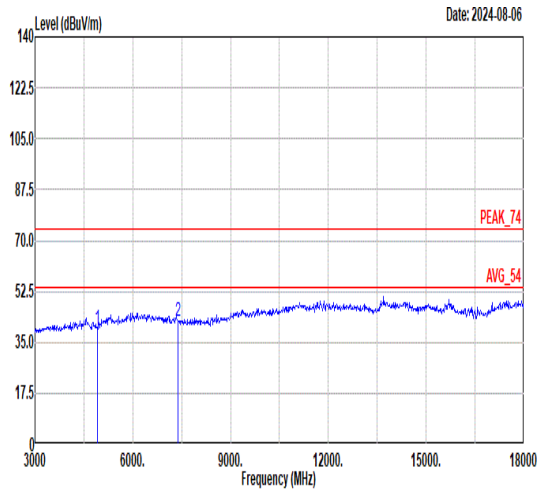 Freq Level Limit Line Margin Read Level Ant Factor Cable Loss Preamp Factor APos TPos Remark MHz dBuV/m dBuV/m dB dBuV dB/m dB dB cm deg 1 4924.00 39.69 74.00 -34.31 62.77 34.40 7.79 65.27 -- -- Peak 2 7386.00 42.52 74.00 -31.48 62.52 35.42 9.17 64.59 -- -- Peak	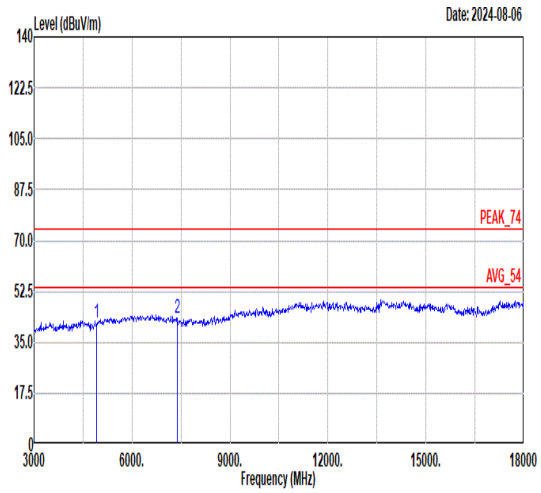 Freq Level Limit Line Margin Read Level Ant Factor Cable Loss Preamp Factor APos TPos Remark MHz dBuV/m dBuV/m dB dBuV dB/m dB dB cm deg 1 4924.00 41.62 74.00 -32.38 64.70 34.40 7.79 65.27 -- -- Peak 2 7386.00 43.44 74.00 -30.56 63.44 35.42 9.17 64.59 -- -- Peak

Mode	52	
	Band Edge - L	
	2400-2483.5_802.11be EHT40_CH03_Full RU _2422MHz	
ANT	CDD 13+10	
Pol.	Horizontal	Fundamental
Peak	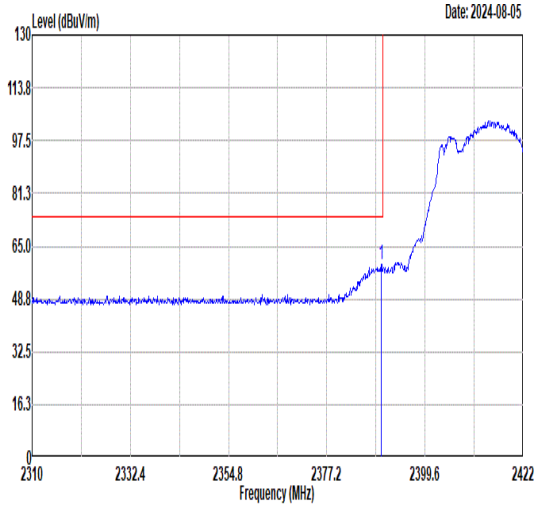 Limit Read Ant Cable Preamp APos TPos Freq Level Line Margin Level Factor Loss Factor Remark MHz dBuV/m dBuV/m dB dBuV dB/m dB dB cm deg 1 2389.63 59.32 74.00 -14.68 57.48 30.61 4.80 33.57 300 267 PEAK	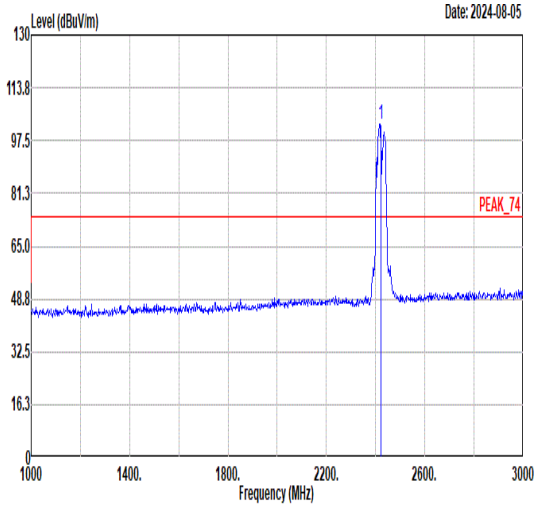 Limit Read Ant Cable Preamp APos TPos Freq Level Line Margin Level Factor Loss Factor Remark MHz dBuV/m dBuV/m dB dBuV dB/m dB dB cm deg 1 2422.00 102.49 ------ ------ 100.58 30.64 4.82 33.55 300 267 PEAK
Avg	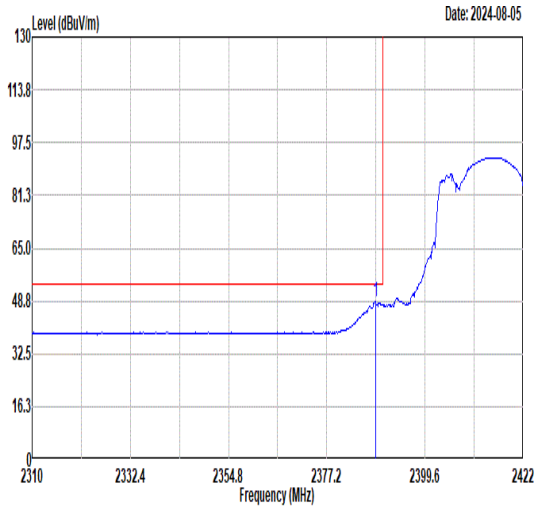 Limit Read Ant Cable Preamp APos TPos Freq Level Line Margin Level Factor Loss Factor Remark MHz dBuV/m dBuV/m dB dBuV dB/m dB dB cm deg 1 2388.29 48.48 54.00 -5.52 46.65 30.61 4.79 33.57 300 267 AVERAGE	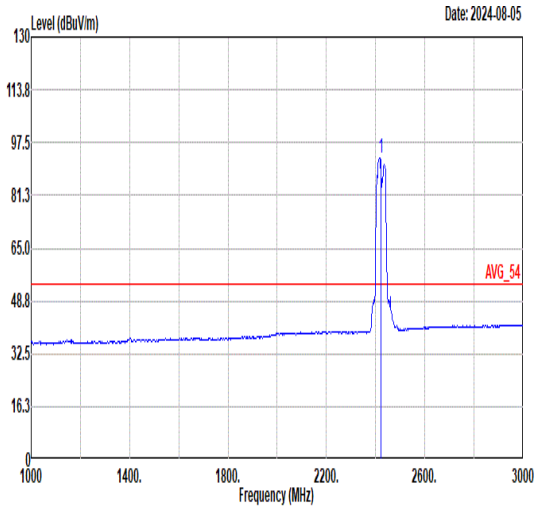 Limit Read Ant Cable Preamp APos TPos Freq Level Line Margin Level Factor Loss Factor Remark MHz dBuV/m dBuV/m dB dBuV dB/m dB dB cm deg 1 2422.00 92.91 ------ ------ 91.00 30.64 4.82 33.55 300 267 AVERAGE

Mode	52	
	Band Edge - R	
	2400-2483.5_802.11be EHT40_CH03_Full RU _2422MHz	
ANT	CDD 13+10	
Pol.	Horizontal	Fundamental
Peak	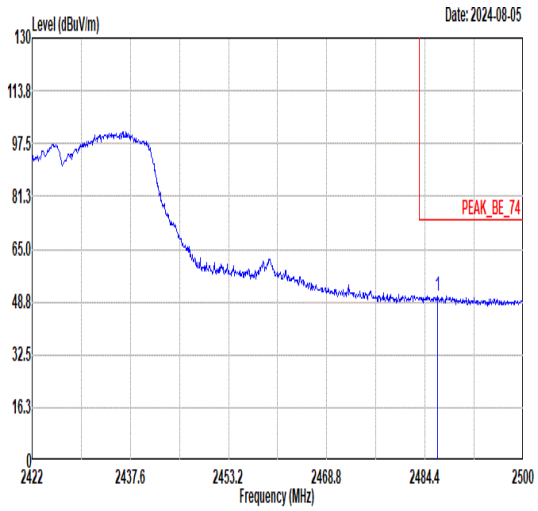 Freq Level Limit Line Margin Read Level Ant Factor Cable Loss Preamp Factor APos TPos Remark MHz dBuV/m dBuV/m dB dBuV dB/m dB dB cm deg 1 2486.43 50.36 74.00 -23.64 48.09 30.86 4.92 33.51 300 267 PEAK	Blank
Avg	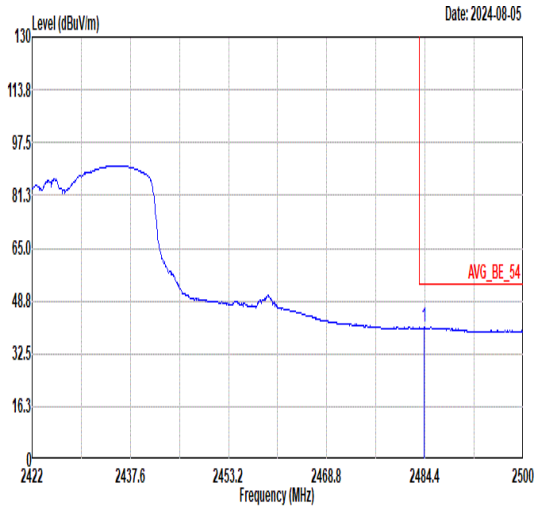 Freq Level Limit Line Margin Read Level Ant Factor Cable Loss Preamp Factor APos TPos Remark MHz dBuV/m dBuV/m dB dBuV dB/m dB dB cm deg 1 2484.24 40.56 54.00 -13.44 38.30 30.85 4.92 33.51 300 267 AVERAGE	Blank

Mode	52	
	Band Edge - L	
	2400-2483.5_802.11be EHT40_CH03_Full RU _2422MHz	
ANT	CDD 13+10	
Pol.	Vertical	Fundamental
Peak	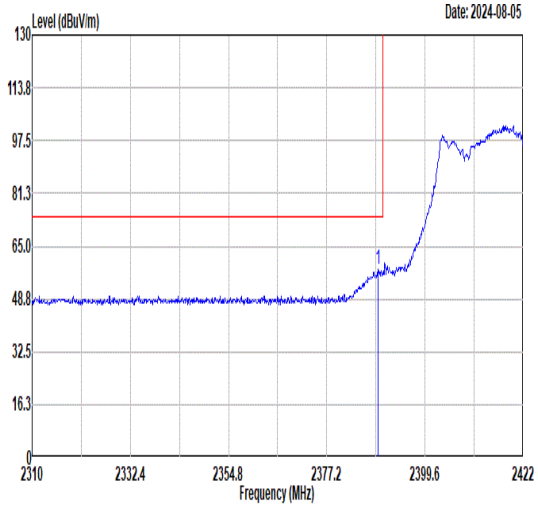 Freq Level Limit Line Margin Read Level Ant Factor Cable Loss Preamp Factor APos TPos Remark MHz dBuV/m dBuV/m dB dBuV dB/m dB dB cm deg 1 2388.85 57.89 74.00 -16.11 56.06 30.61 4.79 33.57 384 210 PEAK	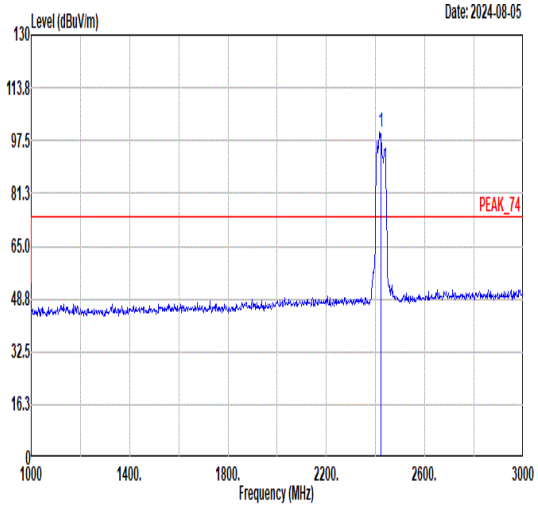 Freq Level Limit Line Margin Read Level Ant Factor Cable Loss Preamp Factor APos TPos Remark MHz dBuV/m dBuV/m dB dBuV dB/m dB dB cm deg 1 2422.00 99.83 ------ ------ 97.92 30.64 4.82 33.55 384 210 PEAK
Avg	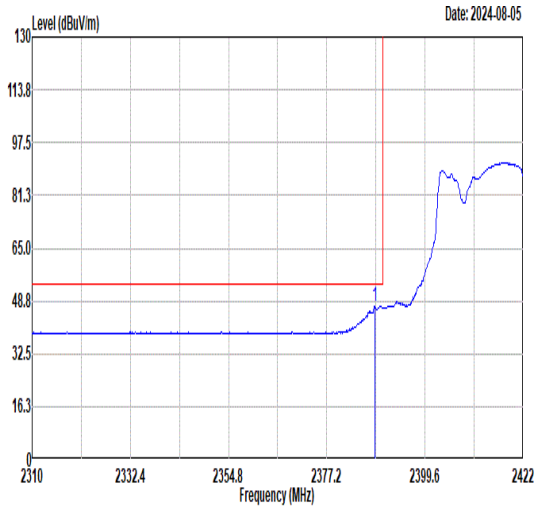 Freq Level Limit Line Margin Read Level Ant Factor Cable Loss Preamp Factor APos TPos Remark MHz dBuV/m dBuV/m dB dBuV dB/m dB dB cm deg 1 2388.18 47.10 54.00 -6.90 45.27 30.61 4.79 33.57 384 210 AVERAGE	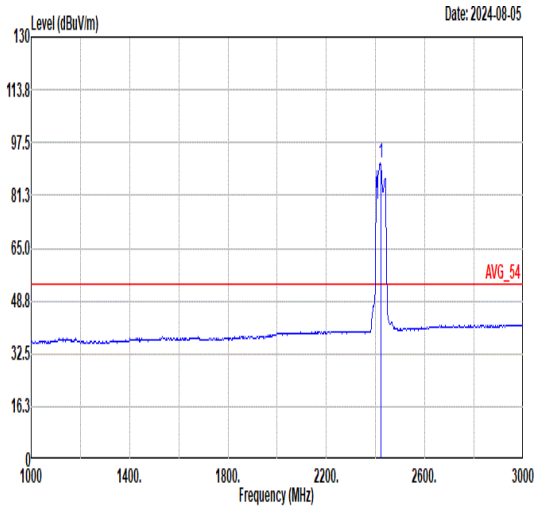 Freq Level Limit Line Margin Read Level Ant Factor Cable Loss Preamp Factor APos TPos Remark MHz dBuV/m dBuV/m dB dBuV dB/m dB dB cm deg 1 2422.00 91.15 ------ ------ 89.22 30.65 4.83 33.55 384 210 AVERAGE

Mode	52	
	Band Edge - R	
	2400-2483.5_802.11be EHT40_CH03_Full RU _2422MHz	
ANT	CDD 13+10	
Pol.	Vertical	Fundamental
Peak	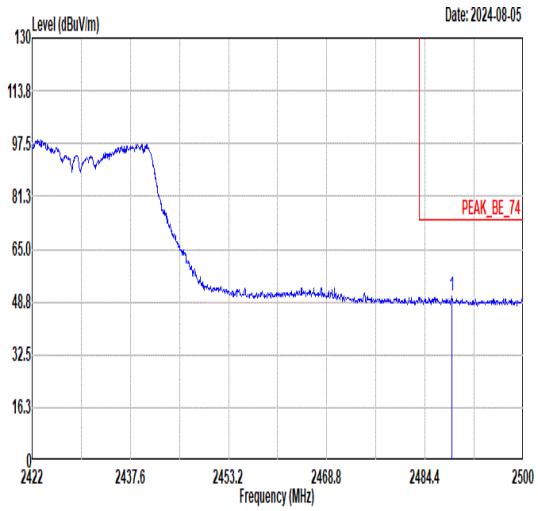 Limit Read Ant Cable Preamp APos TPos Freq Level Line Margin Level Factor Loss Factor Remark MHz dBuV/m dBuV/m dB dBuV dB/m dB dB cm deg 1 2488.69 50.38 74.00 -23.62 48.09 30.87 4.93 33.51 384 210 PEAK	Blank
Avg	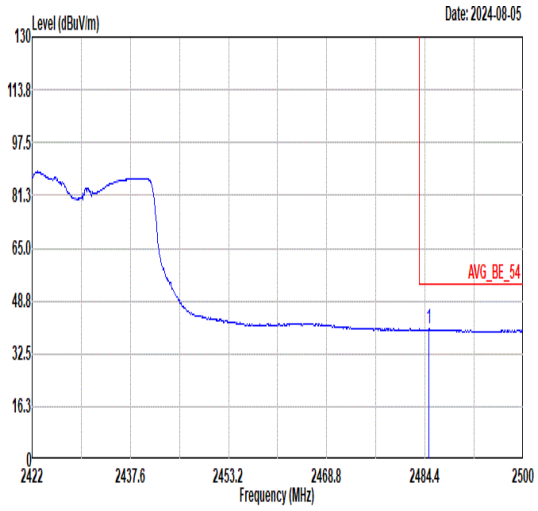 Limit Read Ant Cable Preamp APos TPos Freq Level Line Margin Level Factor Loss Factor Remark MHz dBuV/m dBuV/m dB dBuV dB/m dB dB cm deg 1 2485.02 40.01 54.00 -13.99 37.74 30.86 4.92 33.51 384 210 AVERAGE	Blank

Mode	53	
	Band Edge - L	
	2400-2483.5_802.11be EHT40_CH09_Full RU _2452MHz	
ANT	CDD 13+10	
Pol.	Horizontal	Fundamental
Peak	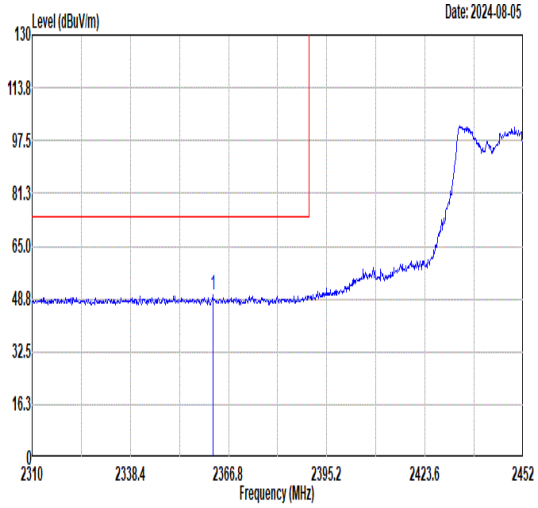 Freq Level Limit Line Margin Read Level Ant Factor Cable Loss Preamp Factor APos TPos Remark MHz dBuV/m dBuV/m dB dBuV dB/m dB dB cm deg 1 2362.26 50.23 74.00 -23.77 48.38 30.66 4.77 33.58 100 291 PEAK	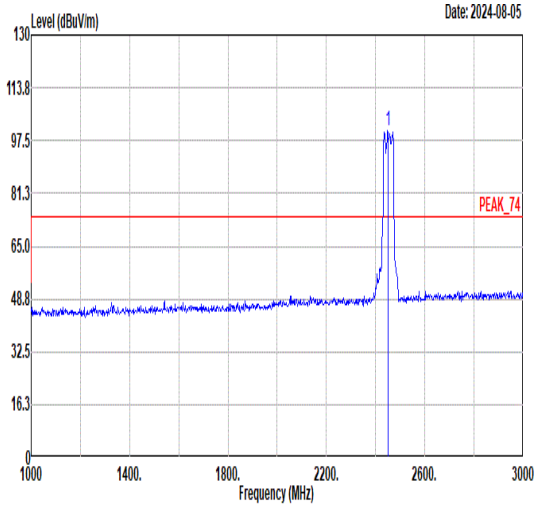 Freq Level Limit Line Margin Read Level Ant Factor Cable Loss Preamp Factor APos TPos Remark MHz dBuV/m dBuV/m dB dBuV dB/m dB dB cm deg 1 2452.00 100.60 ------ ------ 98.55 30.71 4.87 33.53 100 291 PEAK
Avg	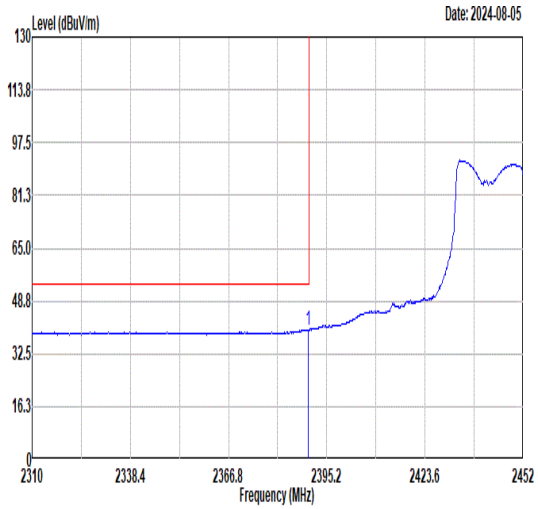 Freq Level Limit Line Margin Read Level Ant Factor Cable Loss Preamp Factor APos TPos Remark MHz dBuV/m dBuV/m dB dBuV dB/m dB dB cm deg 1 2389.80 39.98 54.00 -14.02 38.14 30.61 4.80 33.57 100 291 AVERAGE	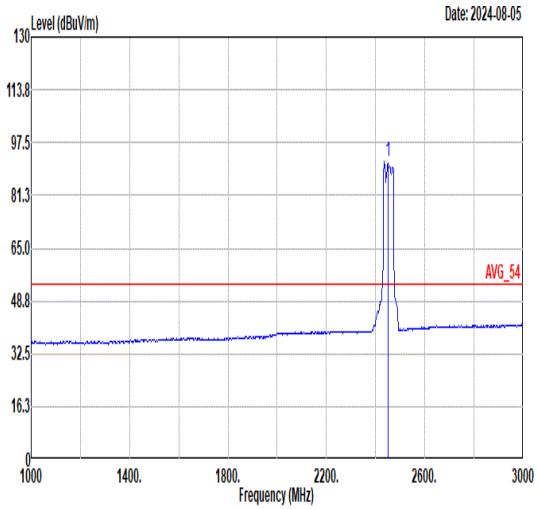 Freq Level Limit Line Margin Read Level Ant Factor Cable Loss Preamp Factor APos TPos Remark MHz dBuV/m dBuV/m dB dBuV dB/m dB dB cm deg 1 2452.00 91.82 ------ ------ 89.83 30.68 4.85 33.54 100 291 AVERAGE

Mode	53	
	Band Edge - R	
	2400-2483.5_802.11be EHT40_CH09_Full RU _2452MHz	
ANT	CDD 13+10	
Pol.	Horizontal	Fundamental
Peak	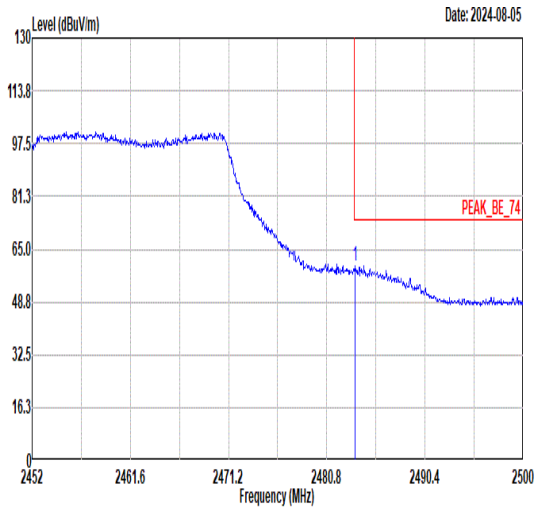 Freq Level Limit Line Margin Read Level Ant Factor Cable Loss Preamp Factor APos TPos Remark MHz dBuV/m dBuV/m dB dBuV dB/m dB dB cm deg 1 2483.54 59.74 74.00 -14.26 57.48 30.85 4.92 33.51 100 291 PEAK	Blank
Avg	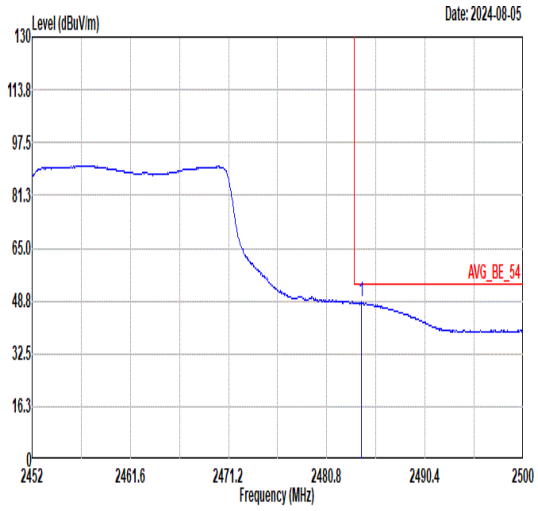 Freq Level Limit Line Margin Read Level Ant Factor Cable Loss Preamp Factor APos TPos Remark MHz dBuV/m dBuV/m dB dBuV dB/m dB dB cm deg 1 2484.16 48.32 54.00 -5.68 46.06 30.85 4.92 33.51 100 291 AVERAGE	Blank

Mode	53	
	Band Edge - L	
	2400-2483.5_802.11be EHT40_CH09_Full RU _2452MHz	
ANT	CDD 13+10	
Pol.	Vertical	Fundamental
Peak	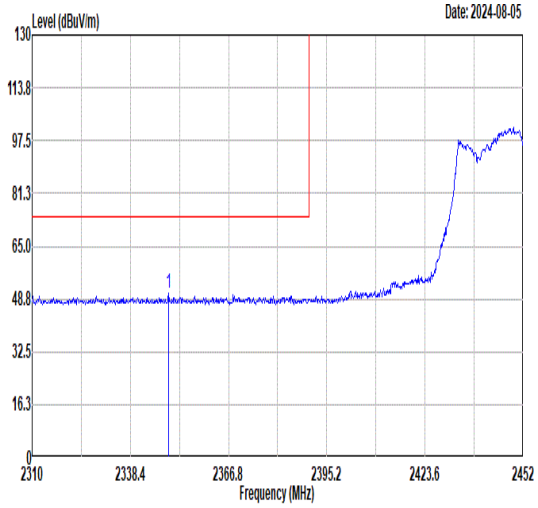 Freq Level Limit Line Margin Read Level Ant Factor Cable Loss Preamp Factor APos TPos Remark MHz dBuV/m dBuV/m dB dBuV dB/m dB dB cm deg 1 2349.48 50.60 74.00 -23.40 48.75 30.69 4.75 33.59 356 219 PEAK	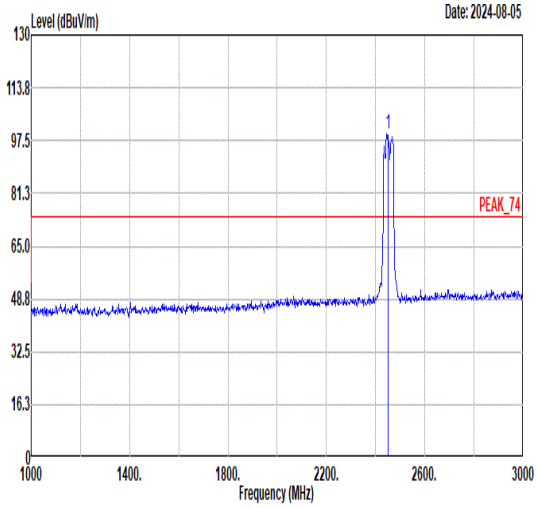 Freq Level Limit Line Margin Read Level Ant Factor Cable Loss Preamp Factor APos TPos Remark MHz dBuV/m dBuV/m dB dBuV dB/m dB dB cm deg 1 2452.00 99.64 ------ ------ 97.61 30.70 4.87 33.54 356 219 PEAK
Avg	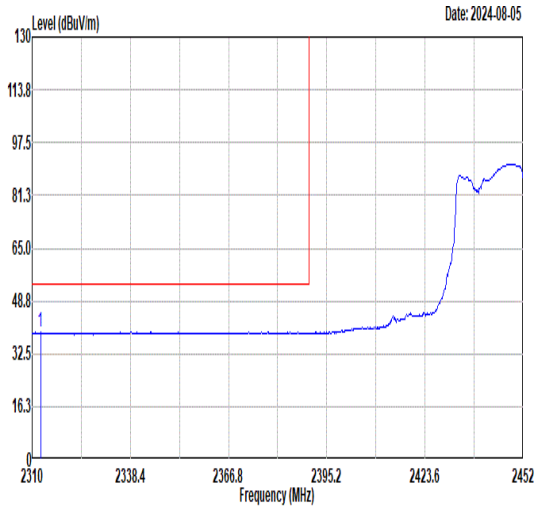 Freq Level Limit Line Margin Read Level Ant Factor Cable Loss Preamp Factor APos TPos Remark MHz dBuV/m dBuV/m dB dBuV dB/m dB dB cm deg 1 2312.41 39.10 54.00 -14.90 37.23 30.76 4.72 33.61 356 219 AVERAGE	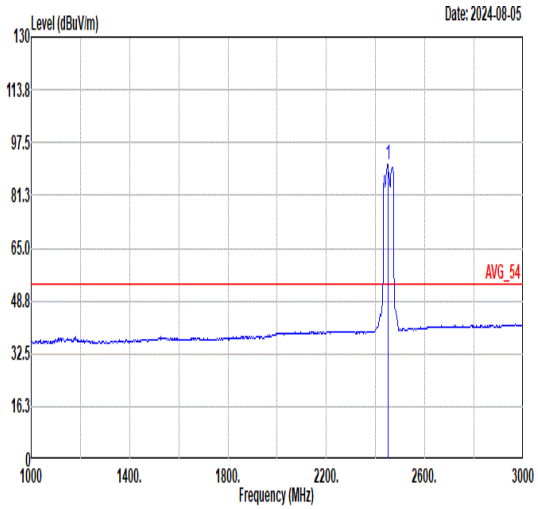 Freq Level Limit Line Margin Read Level Ant Factor Cable Loss Preamp Factor APos TPos Remark MHz dBuV/m dBuV/m dB dBuV dB/m dB dB cm deg 1 2452.00 90.74 ------ ------ 88.69 30.71 4.87 33.53 356 219 AVERAGE

Mode	53	
	Band Edge - R	
	2400-2483.5_802.11be EHT40_CH09_Full RU _2452MHz	
ANT	CDD 13+10	
Pol.	Vertical	Fundamental
Peak	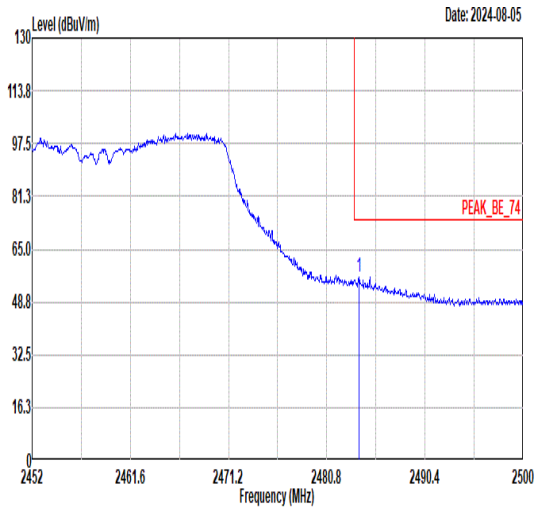 Freq Level Limit Line Margin Read Level Ant Factor Cable Loss Preamp Factor APos TPos Remark MHz dBuV/m dBuV/m dB dBuV dB/m dB dB cm deg 1 2483.97 56.48 74.00 -17.52 54.22 30.85 4.92 33.51 356 219 PEAK	Blank
Avg	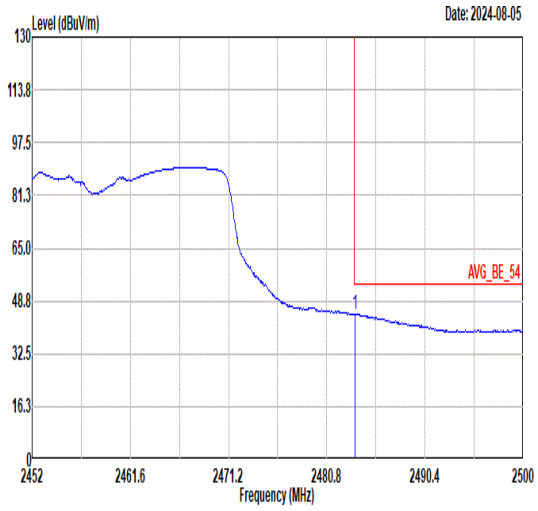 Freq Level Limit Line Margin Read Level Ant Factor Cable Loss Preamp Factor APos TPos Remark MHz dBuV/m dBuV/m dB dBuV dB/m dB dB cm deg 1 2483.54 44.69 54.00 -9.31 42.43 30.85 4.92 33.51 356 219 AVERAGE	Blank

Mode	54	
	Band Edge	
	2400-2483.5_802.11be EHT20_CH01_Single RU 106/53_2412MHz	
ANT	CDD 13+10	
Pol.	Horizontal	Fundamental
Peak	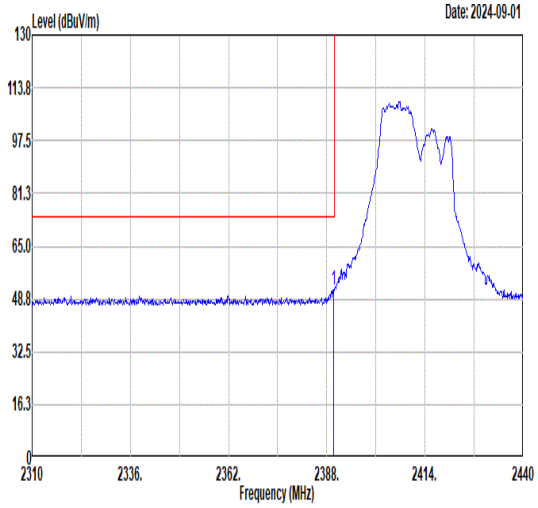 Freq Level Limit Line Margin Read Level Ant Factor Cable Loss Preamp Factor APos TPos Remark MHz dBuV/m dBuV/m dB dBuV dB/m dB dB cm deg 1 2389.82 51.74 74.00 -22.26 49.90 30.61 4.80 33.57 100 124 PEAK	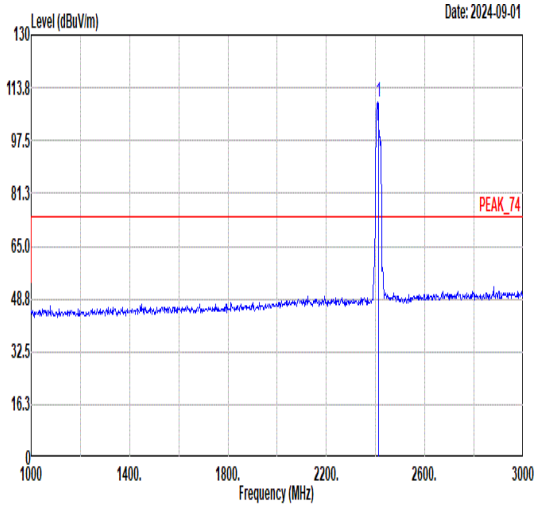 Freq Level Limit Line Margin Read Level Ant Factor Cable Loss Preamp Factor APos TPos Remark MHz dBuV/m dBuV/m dB dBuV dB/m dB dB cm deg 1 2412.00 109.25 ------ ------ 107.36 30.63 4.82 33.56 100 124 PEAK
Avg	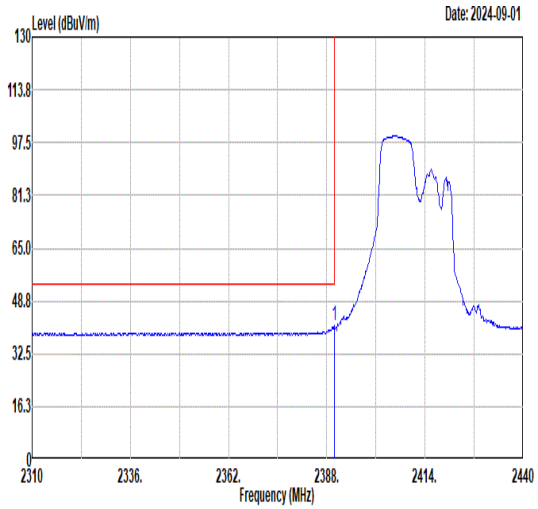 Freq Level Limit Line Margin Read Level Ant Factor Cable Loss Preamp Factor APos TPos Remark MHz dBuV/m dBuV/m dB dBuV dB/m dB dB cm deg 1 2389.95 41.02 54.00 -12.98 39.18 30.61 4.80 33.57 100 124 AVERAGE	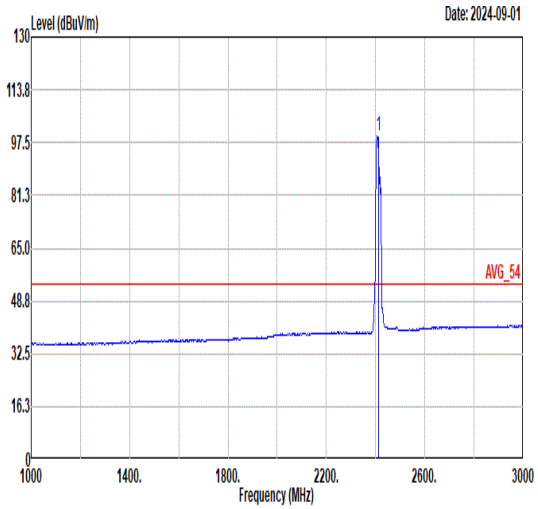 Freq Level Limit Line Margin Read Level Ant Factor Cable Loss Preamp Factor APos TPos Remark MHz dBuV/m dBuV/m dB dBuV dB/m dB dB cm deg 1 2412.00 99.36 ------ ------ 97.49 30.62 4.81 33.56 100 124 AVERAGE

Mode	54	
	Band Edge	
	2400-2483.5_802.11be EHT20_CH01_Single RU 106/53_2412MHz	
ANT	CDD 13+10	
Pol.	Vertical	Fundamental
Peak	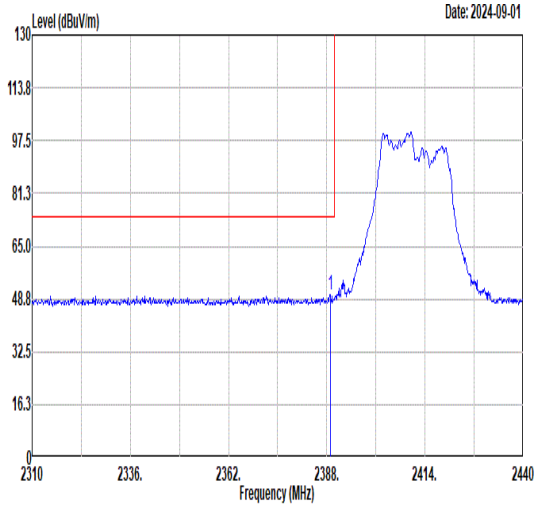 Freq Level Limit Line Margin Read Level Ant Factor Cable Loss Preamp Factor APos TPos Remark MHz dBuV/m dBuV/m dB dBuV dB/m dB dB cm deg 1 2388.91 50.09 74.00 -23.91 48.26 30.61 4.79 33.57 379 268 PEAK	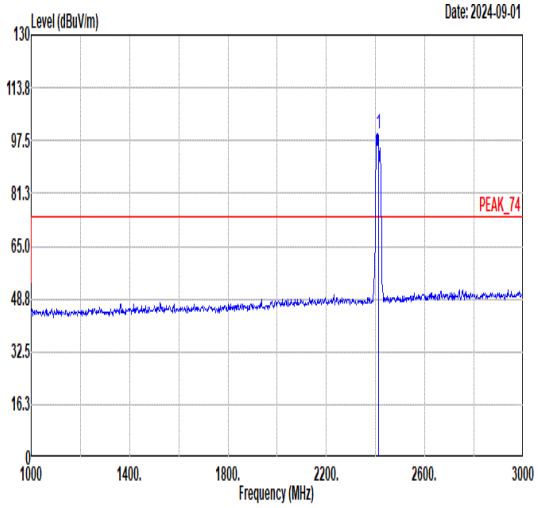 Freq Level Limit Line Margin Read Level Ant Factor Cable Loss Preamp Factor APos TPos Remark MHz dBuV/m dBuV/m dB dBuV dB/m dB dB cm deg 1 2412.00 99.56 ------ ------ 97.67 30.63 4.82 33.56 379 268 PEAK
Avg	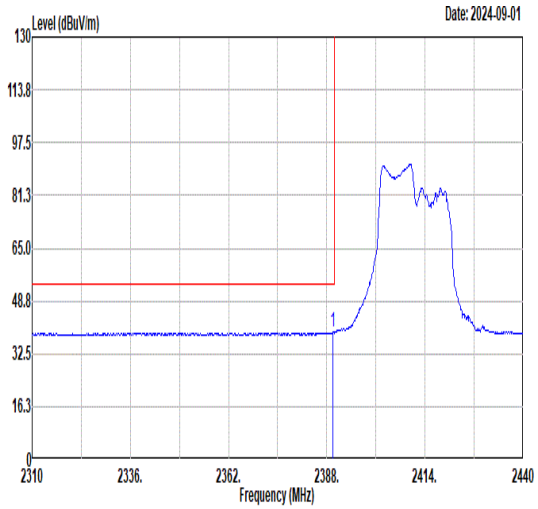 Freq Level Limit Line Margin Read Level Ant Factor Cable Loss Preamp Factor APos TPos Remark MHz dBuV/m dBuV/m dB dBuV dB/m dB dB cm deg 1 2389.69 39.08 54.00 -14.92 37.24 30.61 4.80 33.57 379 268 AVERAGE	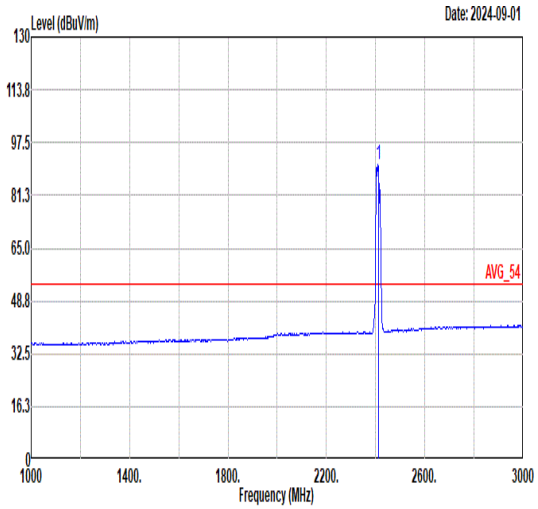 Freq Level Limit Line Margin Read Level Ant Factor Cable Loss Preamp Factor APos TPos Remark MHz dBuV/m dBuV/m dB dBuV dB/m dB dB cm deg 1 2412.00 90.60 ------ ------ 88.71 30.63 4.82 33.56 379 268 AVERAGE

Mode	55	
	Band Edge	
	2400-2483.5_802.11be EHT20_CH11_Single RU 52/40_2462MHz	
ANT	CDD 13+10	
Pol.	Horizontal	Fundamental
Peak	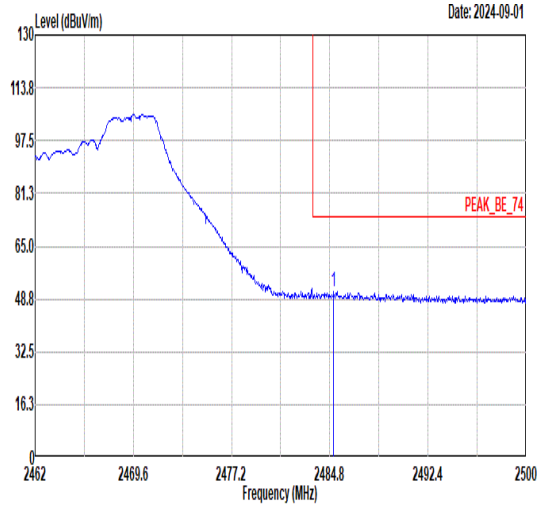 Freq Level Limit Line Margin Read Level Ant Factor Cable Loss Preamp Factor APos TPos Remark MHz dBuV/m dBuV/m dB dBuV dB/m dB dB cm deg 1 2485.10 51.13 74.00 -22.87 48.86 30.86 4.92 33.51 144 125 PEAK	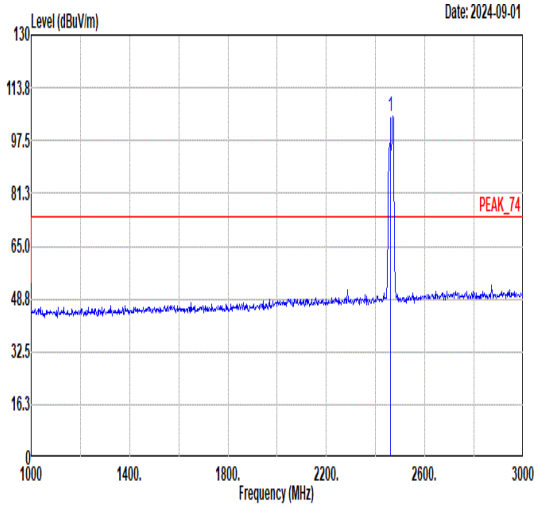 Freq Level Limit Line Margin Read Level Ant Factor Cable Loss Preamp Factor APos TPos Remark MHz dBuV/m dBuV/m dB dBuV dB/m dB dB cm deg 1 2462.00 104.92 ------ ------ 102.74 30.80 4.90 33.52 144 125 PEAK
Avg	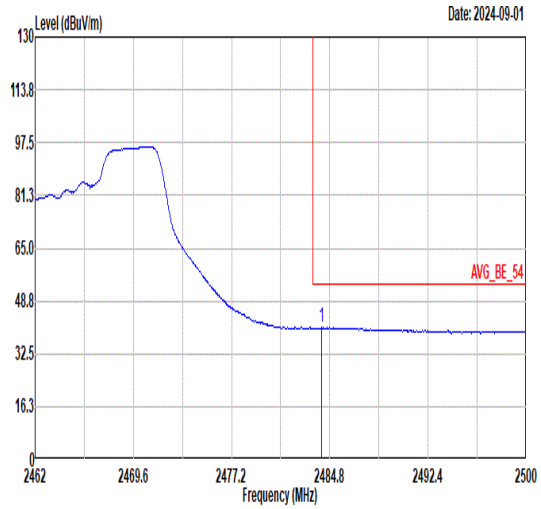 Freq Level Limit Line Margin Read Level Ant Factor Cable Loss Preamp Factor APos TPos Remark MHz dBuV/m dBuV/m dB dBuV dB/m dB dB cm deg 1 2484.19 40.62 54.00 -13.38 38.36 30.85 4.92 33.51 144 125 AVERAGE	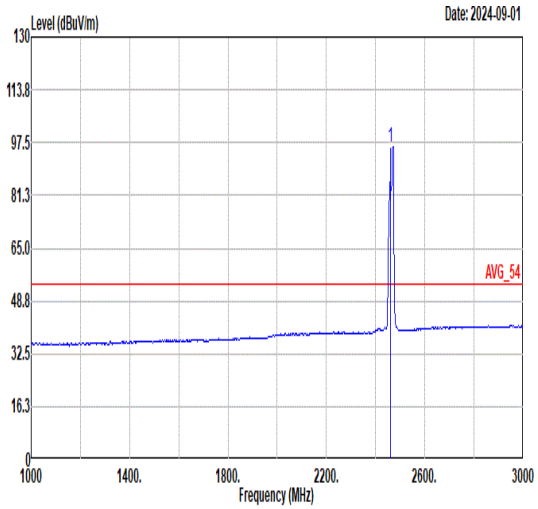 Freq Level Limit Line Margin Read Level Ant Factor Cable Loss Preamp Factor APos TPos Remark MHz dBuV/m dBuV/m dB dBuV dB/m dB dB cm deg 1 2462.00 96.15 ------ ------ 93.96 30.81 4.90 33.52 144 125 AVERAGE

Mode	55	
	Band Edge	
	2400-2483.5_802.11be EHT20_CH11_Single RU 52/40_2462MHz	
ANT	CDD 13+10	
Pol.	Vertical	Fundamental
Peak	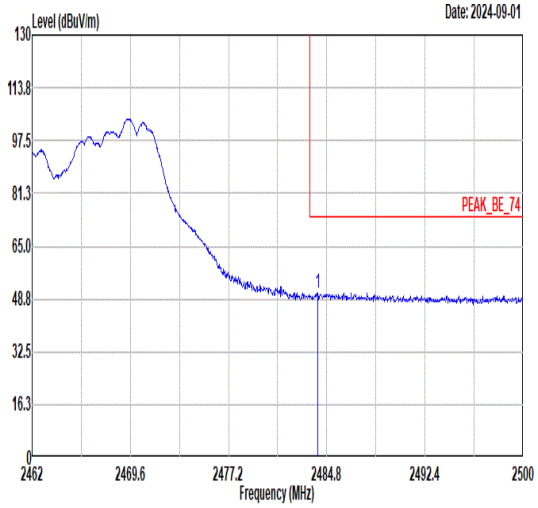 Freq Level Limit Line Margin Read Level Ant Factor Cable Loss Preamp Factor APos TPos Remark MHz dBuV/m dBuV/m dB dBuV dB/m dB dB cm deg 1 2484.12 50.65 74.00 -23.35 48.39 30.85 4.92 33.51 389 216 PEAK	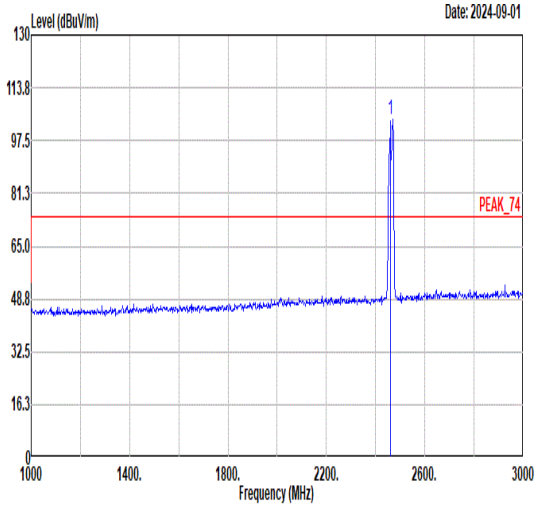 Freq Level Limit Line Margin Read Level Ant Factor Cable Loss Preamp Factor APos TPos Remark MHz dBuV/m dBuV/m dB dBuV dB/m dB dB cm deg 1 2462.00 103.81 ------ ------ 101.63 30.80 4.90 33.52 389 216 PEAK
Avg	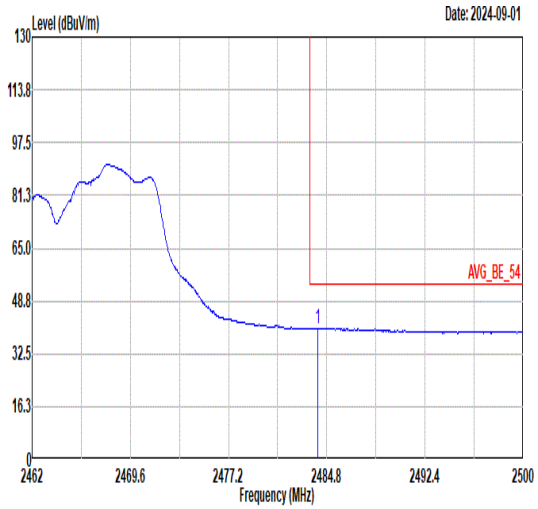 Freq Level Limit Line Margin Read Level Ant Factor Cable Loss Preamp Factor APos TPos Remark MHz dBuV/m dBuV/m dB dBuV dB/m dB dB cm deg 1 2484.08 40.33 54.00 -13.67 38.07 30.85 4.92 33.51 389 216 AVERAGE	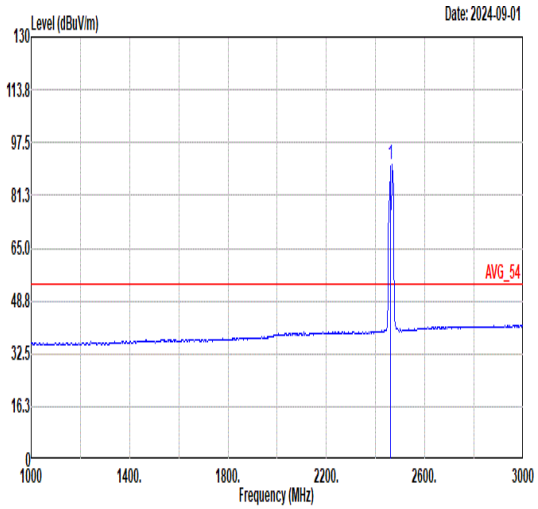 Freq Level Limit Line Margin Read Level Ant Factor Cable Loss Preamp Factor APos TPos Remark MHz dBuV/m dBuV/m dB dBuV dB/m dB dB cm deg 1 2462.00 90.62 ------ ------ 88.45 30.79 4.90 33.52 389 216 AVERAGE

Mode	56	
	Band Edge	
	2400-2483.5_802.11be EHT20_CH01_Small RU 52+26 Index 38+1 _2412MHz	
ANT	CDD 13+10	
Pol.	Horizontal	Fundamental
Peak	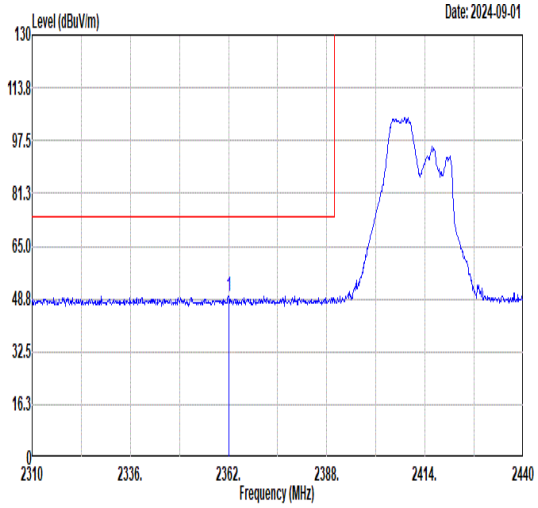 Freq Level Limit Line Margin Read Level Ant Factor Cable Loss Preamp Factor APos TPos Remark MHz dBuV/m dBuV/m dB dBuV dB/m dB dB cm deg 1 2362.00 49.56 74.00 -24.44 47.71 30.66 4.77 33.58 200 125 PEAK	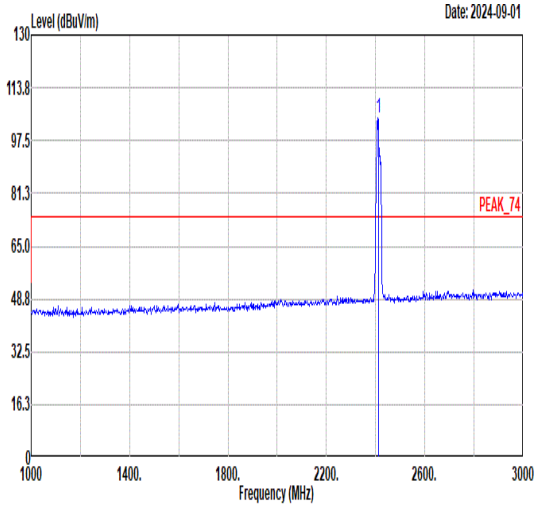 Freq Level Limit Line Margin Read Level Ant Factor Cable Loss Preamp Factor APos TPos Remark MHz dBuV/m dBuV/m dB dBuV dB/m dB dB cm deg 1 2412.00 104.61 ------ ------ 102.72 30.63 4.82 33.56 200 125 PEAK
Avg	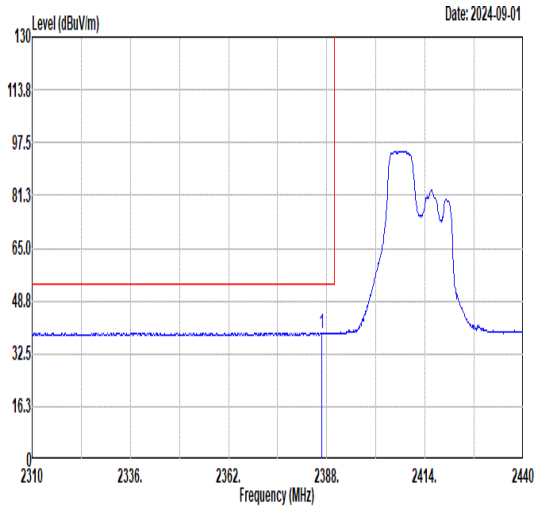 Freq Level Limit Line Margin Read Level Ant Factor Cable Loss Preamp Factor APos TPos Remark MHz dBuV/m dBuV/m dB dBuV dB/m dB dB cm deg 1 2386.57 38.90 54.00 -15.10 37.07 30.61 4.79 33.57 200 125 AVERAGE	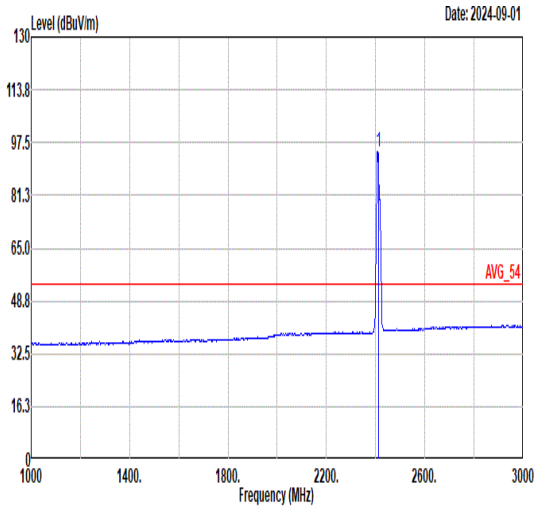 Freq Level Limit Line Margin Read Level Ant Factor Cable Loss Preamp Factor APos TPos Remark MHz dBuV/m dBuV/m dB dBuV dB/m dB dB cm deg 1 2412.00 94.75 ------ ------ 92.86 30.63 4.82 33.56 200 125 AVERAGE

Mode	56	
	Band Edge	
	2400-2483.5_802.11be EHT20_CH01_Small RU 52+26 Index 38+1 _2412MHz	
ANT	CDD 13+10	
Pol.	Vertical	Fundamental
Peak	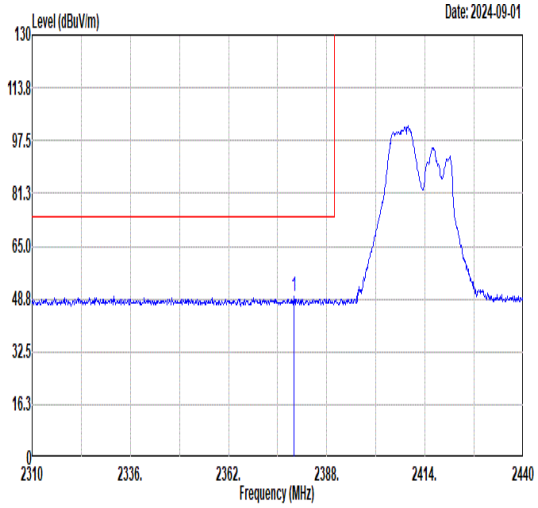 Freq Level Limit Line Margin Read Level Ant Factor Cable Loss Preamp Factor APos TPos Remark MHz dBuV/m dBuV/m dB dBuV dB/m dB dB cm deg 1 2379.29 49.49 74.00 -24.51 47.65 30.63 4.78 33.57 400 227 PEAK	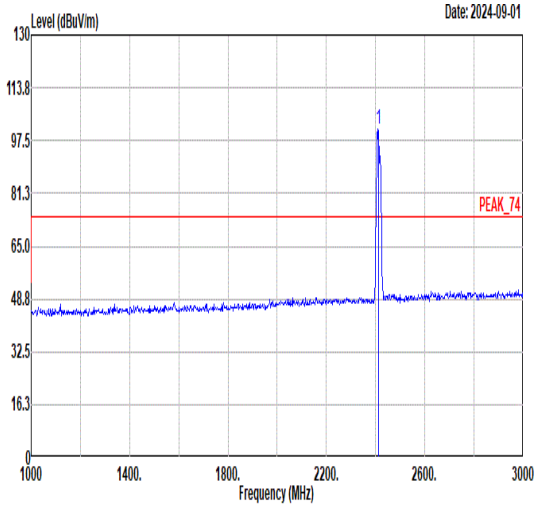 Freq Level Limit Line Margin Read Level Ant Factor Cable Loss Preamp Factor APos TPos Remark MHz dBuV/m dBuV/m dB dBuV dB/m dB dB cm deg 1 2412.00 101.20 ------ ------ 99.31 30.63 4.82 33.56 400 227 PEAK
Avg	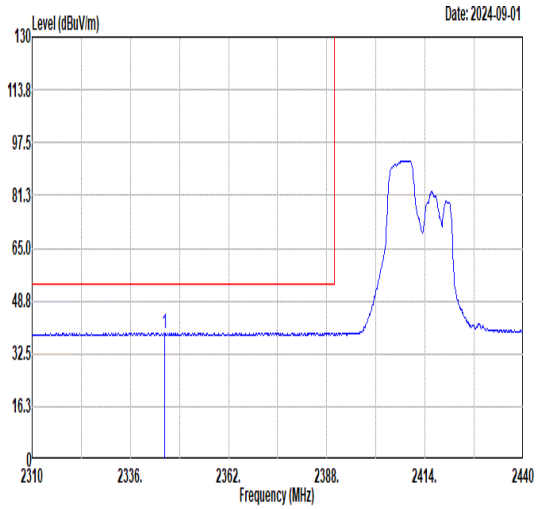 Freq Level Limit Line Margin Read Level Ant Factor Cable Loss Preamp Factor APos TPos Remark MHz dBuV/m dBuV/m dB dBuV dB/m dB dB cm deg 1 2345.10 38.85 54.00 -15.15 36.99 30.70 4.75 33.59 400 227 AVERAGE	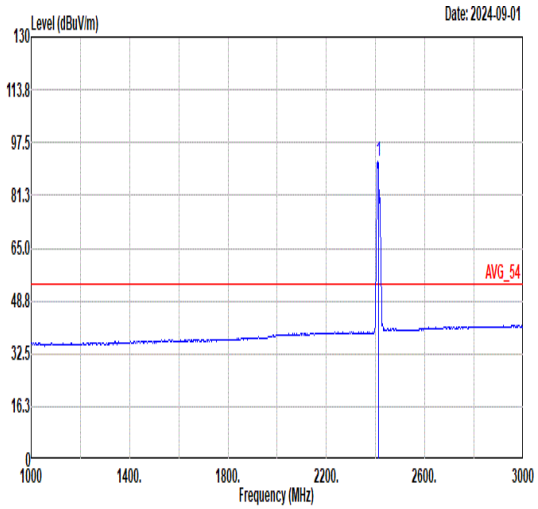 Freq Level Limit Line Margin Read Level Ant Factor Cable Loss Preamp Factor APos TPos Remark MHz dBuV/m dBuV/m dB dBuV dB/m dB dB cm deg 1 2412.00 91.86 ------ ------ 89.97 30.63 4.82 33.56 400 227 AVERAGE

Mode	57	
	Band Edge	
	2400-2483.5_802.11be EHT20_CH11_Small RU 52+26 Index 39+7_2462MHz	
ANT	CDD 13+10	
Pol.	Horizontal	Fundamental
Peak	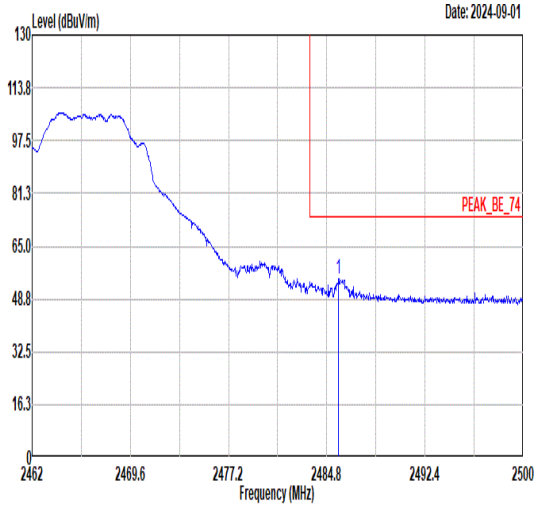 Freq Level Limit Line Margin Read Level Ant Factor Cable Loss Preamp Factor APos TPos Remark MHz dBuV/m dBuV/m dB dBuV dB/m dB dB cm deg 1 2485.71 55.04 74.00 -18.96 52.77 30.86 4.92 33.51 100 274 PEAK	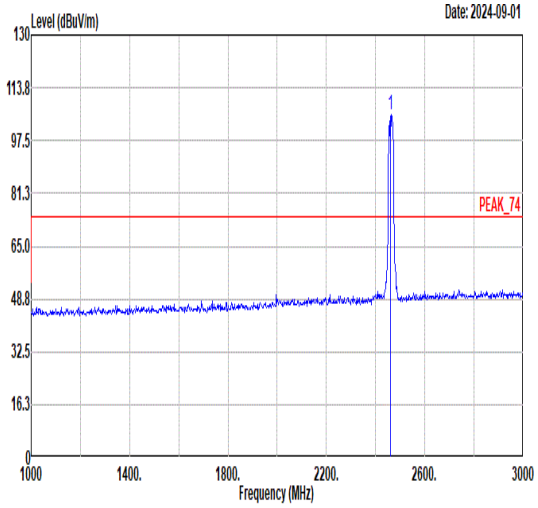 Freq Level Limit Line Margin Read Level Ant Factor Cable Loss Preamp Factor APos TPos Remark MHz dBuV/m dBuV/m dB dBuV dB/m dB dB cm deg 1 2462.00 105.30 ------ ------ 103.16 30.77 4.89 33.52 100 274 PEAK
Avg	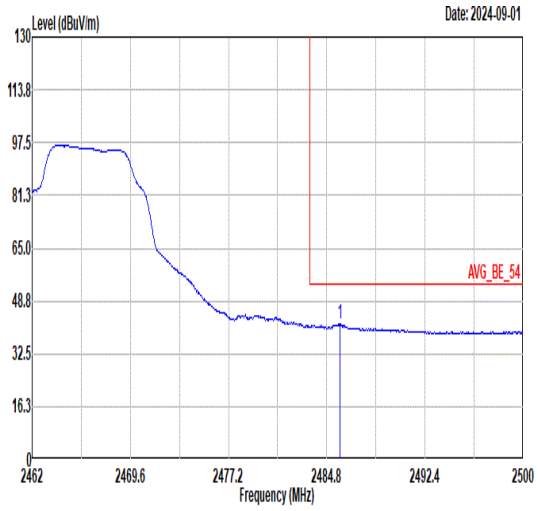 Freq Level Limit Line Margin Read Level Ant Factor Cable Loss Preamp Factor APos TPos Remark MHz dBuV/m dBuV/m dB dBuV dB/m dB dB cm deg 1 2485.83 41.49 54.00 -12.51 39.22 30.86 4.92 33.51 100 274 AVERAGE	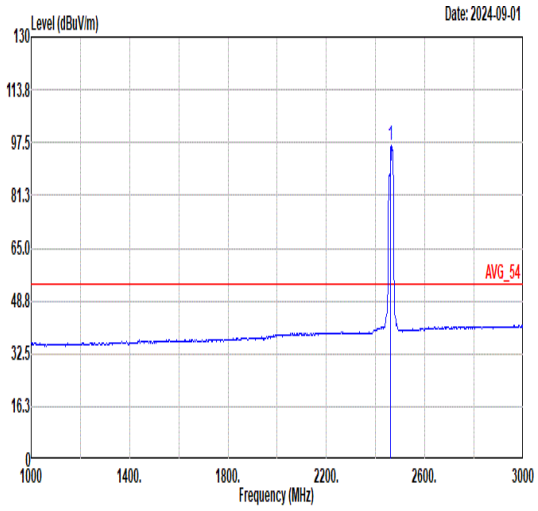 Freq Level Limit Line Margin Read Level Ant Factor Cable Loss Preamp Factor APos TPos Remark MHz dBuV/m dBuV/m dB dBuV dB/m dB dB cm deg 1 2462.00 96.45 ------ ------ 94.31 30.77 4.89 33.52 100 274 AVERAGE

Mode	57	
	Band Edge	
	2400-2483.5_802.11be EHT20_CH11_Small RU 52+26 Index 39+7_2462MHz	
ANT	CDD 13+10	
Pol.	Vertical	Fundamental
Peak	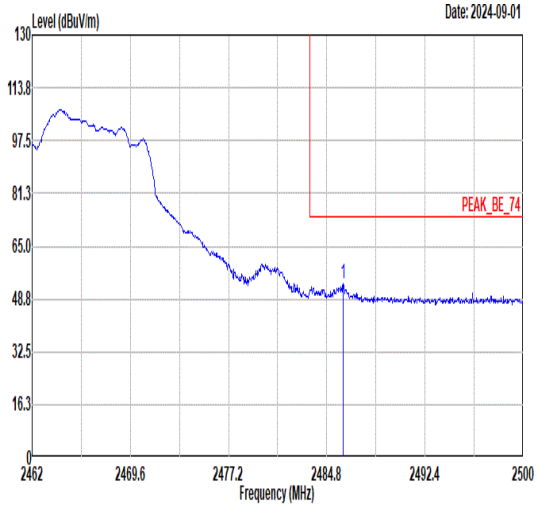 Freq Level Limit Line Margin Read Level Ant Factor Cable Loss Preamp Factor APos TPos Remark MHz dBuV/m dBuV/m dB dBuV dB/m dB dB cm deg 1 2486.09 53.27 74.00 -20.73 51.00 30.86 4.92 33.51 400 228 PEAK	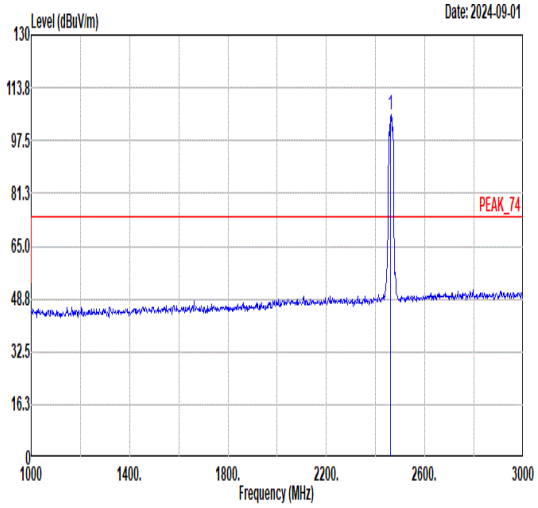 Freq Level Limit Line Margin Read Level Ant Factor Cable Loss Preamp Factor APos TPos Remark MHz dBuV/m dBuV/m dB dBuV dB/m dB dB cm deg 1 2462.00 105.49 ------ ------ 103.35 30.77 4.89 33.52 400 228 PEAK
Avg	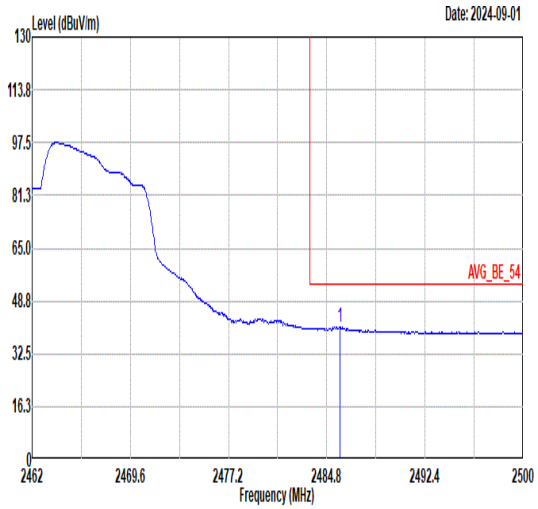 Freq Level Limit Line Margin Read Level Ant Factor Cable Loss Preamp Factor APos TPos Remark MHz dBuV/m dBuV/m dB dBuV dB/m dB dB cm deg 1 2485.83 40.78 54.00 -13.22 38.51 30.86 4.92 33.51 400 228 AVERAGE	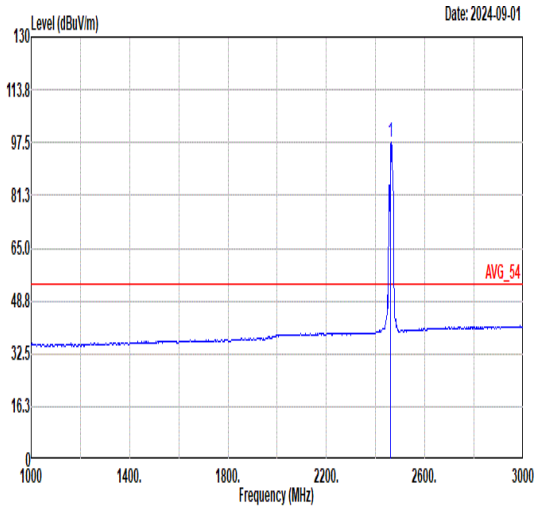 Freq Level Limit Line Margin Read Level Ant Factor Cable Loss Preamp Factor APos TPos Remark MHz dBuV/m dBuV/m dB dBuV dB/m dB dB cm deg 1 2462.00 97.44 ------ ------ 95.30 30.77 4.89 33.52 400 228 AVERAGE

Mode	58	
	Band Edge	
	2400-2483.5_802.11be EHT20_CH01_Small RU 106+26 Index 53+4 _2412MHz	
ANT	CDD 13+10	
Pol.	Horizontal	Fundamental
Peak	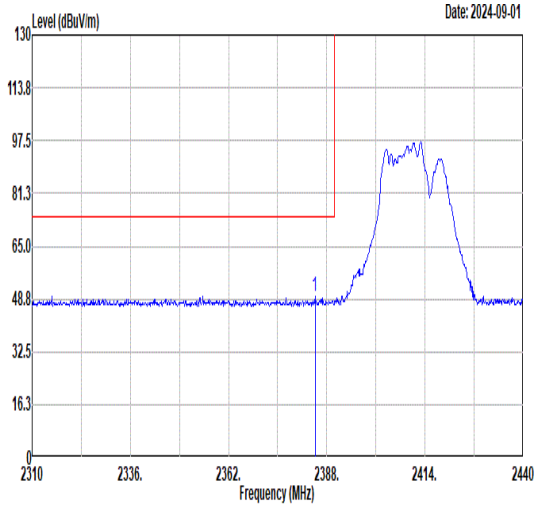 Freq Level Limit Line Margin Read Level Ant Factor Cable Loss Preamp Factor APos TPos Remark MHz dBuV/m dBuV/m dB dBuV dB/m dB dB cm deg 1 2384.88 49.75 74.00 -24.25 47.91 30.62 4.79 33.57 372 0 PEAK	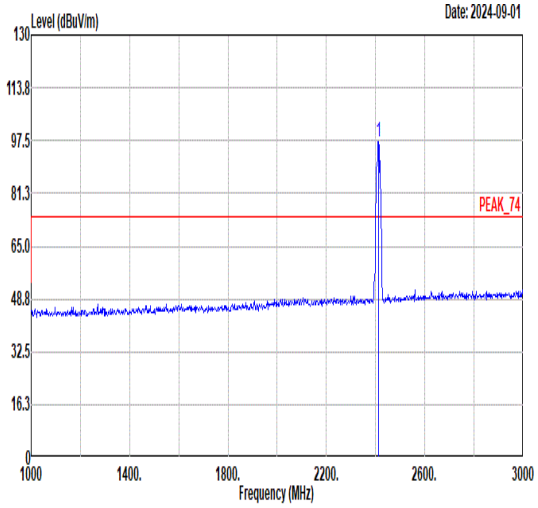 Freq Level Limit Line Margin Read Level Ant Factor Cable Loss Preamp Factor APos TPos Remark MHz dBuV/m dBuV/m dB dBuV dB/m dB dB cm deg 1 2412.00 97.01 ------ ------ 95.10 30.64 4.82 33.55 372 0 PEAK
Avg	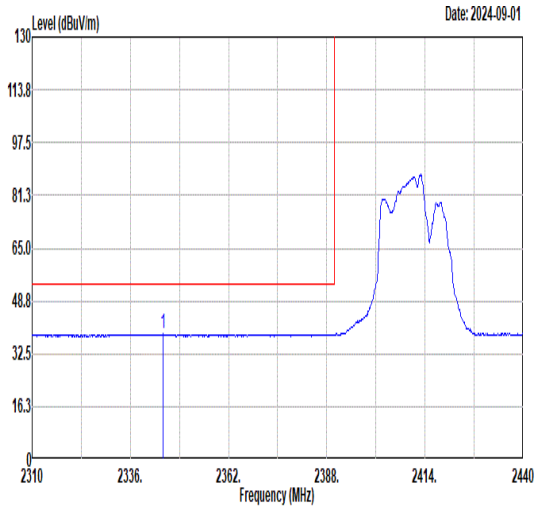 Freq Level Limit Line Margin Read Level Ant Factor Cable Loss Preamp Factor APos TPos Remark MHz dBuV/m dBuV/m dB dBuV dB/m dB dB cm deg 1 2344.58 38.53 54.00 -15.47 36.67 30.70 4.75 33.59 372 0 AVERAGE	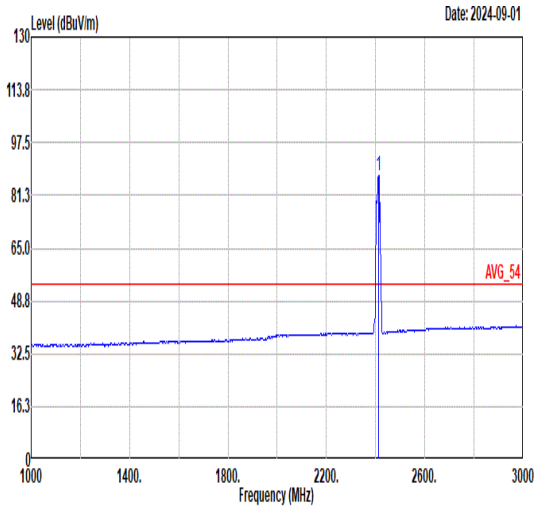 Freq Level Limit Line Margin Read Level Ant Factor Cable Loss Preamp Factor APos TPos Remark MHz dBuV/m dBuV/m dB dBuV dB/m dB dB cm deg 1 2412.00 87.37 ------ ------ 85.46 30.64 4.82 33.55 372 0 AVERAGE

Mode	58	
	Band Edge	
	2400-2483.5_802.11be EHT20_CH01_Small RU 106+26 Index 53+4 _2412MHz	
ANT	CDD 13+10	
Pol.	Vertical	Fundamental
Peak	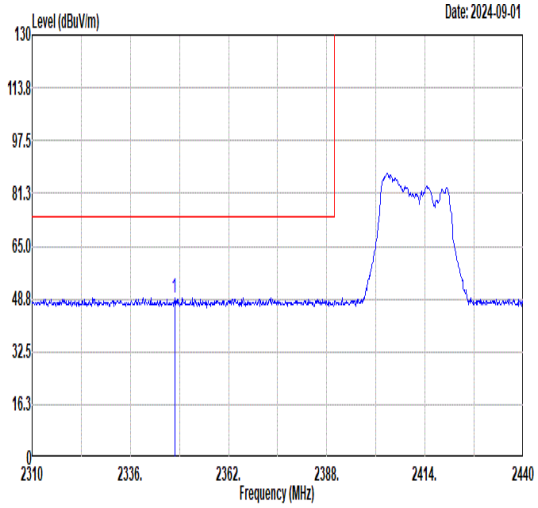 Freq Level Limit Line Margin Read Level Ant Factor Cable Loss Preamp Factor APos TPos Remark MHz dBuV/m dBuV/m dB dBuV dB/m dB dB cm deg 1 2347.70 49.23 74.00 -24.77 47.38 30.69 4.75 33.59 200 114 PEAK	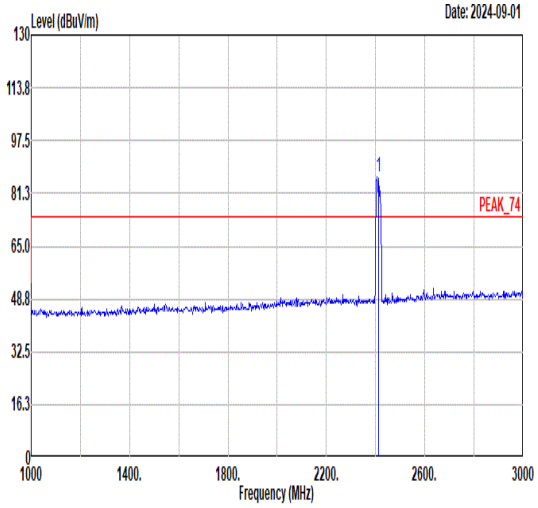 Freq Level Limit Line Margin Read Level Ant Factor Cable Loss Preamp Factor APos TPos Remark MHz dBuV/m dBuV/m dB dBuV dB/m dB dB cm deg 1 2412.00 86.43 ------ ------ 84.56 30.62 4.81 33.56 200 114 PEAK
Avg	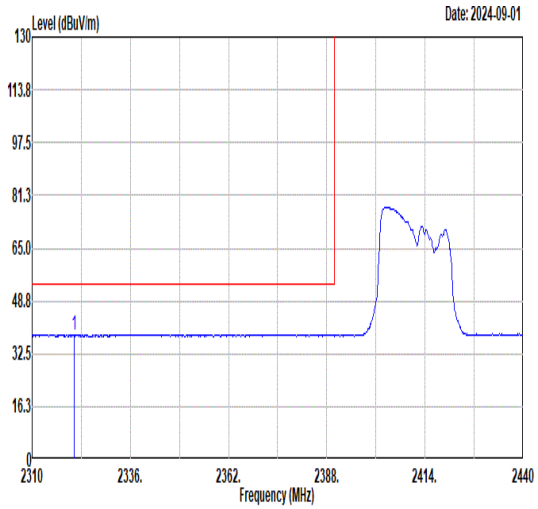 Freq Level Limit Line Margin Read Level Ant Factor Cable Loss Preamp Factor APos TPos Remark MHz dBuV/m dBuV/m dB dBuV dB/m dB dB cm deg 1 2321.05 38.47 54.00 -15.53 36.62 30.74 4.72 33.61 200 114 AVERAGE	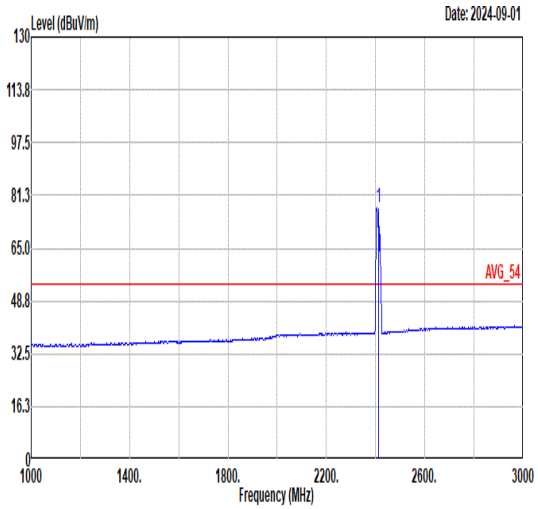 Freq Level Limit Line Margin Read Level Ant Factor Cable Loss Preamp Factor APos TPos Remark MHz dBuV/m dBuV/m dB dBuV dB/m dB dB cm deg 1 2412.00 77.46 ------ ------ 75.59 30.62 4.81 33.56 200 114 AVERAGE

Mode	59	
	Band Edge	
	2400-2483.5_802.11be EHT20_CH11_Small RU 106+26 Index 54+4_2462MHz	
ANT	CDD 13+10	
Pol.	Horizontal	Fundamental
Peak	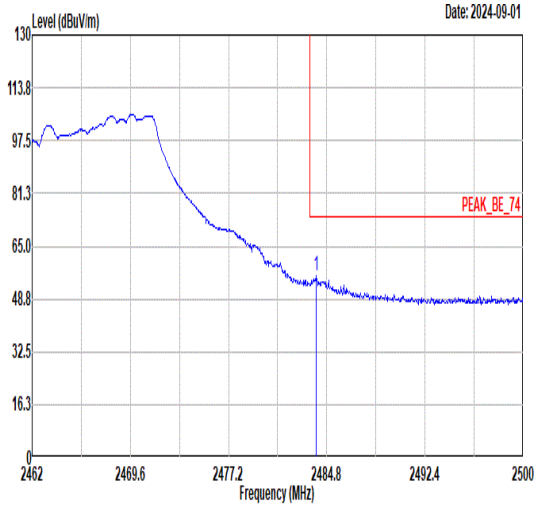 Freq Level Limit Line Margin Read Level Ant Factor Cable Loss Preamp Factor APos TPos Remark MHz dBuV/m dBuV/m dB dBuV dB/m dB dB cm deg 1 2484.00 55.86 74.00 -18.14 53.60 30.85 4.92 33.51 100 224 PEAK	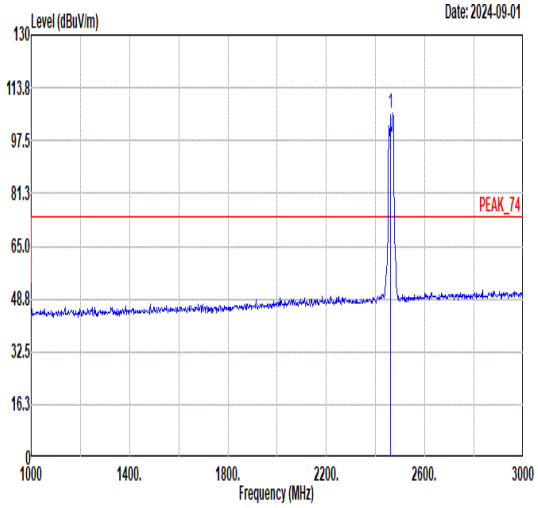 Freq Level Limit Line Margin Read Level Ant Factor Cable Loss Preamp Factor APos TPos Remark MHz dBuV/m dBuV/m dB dBuV dB/m dB dB cm deg 1 2462.00 105.92 ------ ------ 103.74 30.80 4.90 33.52 100 224 PEAK
Avg	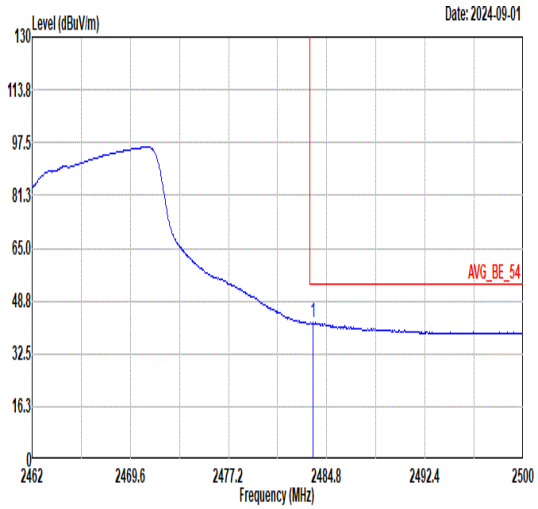 Freq Level Limit Line Margin Read Level Ant Factor Cable Loss Preamp Factor APos TPos Remark MHz dBuV/m dBuV/m dB dBuV dB/m dB dB cm deg 1 2483.74 42.03 54.00 -11.97 39.77 30.85 4.92 33.51 100 224 AVERAGE	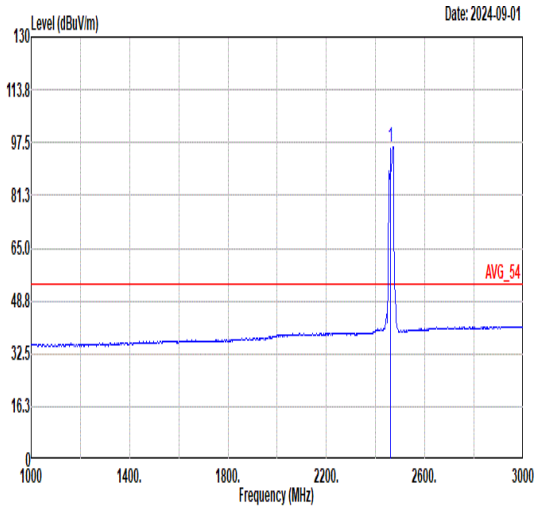 Freq Level Limit Line Margin Read Level Ant Factor Cable Loss Preamp Factor APos TPos Remark MHz dBuV/m dBuV/m dB dBuV dB/m dB dB cm deg 1 2462.00 96.01 ------ ------ 93.82 30.81 4.90 33.52 100 224 AVERAGE

Mode	59	
	Band Edge	
	2400-2483.5_802.11be EHT20_CH11_Small RU 106+26 Index 54+4_2462MHz	
ANT	CDD 13+10	
Pol.	Vertical	Fundamental
Peak	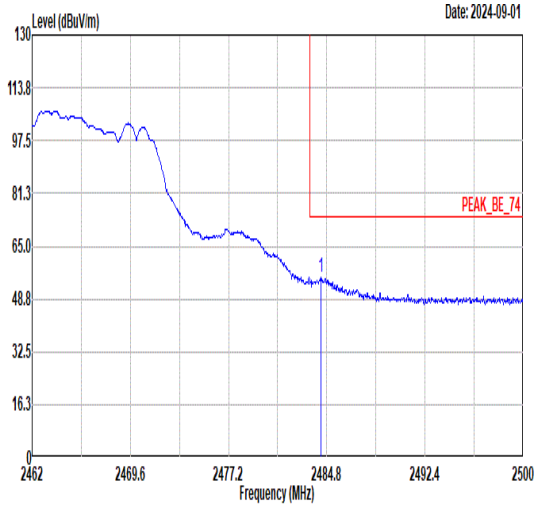 Freq Level Limit Line Margin Read Level Ant Factor Cable Loss Preamp Factor APos TPos Remark MHz dBuV/m dBuV/m dB dBuV dB/m dB dB cm deg 1 2484.34 55.51 74.00 -18.49 53.25 30.85 4.92 33.51 388 216 PEAK	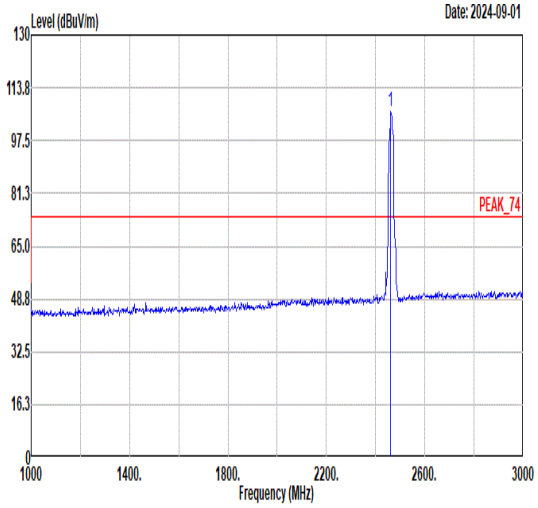 Freq Level Limit Line Margin Read Level Ant Factor Cable Loss Preamp Factor APos TPos Remark MHz dBuV/m dBuV/m dB dBuV dB/m dB dB cm deg 1 2462.00 106.41 ------ ------ 104.28 30.77 4.89 33.53 388 216 PEAK
Avg	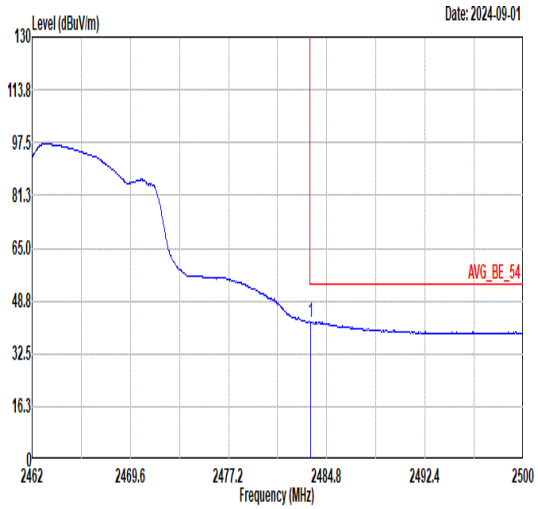 Freq Level Limit Line Margin Read Level Ant Factor Cable Loss Preamp Factor APos TPos Remark MHz dBuV/m dBuV/m dB dBuV dB/m dB dB cm deg 1 2483.55 42.36 54.00 -11.64 40.10 30.85 4.92 33.51 388 216 AVERAGE	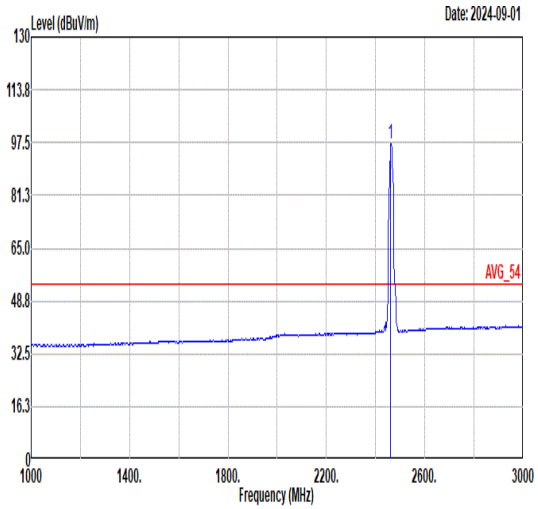 Freq Level Limit Line Margin Read Level Ant Factor Cable Loss Preamp Factor APos TPos Remark MHz dBuV/m dBuV/m dB dBuV dB/m dB dB cm deg 1 2462.00 97.10 ------ ------ 94.97 30.77 4.89 33.53 388 216 AVERAGE

Mode	60	
	LF	
	2400-2483.5_802.11be EHT20_CH01_Full RU _LFMHz	
ANT	CDD 13+10	
Pol.	Horizontal	Vertical
QP/ Peak	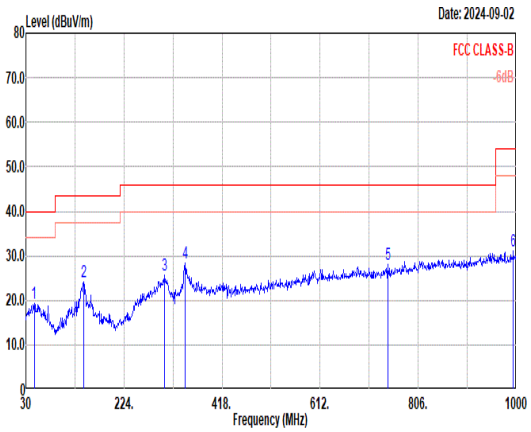	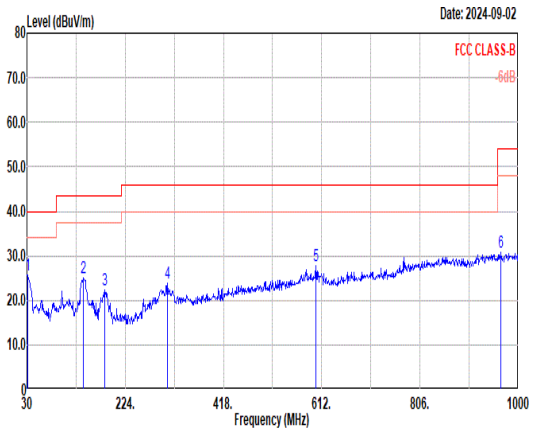

Horizontal:

	Freq	Level	Limit Line	Margin	Read Level	Ant Factor	Cable Loss	Preamp Factor	APos	TPos	Remark
	MHz	dBuV/m	dBuV/m	dB	dBuV	dB/m	dB	dB	cm	deg	
1	46.49	19.33	40.00	-20.67	34.02	19.62	0.69	35.00	--	--	Peak
2	144.46	24.06	43.50	-19.44	39.00	18.51	1.26	34.71	--	--	Peak
3	303.54	25.62	46.00	-20.38	39.21	19.20	1.81	34.60	--	--	Peak
4	344.28	28.39	46.00	-17.61	40.98	20.09	1.92	34.60	--	--	Peak
5	745.86	28.20	46.00	-17.80	32.11	27.55	2.94	34.40	--	--	Peak
6	994.18	31.17	54.00	-22.83	32.03	30.01	3.34	34.21	--	--	Peak

Vertical:

	Freq	Level	Limit Line	Margin	Read Level	Ant Factor	Cable Loss	Preamp Factor	APos	TPos	Remark
	MHz	dBuV/m	dBuV/m	dB	dBuV	dB/m	dB	dB	cm	deg	
1	31.94	25.65	40.00	-14.35	41.88	18.01	0.56	34.80	--	--	Peak
2	141.55	25.14	43.50	-18.36	40.34	18.27	1.25	34.72	--	--	Peak
3	184.23	22.38	43.50	-21.12	38.72	16.93	1.43	34.70	--	--	Peak
4	307.42	23.72	46.00	-22.28	37.21	19.29	1.82	34.60	--	--	Peak
5	600.36	27.64	46.00	-18.36	33.54	26.09	2.61	34.60	--	--	Peak
6	966.05	30.67	54.00	-23.33	31.80	29.85	3.29	34.27	--	--	Peak

Mode	61	
	Band Edge	
	2400-2483.5_802.11b_CH01_2412MHz	
ANT	SISO 13	
Pol.	Horizontal	Fundamental
Peak	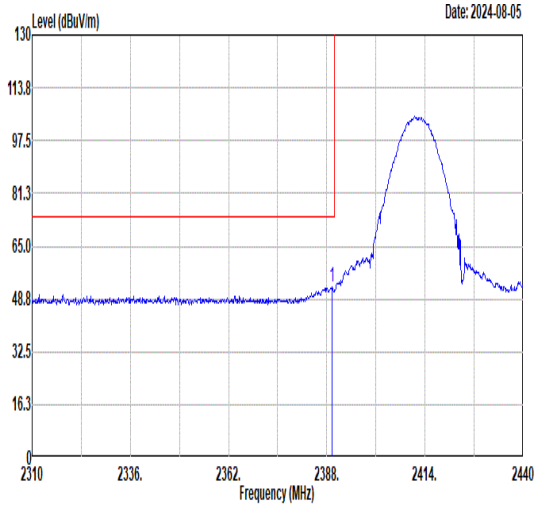 Freq Level Limit Line Margin Read Level Ant Factor Cable Loss Preamp Factor APos TPos Remark MHz dBuV/m dBuV/m dB dBuV dB/m dB dB cm deg 1 2389.43 52.35 74.00 -21.65 50.51 30.61 4.80 33.57 315 113 PEAK	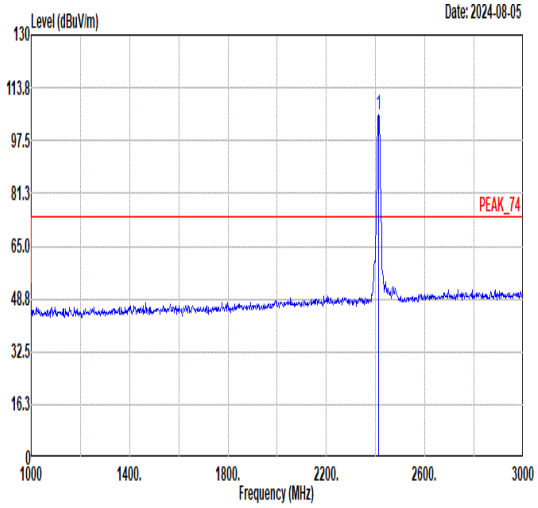 Freq Level Limit Line Margin Read Level Ant Factor Cable Loss Preamp Factor APos TPos Remark MHz dBuV/m dBuV/m dB dBuV dB/m dB dB cm deg 1 2412.00 105.48 ------ ------ 103.57 30.64 4.82 33.55 315 113 PEAK
Avg	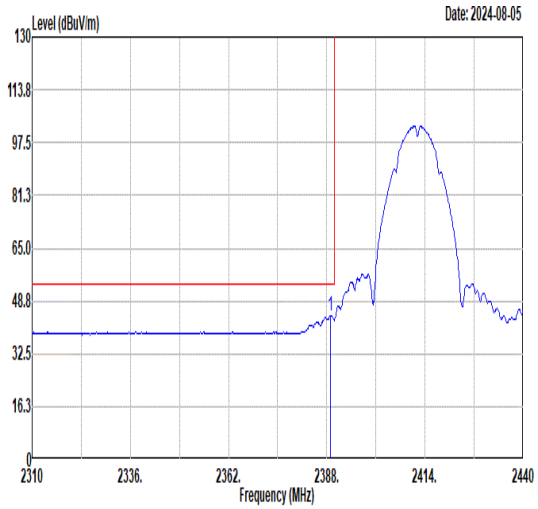 Freq Level Limit Line Margin Read Level Ant Factor Cable Loss Preamp Factor APos TPos Remark MHz dBuV/m dBuV/m dB dBuV dB/m dB dB cm deg 1 2388.91 44.28 54.00 -9.72 42.45 30.61 4.79 33.57 315 113 AVERAGE	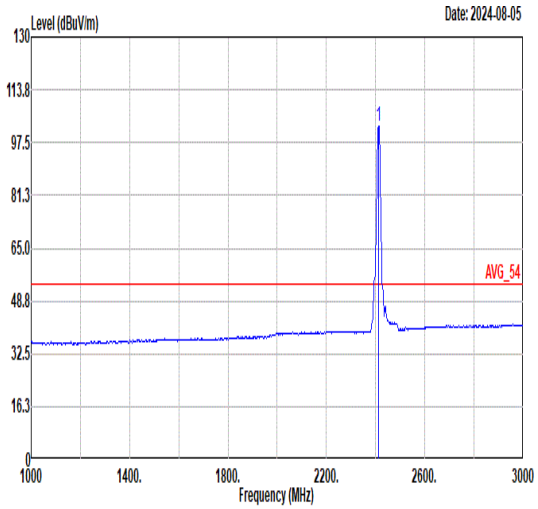 Freq Level Limit Line Margin Read Level Ant Factor Cable Loss Preamp Factor APos TPos Remark MHz dBuV/m dBuV/m dB dBuV dB/m dB dB cm deg 1 2412.00 102.53 ------ ------ 100.62 30.64 4.82 33.55 315 113 AVERAGE

Mode	61	
	Band Edge	
	2400-2483.5_802.11b_CH01_2412MHz	
ANT	SISO 13	
Pol.	Vertical	Fundamental
Peak	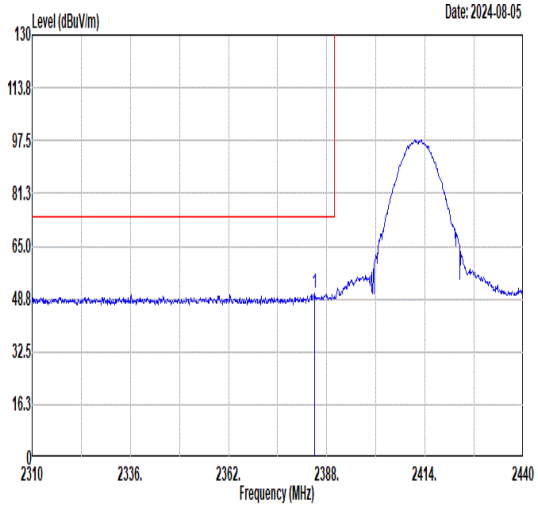 Freq Level Limit Line Margin Read Level Ant Factor Cable Loss Preamp Factor APos TPos Remark MHz dBuV/m dBuV/m dB dBuV dB/m dB dB cm deg 1 2384.75 50.29 74.00 -23.71 48.45 30.62 4.79 33.57 362 179 PEAK	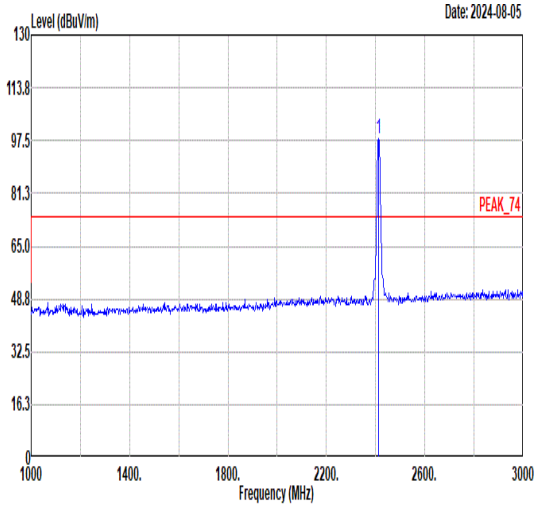 Freq Level Limit Line Margin Read Level Ant Factor Cable Loss Preamp Factor APos TPos Remark MHz dBuV/m dBuV/m dB dBuV dB/m dB dB cm deg 1 2412.00 98.10 ------ ------ 96.19 30.64 4.82 33.55 362 179 PEAK
Avg	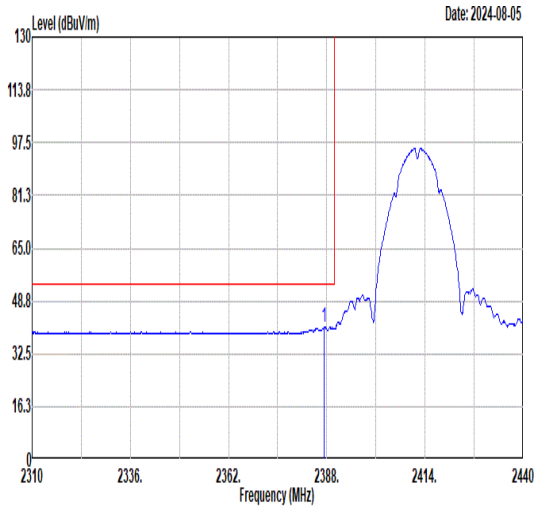 Freq Level Limit Line Margin Read Level Ant Factor Cable Loss Preamp Factor APos TPos Remark MHz dBuV/m dBuV/m dB dBuV dB/m dB dB cm deg 1 2387.35 40.66 54.00 -13.34 38.83 30.61 4.79 33.57 362 179 AVERAGE	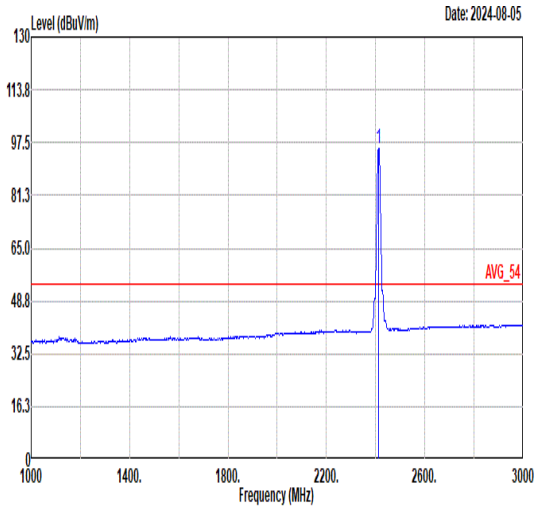 Freq Level Limit Line Margin Read Level Ant Factor Cable Loss Preamp Factor APos TPos Remark MHz dBuV/m dBuV/m dB dBuV dB/m dB dB cm deg 1 2412.00 95.51 ------ ------ 93.60 30.64 4.82 33.55 362 179 AVERAGE

Mode	61	
	Harmonic	
	2400-2483.5_802.11b_CH01_2412MHz	
ANT	SISO 13	
Pol.	Horizontal	Vertical
Peak Avg	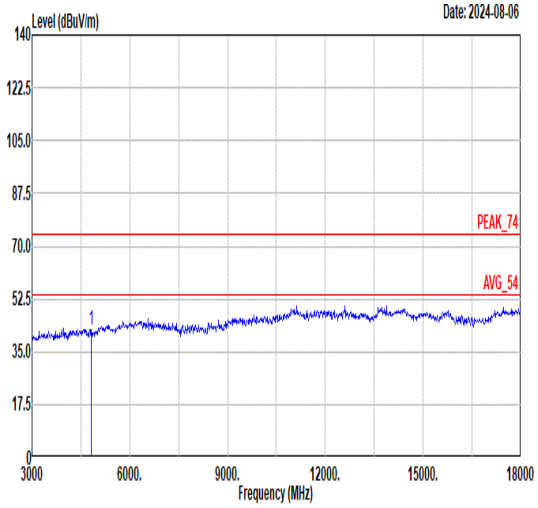 Freq Level Limit Line Margin Read Level Ant Factor Cable Loss Preamp Factor APos TPos Remark MHz dBuV/m dBuV/m dB dBuV dB/m dB dB cm deg 1 4824.00 42.17 74.00 -31.83 65.39 34.26 7.75 65.23 -- -- Peak	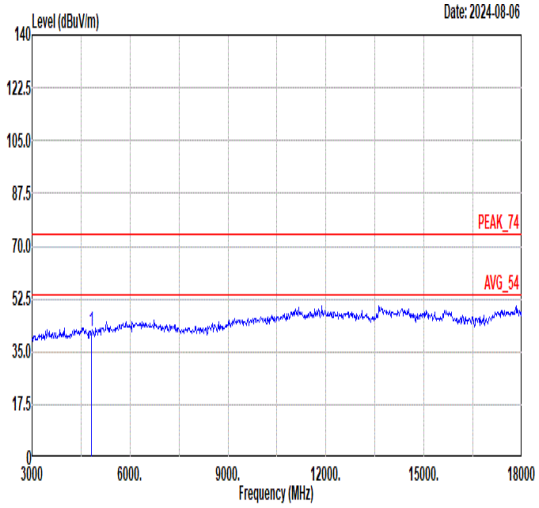 Freq Level Limit Line Margin Read Level Ant Factor Cable Loss Preamp Factor APos TPos Remark MHz dBuV/m dBuV/m dB dBuV dB/m dB dB cm deg 1 4824.00 41.50 74.00 -32.50 64.72 34.26 7.75 65.23 -- -- Peak

Mode	62	
	Harmonic	
	2400-2483.5_802.11b_CH06_2437MHz	
ANT	SISO 13	
Pol.	Horizontal	Vertical
Peak Avg	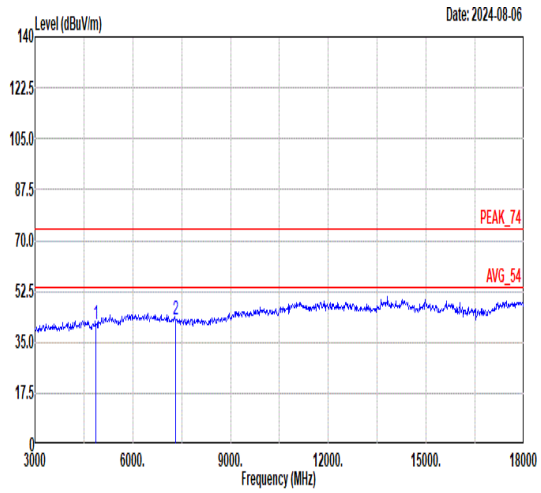 Freq Level Limit Line Margin Read Level Ant Factor Cable Loss Preamp Factor APos TPos Remark MHz dBuV/m dBuV/m dB dBuV dB/m dB dB cm deg 1 4874.00 41.11 74.00 -32.89 64.26 34.33 7.77 65.25 -- -- Peak 2 7311.00 42.99 74.00 -31.01 63.27 35.44 8.93 64.65 -- -- Peak	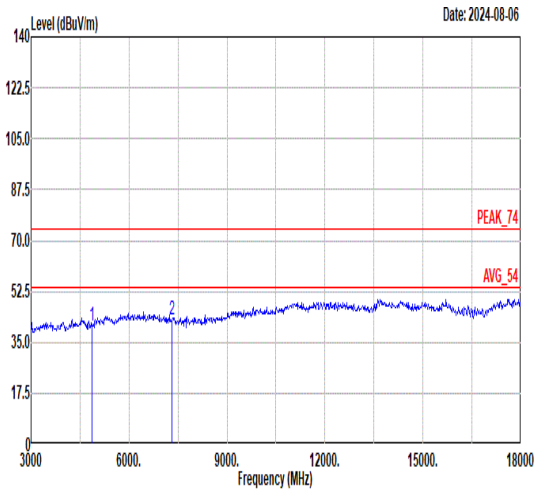 Freq Level Limit Line Margin Read Level Ant Factor Cable Loss Preamp Factor APos TPos Remark MHz dBuV/m dBuV/m dB dBuV dB/m dB dB cm deg 1 4874.00 40.74 74.00 -33.26 63.89 34.33 7.77 65.25 -- -- Peak 2 7311.00 43.00 74.00 -31.00 63.28 35.44 8.93 64.65 -- -- Peak

Mode	63	
	Band Edge	
	2400-2483.5_802.11b_CH11_2462MHz	
ANT	SISO 13	
Pol.	Horizontal	Fundamental
Peak	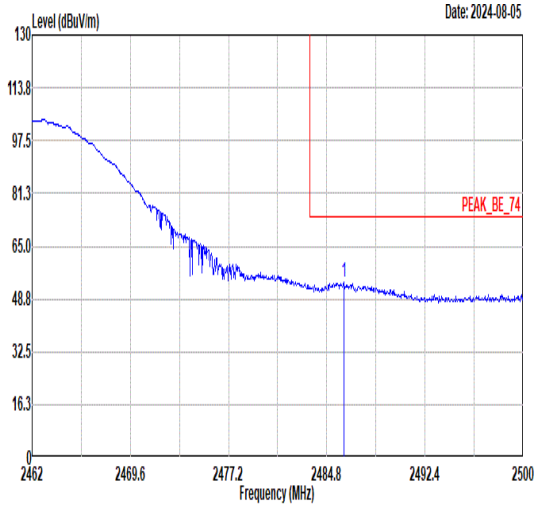 Freq Level Limit Line Margin Read Level Ant Factor Cable Loss Preamp Factor APos TPos Remark MHz dBuV/m dBuV/m dB dBuV dB/m dB dB cm deg 1 2486.13 53.83 74.00 -20.17 51.56 30.86 4.92 33.51 322 131 PEAK	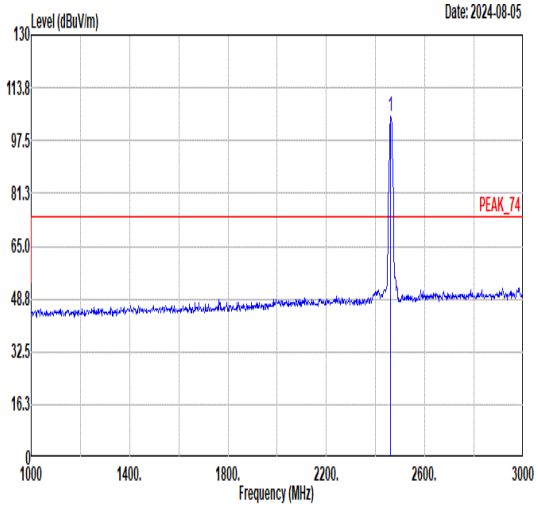 Freq Level Limit Line Margin Read Level Ant Factor Cable Loss Preamp Factor APos TPos Remark MHz dBuV/m dBuV/m dB dBuV dB/m dB dB cm deg 1 2462.00 104.76 ------ ------ 102.63 30.77 4.89 33.53 322 131 PEAK
Avg	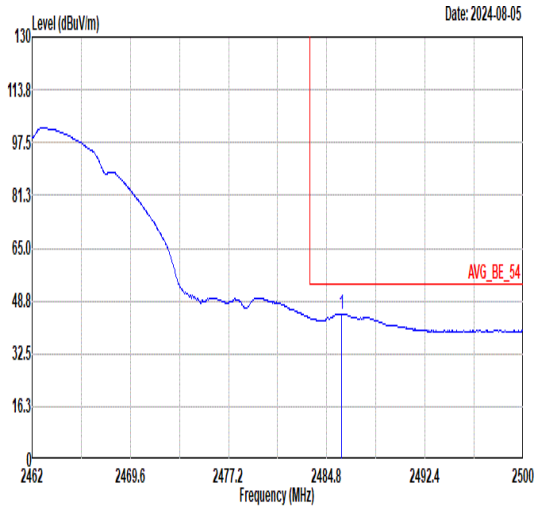 Freq Level Limit Line Margin Read Level Ant Factor Cable Loss Preamp Factor APos TPos Remark MHz dBuV/m dBuV/m dB dBuV dB/m dB dB cm deg 1 2485.94 44.86 54.00 -9.14 42.59 30.86 4.92 33.51 322 131 AVERAGE	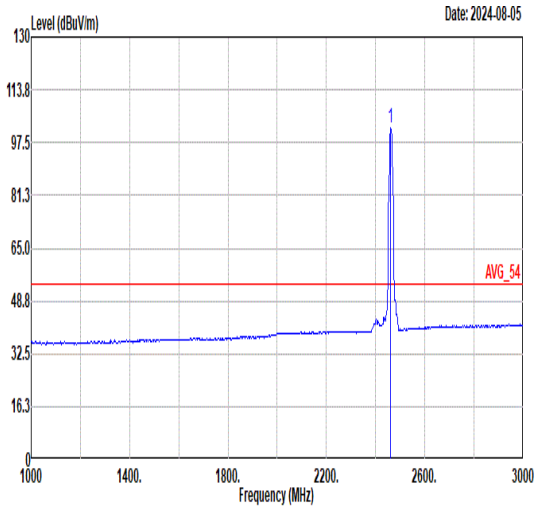 Freq Level Limit Line Margin Read Level Ant Factor Cable Loss Preamp Factor APos TPos Remark MHz dBuV/m dBuV/m dB dBuV dB/m dB dB cm deg 1 2462.00 101.92 ------ ------ 99.79 30.77 4.89 33.53 322 131 AVERAGE

Mode	63	
	Band Edge	
	2400-2483.5_802.11b_CH11_2462MHz	
ANT	SISO 13	
Pol.	Vertical	Fundamental
Peak	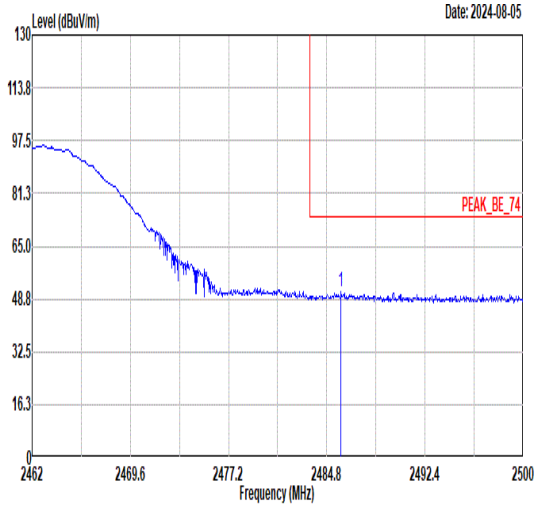 Limit Read Ant Cable Preamp APos TPos Freq Level Line Margin Level Factor Loss Factor Remark MHz dBuV/m dBuV/m dB dBuV dB/m dB dB cm deg 1 2485.90 50.97 74.00 -23.03 48.70 30.86 4.92 33.51 362 179 PEAK	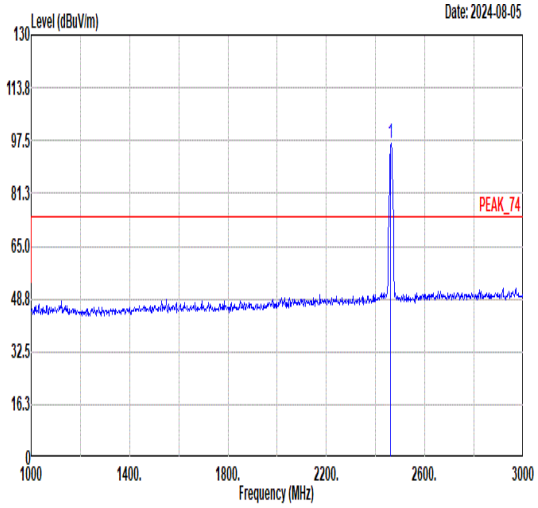 Limit Read Ant Cable Preamp APos TPos Freq Level Line Margin Level Factor Loss Factor Remark MHz dBuV/m dBuV/m dB dBuV dB/m dB dB cm deg 1 2462.00 96.46 ------ ------ 94.32 30.77 4.89 33.52 362 179 PEAK
Avg	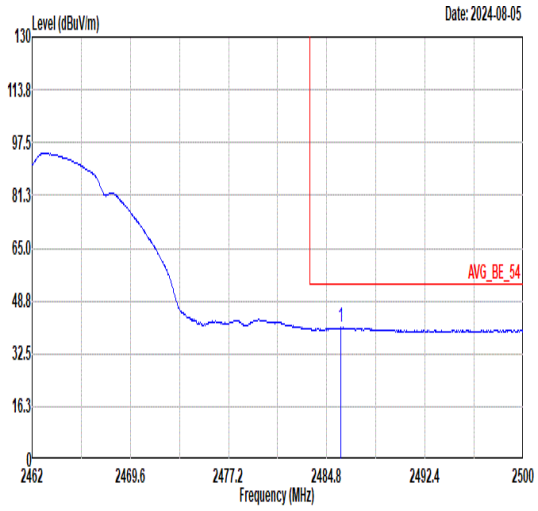 Limit Read Ant Cable Preamp APos TPos Freq Level Line Margin Level Factor Loss Factor Remark MHz dBuV/m dBuV/m dB dBuV dB/m dB dB cm deg 1 2485.86 40.59 54.00 -13.41 38.32 30.86 4.92 33.51 362 179 AVERAGE	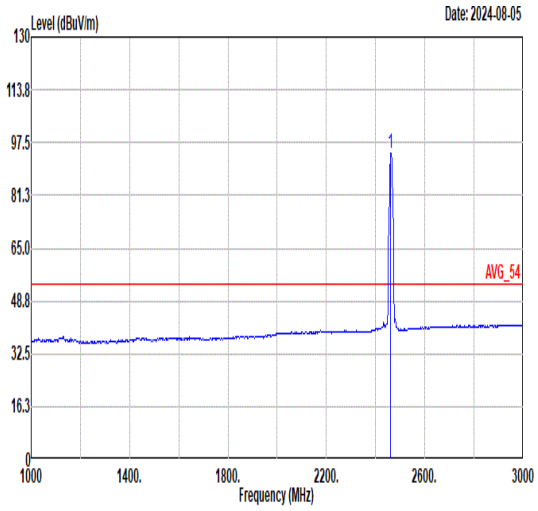 Limit Read Ant Cable Preamp APos TPos Freq Level Line Margin Level Factor Loss Factor Remark MHz dBuV/m dBuV/m dB dBuV dB/m dB dB cm deg 1 2462.00 94.18 ------ ------ 92.04 30.77 4.89 33.52 362 179 AVERAGE

Mode	63	
	Harmonic	
	2400-2483.5_802.11b_CH11_2462MHz	
ANT	SISO 13	
Pol.	Horizontal	Vertical
Peak Avg	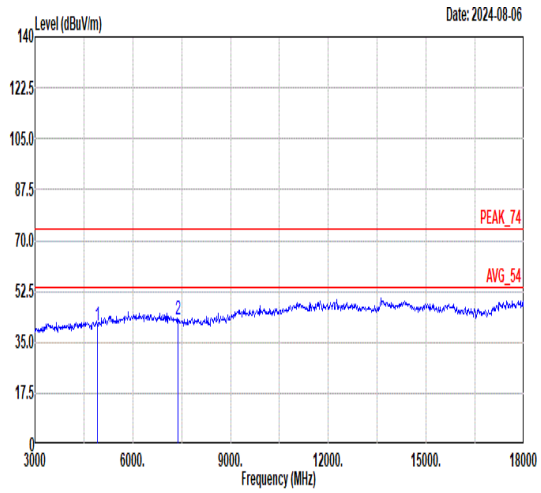 Freq Level Limit Line Margin Read Level Ant Factor Cable Loss Preamp Factor APos TPos Remark MHz dBuV/m dBuV/m dB dBuV dB/m dB dB cm deg 1 4924.00 40.83 74.00 -33.17 63.91 34.40 7.79 65.27 -- -- Peak 2 7386.00 42.81 74.00 -31.19 62.81 35.42 9.17 64.59 -- -- Peak	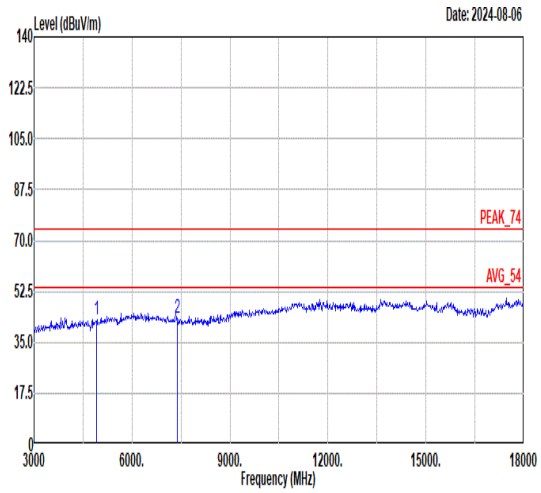 Freq Level Limit Line Margin Read Level Ant Factor Cable Loss Preamp Factor APos TPos Remark MHz dBuV/m dBuV/m dB dBuV dB/m dB dB cm deg 1 4924.00 42.61 74.00 -31.39 65.69 34.40 7.79 65.27 -- -- Peak 2 7386.00 43.52 74.00 -30.48 63.52 35.42 9.17 64.59 -- -- Peak

Mode	64	
	Band Edge	
	2400-2483.5_802.11g_CH01_2412MHz	
ANT	SISO 13	
Pol.	Horizontal	Fundamental
Peak	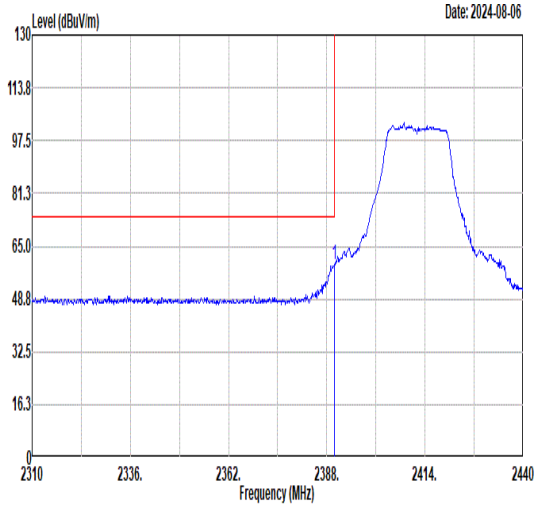 Limit Read Ant Cable Preamp APos TPos Freq Level Line Margin Level Factor Loss Factor Remark MHz dBuV/m dBuV/m dB dBuV dB/m dB dB cm deg 1 2389.95 59.18 74.00 -14.82 57.34 30.61 4.80 33.57 310 114 PEAK	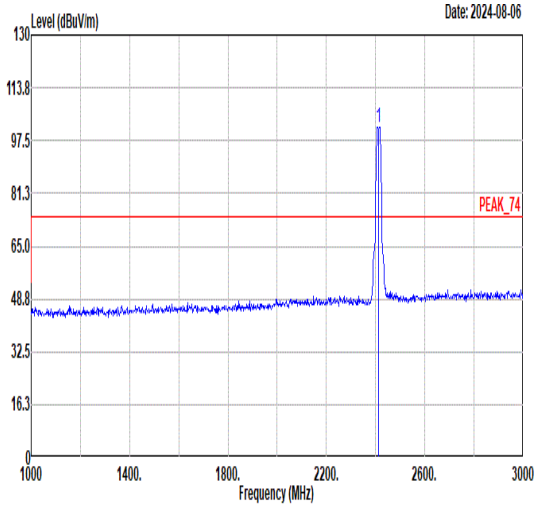 Limit Read Ant Cable Preamp APos TPos Freq Level Line Margin Level Factor Loss Factor Remark MHz dBuV/m dBuV/m dB dBuV dB/m dB dB cm deg 1 2412.00 101.75 ------ ------ 99.88 30.62 4.81 33.56 310 114 PEAK
Avg	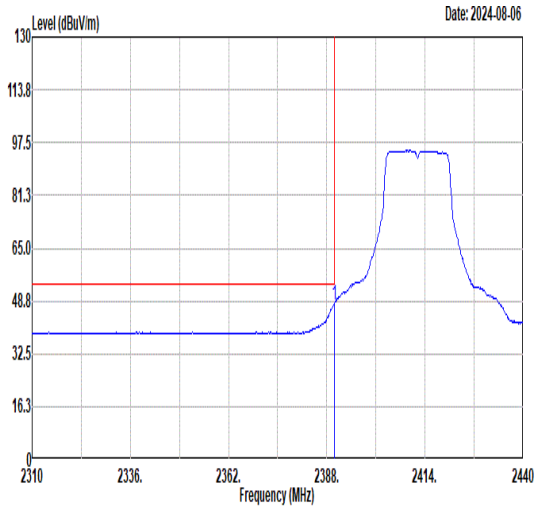 Limit Read Ant Cable Preamp APos TPos Freq Level Line Margin Level Factor Loss Factor Remark MHz dBuV/m dBuV/m dB dBuV dB/m dB dB cm deg 1 2389.95 47.81 54.00 -6.19 45.97 30.61 4.80 33.57 310 114 AVERAGE	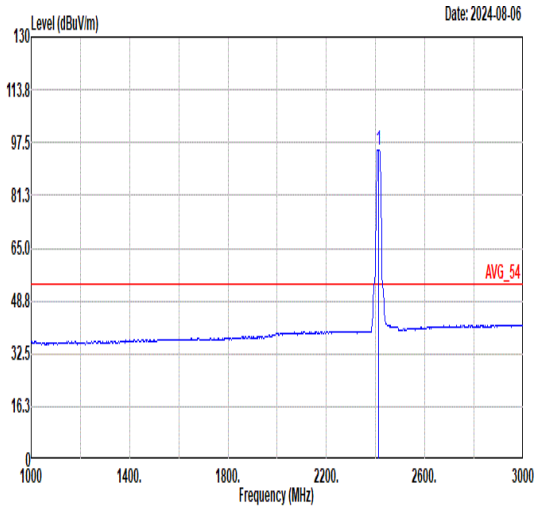 Limit Read Ant Cable Preamp APos TPos Freq Level Line Margin Level Factor Loss Factor Remark MHz dBuV/m dBuV/m dB dBuV dB/m dB dB cm deg 1 2412.00 95.32 ------ ------ 93.43 30.63 4.82 33.56 310 114 AVERAGE

Mode	64	
	Band Edge	
	2400-2483.5_802.11g_CH01_2412MHz	
ANT	SISO 13	
Pol.	Vertical	Fundamental
Peak	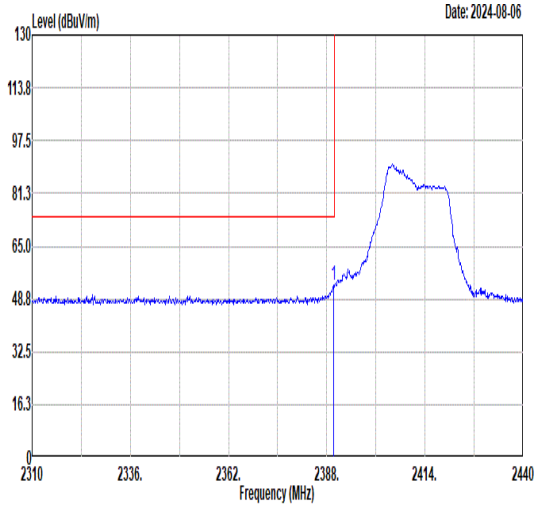 Freq Level Limit Line Margin Read Level Ant Factor Cable Loss Preamp Factor APos TPos Remark MHz dBuV/m dBuV/m dB dBuV dB/m dB dB cm deg 1 2389.82 52.94 74.00 -21.06 51.10 30.61 4.80 33.57 300 298 PEAK	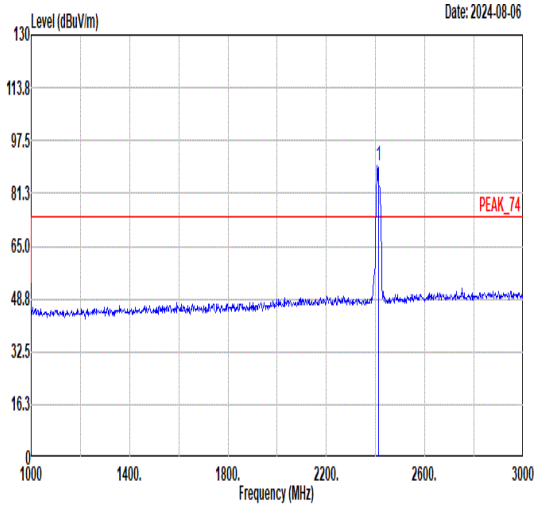 Freq Level Limit Line Margin Read Level Ant Factor Cable Loss Preamp Factor APos TPos Remark MHz dBuV/m dBuV/m dB dBuV dB/m dB dB cm deg 1 2412.00 89.64 ------ ------ 87.77 30.62 4.81 33.56 300 298 PEAK
Avg	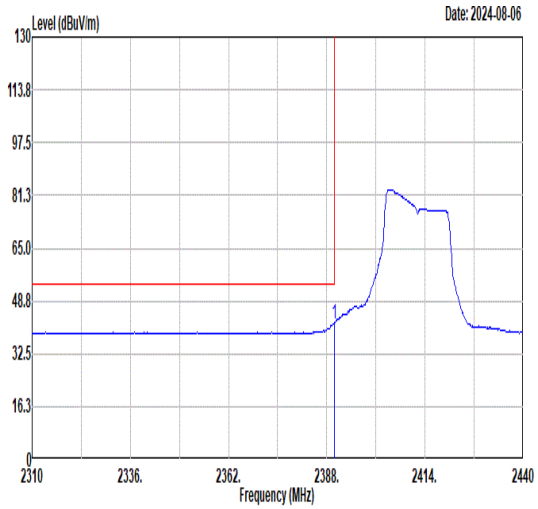 Freq Level Limit Line Margin Read Level Ant Factor Cable Loss Preamp Factor APos TPos Remark MHz dBuV/m dBuV/m dB dBuV dB/m dB dB cm deg 1 2389.95 41.89 54.00 -12.11 40.05 30.61 4.80 33.57 300 298 AVERAGE	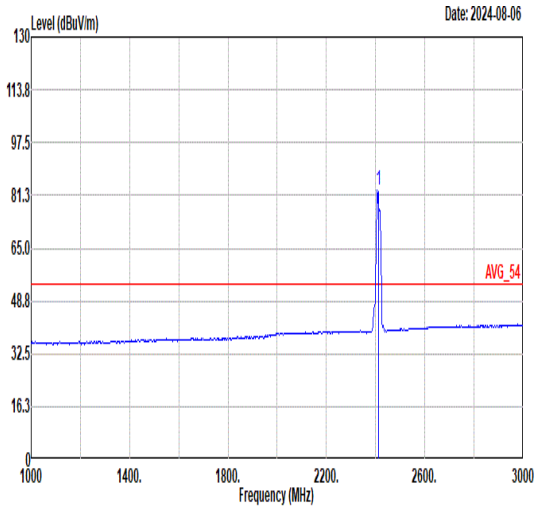 Freq Level Limit Line Margin Read Level Ant Factor Cable Loss Preamp Factor APos TPos Remark MHz dBuV/m dBuV/m dB dBuV dB/m dB dB cm deg 1 2412.00 83.06 ------ ------ 81.19 30.62 4.81 33.56 300 298 AVERAGE

Mode	64	
	Harmonic	
	2400-2483.5_802.11g_CH01_2412MHz	
ANT	SISO 13	
Pol.	Horizontal	Vertical
Peak Avg	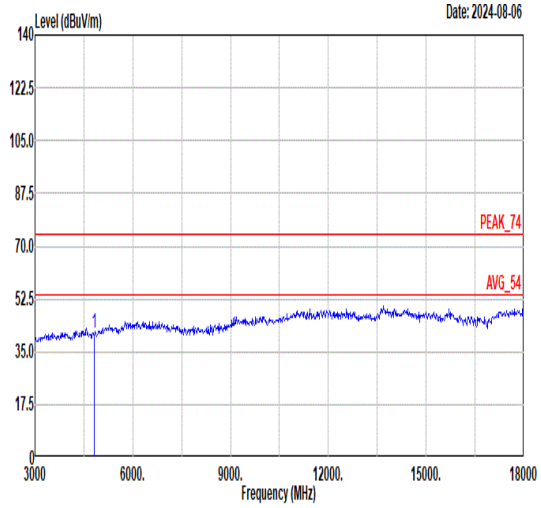 Freq Level Limit Line Margin Read Level Ant Factor Cable Loss Preamp Factor APos TPos Remark MHz dBuV/m dBuV/m dB dBuV dB/m dB dB cm deg 1 4824.00 41.12 74.00 -32.88 64.34 34.26 7.75 65.23 -- -- Peak	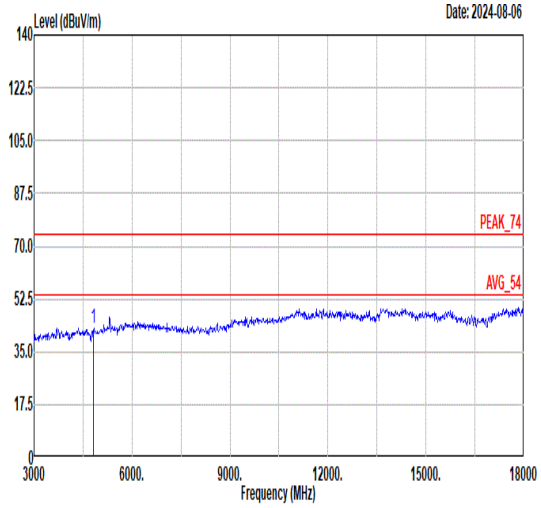 Freq Level Limit Line Margin Read Level Ant Factor Cable Loss Preamp Factor APos TPos Remark MHz dBuV/m dBuV/m dB dBuV dB/m dB dB cm deg 1 4824.00 42.75 74.00 -31.25 65.97 34.26 7.75 65.23 -- -- Peak

Mode	65	
	Band Edge - L	
	2400-2483.5_802.11g_CH06_2437MHz	
ANT	SISO 13	
Pol.	Horizontal	Fundamental
Peak	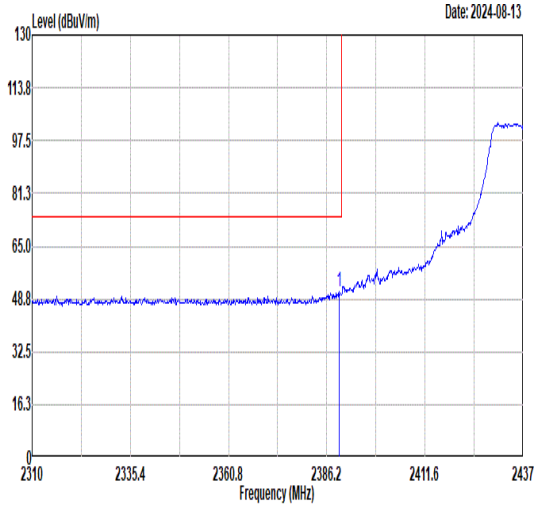 Freq Level Limit Line Margin Read Level Ant Factor Cable Loss Preamp Factor APos TPos Remark MHz dBuV/m dBuV/m dB dBuV dB/m dB dB cm deg 1 2389.38 50.78 74.00 -23.22 48.94 30.61 4.80 33.57 103 124 PEAK	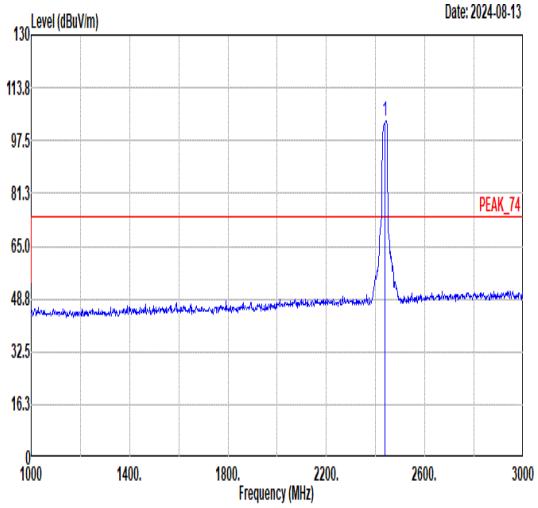 Freq Level Limit Line Margin Read Level Ant Factor Cable Loss Preamp Factor APos TPos Remark MHz dBuV/m dBuV/m dB dBuV dB/m dB dB cm deg 1 2437.00 103.70 ------ ------ 101.69 30.69 4.86 33.54 103 124 PEAK
Avg	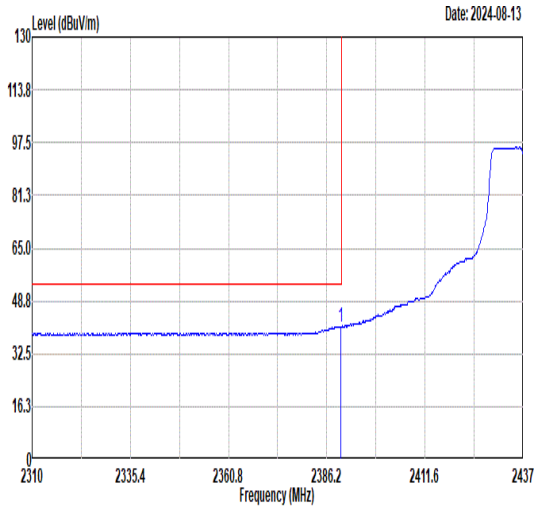 Freq Level Limit Line Margin Read Level Ant Factor Cable Loss Preamp Factor APos TPos Remark MHz dBuV/m dBuV/m dB dBuV dB/m dB dB cm deg 1 2389.76 40.80 54.00 -13.20 38.96 30.61 4.80 33.57 103 124 AVERAGE	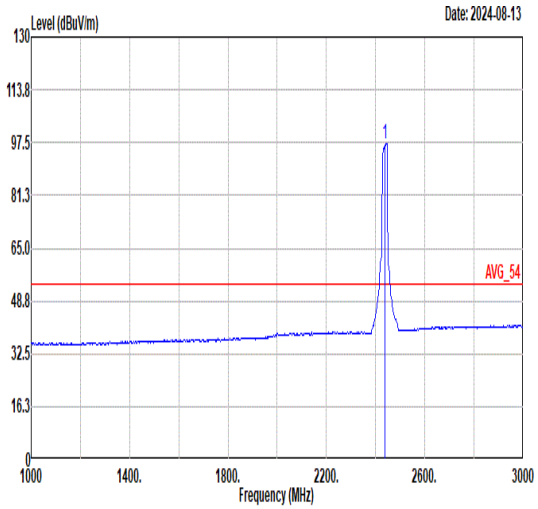 Freq Level Limit Line Margin Read Level Ant Factor Cable Loss Preamp Factor APos TPos Remark MHz dBuV/m dBuV/m dB dBuV dB/m dB dB cm deg 1 2437.00 97.23 ------ ------ 95.20 30.70 4.87 33.54 103 124 AVERAGE

Mode	65	
	Band Edge - R	
	2400-2483.5_802.11g_CH06_2437MHz	
ANT	SISO 13	
Pol.	Horizontal	Fundamental
Peak	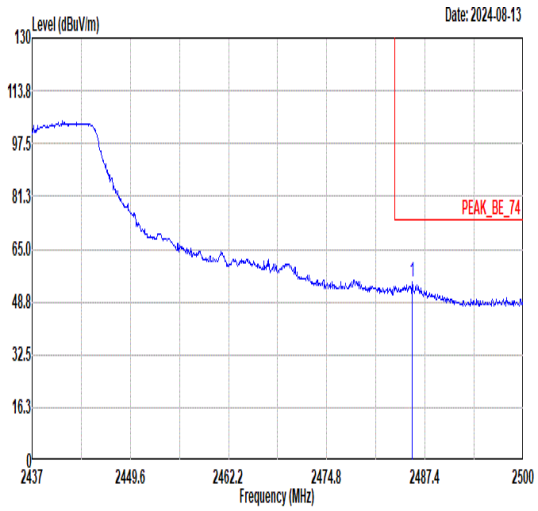 Freq Level Limit Line Margin Read Level Ant Factor Cable Loss Preamp Factor APos TPos Remark MHz dBuV/m dBuV/m dB dBuV dB/m dB dB cm deg 1 2485.76 54.93 74.00 -19.07 52.66 30.86 4.92 33.51 103 124 PEAK	Blank
Avg	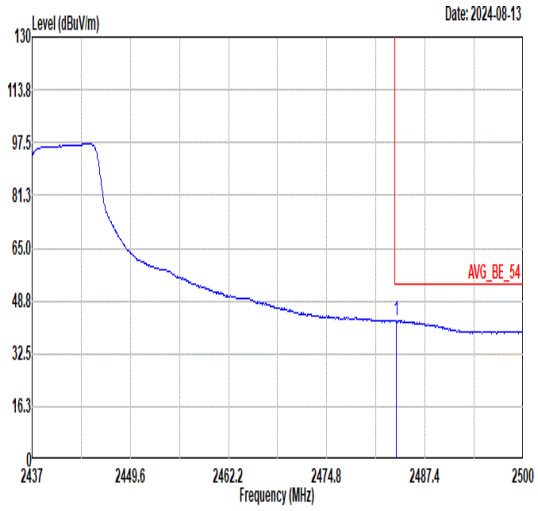 Freq Level Limit Line Margin Read Level Ant Factor Cable Loss Preamp Factor APos TPos Remark MHz dBuV/m dBuV/m dB dBuV dB/m dB dB cm deg 1 2483.75 42.74 54.00 -11.26 40.48 30.85 4.92 33.51 103 124 AVERAGE	Blank

Mode	65	
	Band Edge - L	
	2400-2483.5_802.11g_CH06_2437MHz	
ANT	SISO 13	
Pol.	Vertical	Fundamental
Peak	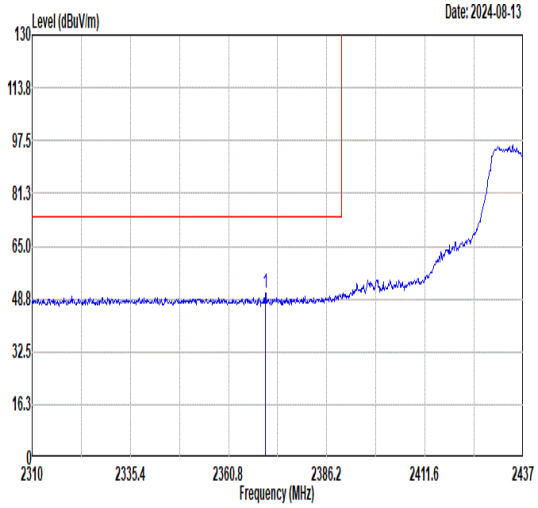 Freq Level Limit Line Margin Read Level Ant Factor Cable Loss Preamp Factor APos TPos Remark MHz dBuV/m dBuV/m dB dBuV dB/m dB dB cm deg 1 2370.33 50.44 74.00 -23.56 48.59 30.65 4.78 33.58 383 198 PEAK	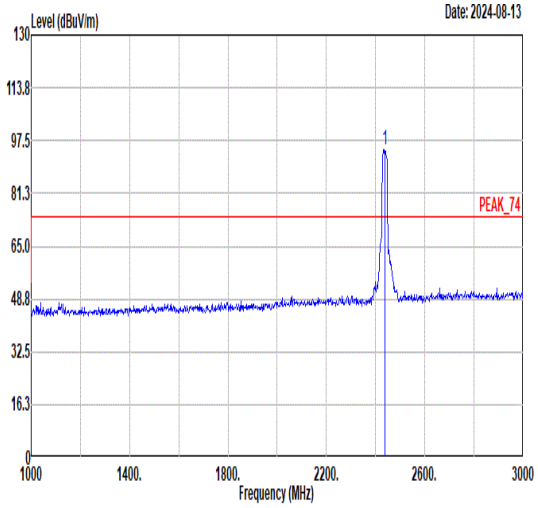 Freq Level Limit Line Margin Read Level Ant Factor Cable Loss Preamp Factor APos TPos Remark MHz dBuV/m dBuV/m dB dBuV dB/m dB dB cm deg 1 2437.00 94.90 ------ ------ 92.92 30.67 4.85 33.54 383 198 PEAK
Avg	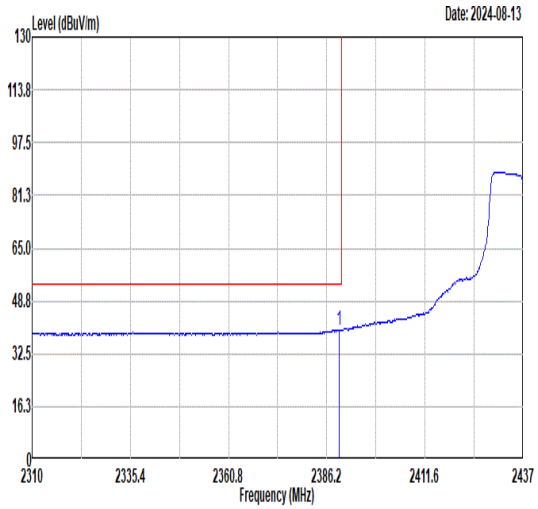 Freq Level Limit Line Margin Read Level Ant Factor Cable Loss Preamp Factor APos TPos Remark MHz dBuV/m dBuV/m dB dBuV dB/m dB dB cm deg 1 2389.50 39.78 54.00 -14.22 37.94 30.61 4.80 33.57 383 198 AVERAGE	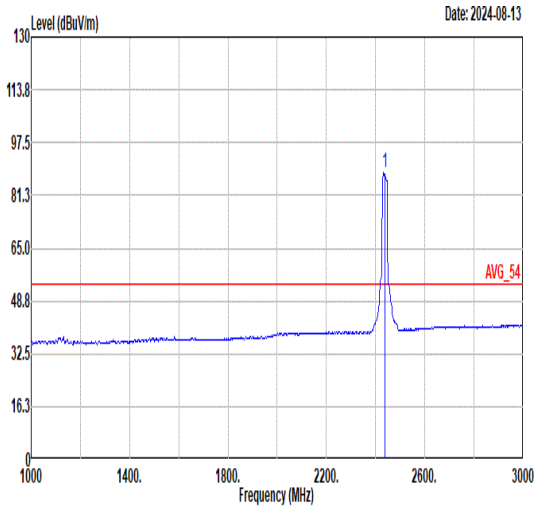 Freq Level Limit Line Margin Read Level Ant Factor Cable Loss Preamp Factor APos TPos Remark MHz dBuV/m dBuV/m dB dBuV dB/m dB dB cm deg 1 2437.00 88.25 ------ ------ 86.27 30.67 4.85 33.54 383 198 AVERAGE

Mode	65	
	Band Edge - R	
	2400-2483.5_802.11g_CH06_2437MHz	
ANT	SISO 13	
Pol.	Vertical	Fundamental
Peak	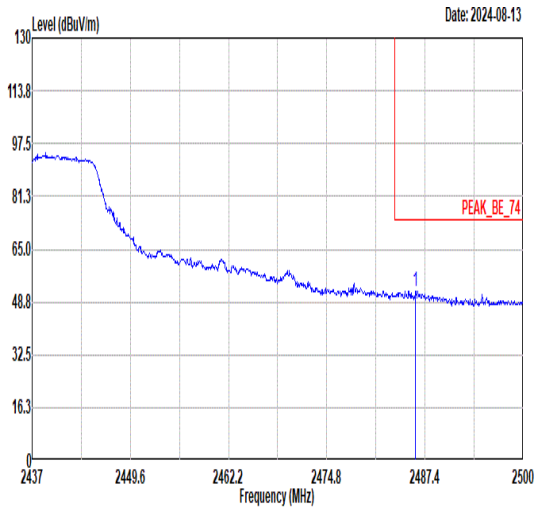 Freq Level Limit Line Margin Read Level Ant Factor Cable Loss Preamp Factor APos TPos Remark MHz dBuV/m dBuV/m dB dBuV dB/m dB dB cm deg 1 2486.20 51.95 74.00 -22.05 49.68 30.86 4.92 33.51 383 198 PEAK	Blank
Avg	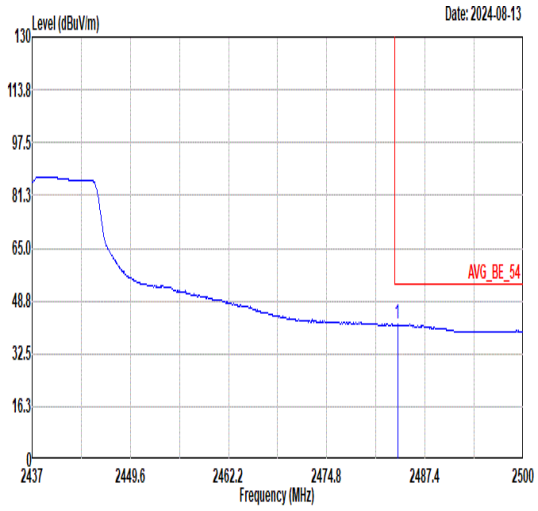 Freq Level Limit Line Margin Read Level Ant Factor Cable Loss Preamp Factor APos TPos Remark MHz dBuV/m dBuV/m dB dBuV dB/m dB dB cm deg 1 2483.87 41.50 54.00 -12.50 39.24 30.85 4.92 33.51 383 198 AVERAGE	Blank

Mode	65	
	Harmonic	
	2400-2483.5_802.11g_CH06_2437MHz	
ANT	SISO 13	
Pol.	Horizontal	Vertical
Peak Avg	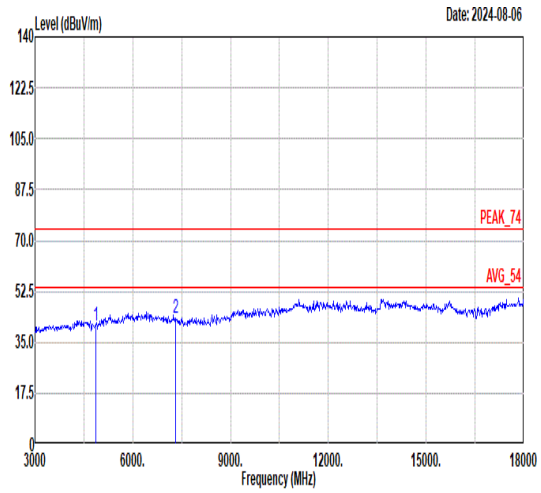 Freq Level Limit Line Margin Read Level Ant Factor Cable Loss Preamp Factor APos TPos Remark MHz dBuV/m dBuV/m dB dBuV dB/m dB dB cm deg 1 4874.00 40.90 74.00 -33.10 64.05 34.33 7.77 65.25 -- -- Peak 2 7311.00 43.15 74.00 -30.85 63.43 35.44 8.93 64.65 -- -- Peak	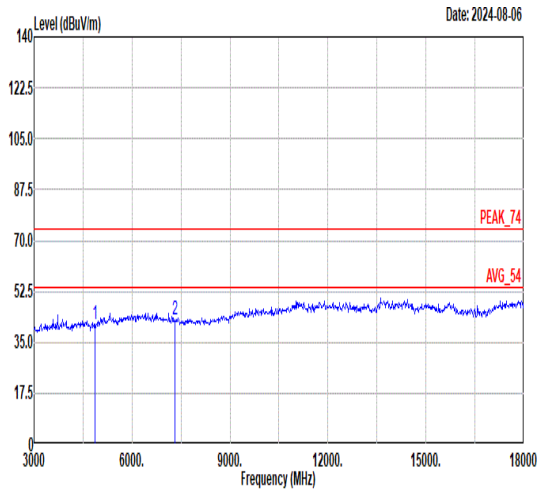 Freq Level Limit Line Margin Read Level Ant Factor Cable Loss Preamp Factor APos TPos Remark MHz dBuV/m dBuV/m dB dBuV dB/m dB dB cm deg 1 4874.00 41.22 74.00 -32.78 64.37 34.33 7.77 65.25 -- -- Peak 2 7311.00 42.92 74.00 -31.08 63.20 35.44 8.93 64.65 -- -- Peak

Mode	66	
	Band Edge	
	2400-2483.5_802.11g_CH11_2462MHz	
ANT	SISO 13	
Pol.	Horizontal	Fundamental
Peak	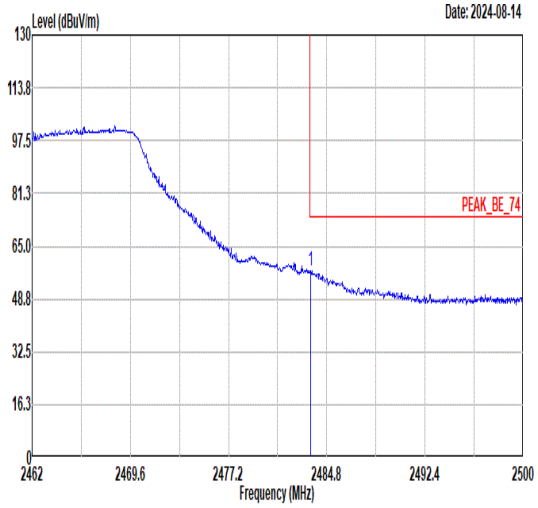 Freq Level Limit Line Margin Read Level Ant Factor Cable Loss Preamp Factor APos TPos Remark MHz dBuV/m dBuV/m dB dBuV dB/m dB dB cm deg 1 2483.55 57.44 74.00 -16.56 55.18 30.85 4.92 33.51 165 133 PEAK	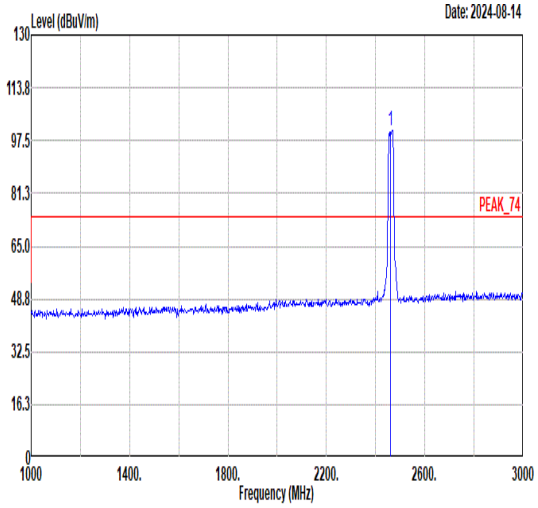 Freq Level Limit Line Margin Read Level Ant Factor Cable Loss Preamp Factor APos TPos Remark MHz dBuV/m dBuV/m dB dBuV dB/m dB dB cm deg 1 2462.00 100.68 ------ ------ 98.50 30.80 4.90 33.52 165 133 PEAK
Avg	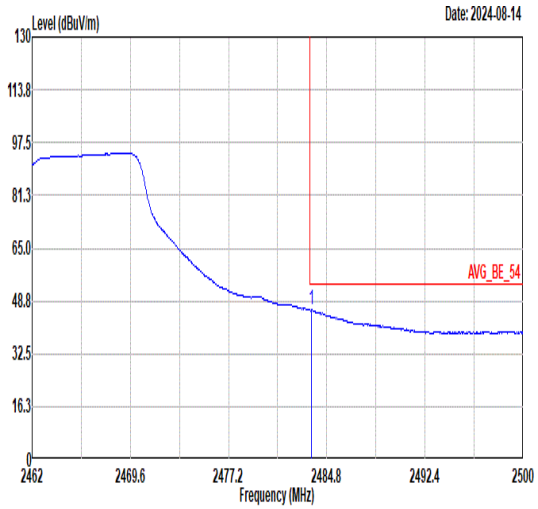 Freq Level Limit Line Margin Read Level Ant Factor Cable Loss Preamp Factor APos TPos Remark MHz dBuV/m dBuV/m dB dBuV dB/m dB dB cm deg 1 2483.62 46.01 54.00 -7.99 43.75 30.85 4.92 33.51 165 133 AVERAGE	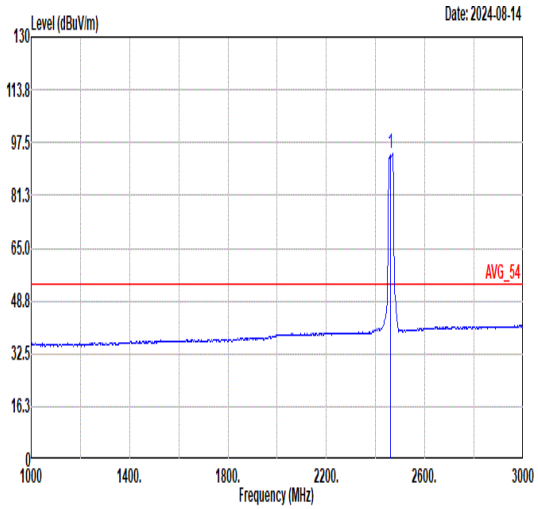 Freq Level Limit Line Margin Read Level Ant Factor Cable Loss Preamp Factor APos TPos Remark MHz dBuV/m dBuV/m dB dBuV dB/m dB dB cm deg 1 2462.00 94.07 ------ ------ 91.89 30.80 4.90 33.52 165 133 AVERAGE

Mode	66	
	Band Edge	
	2400-2483.5_802.11g_CH11_2462MHz	
ANT	SISO 13	
Pol.	Vertical	Fundamental
Peak	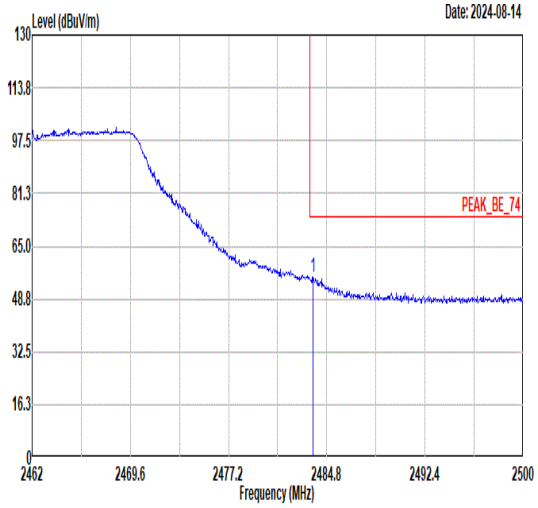 Freq Level Limit Line Margin Read Level Ant Factor Cable Loss Preamp Factor APos TPos Remark MHz dBuV/m dBuV/m dB dBuV dB/m dB dB cm deg 1 2483.74 55.66 74.00 -18.34 53.40 30.85 4.92 33.51 400 198 PEAK	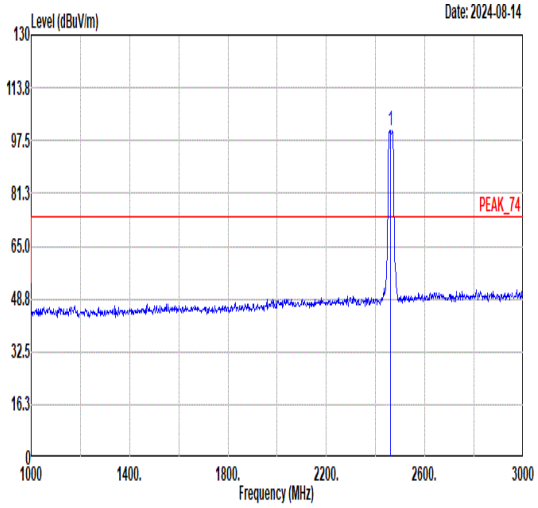 Freq Level Limit Line Margin Read Level Ant Factor Cable Loss Preamp Factor APos TPos Remark MHz dBuV/m dBuV/m dB dBuV dB/m dB dB cm deg 1 2462.00 100.78 ------ ------ 98.68 30.75 4.88 33.53 400 198 PEAK
Avg	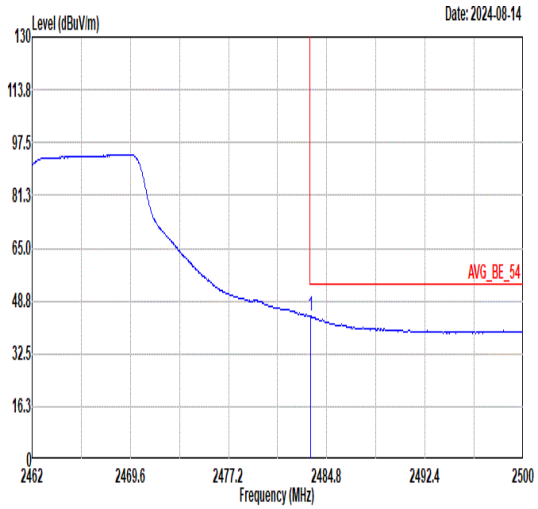 Freq Level Limit Line Margin Read Level Ant Factor Cable Loss Preamp Factor APos TPos Remark MHz dBuV/m dBuV/m dB dBuV dB/m dB dB cm deg 1 2483.55 44.13 54.00 -9.87 41.87 30.85 4.92 33.51 400 198 AVERAGE	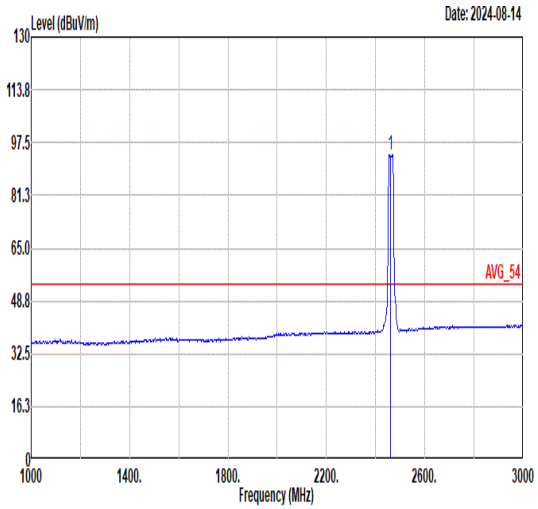 Freq Level Limit Line Margin Read Level Ant Factor Cable Loss Preamp Factor APos TPos Remark MHz dBuV/m dBuV/m dB dBuV dB/m dB dB cm deg 1 2462.00 93.78 ------ ------ 91.60 30.80 4.90 33.52 400 198 AVERAGE

Mode	66	
	Harmonic	
	2400-2483.5_802.11g_CH11_2462MHz	
ANT	SISO 13	
Pol.	Horizontal	Vertical
Peak Avg	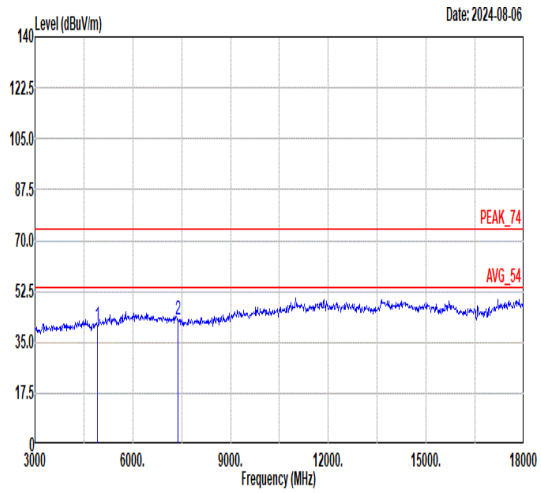 Freq Level Limit Line Margin Read Level Ant Factor Cable Loss Preamp Factor APos TPos Remark MHz dBuV/m dBuV/m dB dBuV dB/m dB dB cm deg 1 4924.00 40.48 74.00 -33.52 63.56 34.40 7.79 65.27 -- -- Peak 2 7386.00 42.57 74.00 -31.43 62.57 35.42 9.17 64.59 -- -- Peak	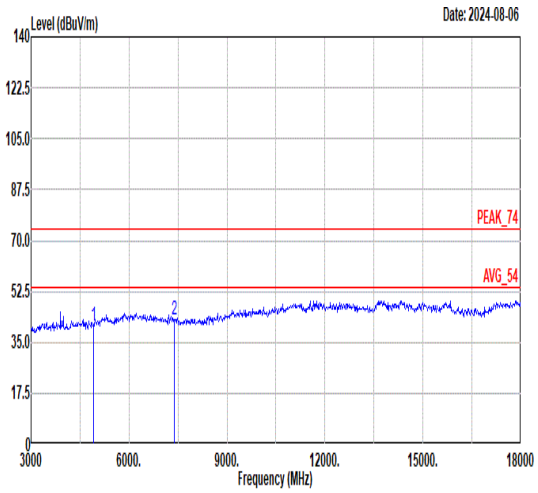 Freq Level Limit Line Margin Read Level Ant Factor Cable Loss Preamp Factor APos TPos Remark MHz dBuV/m dBuV/m dB dBuV dB/m dB dB cm deg 1 4924.00 40.66 74.00 -33.34 63.74 34.40 7.79 65.27 -- -- Peak 2 7386.00 42.57 74.00 -31.43 62.57 35.42 9.17 64.59 -- -- Peak

Mode	67	
	Band Edge	
	2400-2483.5_802.11n HT20_CH01_2412MHz	
ANT	SISO 13	
Pol.	Horizontal	Fundamental
Peak	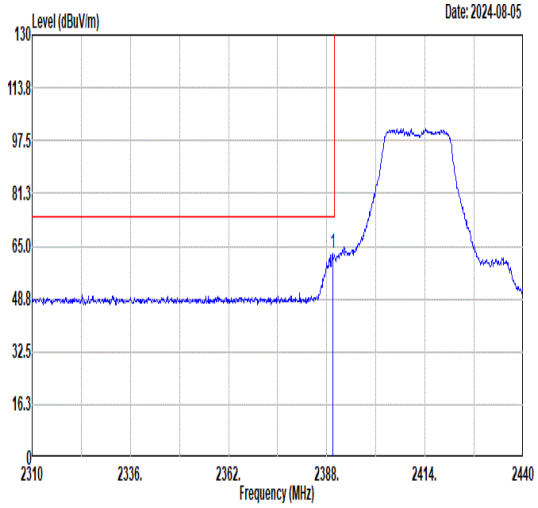 Limit Read Ant Cable Preamp APos TPos Freq Level Line Margin Level Factor Loss Factor Remark MHz dBuV/m dBuV/m dB dBuV dB/m dB dB cm deg 1 2389.56 62.81 74.00 -11.19 60.97 30.61 4.80 33.57 350 115 PEAK	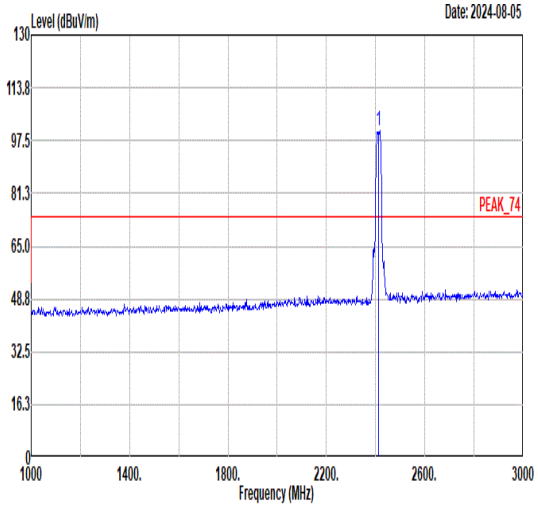 Limit Read Ant Cable Preamp APos TPos Freq Level Line Margin Level Factor Loss Factor Remark MHz dBuV/m dBuV/m dB dBuV dB/m dB dB cm deg 1 2412.00 100.64 ------ ------ 98.71 30.65 4.83 33.55 350 115 PEAK
Avg	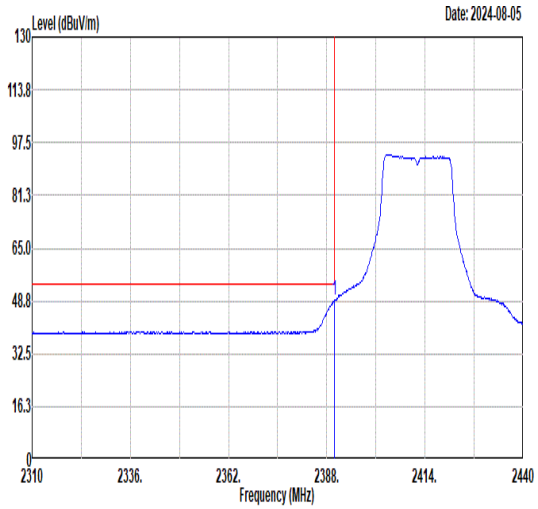 Limit Read Ant Cable Preamp APos TPos Freq Level Line Margin Level Factor Loss Factor Remark MHz dBuV/m dBuV/m dB dBuV dB/m dB dB cm deg 1 2389.95 48.84 54.00 -5.16 47.00 30.61 4.80 33.57 350 115 AVERAGE	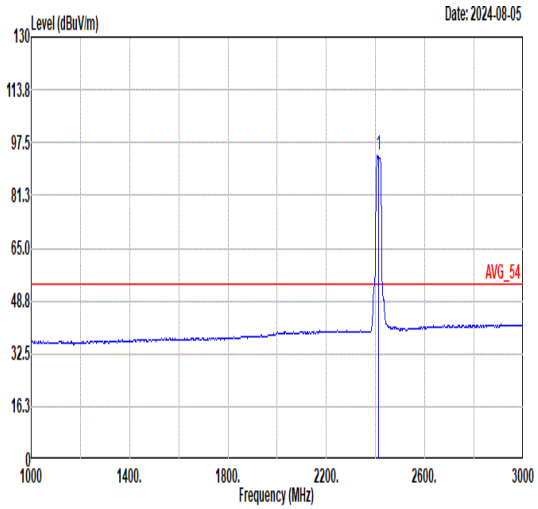 Limit Read Ant Cable Preamp APos TPos Freq Level Line Margin Level Factor Loss Factor Remark MHz dBuV/m dBuV/m dB dBuV dB/m dB dB cm deg 1 2412.00 93.53 ------ ------ 91.66 30.62 4.81 33.56 350 115 AVERAGE

Mode	67	
	Band Edge	
	2400-2483.5_802.11n HT20_CH01_2412MHz	
ANT	SISO 13	
Pol.	Vertical	Fundamental
Peak	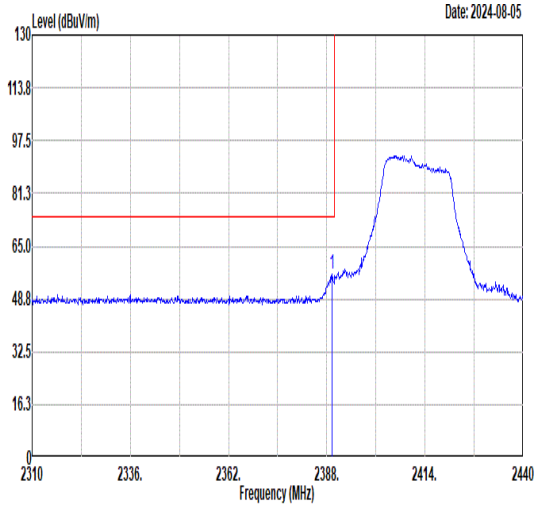 Freq Level Limit Line Margin Read Level Ant Factor Cable Loss Preamp Factor APos TPos Remark MHz dBuV/m dBuV/m dB dBuV dB/m dB dB cm deg 1 2389.43 56.34 74.00 -17.66 54.50 30.61 4.80 33.57 384 292 PEAK	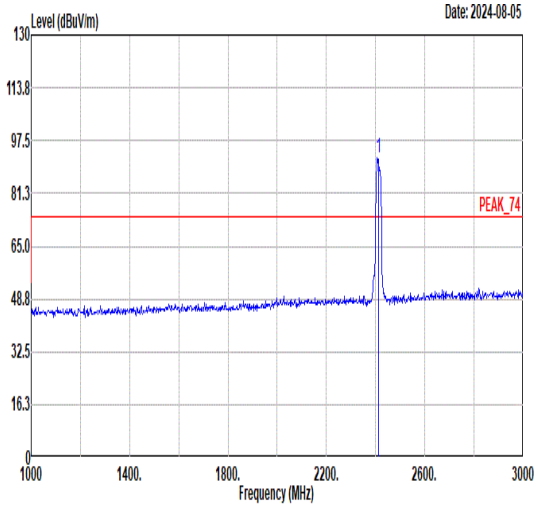 Freq Level Limit Line Margin Read Level Ant Factor Cable Loss Preamp Factor APos TPos Remark MHz dBuV/m dBuV/m dB dBuV dB/m dB dB cm deg 1 2412.00 92.05 ------ ------ 90.18 30.62 4.81 33.56 384 292 PEAK
Avg	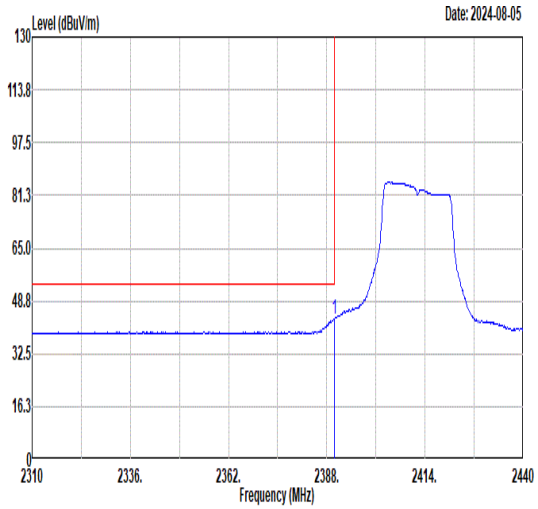 Freq Level Limit Line Margin Read Level Ant Factor Cable Loss Preamp Factor APos TPos Remark MHz dBuV/m dBuV/m dB dBuV dB/m dB dB cm deg 1 2389.95 43.13 54.00 -10.87 41.29 30.61 4.80 33.57 384 292 AVERAGE	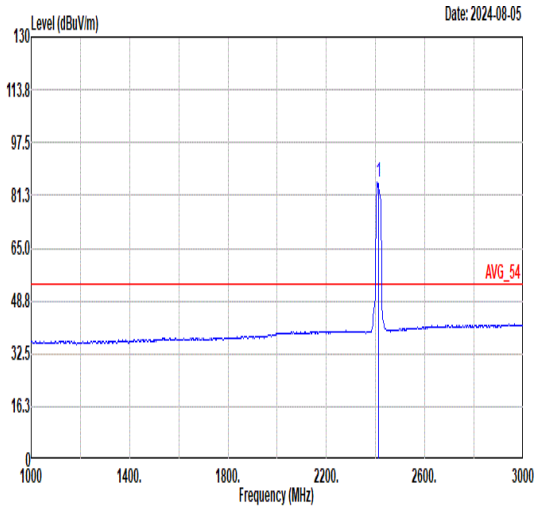 Freq Level Limit Line Margin Read Level Ant Factor Cable Loss Preamp Factor APos TPos Remark MHz dBuV/m dBuV/m dB dBuV dB/m dB dB cm deg 1 2412.00 85.21 ------ ------ 83.34 30.62 4.81 33.56 384 292 AVERAGE

Mode	67	
	Harmonic	
	2400-2483.5_802.11n HT20_CH01_2412MHz	
ANT	SISO 13	
Pol.	Horizontal	Vertical
Peak Avg	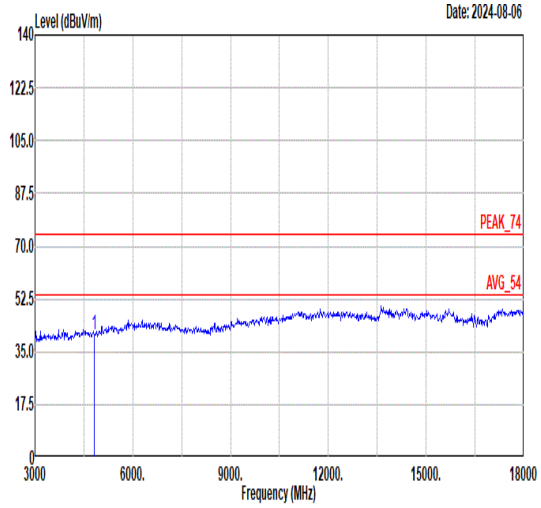 Freq Level Limit Line Margin Read Level Ant Factor Cable Loss Preamp Factor APos TPos Remark MHz dBuV/m dBuV/m dB dBuV dB/m dB dB cm deg 1 4824.00 40.92 74.00 -33.08 64.14 34.26 7.75 65.23 -- -- Peak	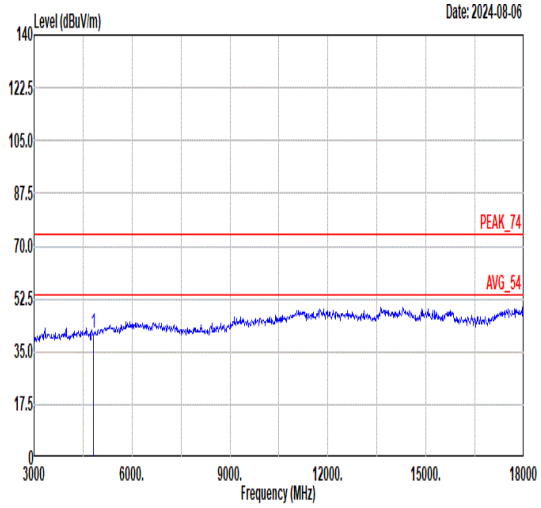 Freq Level Limit Line Margin Read Level Ant Factor Cable Loss Preamp Factor APos TPos Remark MHz dBuV/m dBuV/m dB dBuV dB/m dB dB cm deg 1 4824.00 41.45 74.00 -32.55 64.67 34.26 7.75 65.23 -- -- Peak

Mode	68	
	Harmonic	
	2400-2483.5_802.11n HT20_CH06_2437MHz	
ANT	SISO 13	
Pol.	Horizontal	Vertical
Peak Avg	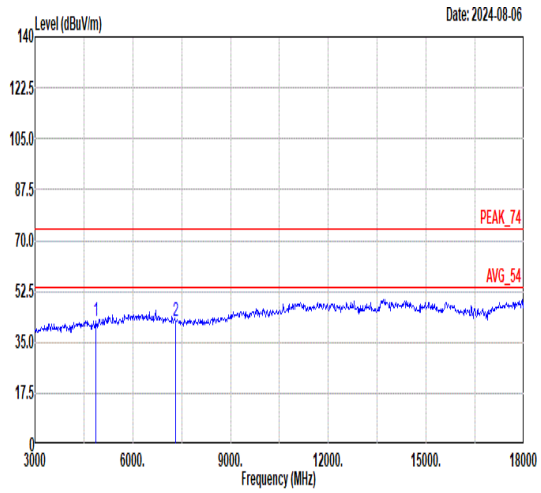 Freq Level Limit Line Margin Read Level Ant Factor Cable Loss Preamp Factor APos TPos Remark MHz dBuV/m dBuV/m dB dBuV dB/m dB dB cm deg 1 4874.00 42.17 74.00 -31.83 65.32 34.33 7.77 65.25 -- -- Peak 2 7311.00 42.43 74.00 -31.57 62.71 35.44 8.93 64.65 -- -- Peak	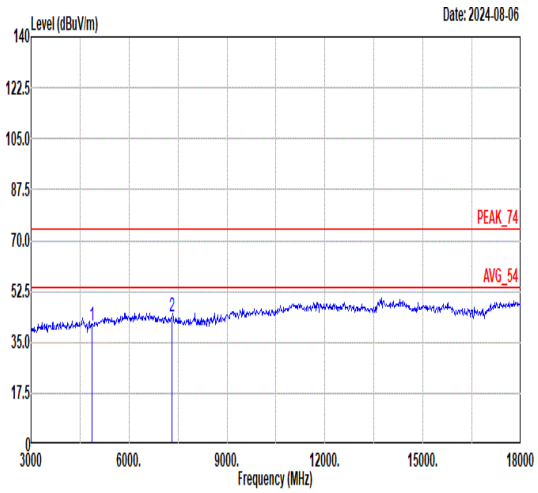 Freq Level Limit Line Margin Read Level Ant Factor Cable Loss Preamp Factor APos TPos Remark MHz dBuV/m dBuV/m dB dBuV dB/m dB dB cm deg 1 4874.00 40.92 74.00 -33.08 64.07 34.33 7.77 65.25 -- -- Peak 2 7311.00 43.78 74.00 -30.22 64.06 35.44 8.93 64.65 -- -- Peak

Mode	69	
	Band Edge	
	2400-2483.5_802.11n HT20_CH11_2462MHz	
ANT	SISO 13	
Pol.	Horizontal	Fundamental
Peak	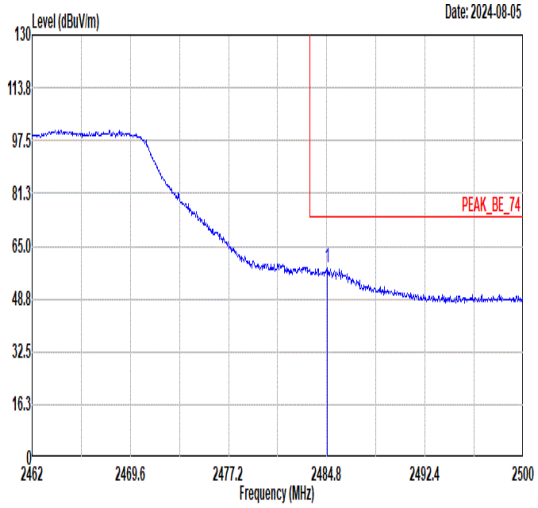 Freq Level Limit Line Margin Read Level Ant Factor Cable Loss Preamp Factor APos TPos Remark MHz dBuV/m dBuV/m dB dBuV dB/m dB dB cm deg 1 2484.84 58.16 74.00 -15.84 55.89 30.86 4.92 33.51 322 136 PEAK	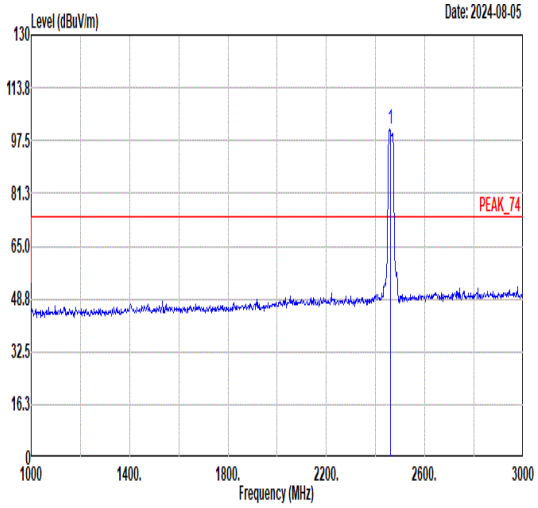 Freq Level Limit Line Margin Read Level Ant Factor Cable Loss Preamp Factor APos TPos Remark MHz dBuV/m dBuV/m dB dBuV dB/m dB dB cm deg 1 2462.00 101.18 ------ ------ 99.09 30.74 4.88 33.53 322 136 PEAK
Avg	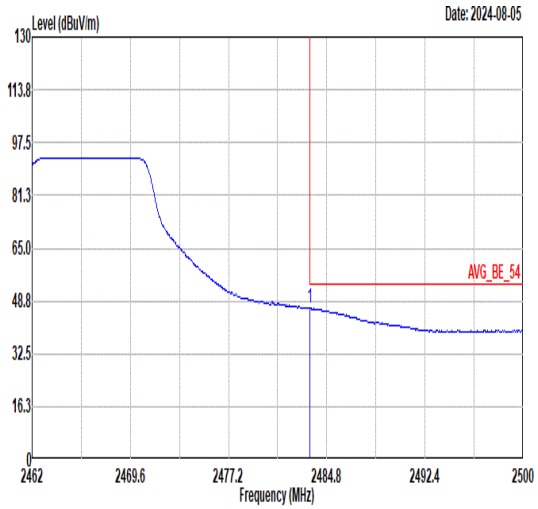 Freq Level Limit Line Margin Read Level Ant Factor Cable Loss Preamp Factor APos TPos Remark MHz dBuV/m dBuV/m dB dBuV dB/m dB dB cm deg 1 2483.51 46.55 54.00 -7.45 44.29 30.85 4.92 33.51 322 136 AVERAGE	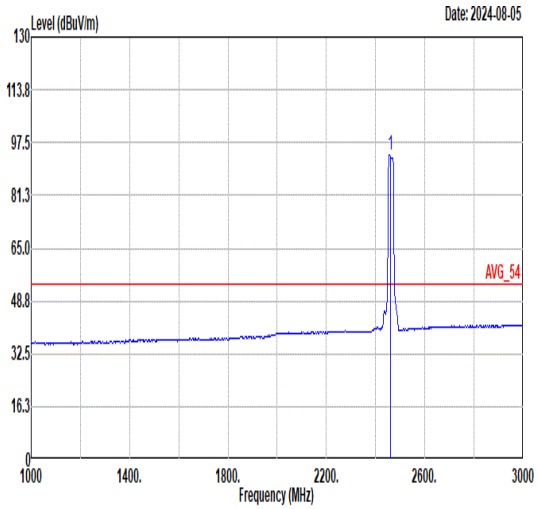 Freq Level Limit Line Margin Read Level Ant Factor Cable Loss Preamp Factor APos TPos Remark MHz dBuV/m dBuV/m dB dBuV dB/m dB dB cm deg 1 2462.00 93.67 ------ ------ 91.58 30.74 4.88 33.53 322 136 AVERAGE

Mode	69	
	Band Edge	
	2400-2483.5_802.11n HT20_CH11_2462MHz	
ANT	SISO 13	
Pol.	Vertical	Fundamental
Peak	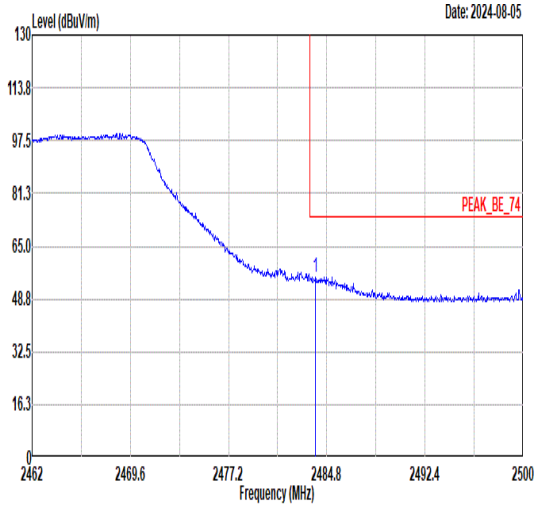 Limit Read Ant Cable Preamp APos TPos Freq Level Line Margin Level Factor Loss Factor Remark MHz dBuV/m dBuV/m dB dBuV dB/m dB dB cm deg 1 2483.93 55.66 74.00 -18.34 53.40 30.85 4.92 33.51 400 204 PEAK	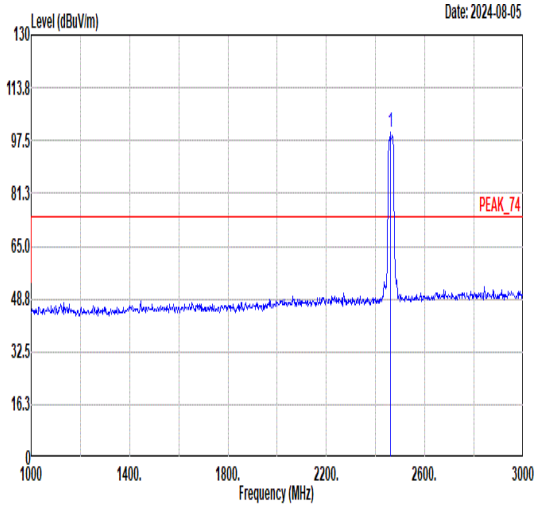 Limit Read Ant Cable Preamp APos TPos Freq Level Line Margin Level Factor Loss Factor Remark MHz dBuV/m dBuV/m dB dBuV dB/m dB dB cm deg 1 2462.00 99.90 ------ ------ 97.78 30.76 4.89 33.53 400 204 PEAK
Avg	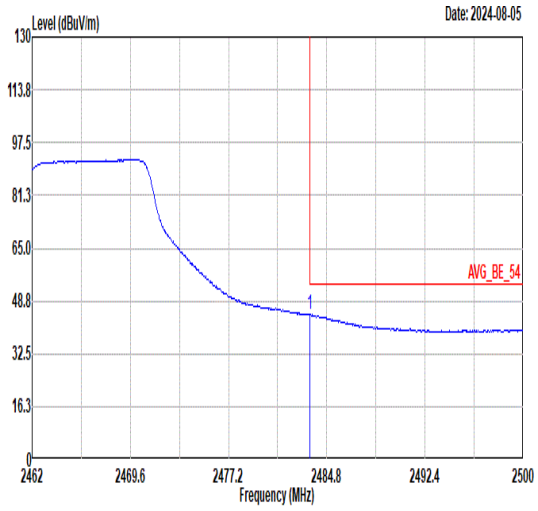 Limit Read Ant Cable Preamp APos TPos Freq Level Line Margin Level Factor Loss Factor Remark MHz dBuV/m dBuV/m dB dBuV dB/m dB dB cm deg 1 2483.51 44.54 54.00 -9.46 42.28 30.85 4.92 33.51 400 204 AVERAGE	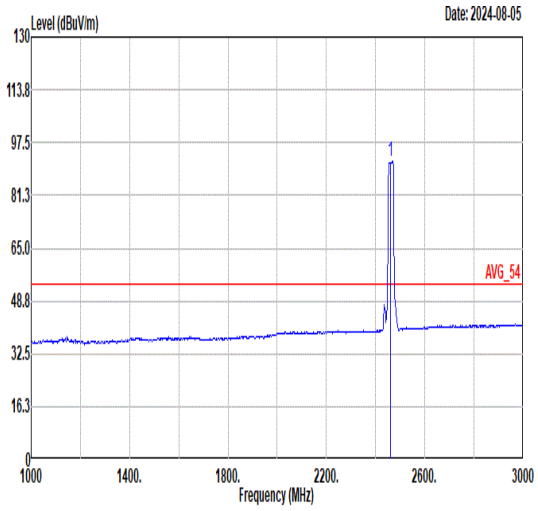 Limit Read Ant Cable Preamp APos TPos Freq Level Line Margin Level Factor Loss Factor Remark MHz dBuV/m dBuV/m dB dBuV dB/m dB dB cm deg 1 2462.00 91.89 ------ ------ 89.71 30.80 4.90 33.52 400 204 AVERAGE

Mode	69	
	Harmonic	
	2400-2483.5_802.11n HT20_CH11_2462MHz	
ANT	SISO 13	
Pol.	Horizontal	Vertical
Peak Avg	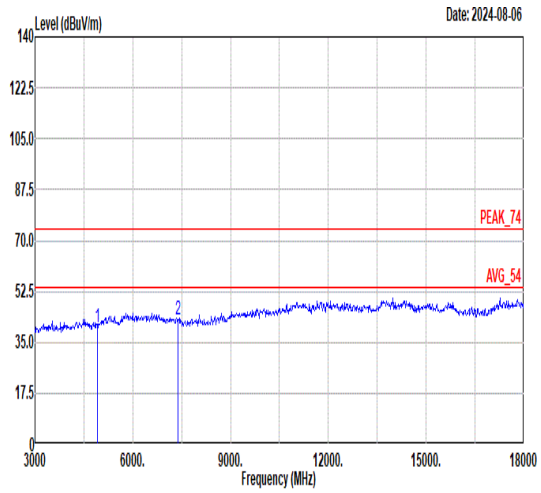 Freq Level Limit Line Margin Read Level Ant Factor Cable Loss Preamp Factor APos TPos Remark MHz dBuV/m dBuV/m dB dBuV dB/m dB dB cm deg 1 4924.00 40.30 74.00 -33.70 63.38 34.40 7.79 65.27 -- -- Peak 2 7386.00 42.55 74.00 -31.45 62.55 35.42 9.17 64.59 -- -- Peak	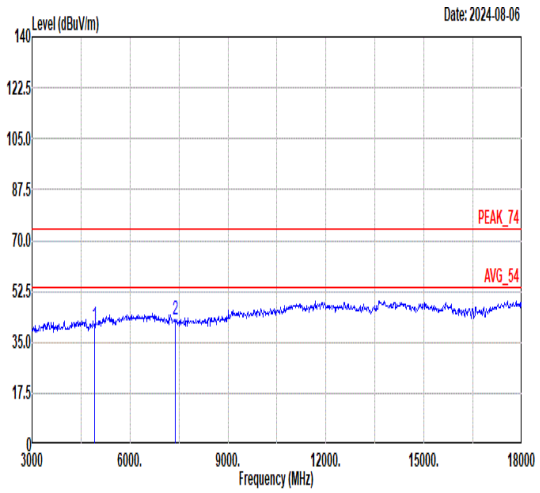 Freq Level Limit Line Margin Read Level Ant Factor Cable Loss Preamp Factor APos TPos Remark MHz dBuV/m dBuV/m dB dBuV dB/m dB dB cm deg 1 4924.00 40.86 74.00 -33.14 63.94 34.40 7.79 65.27 -- -- Peak 2 7386.00 42.73 74.00 -31.27 62.73 35.42 9.17 64.59 -- -- Peak

Mode	70	
	Band Edge - L	
	2400-2483.5_802.11n HT40_CH03_2422MHz	
ANT	SISO 13	
Pol.	Horizontal	Fundamental
Peak	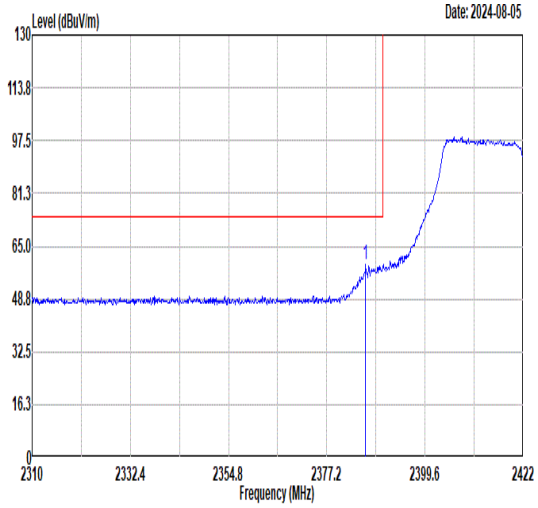 Freq Level Limit Line Margin Read Level Ant Factor Cable Loss Preamp Factor APos TPos Remark MHz dBuV/m dBuV/m dB dBuV dB/m dB dB cm deg 1 2386.05 59.16 74.00 -14.84 57.32 30.62 4.79 33.57 400 95 PEAK	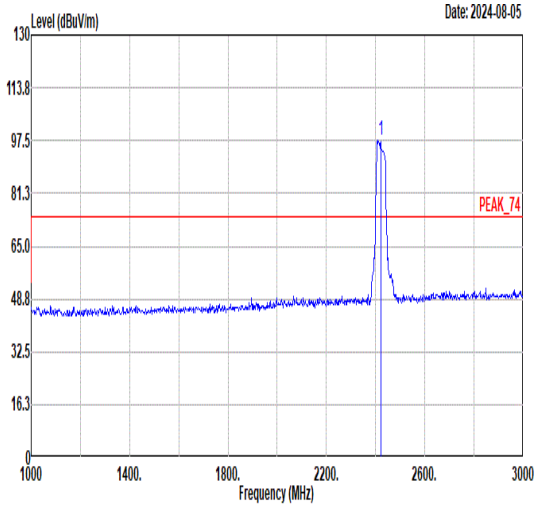 Freq Level Limit Line Margin Read Level Ant Factor Cable Loss Preamp Factor APos TPos Remark MHz dBuV/m dBuV/m dB dBuV dB/m dB dB cm deg 1 2422.00 97.54 ------ ------ 95.65 30.63 4.82 33.56 400 95 PEAK
Avg	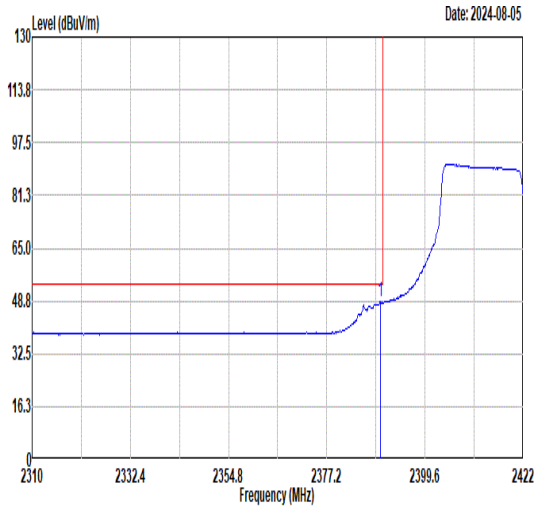 Freq Level Limit Line Margin Read Level Ant Factor Cable Loss Preamp Factor APos TPos Remark MHz dBuV/m dBuV/m dB dBuV dB/m dB dB cm deg 1 2389.41 48.69 54.00 -5.31 46.85 30.61 4.80 33.57 400 95 AVERAGE	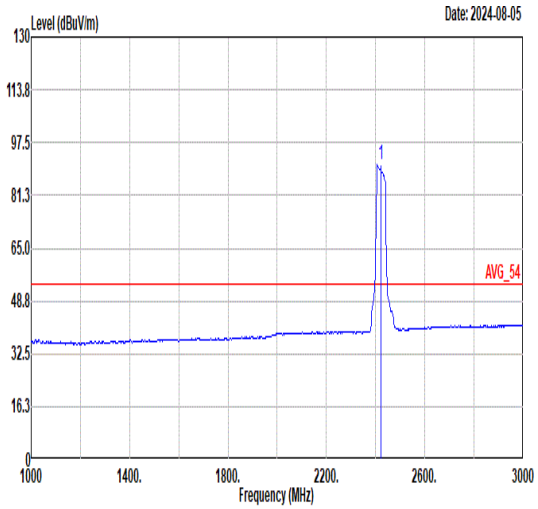 Freq Level Limit Line Margin Read Level Ant Factor Cable Loss Preamp Factor APos TPos Remark MHz dBuV/m dBuV/m dB dBuV dB/m dB dB cm deg 1 2422.00 90.56 ------ ------ 88.69 30.62 4.81 33.56 400 95 AVERAGE

Mode	70	
	Band Edge - R	
	2400-2483.5_802.11n HT40_CH03_2422MHz	
ANT	SISO 13	
Pol.	Horizontal	Fundamental
Peak	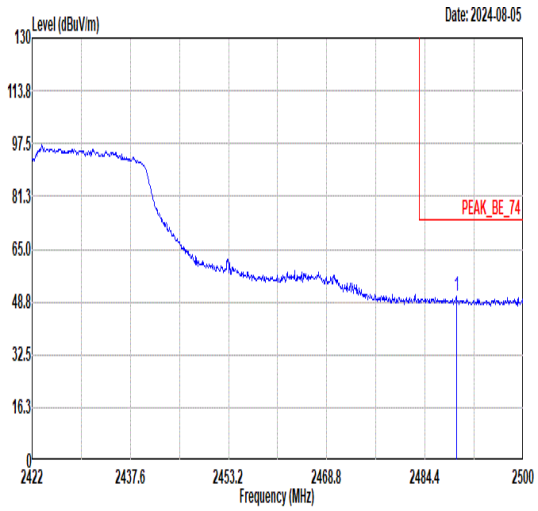 Freq Level Limit Line Margin Read Level Ant Factor Cable Loss Preamp Factor APos TPos Remark MHz dBuV/m dBuV/m dB dBuV dB/m dB dB cm deg 1 2489.39 50.32 74.00 -23.68 48.03 30.87 4.93 33.51 400 95 PEAK	Blank
Avg	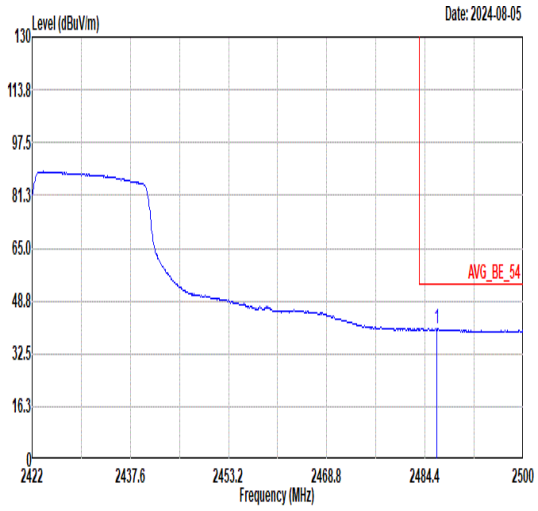 Freq Level Limit Line Margin Read Level Ant Factor Cable Loss Preamp Factor APos TPos Remark MHz dBuV/m dBuV/m dB dBuV dB/m dB dB cm deg 1 2486.27 40.29 54.00 -13.71 38.02 30.86 4.92 33.51 400 95 AVERAGE	Blank

Mode	70	
	Band Edge - L	
	2400-2483.5_802.11n HT40_CH03_2422MHz	
ANT	SISO 13	
Pol.	Vertical	Fundamental
Peak	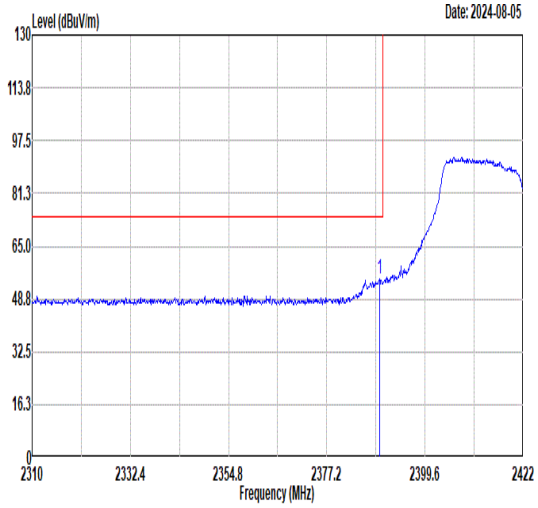 Freq Level Limit Line Margin Read Level Ant Factor Cable Loss Preamp Factor APos TPos Remark MHz dBuV/m dBuV/m dB dBuV dB/m dB dB cm deg 1 2389.30 55.00 74.00 -19.00 53.17 30.61 4.79 33.57 400 232 PEAK	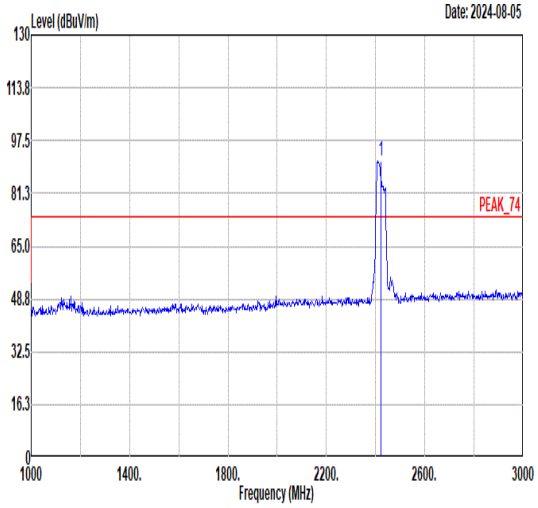 Freq Level Limit Line Margin Read Level Ant Factor Cable Loss Preamp Factor APos TPos Remark MHz dBuV/m dBuV/m dB dBuV dB/m dB dB cm deg 1 2422.00 91.48 ------ ------ 89.59 30.63 4.82 33.56 400 232 PEAK
Avg	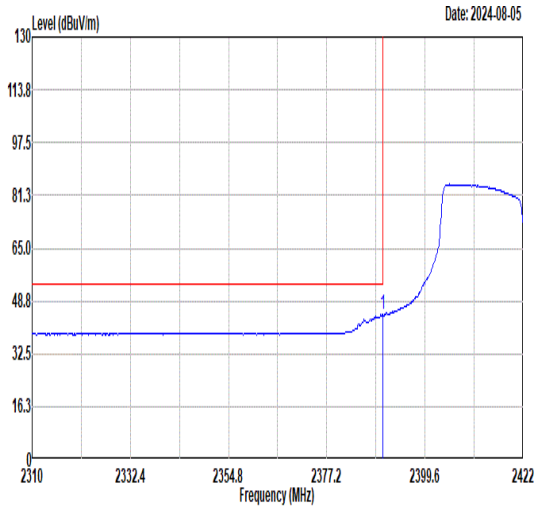 Freq Level Limit Line Margin Read Level Ant Factor Cable Loss Preamp Factor APos TPos Remark MHz dBuV/m dBuV/m dB dBuV dB/m dB dB cm deg 1 2389.97 44.62 54.00 -9.38 42.78 30.61 4.80 33.57 400 232 AVERAGE	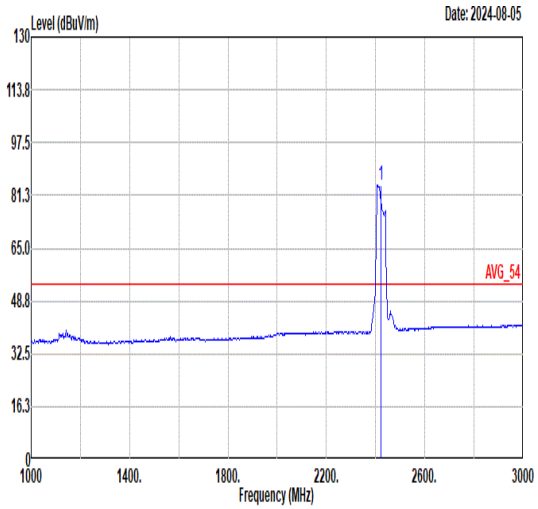 Freq Level Limit Line Margin Read Level Ant Factor Cable Loss Preamp Factor APos TPos Remark MHz dBuV/m dBuV/m dB dBuV dB/m dB dB cm deg 1 2422.00 84.39 ------ ------ 82.52 30.62 4.81 33.56 400 232 AVERAGE

Mode	70	
	Band Edge - R	
	2400-2483.5_802.11n HT40_CH03_2422MHz	
ANT	SISO 13	
Pol.	Vertical	Fundamental
Peak	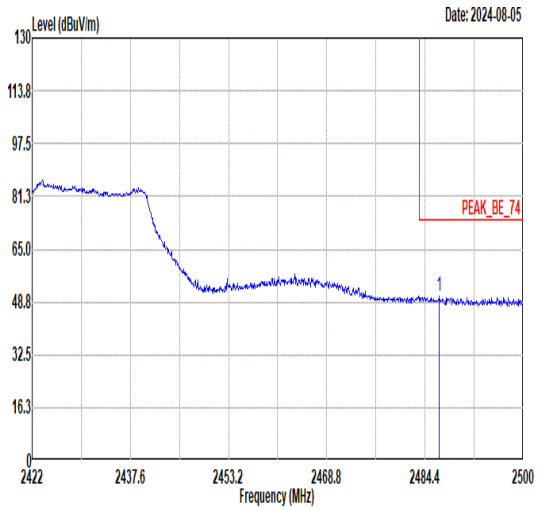 Limit Read Ant Cable Preamp APos TPos Freq Level Line Margin Level Factor Loss Factor Remark MHz dBuV/m dBuV/m dB dBuV dB/m dB dB cm deg 1 2486.66 50.62 74.00 -23.38 48.35 30.86 4.92 33.51 400 232 PEAK	Blank
Avg	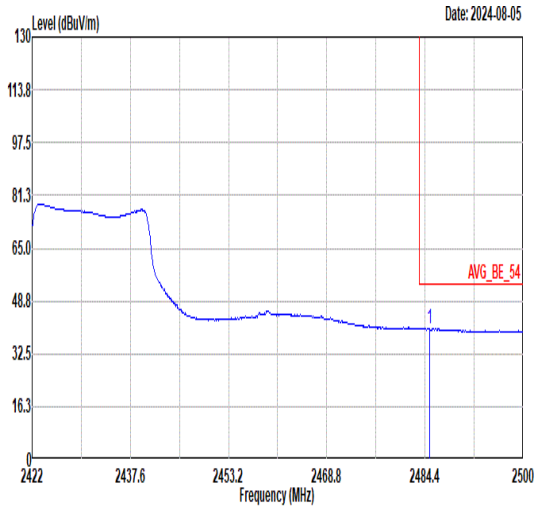 Limit Read Ant Cable Preamp APos TPos Freq Level Line Margin Level Factor Loss Factor Remark MHz dBuV/m dBuV/m dB dBuV dB/m dB dB cm deg 1 2485.10 40.36 54.00 -13.64 38.09 30.86 4.92 33.51 400 232 AVERAGE	Blank

Mode	71	
	Band Edge - L	
	2400-2483.5_802.11n HT40_CH09_2452MHz	
ANT	SISO 13	
Pol.	Horizontal	Fundamental
Peak	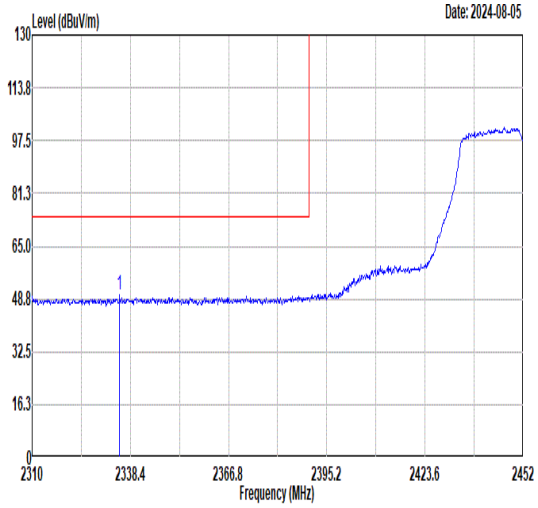 Freq Level Limit Line Margin Read Level Ant Factor Cable Loss Preamp Factor APos TPos Remark MHz dBuV/m dBuV/m dB dBuV dB/m dB dB cm deg 1 2335.28 49.82 74.00 -24.18 47.96 30.72 4.74 33.60 334 134 PEAK	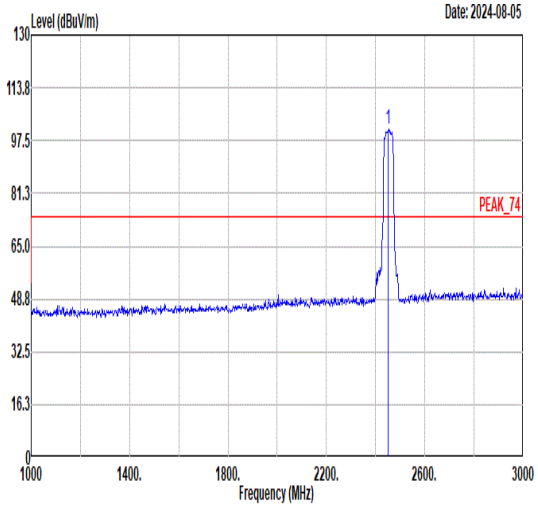 Freq Level Limit Line Margin Read Level Ant Factor Cable Loss Preamp Factor APos TPos Remark MHz dBuV/m dBuV/m dB dBuV dB/m dB dB cm deg 1 2452.00 100.92 ------ ------ 98.83 30.74 4.88 33.53 334 134 PEAK
Avg	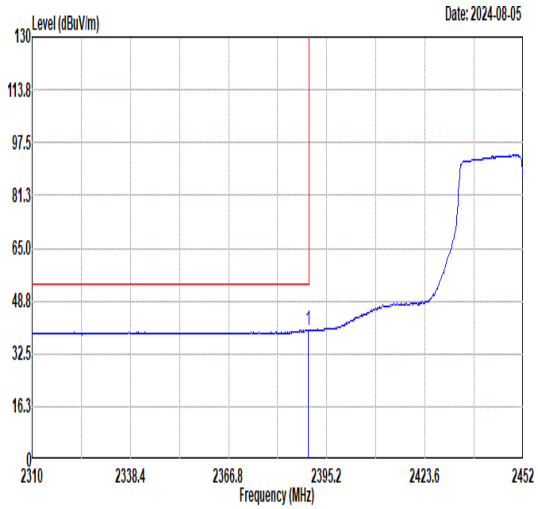 Freq Level Limit Line Margin Read Level Ant Factor Cable Loss Preamp Factor APos TPos Remark MHz dBuV/m dBuV/m dB dBuV dB/m dB dB cm deg 1 2389.95 39.75 54.00 -14.25 37.91 30.61 4.80 33.57 334 134 AVERAGE	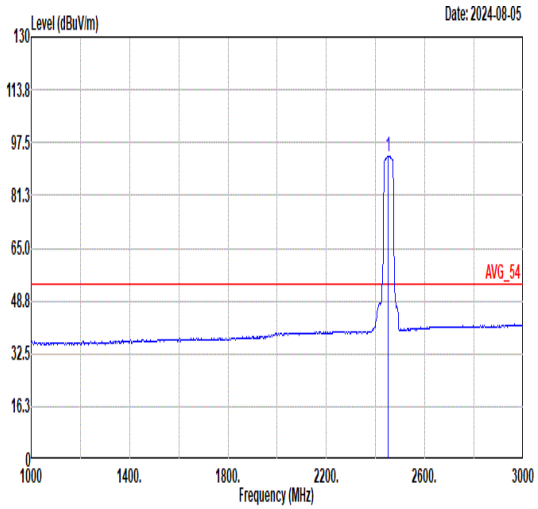 Freq Level Limit Line Margin Read Level Ant Factor Cable Loss Preamp Factor APos TPos Remark MHz dBuV/m dBuV/m dB dBuV dB/m dB dB cm deg 1 2452.00 93.44 ------ ------ 91.39 30.71 4.87 33.53 334 134 AVERAGE

Mode	71	
	Band Edge - R	
	2400-2483.5_802.11n HT40_CH09_2452MHz	
ANT	SISO 13	
Pol.	Horizontal	Fundamental
Peak	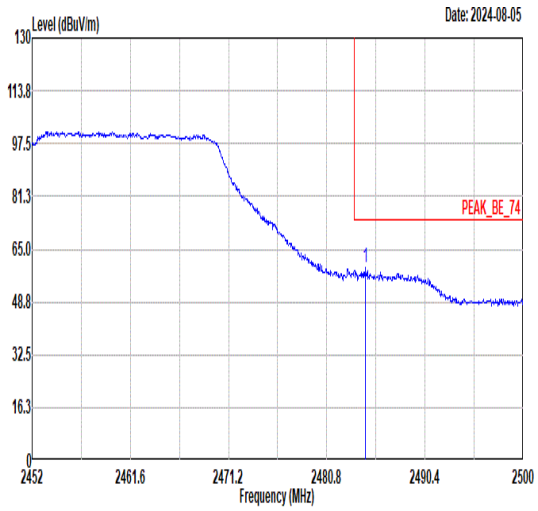 Freq Level Limit Line Margin Read Level Ant Factor Cable Loss Preamp Factor APos TPos Remark MHz dBuV/m dBuV/m dB dBuV dB/m dB dB cm deg 1 2484.54 59.12 74.00 -14.88 56.85 30.86 4.92 33.51 334 134 PEAK	Blank
Avg	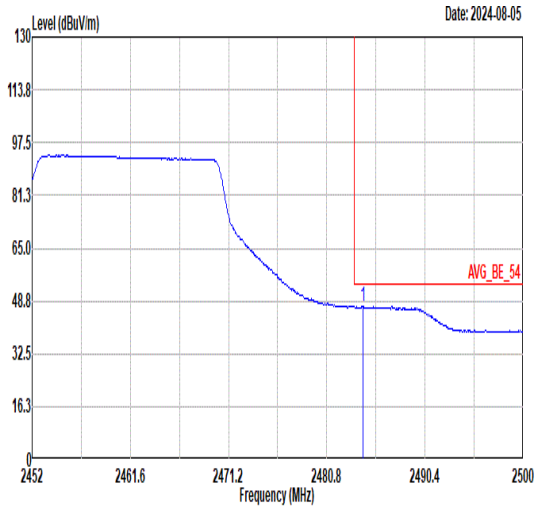 Freq Level Limit Line Margin Read Level Ant Factor Cable Loss Preamp Factor APos TPos Remark MHz dBuV/m dBuV/m dB dBuV dB/m dB dB cm deg 1 2484.35 47.02 54.00 -6.98 44.76 30.85 4.92 33.51 334 134 AVERAGE	Blank

Mode	71	
	Band Edge - L	
	2400-2483.5_802.11n HT40_CH09_2452MHz	
ANT	SISO 13	
Pol.	Vertical	Fundamental
Peak	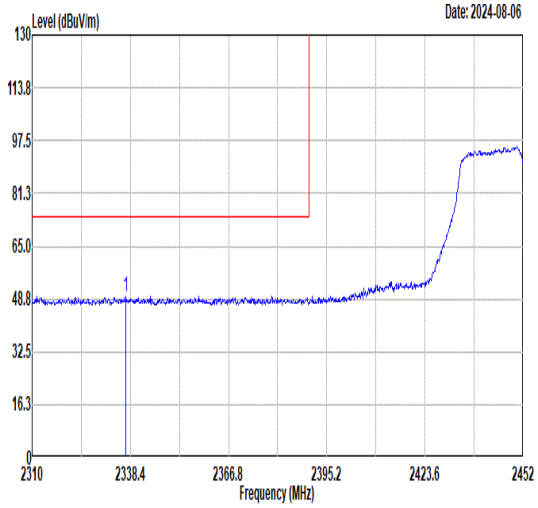 Freq Level Limit Line Margin Read Level Ant Factor Cable Loss Preamp Factor APos TPos Remark MHz dBuV/m dBuV/m dB dBuV dB/m dB dB cm deg 1 2337.12 49.63 74.00 -24.37 47.78 30.71 4.74 33.60 400 206 PEAK	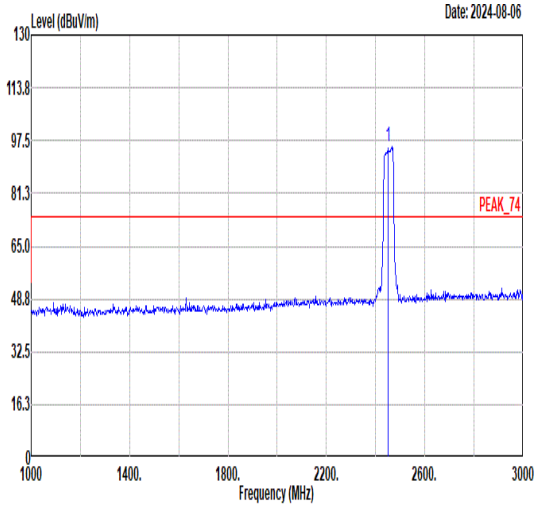 Freq Level Limit Line Margin Read Level Ant Factor Cable Loss Preamp Factor APos TPos Remark MHz dBuV/m dBuV/m dB dBuV dB/m dB dB cm deg 1 2452.00 95.49 ------ ------ 93.32 30.79 4.90 33.52 400 206 PEAK
Avg	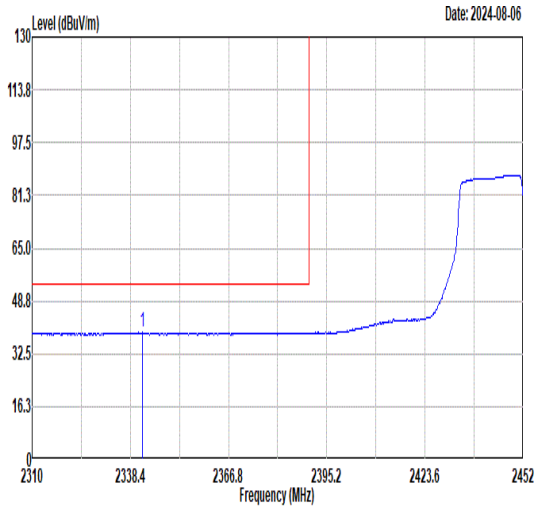 Freq Level Limit Line Margin Read Level Ant Factor Cable Loss Preamp Factor APos TPos Remark MHz dBuV/m dBuV/m dB dBuV dB/m dB dB cm deg 1 2341.95 39.07 54.00 -14.93 37.22 30.70 4.75 33.60 400 206 AVERAGE	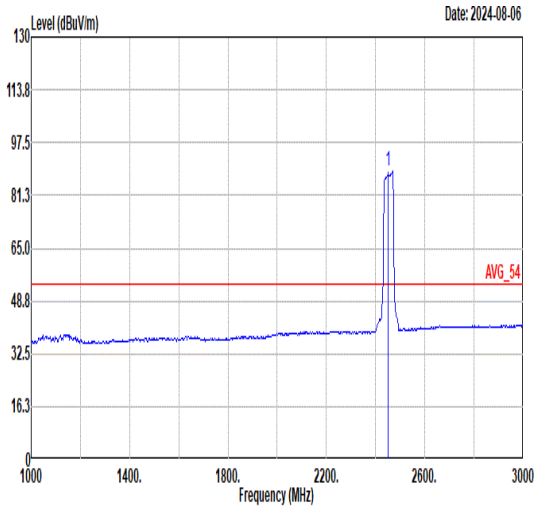 Freq Level Limit Line Margin Read Level Ant Factor Cable Loss Preamp Factor APos TPos Remark MHz dBuV/m dBuV/m dB dBuV dB/m dB dB cm deg 1 2452.00 88.59 ------ ------ 86.41 30.80 4.90 33.52 400 206 AVERAGE

Mode	71	
	Band Edge - R	
	2400-2483.5_802.11n HT40_CH09_2452MHz	
ANT	SISO 13	
Pol.	Vertical	Fundamental
Peak	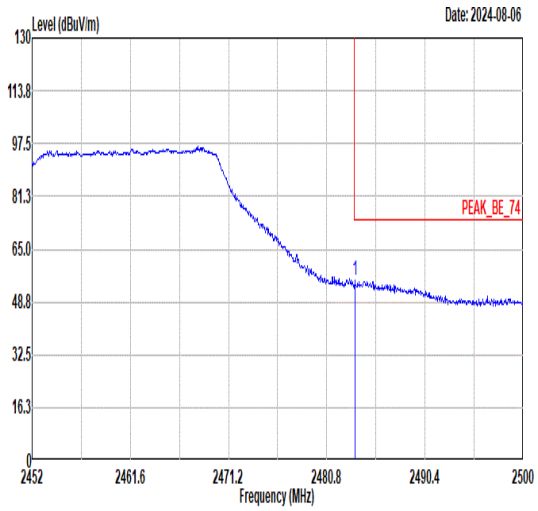 Freq Level Limit Line Margin Read Level Ant Factor Cable Loss Preamp Factor APos TPos Remark MHz dBuV/m dBuV/m dB dBuV dB/m dB dB cm deg 1 2483.54 55.50 74.00 -18.50 53.24 30.85 4.92 33.51 400 206 PEAK	Blank
Avg	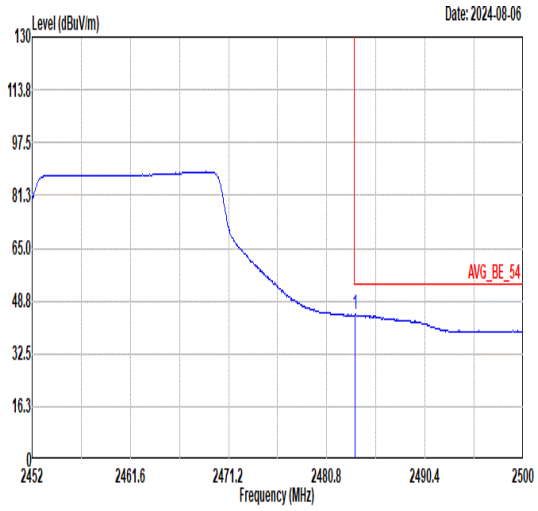 Freq Level Limit Line Margin Read Level Ant Factor Cable Loss Preamp Factor APos TPos Remark MHz dBuV/m dBuV/m dB dBuV dB/m dB dB cm deg 1 2483.54 44.54 54.00 -9.46 42.28 30.85 4.92 33.51 400 206 AVERAGE	Blank

Mode	72	
	Band Edge	
	2400-2483.5_802.11ax HE20_CH01_Full RU _2412MHz	
ANT	SISO 13	
Pol.	Horizontal	Fundamental
Peak	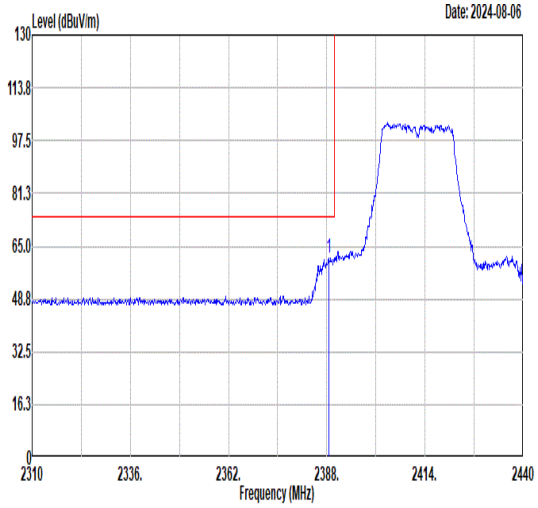 Freq Level Limit Line Margin Read Level Ant Factor Cable Loss Preamp Factor APos TPos Remark MHz dBuV/m dBuV/m dB dBuV dB/m dB dB cm deg 1 2388.52 61.55 74.00 -12.45 59.72 30.61 4.79 33.57 318 112 PEAK	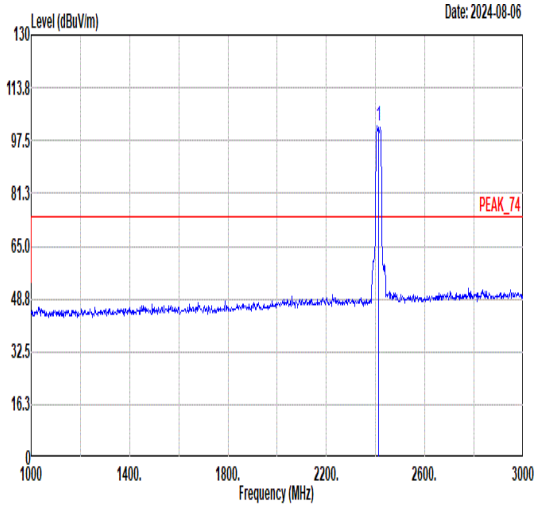 Freq Level Limit Line Margin Read Level Ant Factor Cable Loss Preamp Factor APos TPos Remark MHz dBuV/m dBuV/m dB dBuV dB/m dB dB cm deg 1 2412.00 102.09 ------ ------ 100.22 30.62 4.81 33.56 318 112 PEAK
Avg	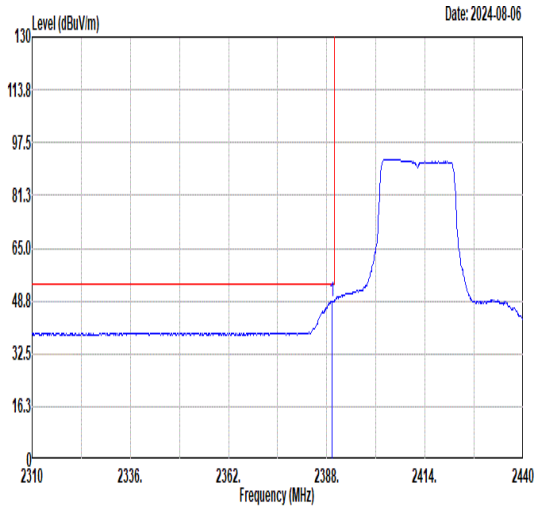 Freq Level Limit Line Margin Read Level Ant Factor Cable Loss Preamp Factor APos TPos Remark MHz dBuV/m dBuV/m dB dBuV dB/m dB dB cm deg 1 2389.43 48.80 54.00 -5.20 46.96 30.61 4.80 33.57 318 112 AVERAGE	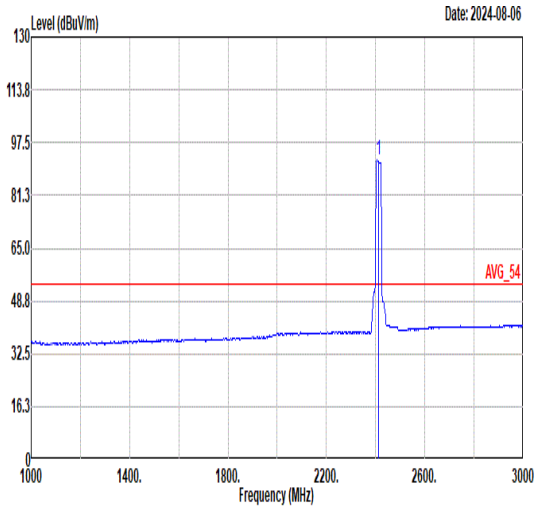 Freq Level Limit Line Margin Read Level Ant Factor Cable Loss Preamp Factor APos TPos Remark MHz dBuV/m dBuV/m dB dBuV dB/m dB dB cm deg 1 2412.00 92.27 ------ ------ 90.40 30.62 4.81 33.56 318 112 AVERAGE

Mode	72	
	Band Edge	
	2400-2483.5_802.11ax HE20_CH01_Full RU _2412MHz	
ANT	SISO 13	
Pol.	Vertical	Fundamental
Peak	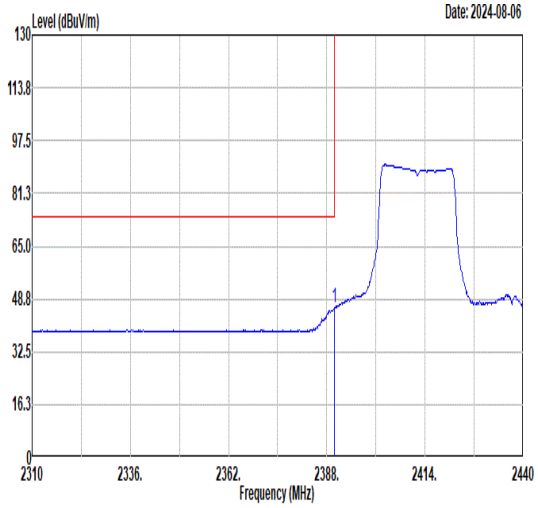 Limit Read Ant Cable Preamp APos TPos Freq Level Line Margin Level Factor Loss Factor Remark MHz dBuV/m dBuV/m dB dBuV dB/m dB dB cm deg 1 2389.95 46.15 74.00 -27.85 44.31 30.61 4.80 33.57 374 199 PEAK	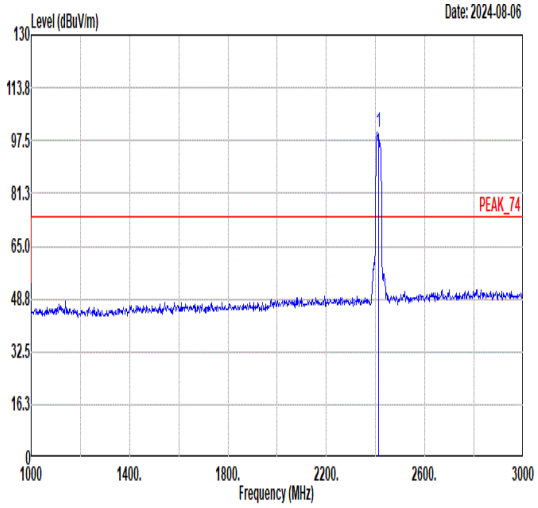 Limit Read Ant Cable Preamp APos TPos Freq Level Line Margin Level Factor Loss Factor Remark MHz dBuV/m dBuV/m dB dBuV dB/m dB dB cm deg 1 2412.00 100.25 ------ ------ 98.38 30.62 4.81 33.56 374 199 PEAK
Avg	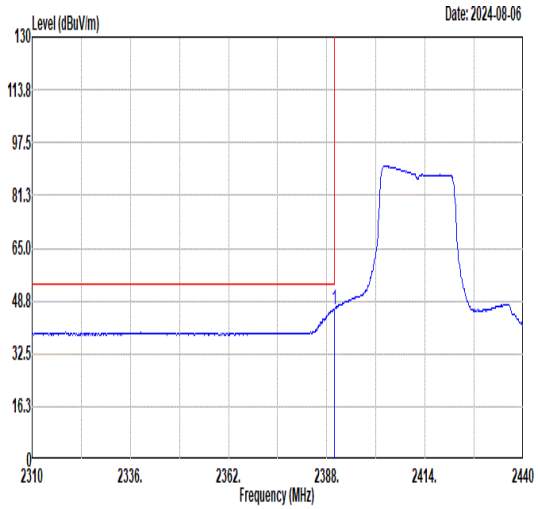 Limit Read Ant Cable Preamp APos TPos Freq Level Line Margin Level Factor Loss Factor Remark MHz dBuV/m dBuV/m dB dBuV dB/m dB dB cm deg 1 2389.95 46.27 54.00 -7.73 44.43 30.61 4.80 33.57 374 199 AVERAGE	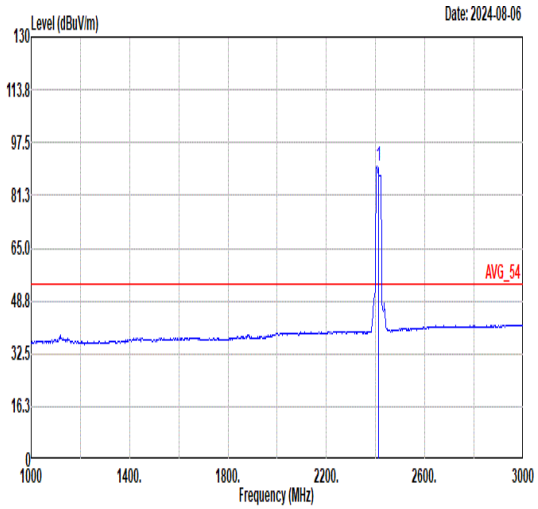 Limit Read Ant Cable Preamp APos TPos Freq Level Line Margin Level Factor Loss Factor Remark MHz dBuV/m dBuV/m dB dBuV dB/m dB dB cm deg 1 2412.00 90.24 ------ ------ 88.37 30.62 4.81 33.56 374 199 AVERAGE

Mode	72	
	Harmonic	
	2400-2483.5_802.11ax HE20_CH01_Full RU _2412MHz	
ANT	SISO 13	
Pol.	Horizontal	Vertical
Peak Avg	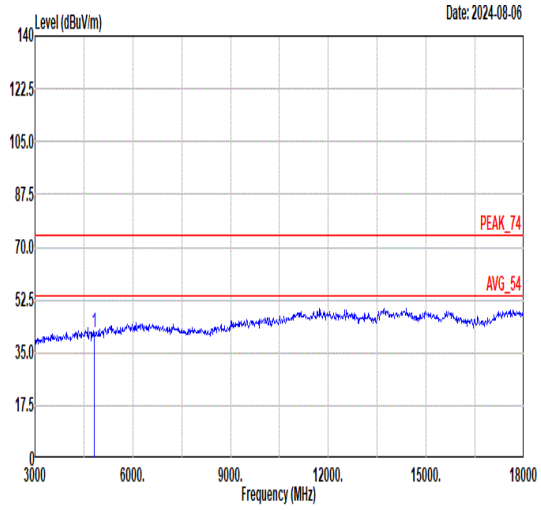 Freq Level Limit Line Margin Read Level Ant Factor Cable Loss Preamp Factor APos TPos Remark MHz dBuV/m dBuV/m dB dBuV dB/m dB dB cm deg 1 4824.00 41.48 74.00 -32.52 64.70 34.26 7.75 65.23 -- -- Peak	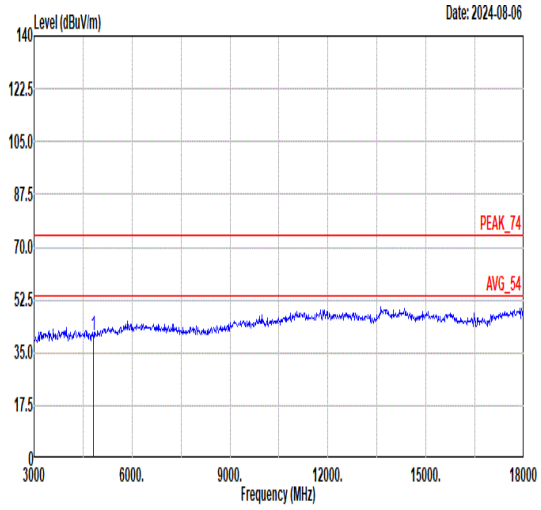 Freq Level Limit Line Margin Read Level Ant Factor Cable Loss Preamp Factor APos TPos Remark MHz dBuV/m dBuV/m dB dBuV dB/m dB dB cm deg 1 4824.00 40.86 74.00 -33.14 64.08 34.26 7.75 65.23 -- -- Peak

Mode	73	
	Harmonic	
	2400-2483.5_802.11ax HE20_CH06_Full RU _2437MHz	
ANT	SISO 13	
Pol.	Horizontal	Vertical
Peak Avg	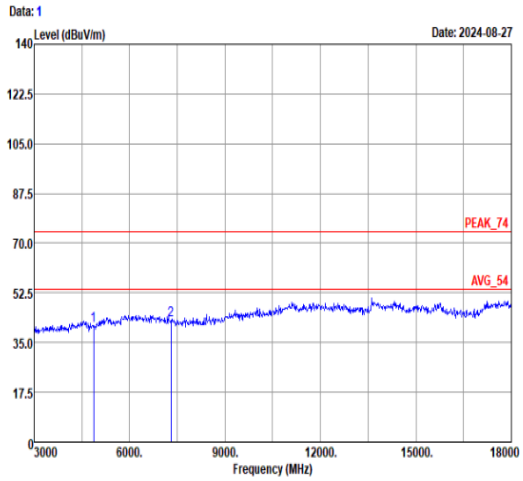 Freq Level Over Limit Limit Line ReadAntenna Level Cable Loss Preamp Factor A/Pos T/Pos Remark MHz dBuV/m dB dBuV/m dBuV dB/m dB dB cm deg 1 4874.00 41.03 -32.97 74.00 64.49 34.03 7.76 65.25 --- --- Peak 2 7311.00 42.91 -31.09 74.00 61.71 36.90 8.95 64.65 --- --- Peak	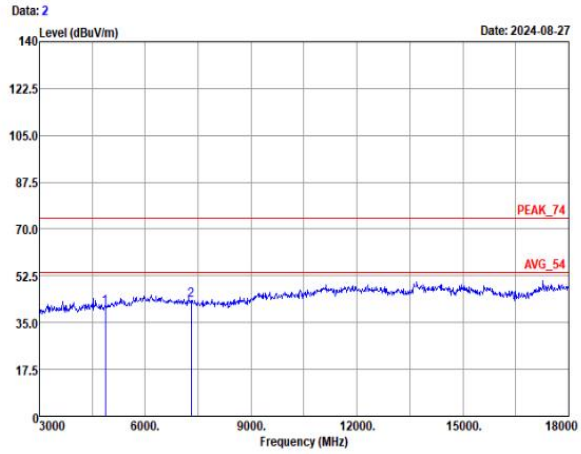 Freq Level Over Limit Limit Line ReadAntenna Level Cable Loss Preamp Factor A/Pos T/Pos Remark MHz dBuV/m dB dBuV/m dBuV dB/m dB dB cm deg 1 4874.00 40.47 -33.53 74.00 63.93 34.03 7.76 65.25 --- --- Peak 2 7311.00 43.12 -30.88 74.00 61.92 36.90 8.95 64.65 --- --- Peak

Mode	74	
	Band Edge	
	2400-2483.5_802.11ax HE20_CH11_Full RU _2462MHz	
ANT	SISO 13	
Pol.	Horizontal	Fundamental
Peak	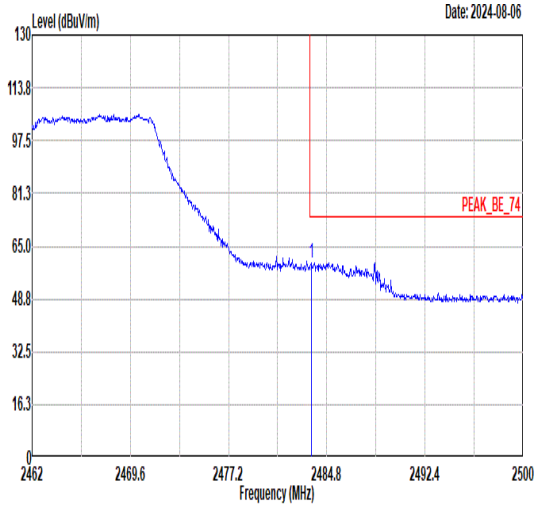 Freq Level Limit Line Margin Read Level Ant Factor Cable Loss Preamp Factor APos TPos Remark MHz dBuV/m dBuV/m dB dBuV dB/m dB dB cm deg 1 2483.62 59.97 74.00 -14.03 57.71 30.85 4.92 33.51 297 141 PEAK	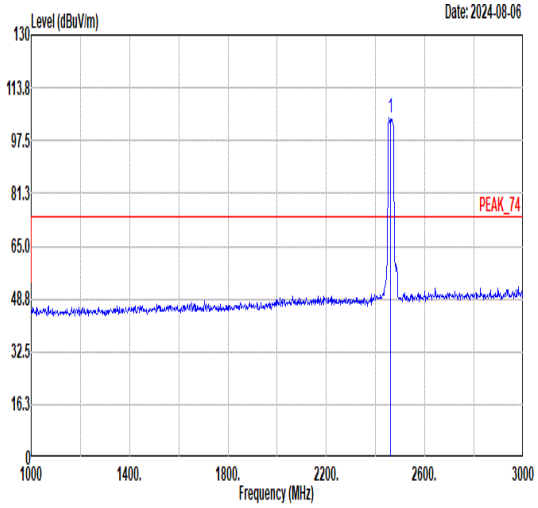 Freq Level Limit Line Margin Read Level Ant Factor Cable Loss Preamp Factor APos TPos Remark MHz dBuV/m dBuV/m dB dBuV dB/m dB dB cm deg 1 2462.00 104.39 ------ ------ 102.30 30.74 4.88 33.53 297 141 PEAK
Avg	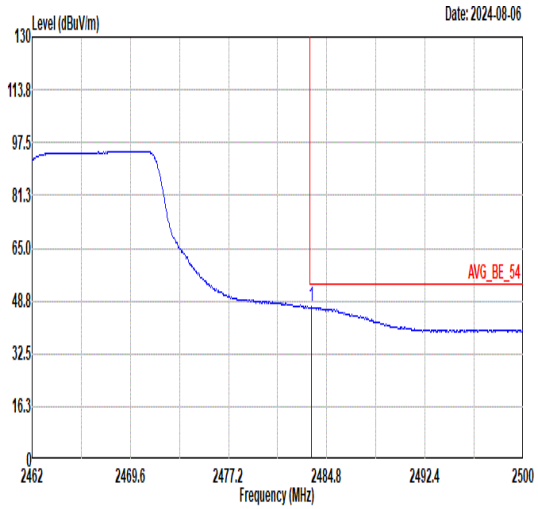 Freq Level Limit Line Margin Read Level Ant Factor Cable Loss Preamp Factor APos TPos Remark MHz dBuV/m dBuV/m dB dBuV dB/m dB dB cm deg 1 2483.58 46.87 54.00 -7.13 44.61 30.85 4.92 33.51 297 141 AVERAGE	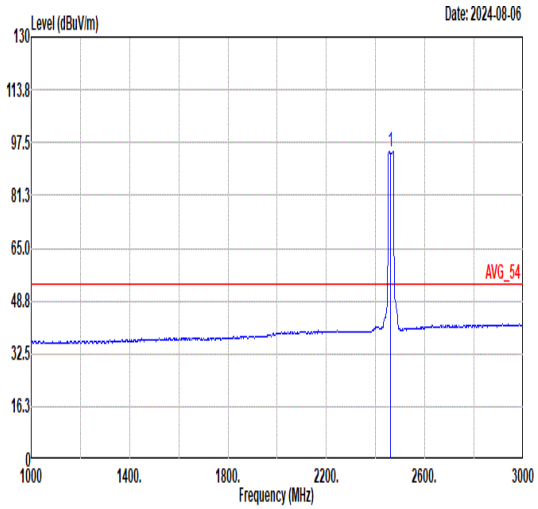 Freq Level Limit Line Margin Read Level Ant Factor Cable Loss Preamp Factor APos TPos Remark MHz dBuV/m dBuV/m dB dBuV dB/m dB dB cm deg 1 2462.00 94.71 ------ ------ 92.62 30.74 4.88 33.53 297 141 AVERAGE