11AX40SISO_Ant10_2422

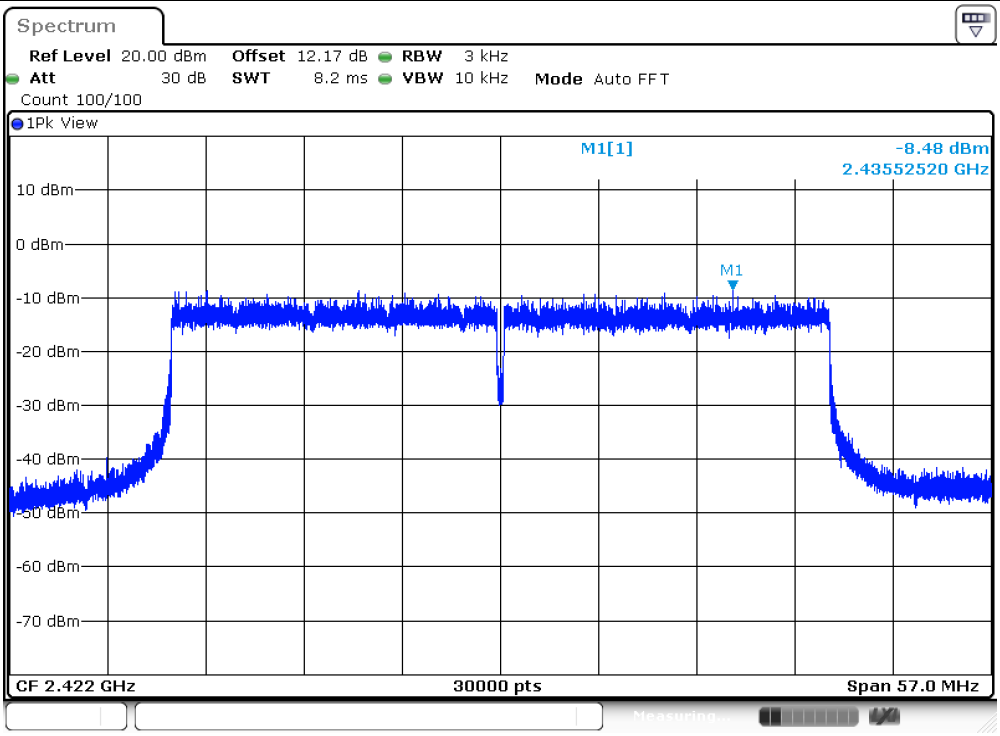

11AX40SISO_Ant13_2437

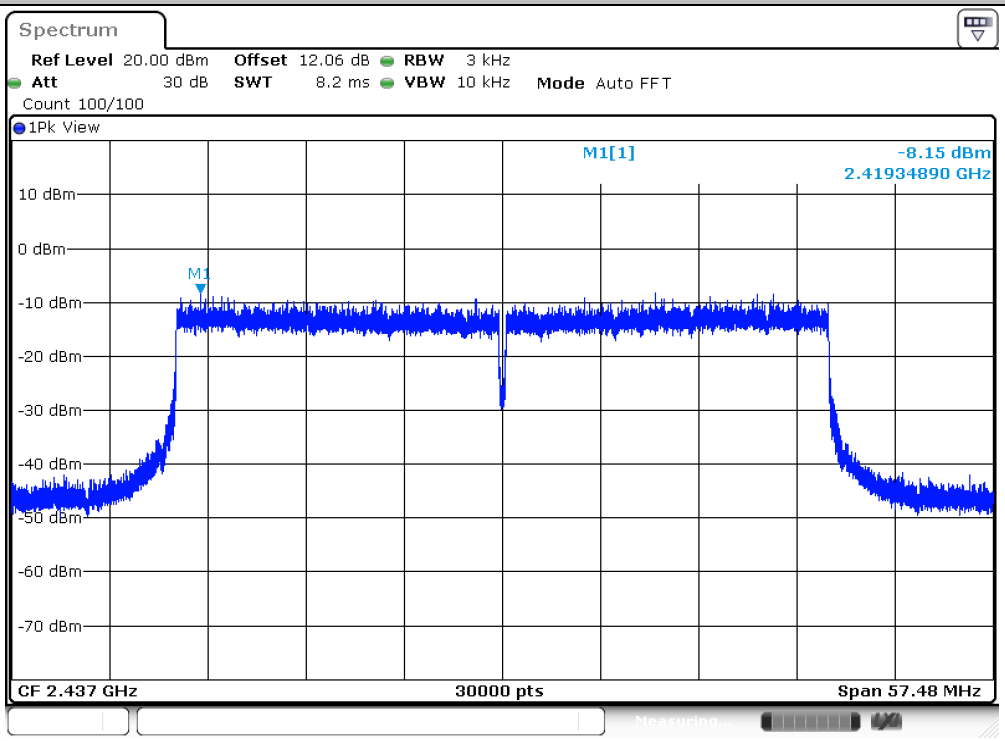

11AX40SISO_Ant10_2437

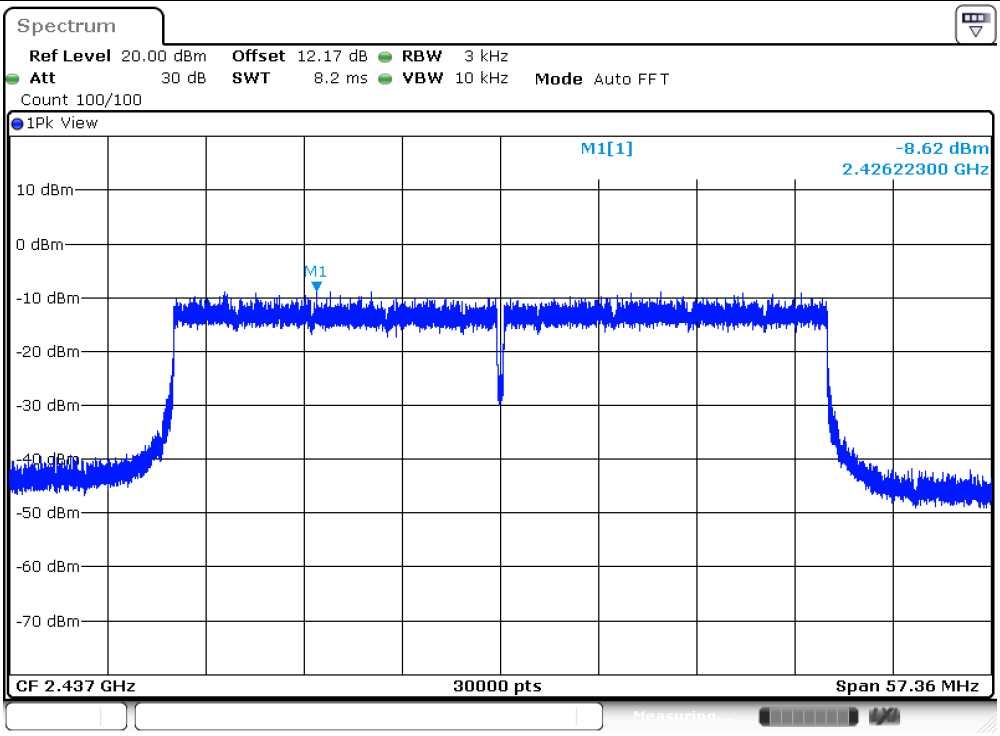

11AX40SISO_Ant13_2452

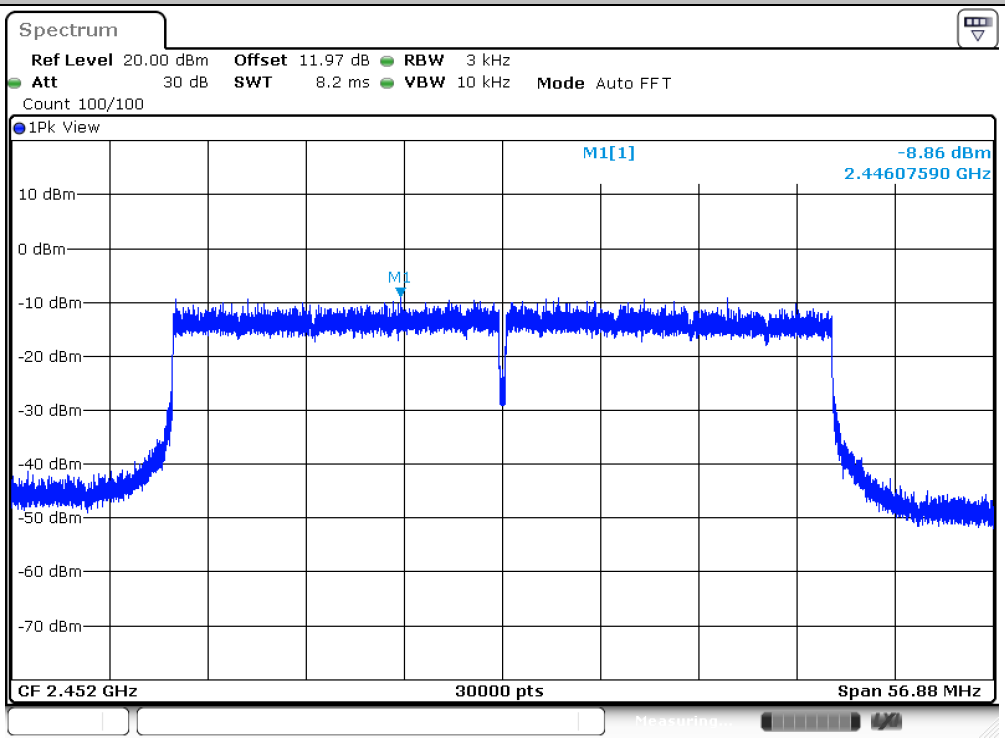

11AX40SISO_Ant10_2452

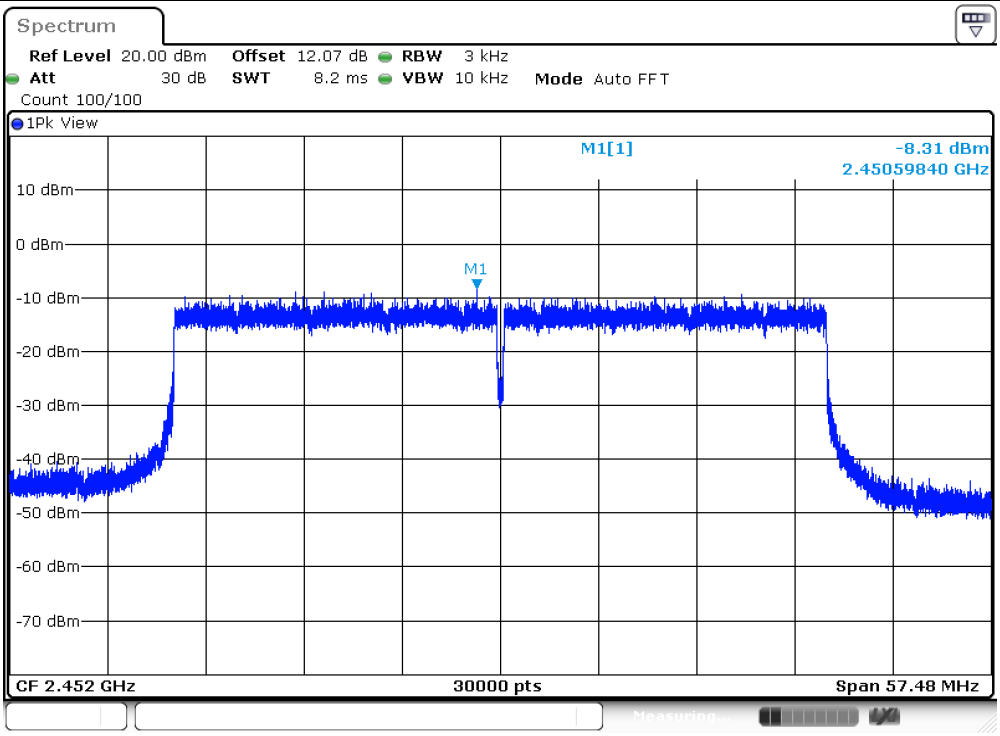

Reference level measurement

Test Result

TestMode	Antenna	Freq(MHz)	Max.Point[MHz]	Result[dBm/100KHz]
11B	Ant13	2412	2412.51	11.53
	Ant10	2412	2413.00	12.89
	Ant13	2437	2437.99	12.07
	Ant10	2437	2437.50	12.66
	Ant13	2462	2461.49	12.15
	Ant10	2462	2462.50	11.44
11G	Ant13	2412	2405.75	8.94
	Ant10	2412	2419.49	9.16
	Ant13	2437	2444.49	9.39
	Ant10	2437	2444.48	9.32
	Ant13	2462	2455.75	9.14
	Ant10	2462	2455.75	9.17
11N20SISO	Ant13	2412	2405.73	9.01
	Ant10	2412	2419.50	9.14
	Ant13	2437	2444.49	9.21
	Ant10	2437	2444.50	8.97
	Ant13	2462	2455.73	8.98
	Ant10	2462	2469.49	8.93
11N40SISO	Ant13	2422	2414.51	6.30
	Ant10	2422	2405.76	5.89
	Ant13	2437	2420.77	6.03
	Ant10	2437	2420.76	5.55
	Ant13	2452	2449.47	6.48
	Ant10	2452	2449.48	5.60
11AX20SISO	Ant13	2412	2405.72	8.48
	Ant10	2412	2419.48	8.55
	Ant13	2437	2444.51	8.64
	Ant10	2437	2444.48	8.81
	Ant13	2462	2455.74	7.94
	Ant10	2462	2469.48	8.26
11AX40SISO	Ant13	2422	2439.49	5.04
	Ant10	2422	2405.75	5.75
	Ant13	2437	2449.48	5.81

	Ant10	2437	2449.54	5.26
	Ant13	2452	2435.70	5.11
	Ant10	2452	2449.50	5.90

Test Graphs

11B_Ant13_2412

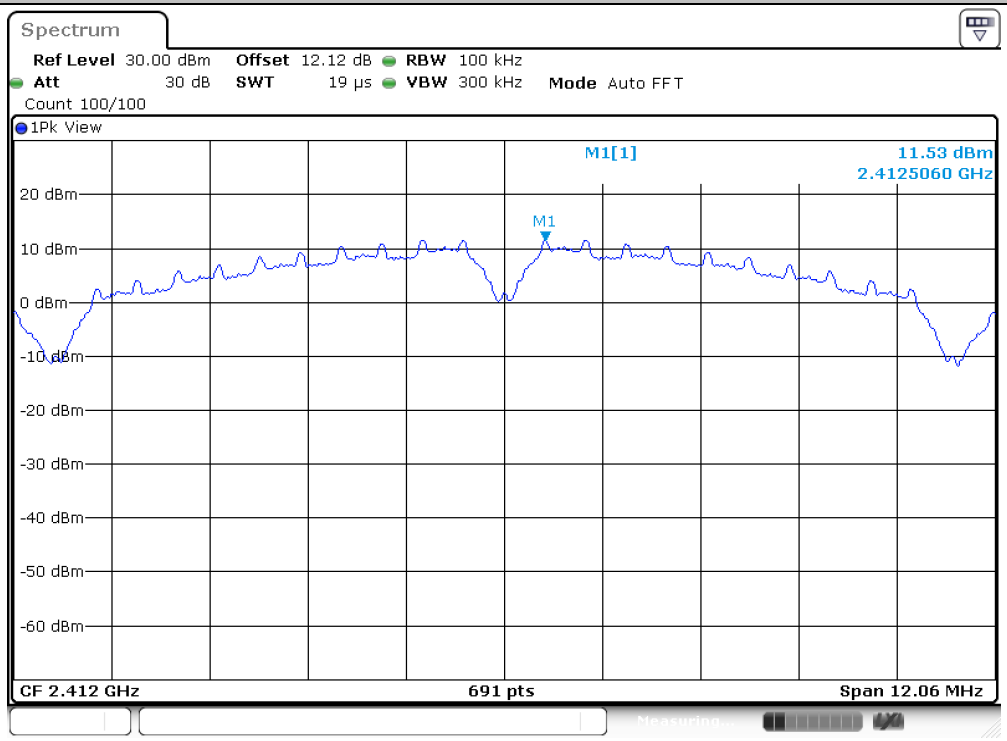

11B_Ant10_2412

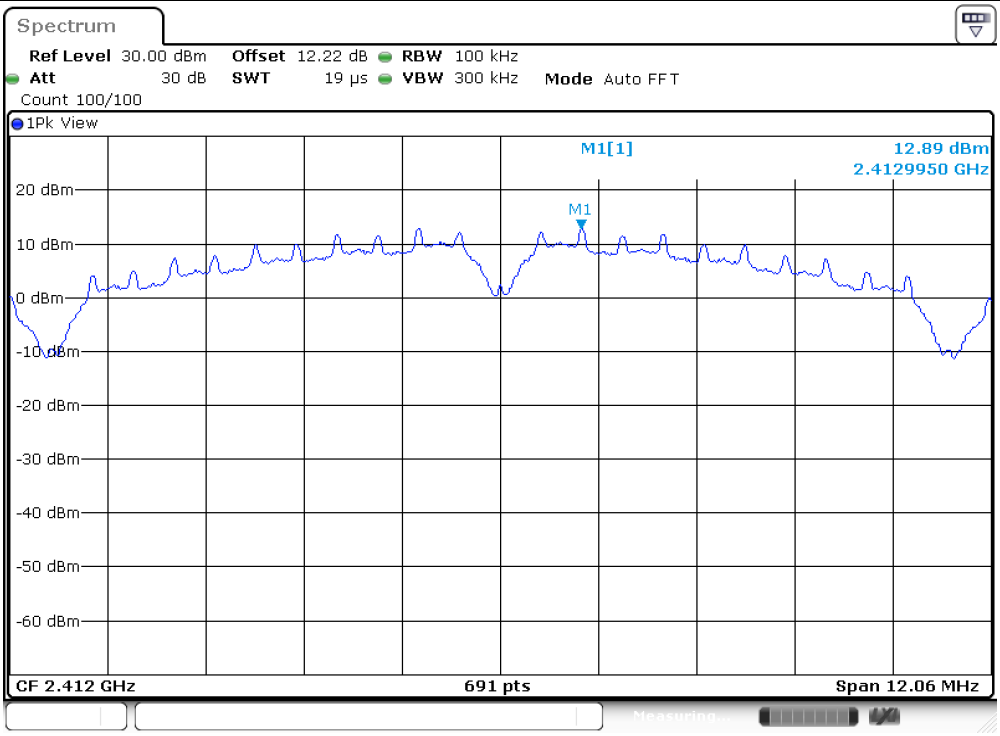

11B_Ant13_2437

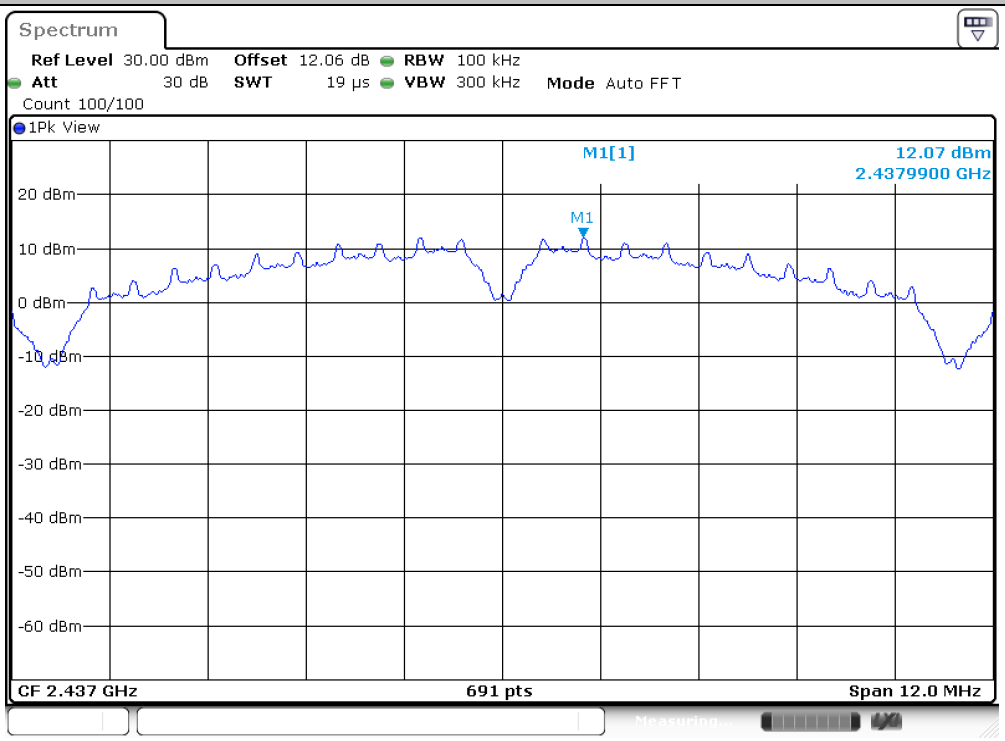

11B_Ant10_2437

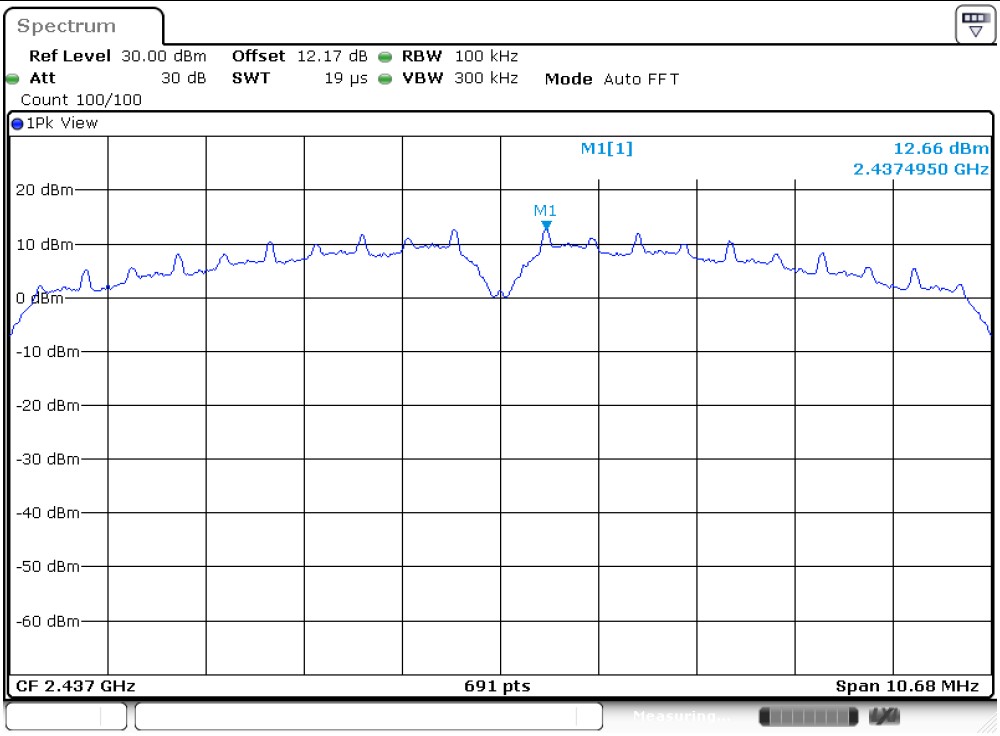

11B_Ant13_2462

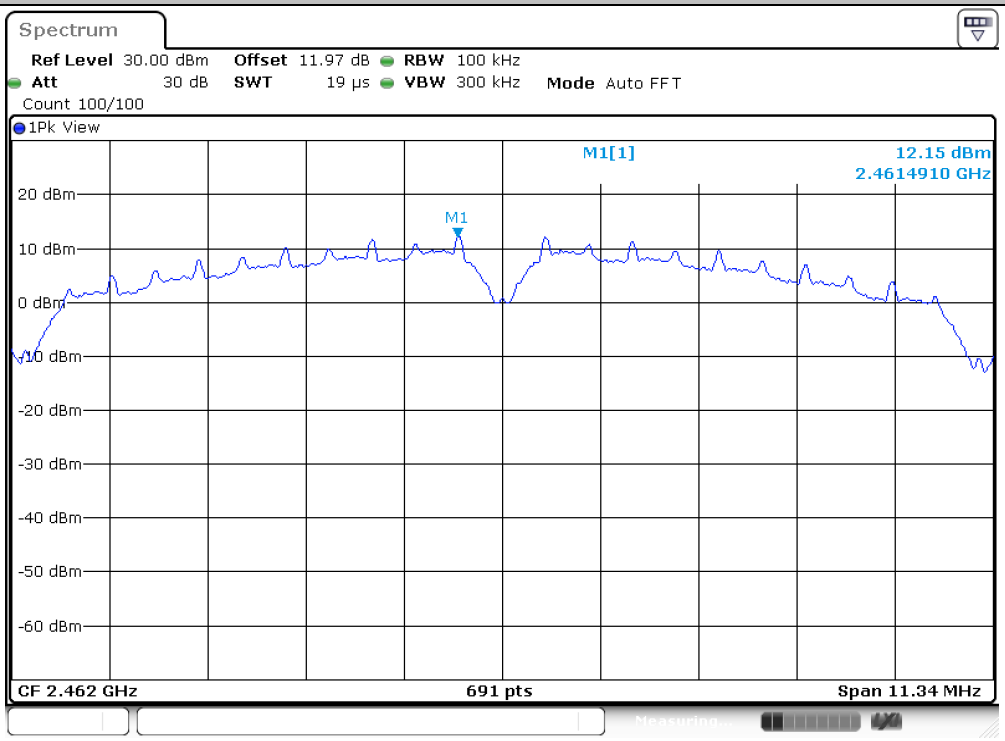

11B_Ant10_2462

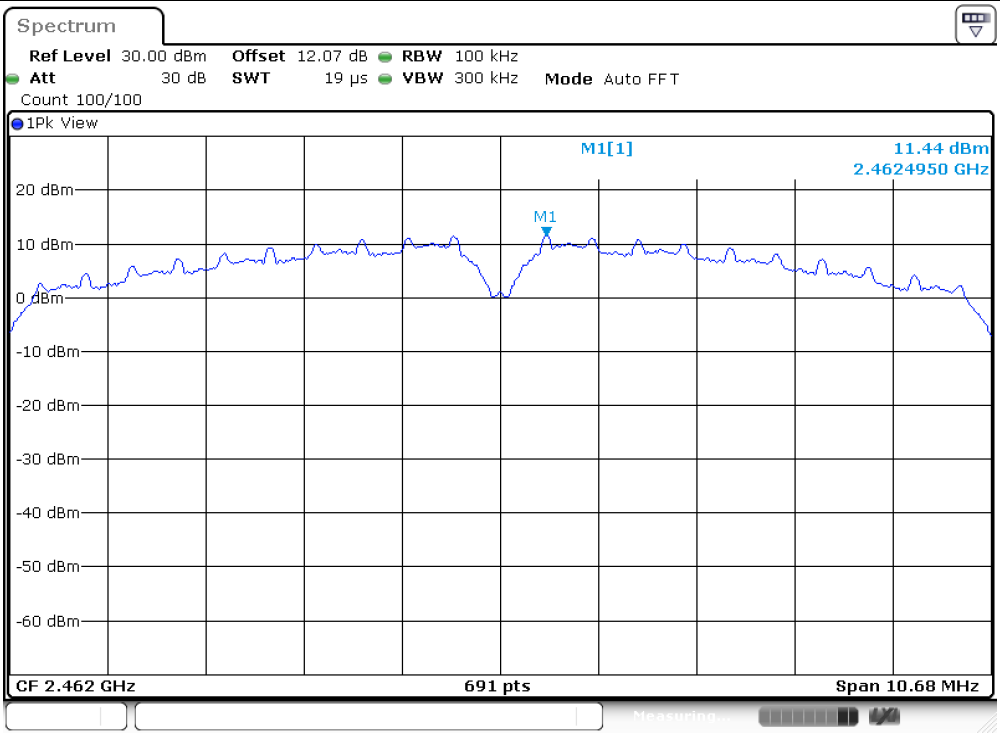

11G_Ant13_2412

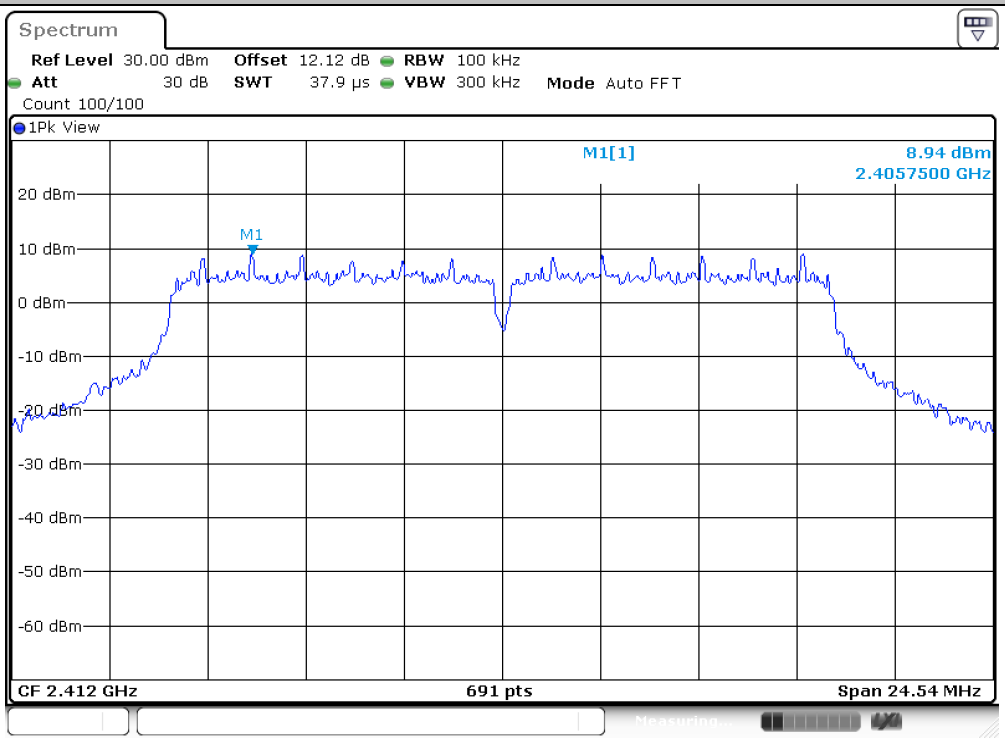

11G_Ant10_2412

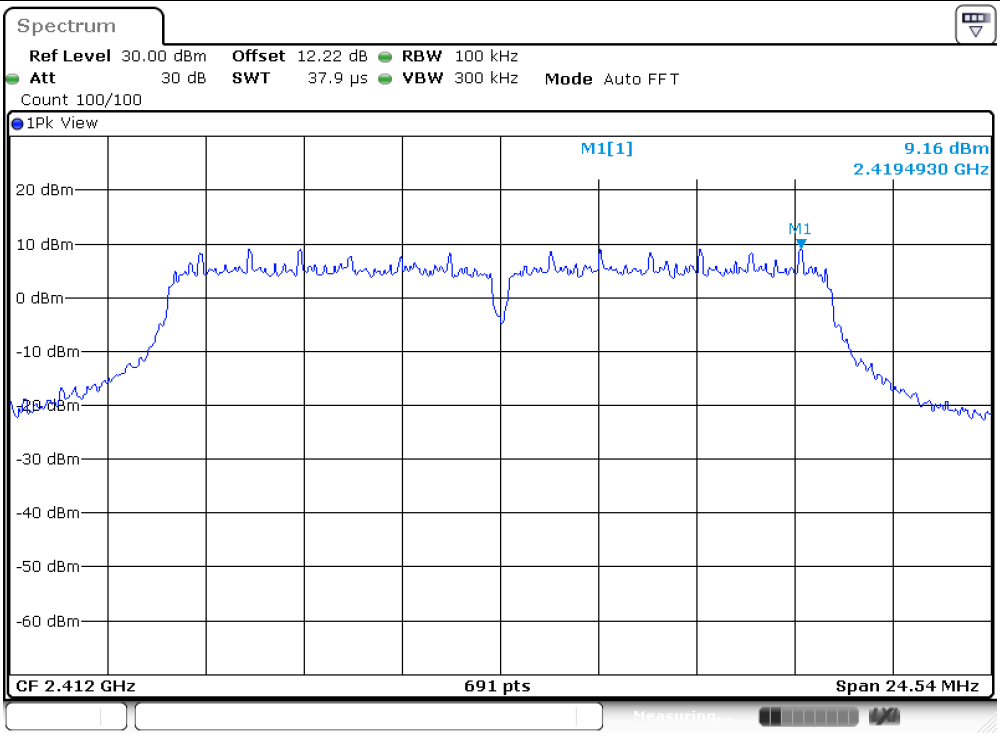

Date: 9.AUG.2024 04:14:00

11G_Ant13_2437

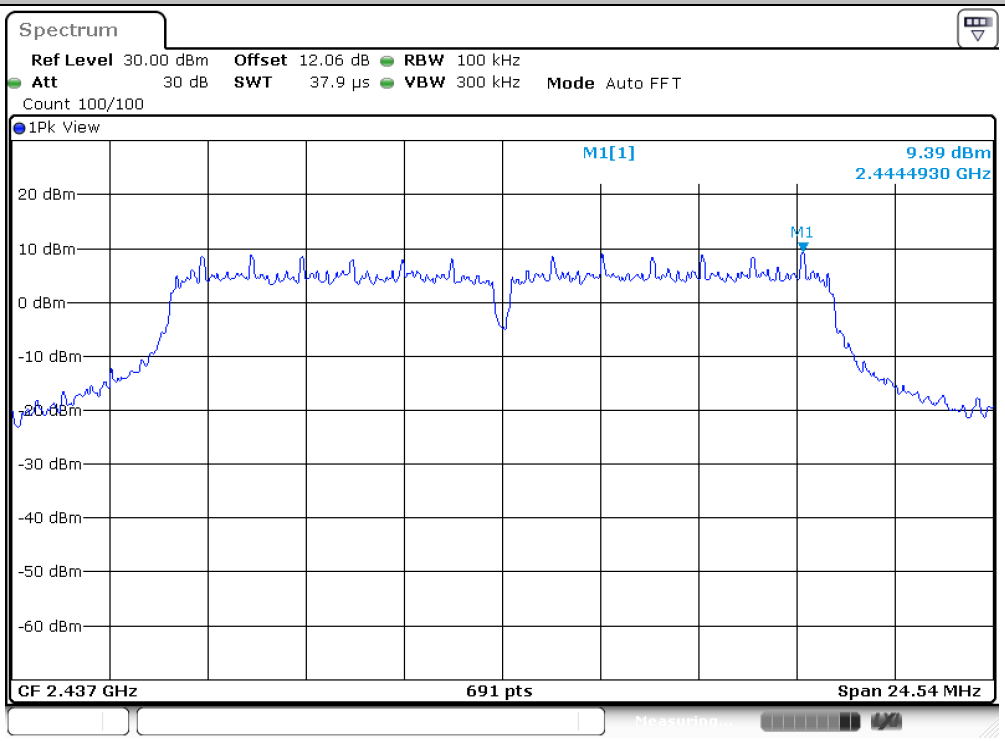

Date: 9.AUG.2024 00:53:23

11G_Ant10_2437

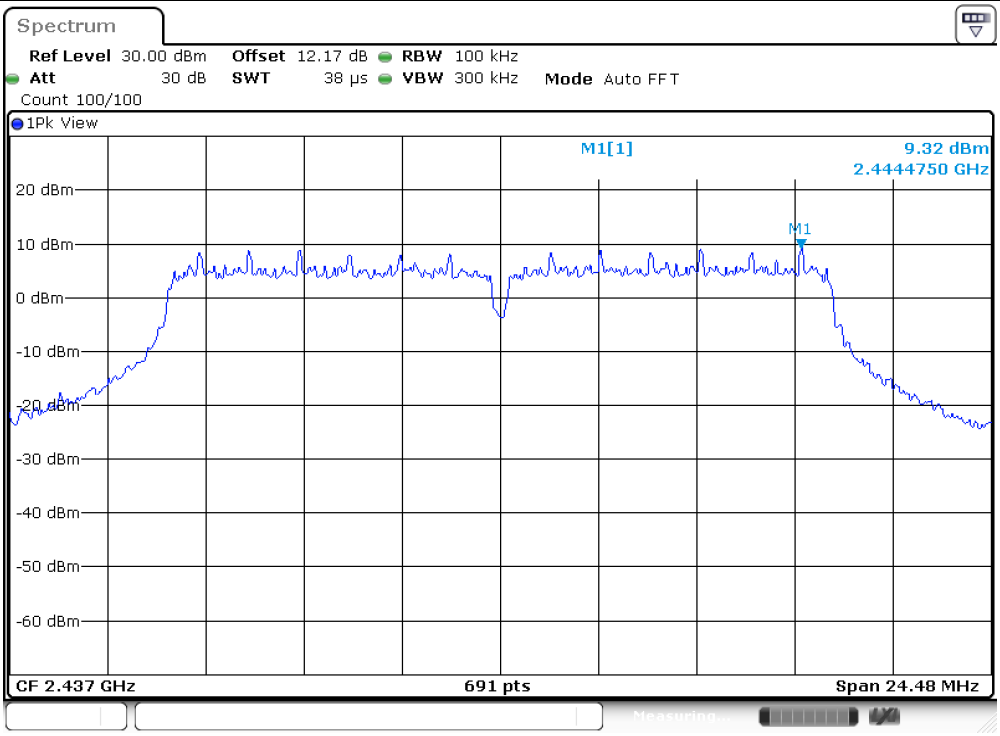

11G_Ant13_2462

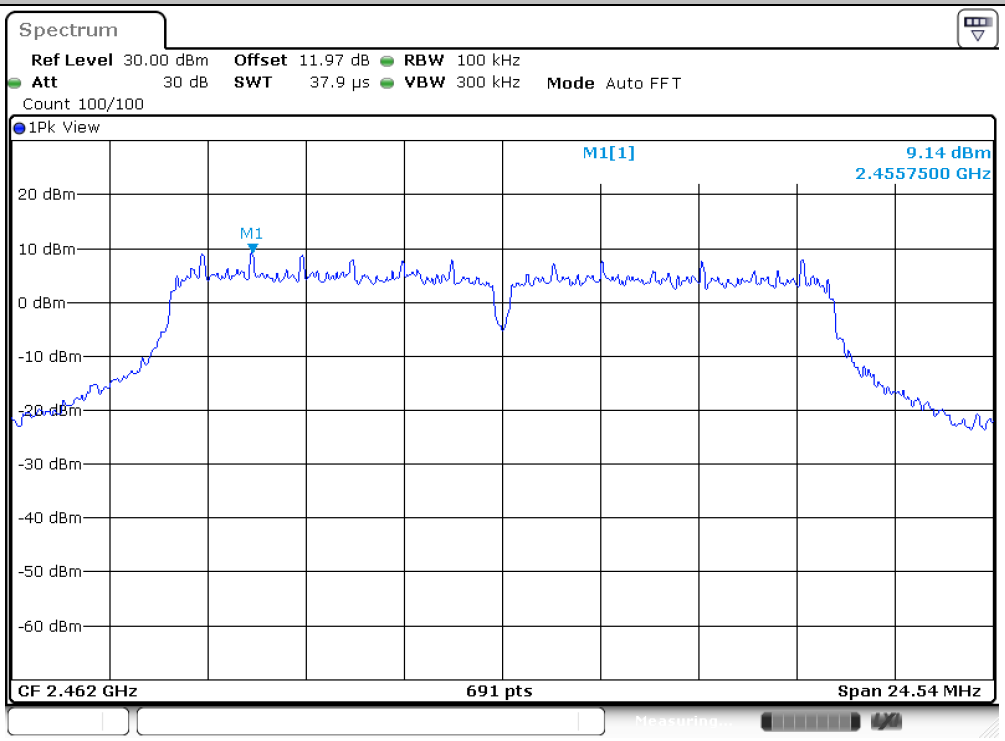

11G_Ant10_2462

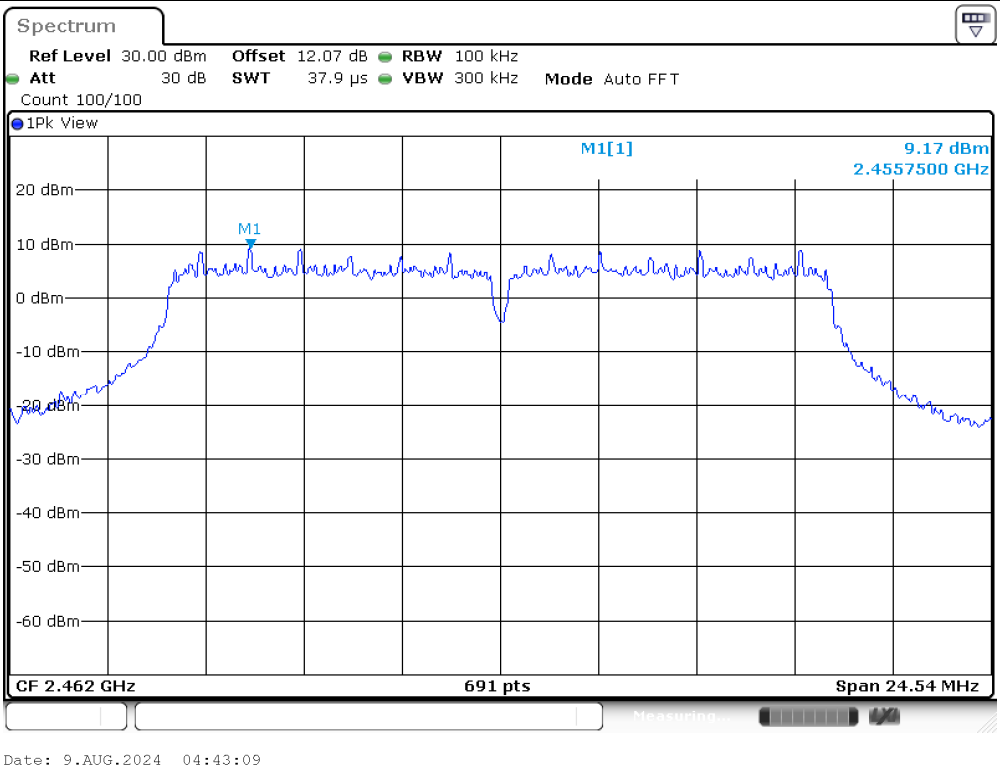

11N20SISO_Ant13_2412

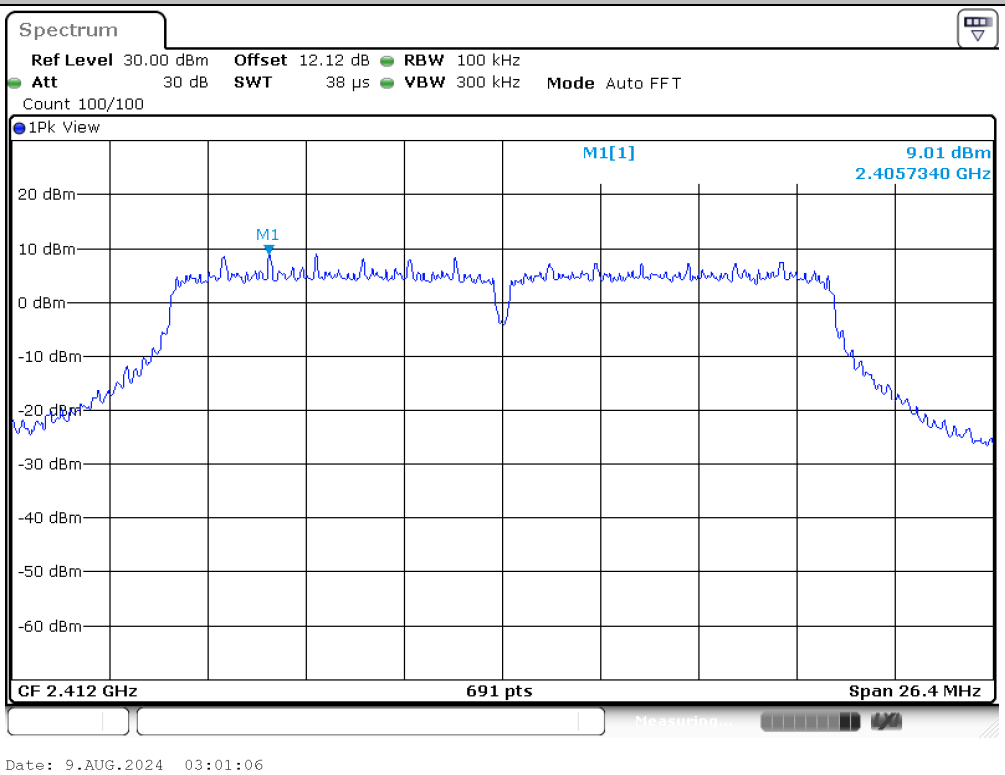

11N20SISO_Ant10_2412

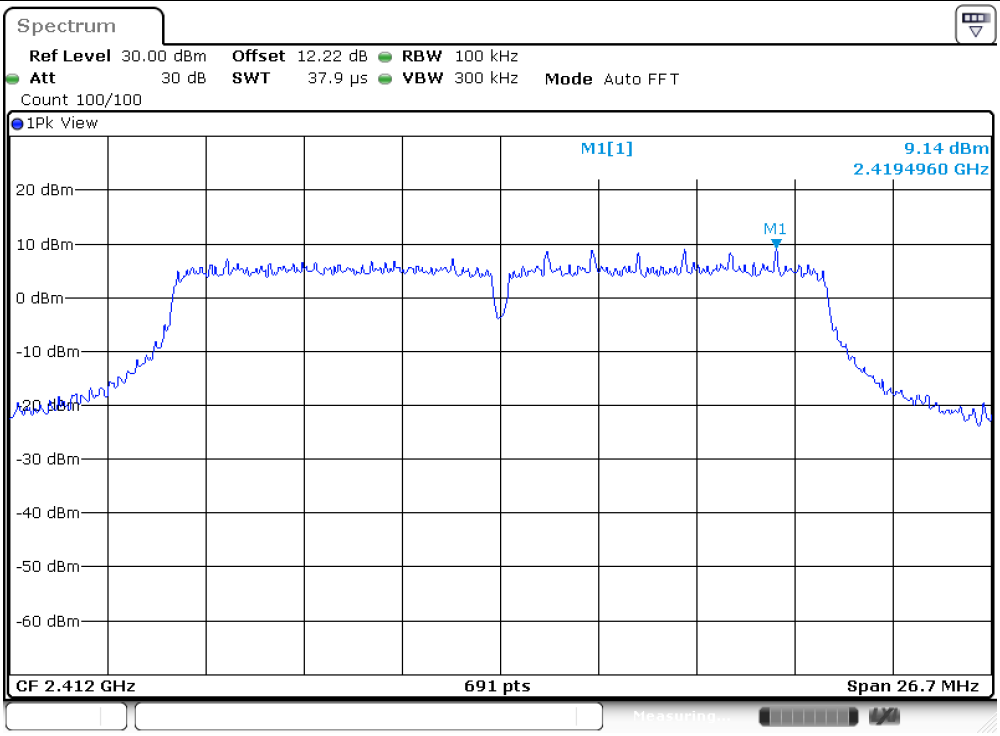

11N20SISO_Ant13_2437

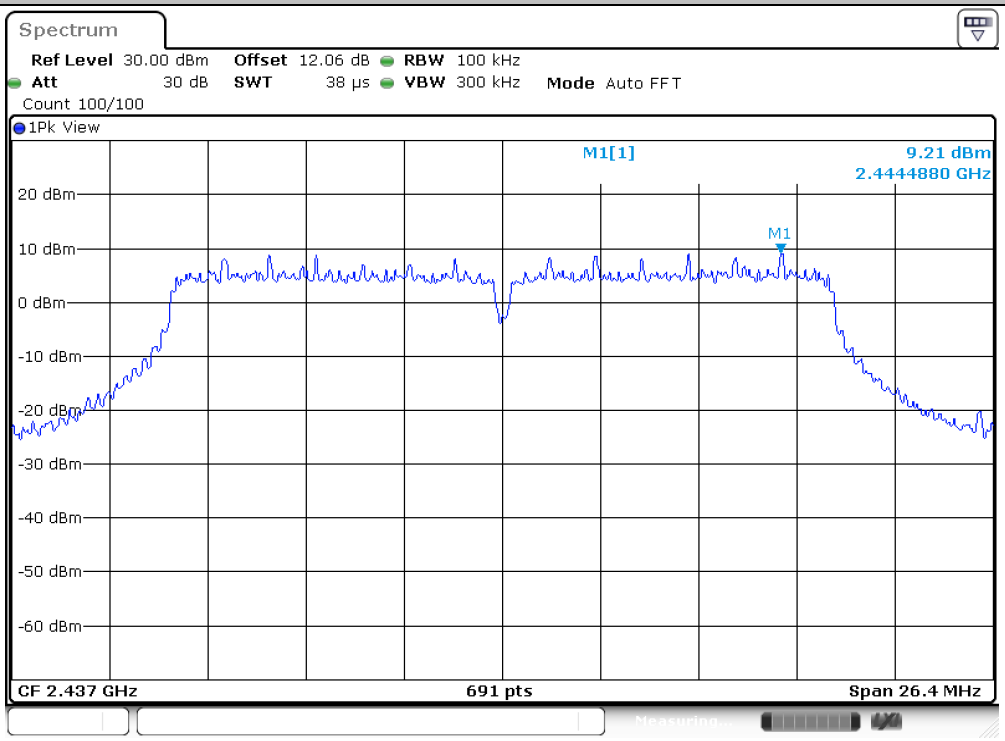

11N20SISO_Ant10_2437

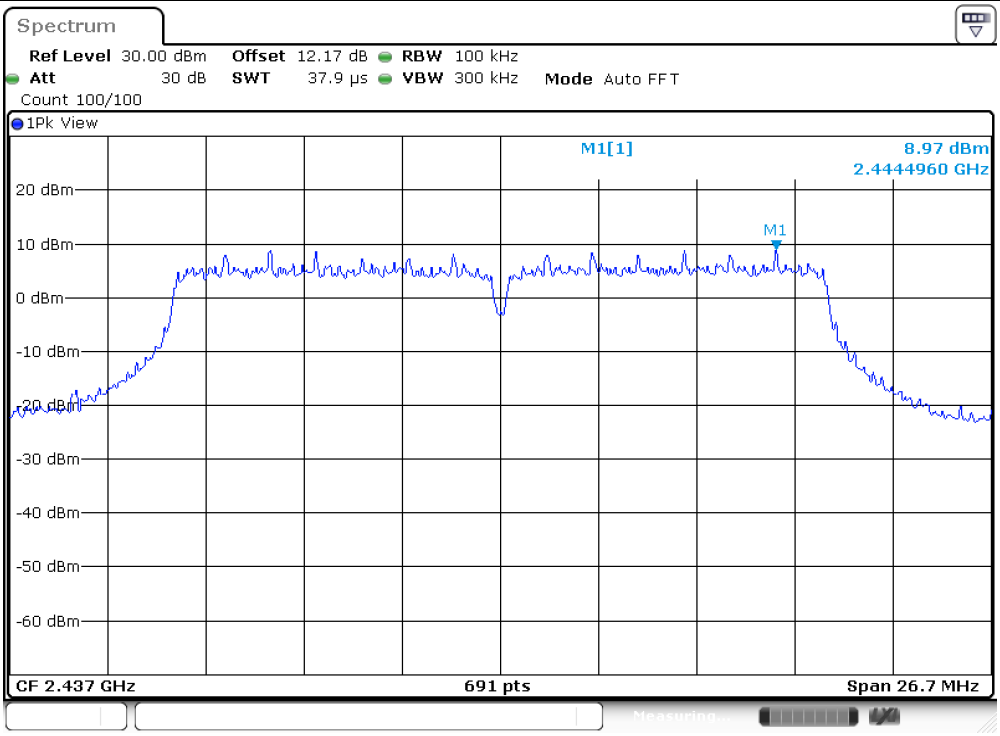

11N20SISO_Ant13_2462

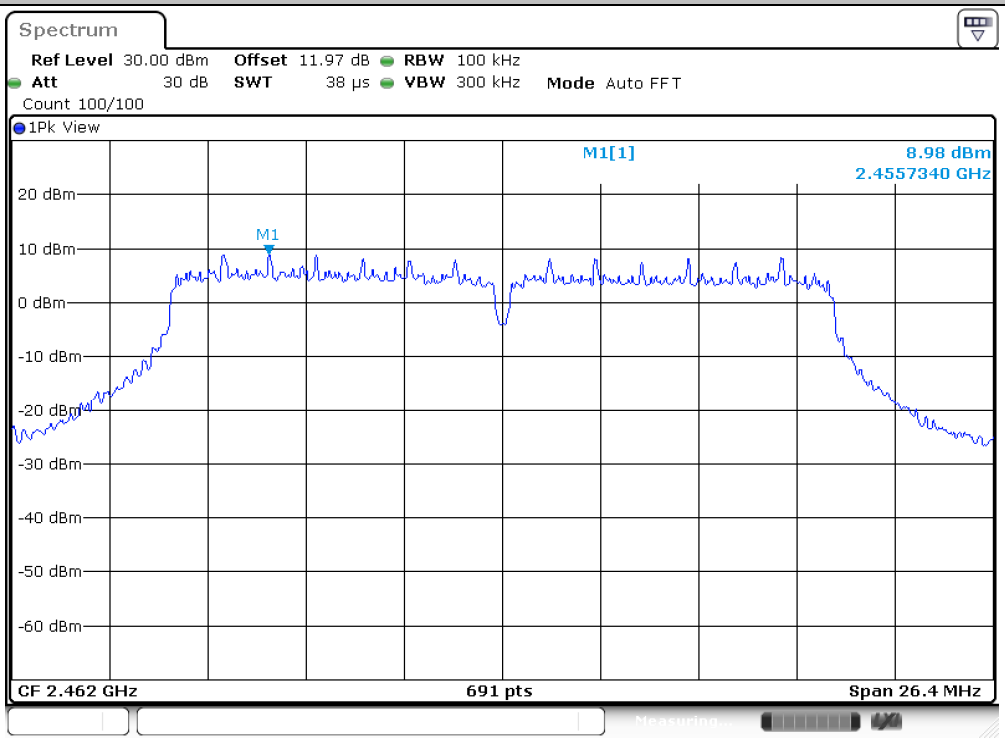

11N20SISO_Ant10_2462

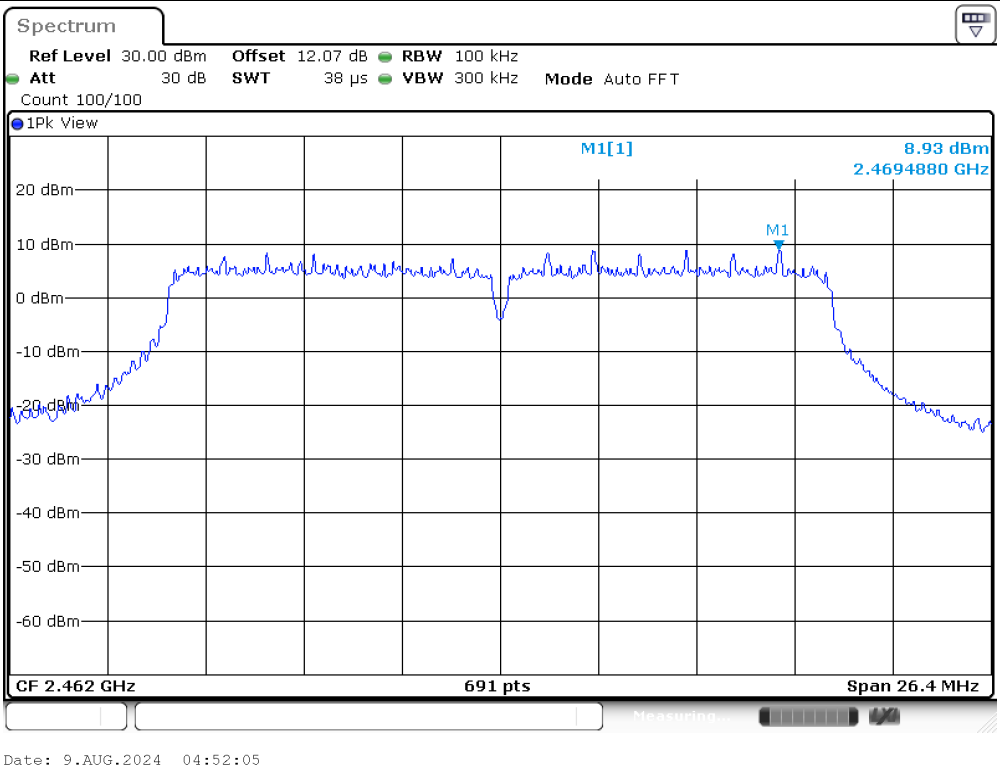

11N40SISO_Ant13_2422

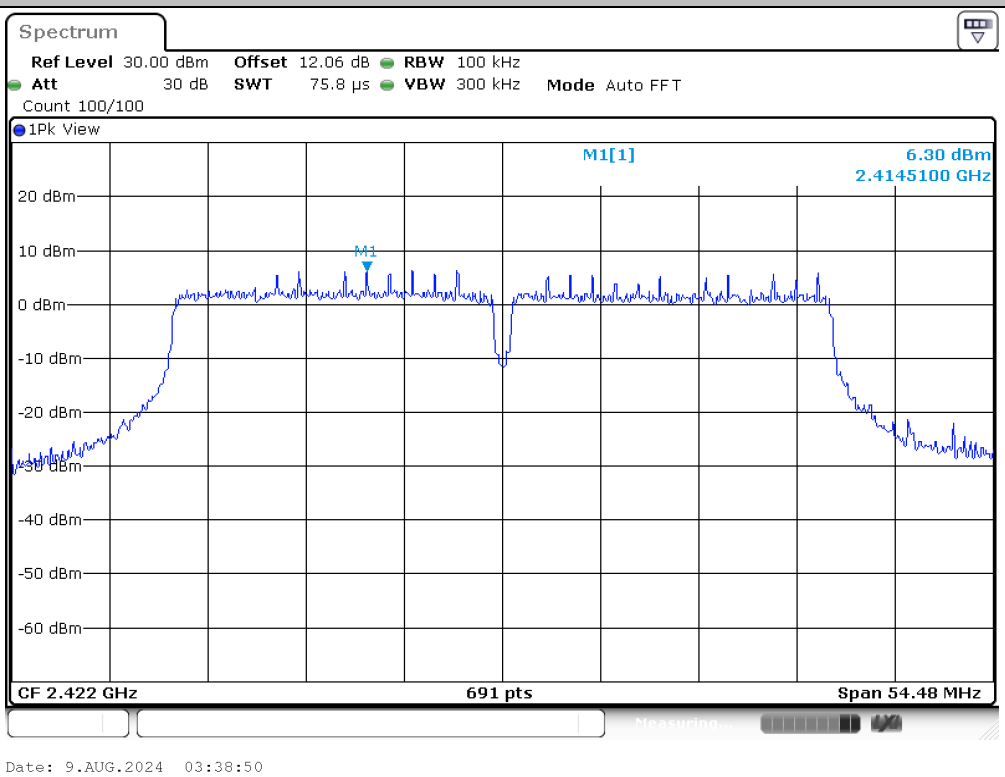

11N40SISO_Ant10_2422

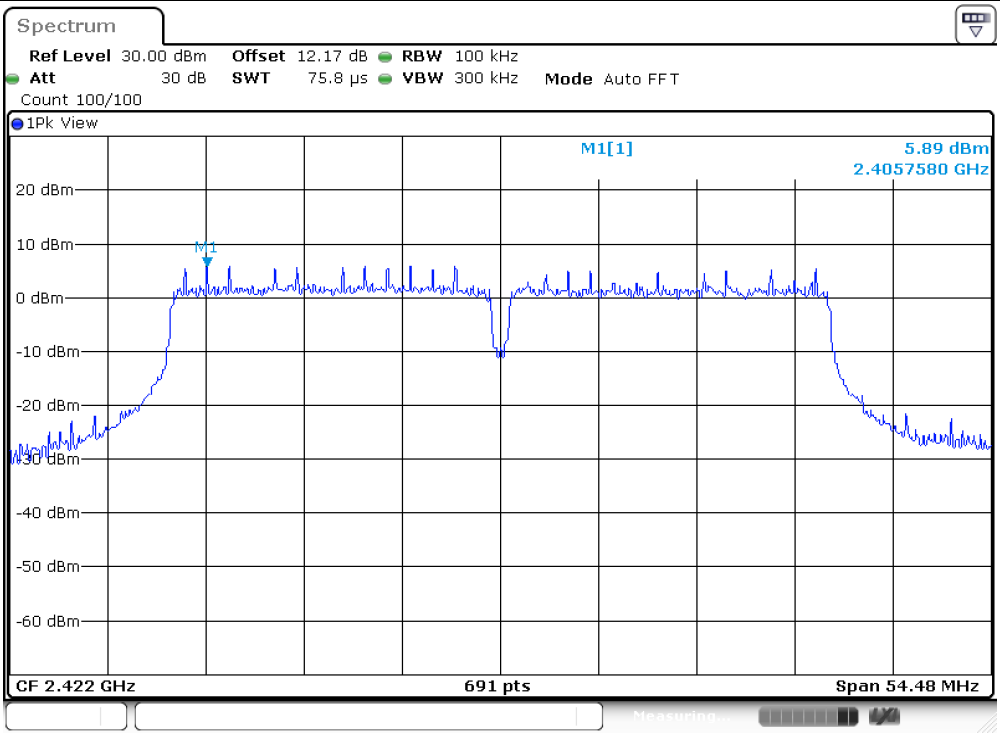

11N40SISO_Ant13_2437

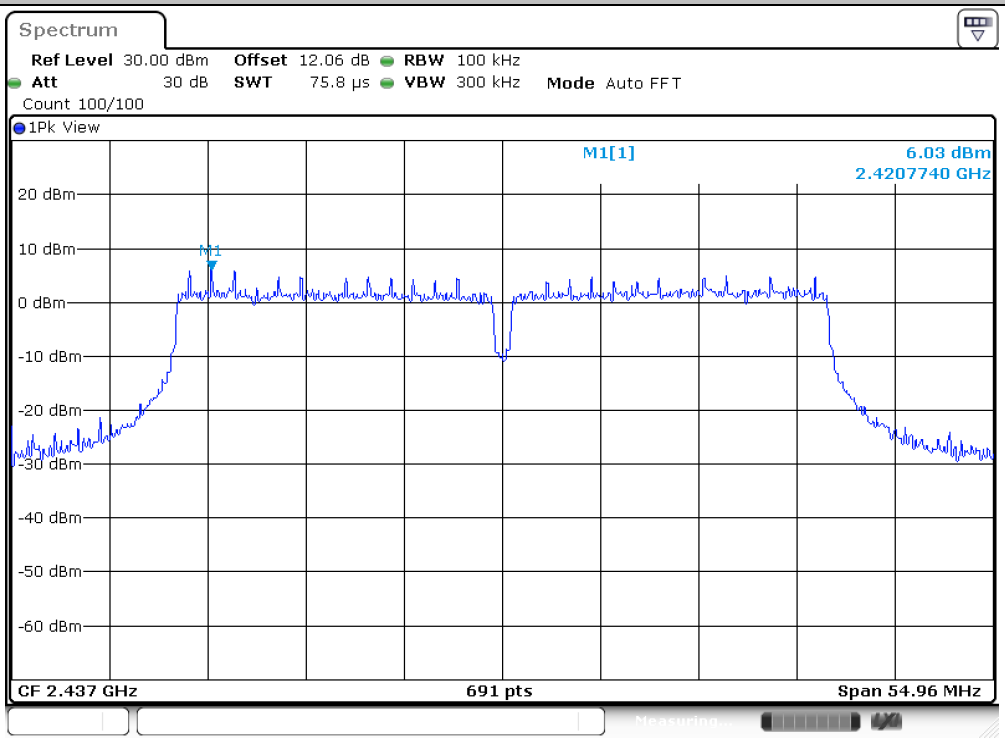

11N40SISO_Ant10_2437

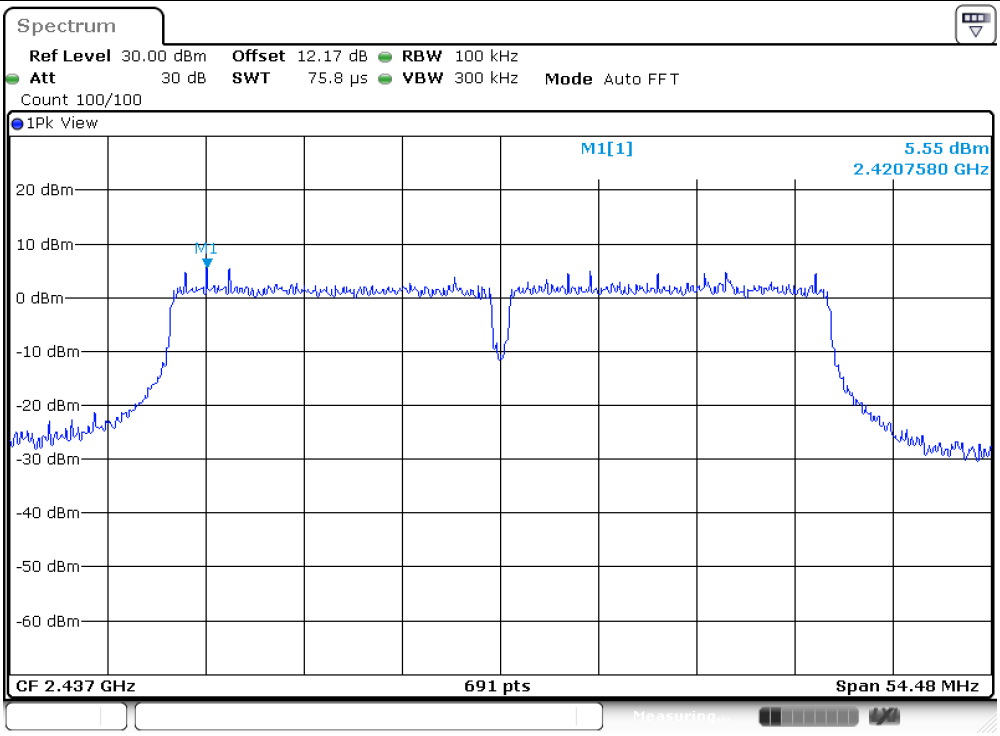

Date: 9.AUG.2024 04:57:44

11N40SISO_Ant13_2452

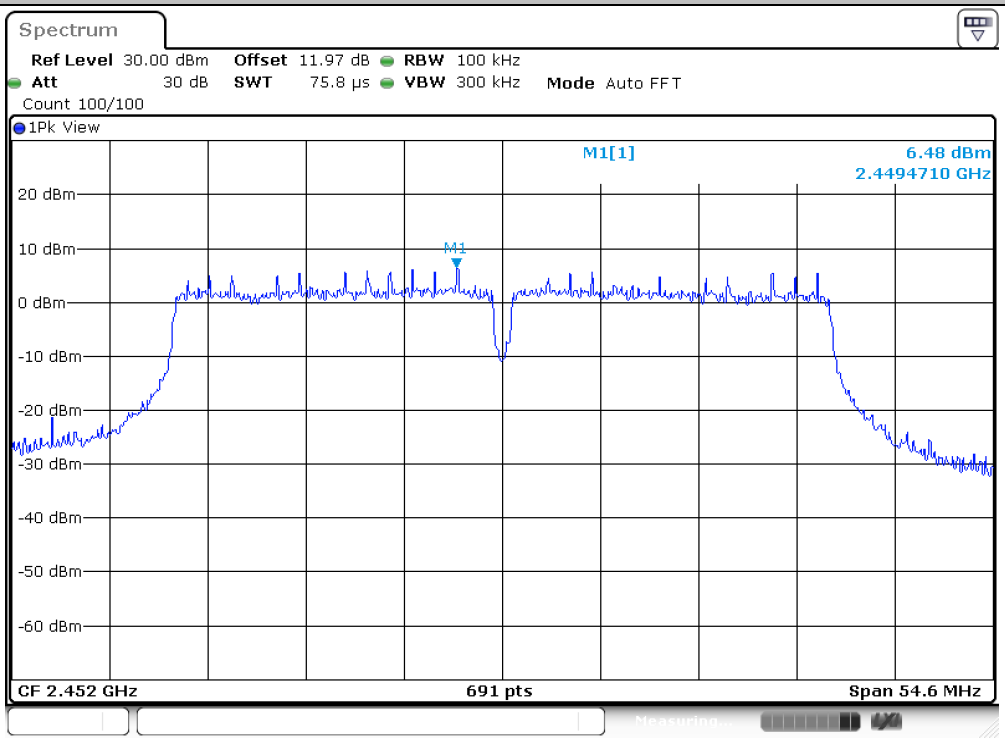

Date: 9.AUG.2024 03:43:21

11N40SISO_Ant10_2452

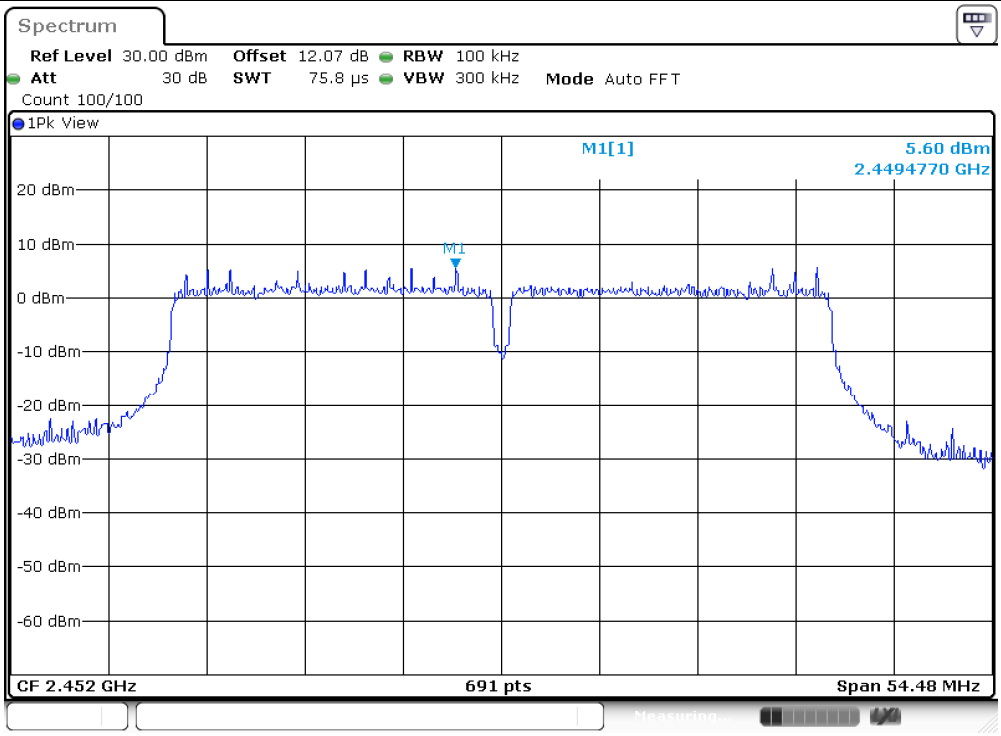

11AX20SISO_Ant13_2412

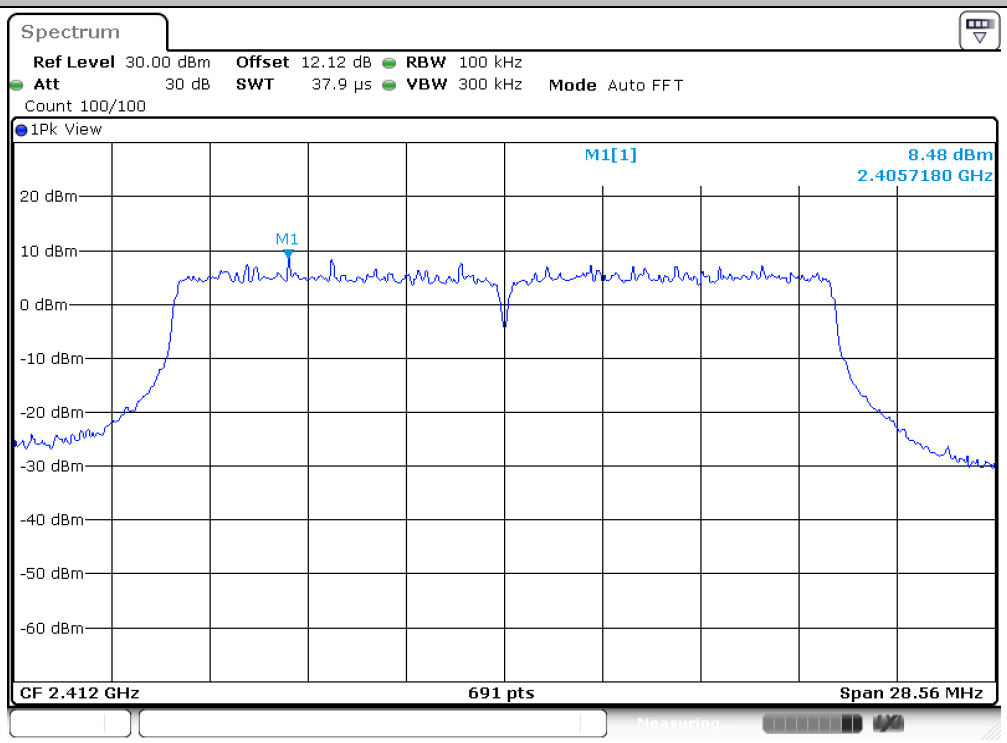

11AX20SISO_Ant10_2412

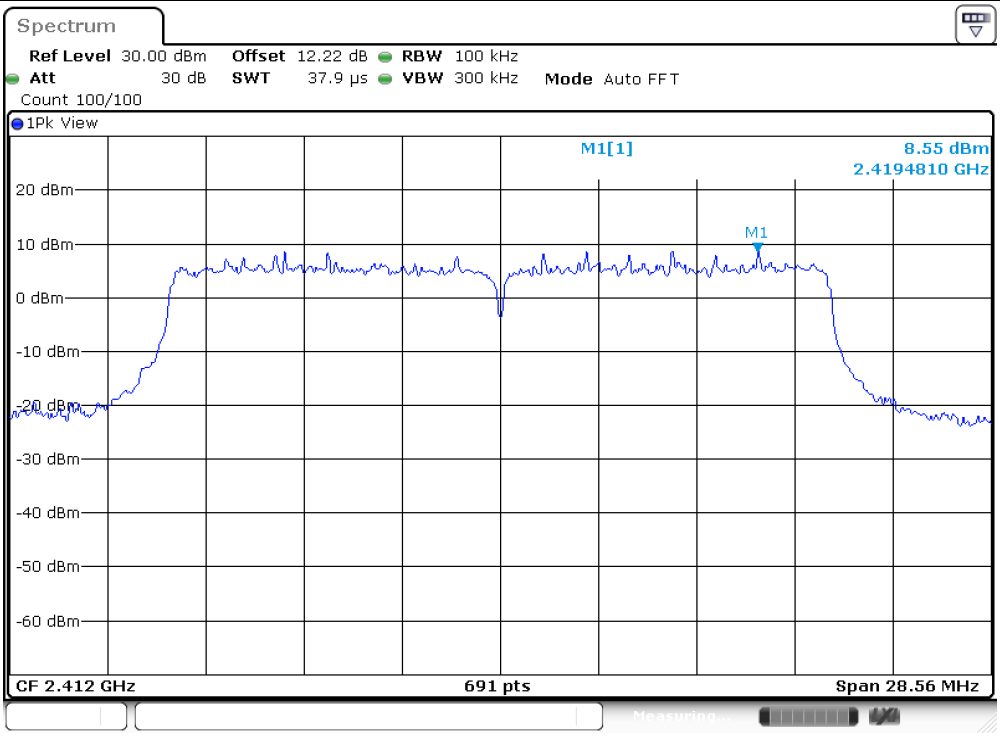

11AX20SISO_Ant13_2437

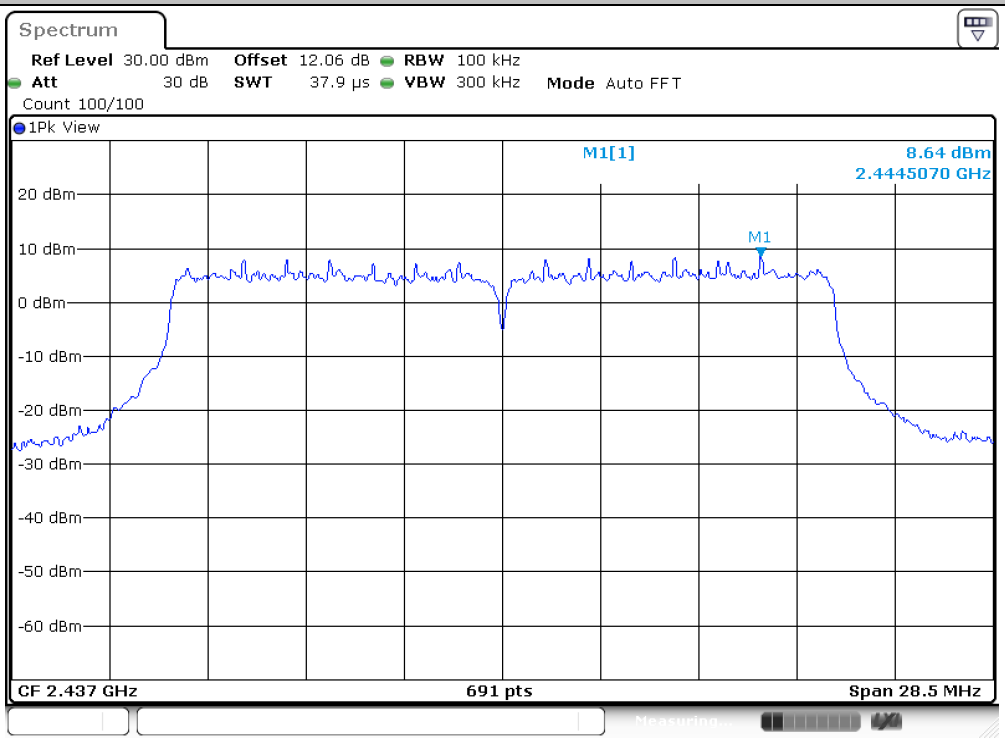

11AX20SISO_Ant10_2437

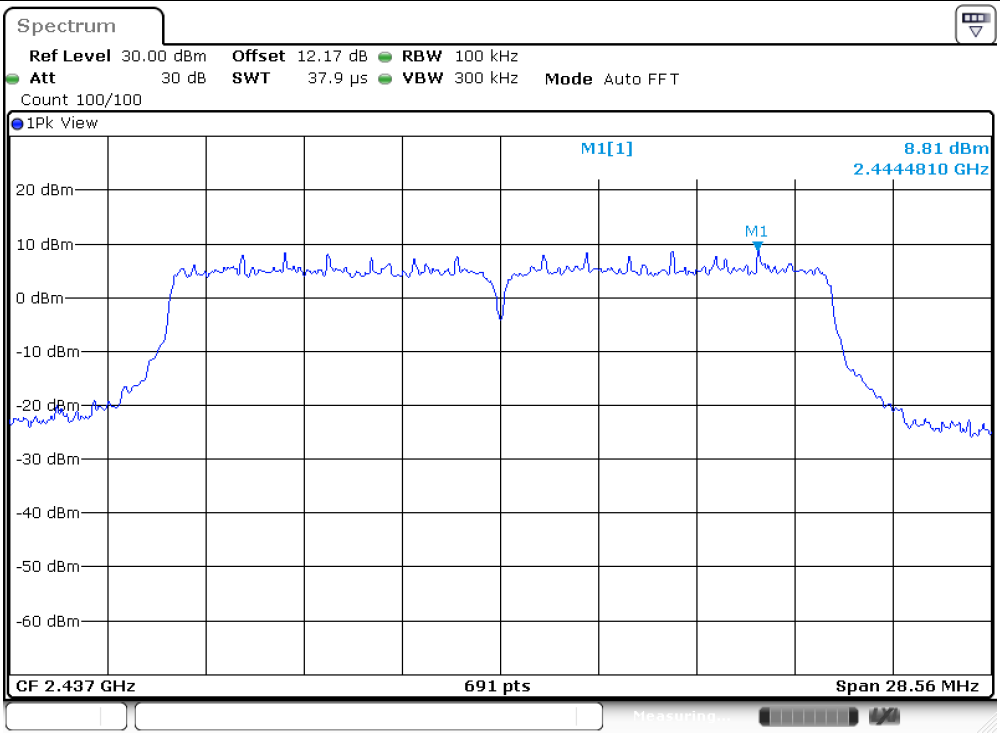

Date: 9.AUG.2024 05:18:01

11AX20SISO_Ant13_2462

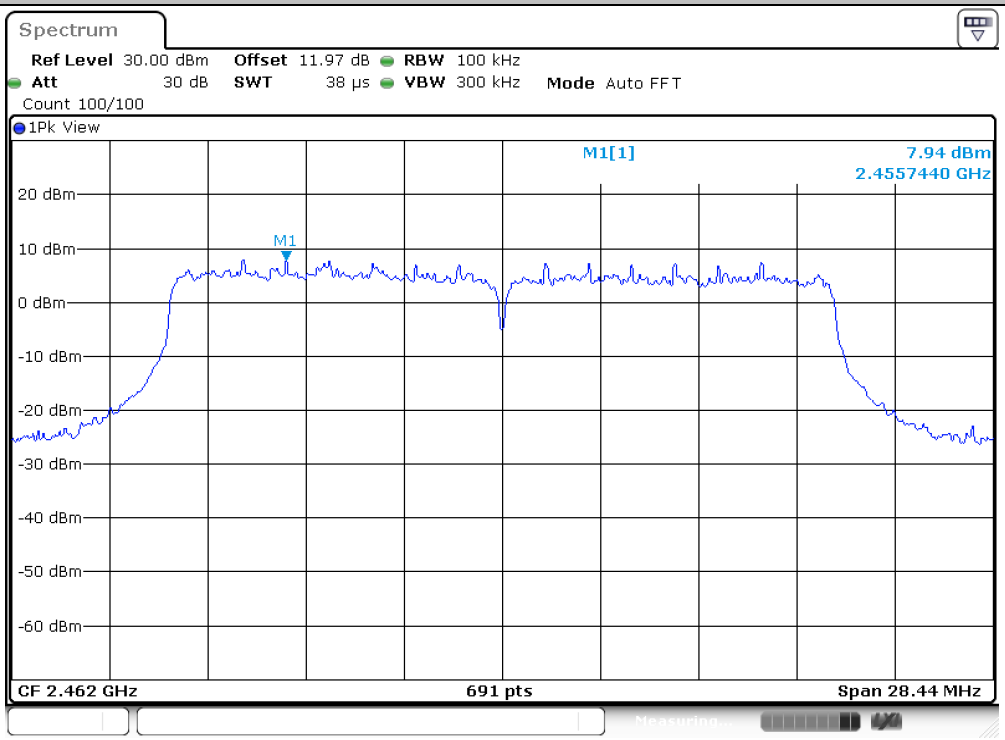

Date: 9.AUG.2024 03:53:17

11AX20SISO_Ant10_2462

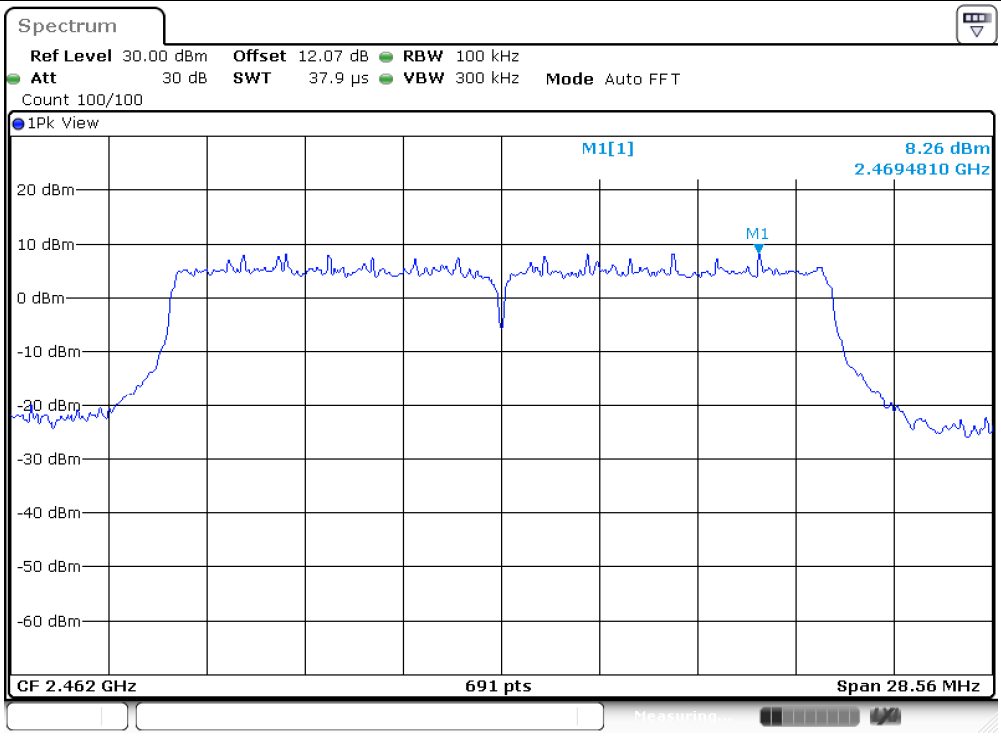

11AX40SISO_Ant13_2422

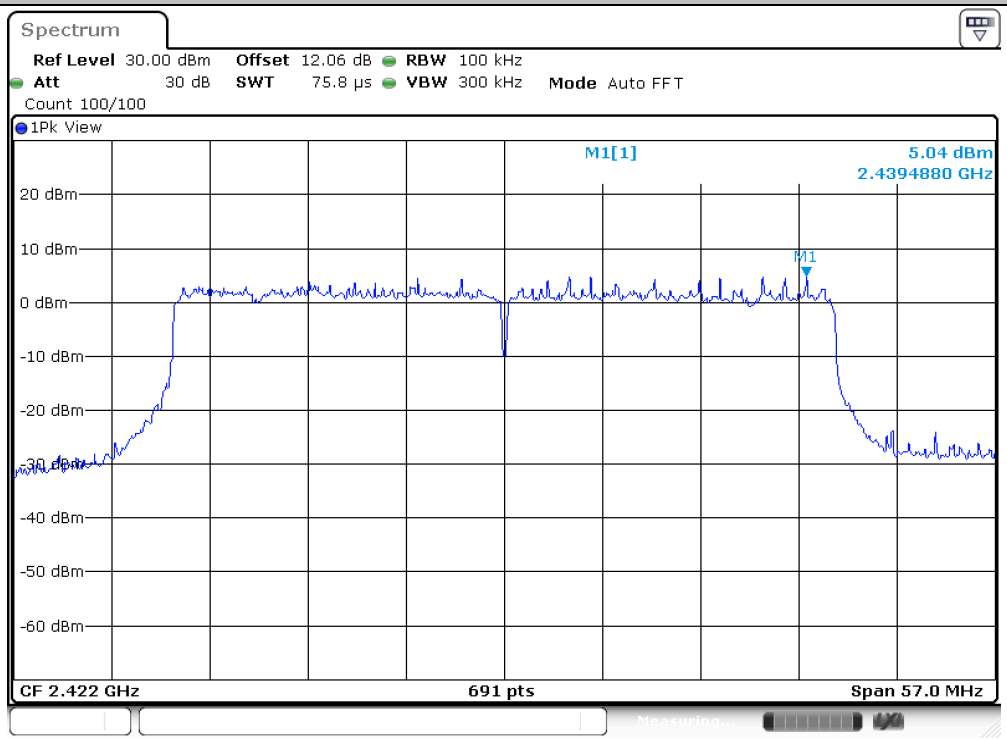

11AX40SISO_Ant10_2422

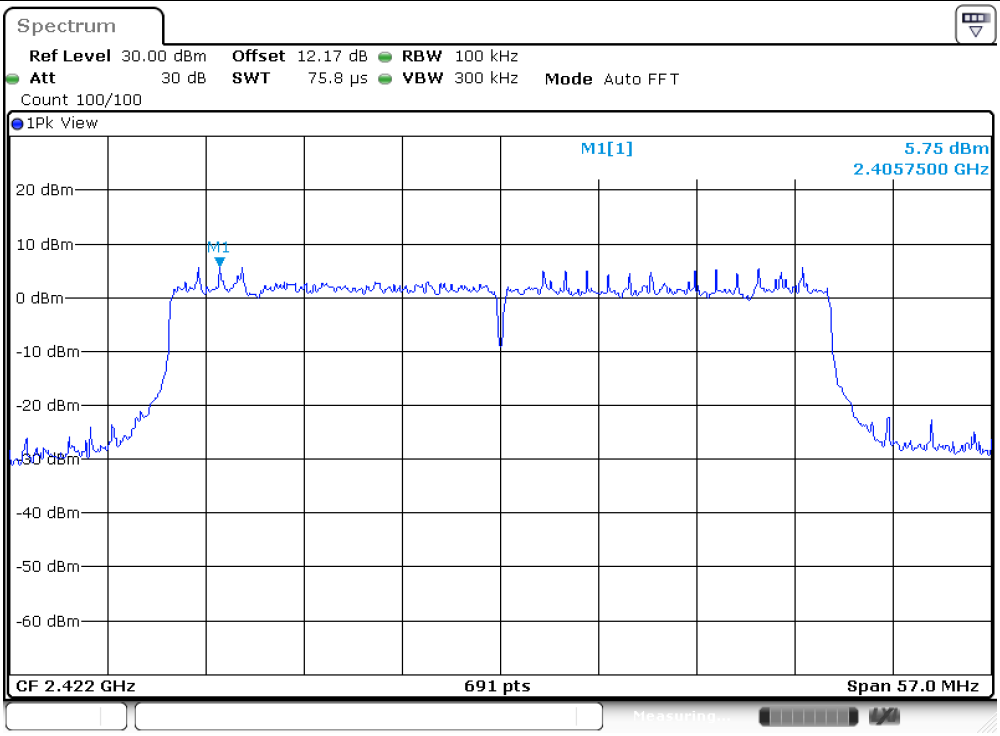

11AX40SISO_Ant13_2437

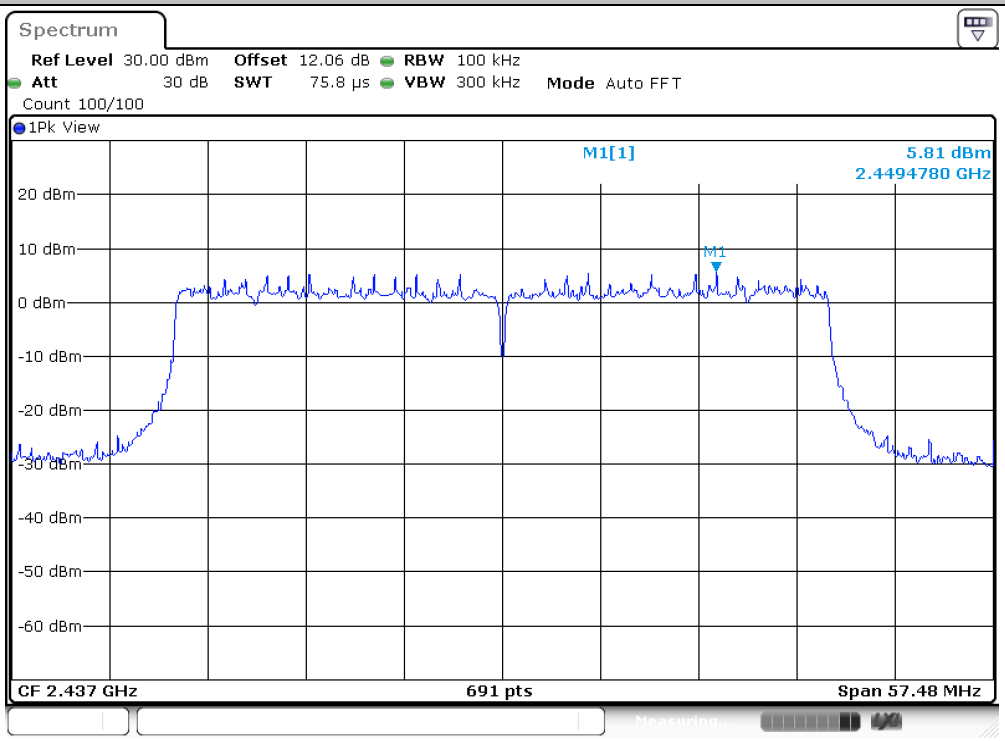

11AX40SISO_Ant10_2437

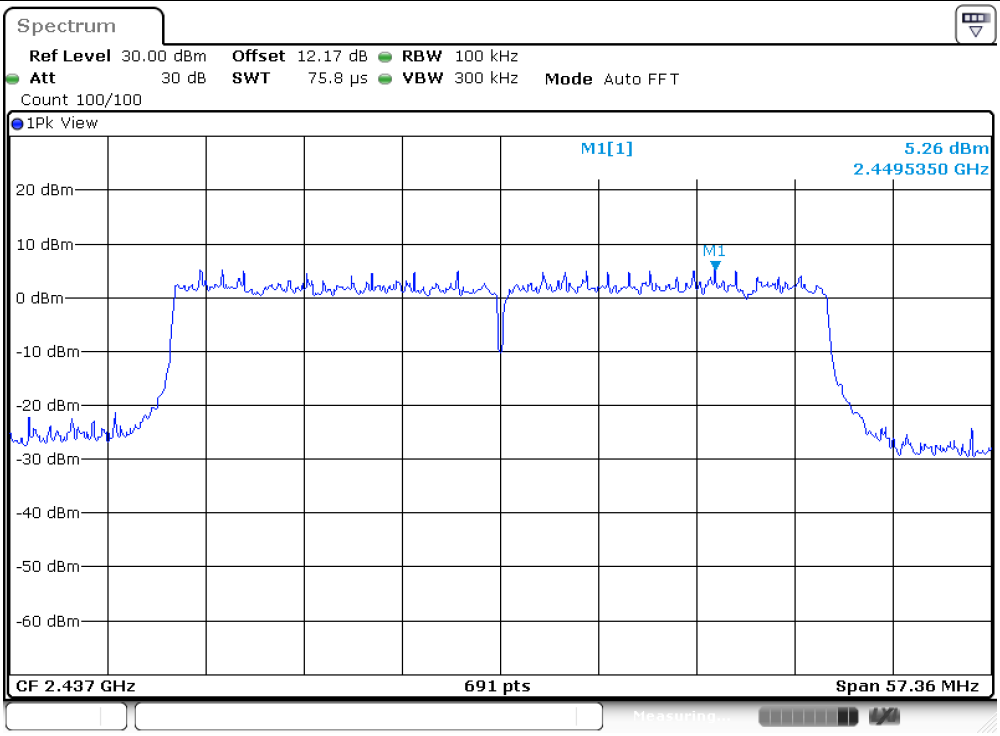

11AX40SISO_Ant13_2452

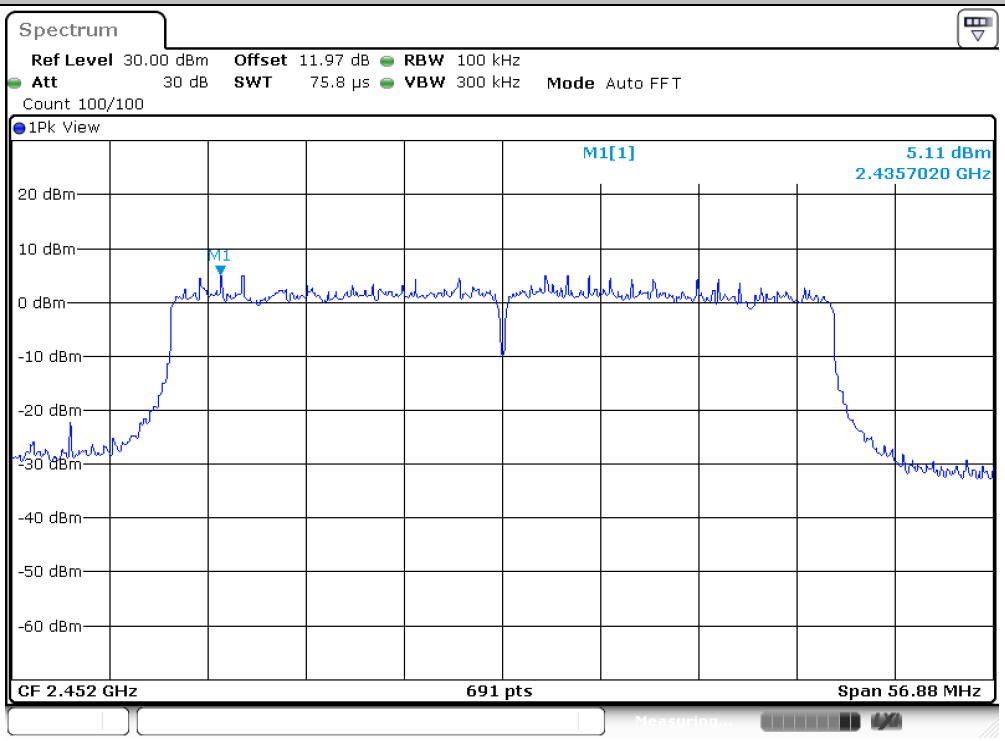

11AX40SISO_Ant10_2452

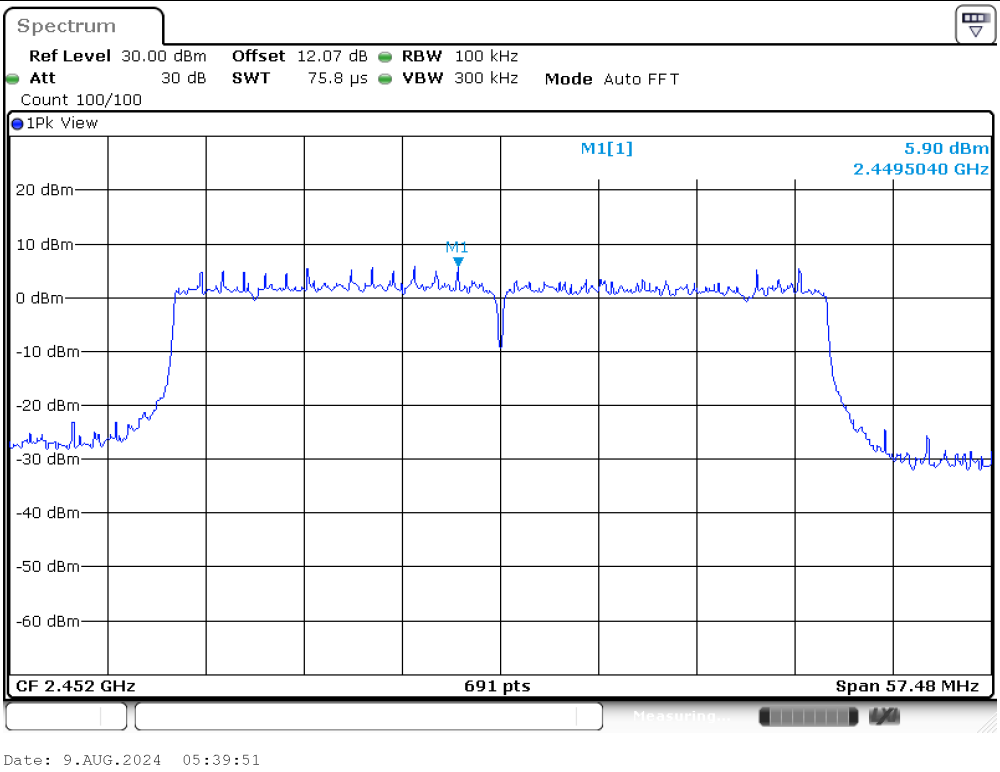

Band edge measurements

Test Result

TestMode	Antenna	ChName	Freq(MHz)	RefLevel[dBm/100KHz]	Result[dBm/100KHz]	Limit[dBm/100KHz]	Verdict
11B	Ant13	Low	2412	11.53	-29.59	≤-8.47	PASS
	Ant10	Low	2412	12.89	-40.42	≤-7.11	PASS
	Ant13	High	2462	12.15	-43.64	≤-7.85	PASS
	Ant10	High	2462	11.44	-43.19	≤-8.56	PASS
11G	Ant13	Low	2412	8.94	-21.87	≤-11.06	PASS
	Ant10	Low	2412	9.16	-19.74	≤-10.84	PASS
	Ant13	High	2462	9.14	-27.79	≤-10.86	PASS
	Ant10	High	2462	9.17	-32.41	≤-10.83	PASS
11N20SISO	Ant13	Low	2412	9.01	-20.75	≤-10.99	PASS
	Ant10	Low	2412	9.14	-20.12	≤-10.86	PASS
	Ant13	High	2462	8.98	-30.6	≤-11.02	PASS
	Ant10	High	2462	8.93	-30.06	≤-11.07	PASS
11N40SISO	Ant13	Low	2422	6.30	-23.86	≤-13.7	PASS
	Ant10	Low	2422	5.89	-25.1	≤-14.11	PASS
	Ant13	High	2452	6.48	-26.82	≤-13.52	PASS
	Ant10	High	2452	5.60	-25.03	≤-14.4	PASS
11AX20SISO	Ant13	Low	2412	8.48	-22.49	≤-11.52	PASS
	Ant10	Low	2412	8.55	-20.82	≤-11.45	PASS
	Ant13	High	2462	7.94	-28.34	≤-12.06	PASS
	Ant10	High	2462	8.26	-28.87	≤-11.74	PASS
11AX40SISO	Ant13	Low	2422	5.04	-26.06	≤-14.96	PASS
	Ant10	Low	2422	5.75	-26.26	≤-14.25	PASS
	Ant13	High	2452	5.11	-31.93	≤-14.89	PASS
	Ant10	High	2452	5.90	-29.85	≤-14.1	PASS

Test Graphs

11B_Ant13_Low_2412

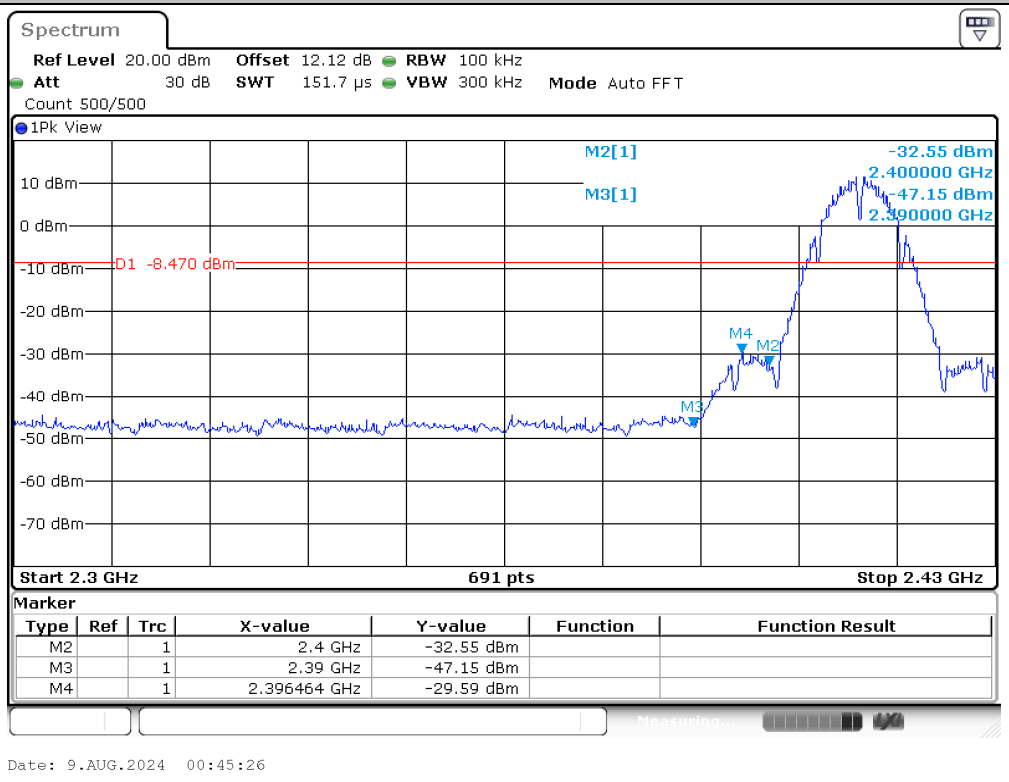

11B_Ant10_Low_2412

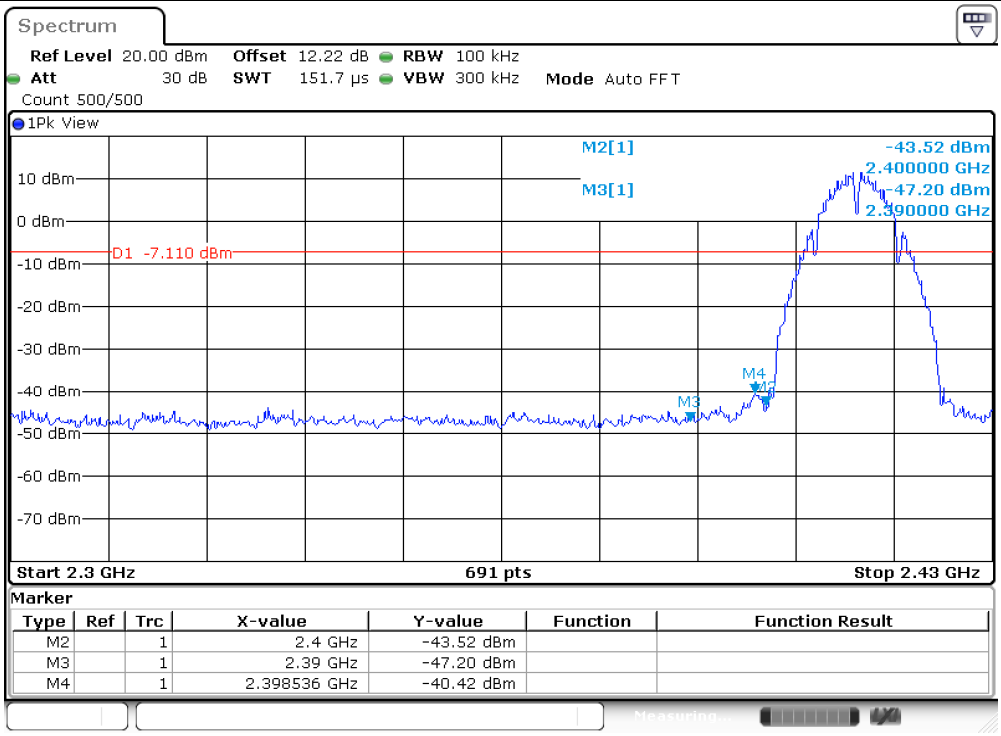

Date: 9.AUG.2024 04:05:05

11B_Ant13_High_2462

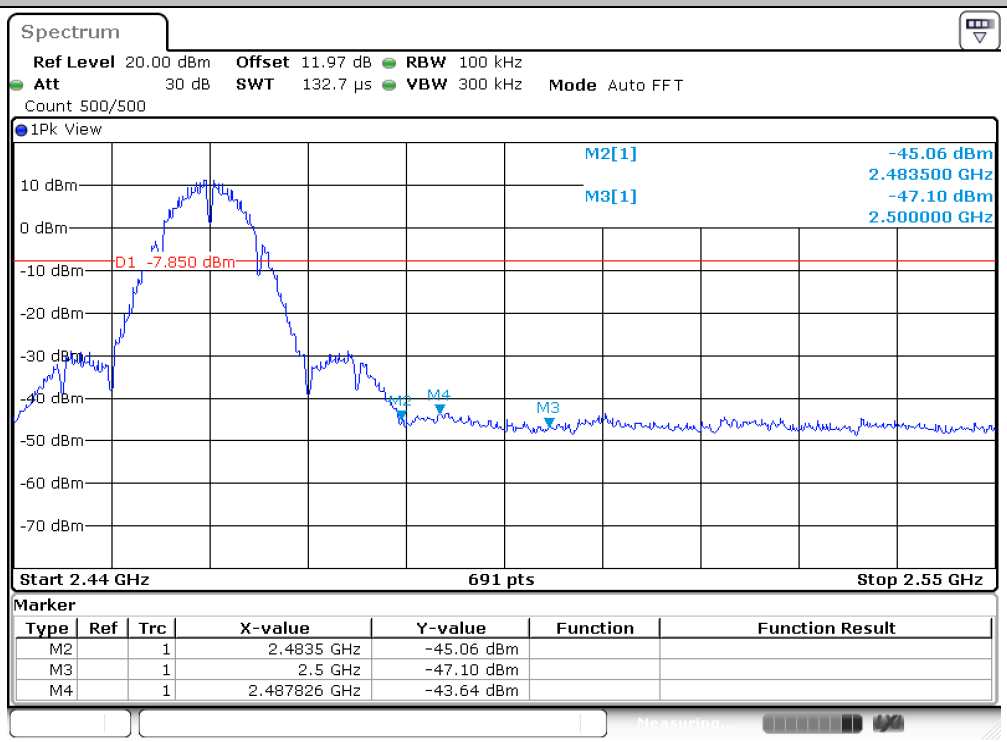

Date: 9.AUG.2024 00:49:28

11B_Ant10_High_2462

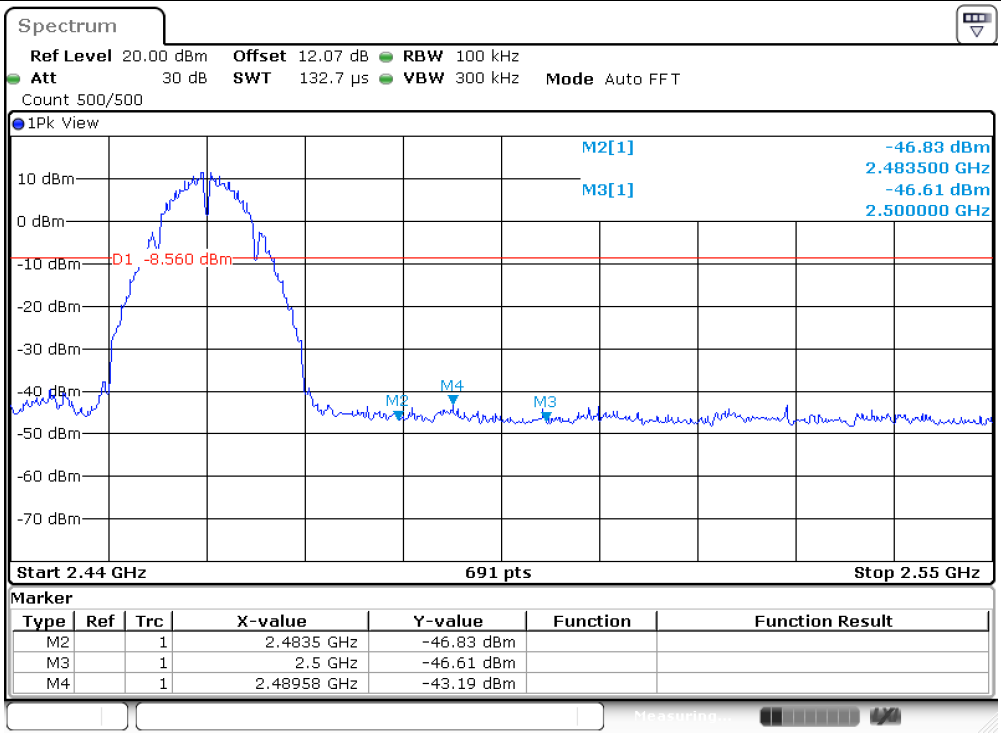

11G_Ant13_Low_2412

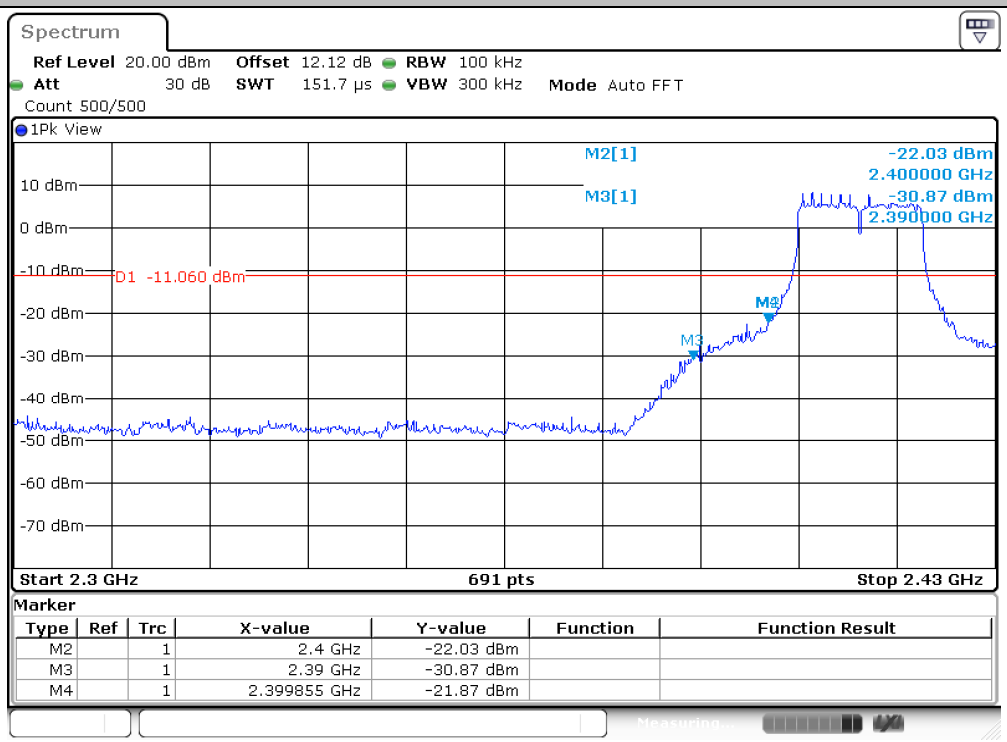

11G_Ant10_Low_2412

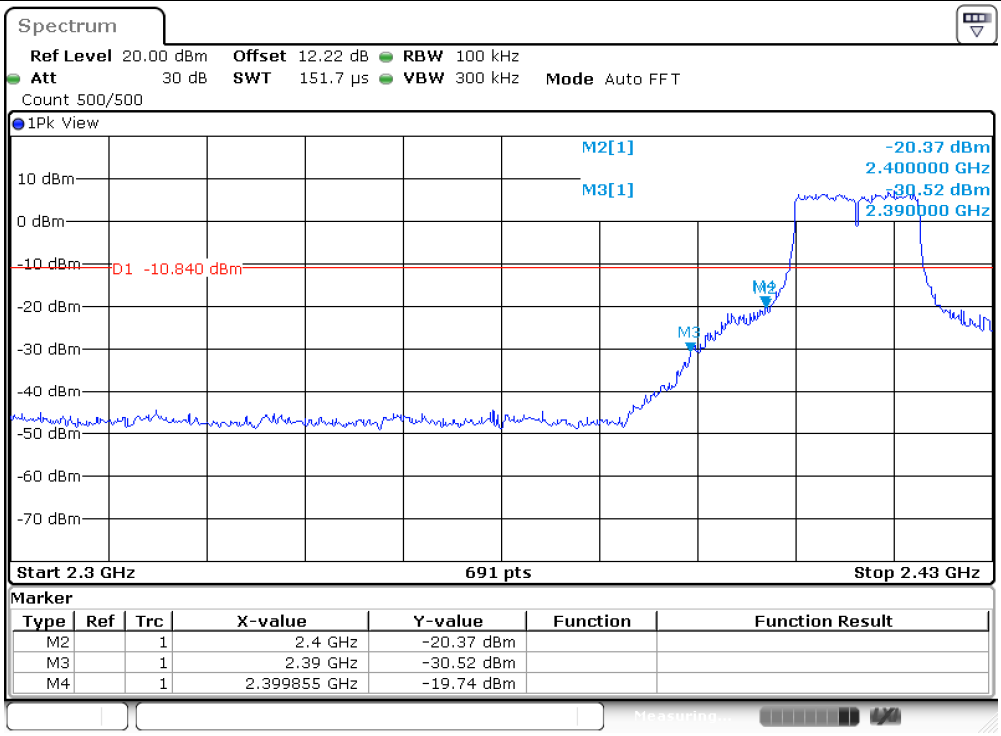

Date: 9.AUG.2024 04:14:14

11G_Ant13_High_2462

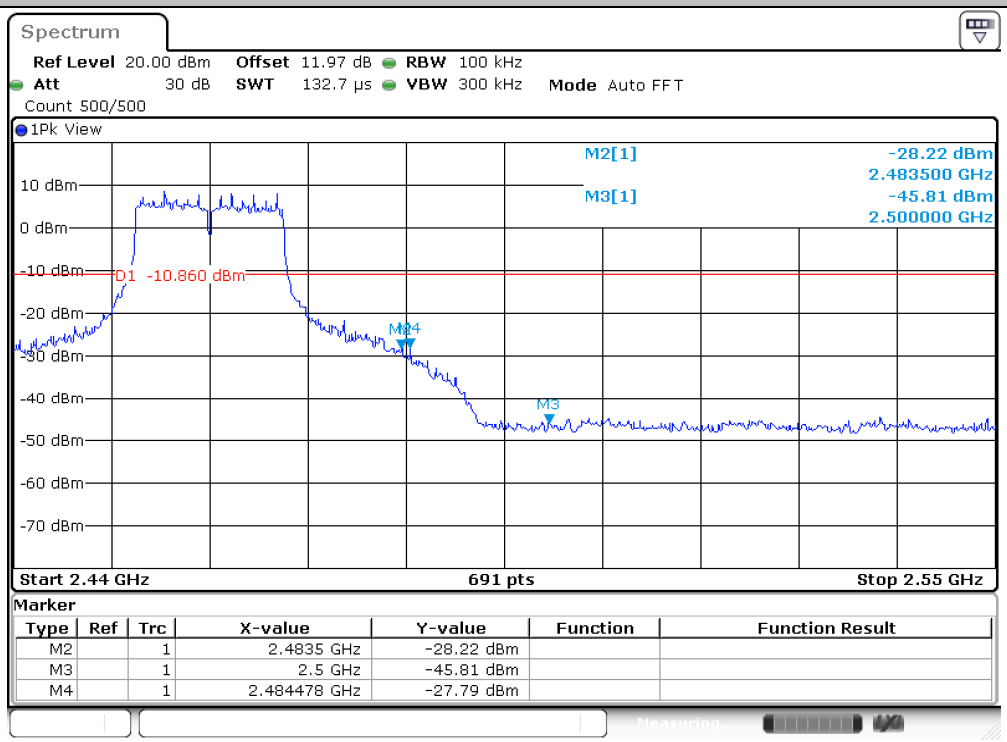

Date: 9.AUG.2024 01:04:44

11G_Ant10_High_2462

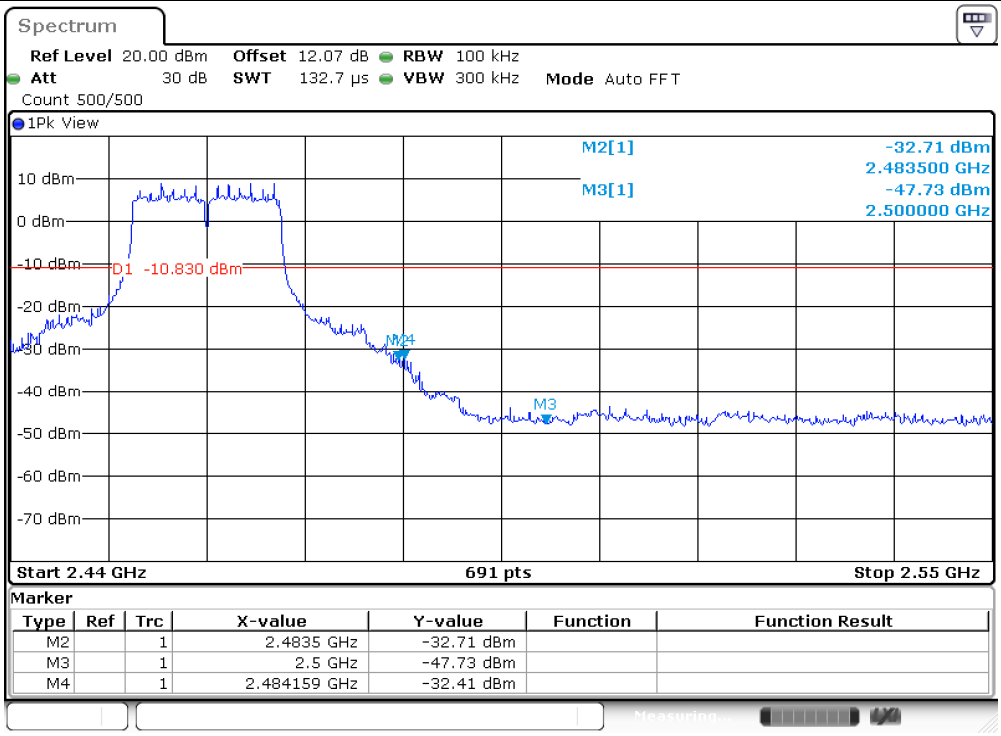

Date: 9.AUG.2024 04:43:22

11N20SISO_Ant13_Low_2412

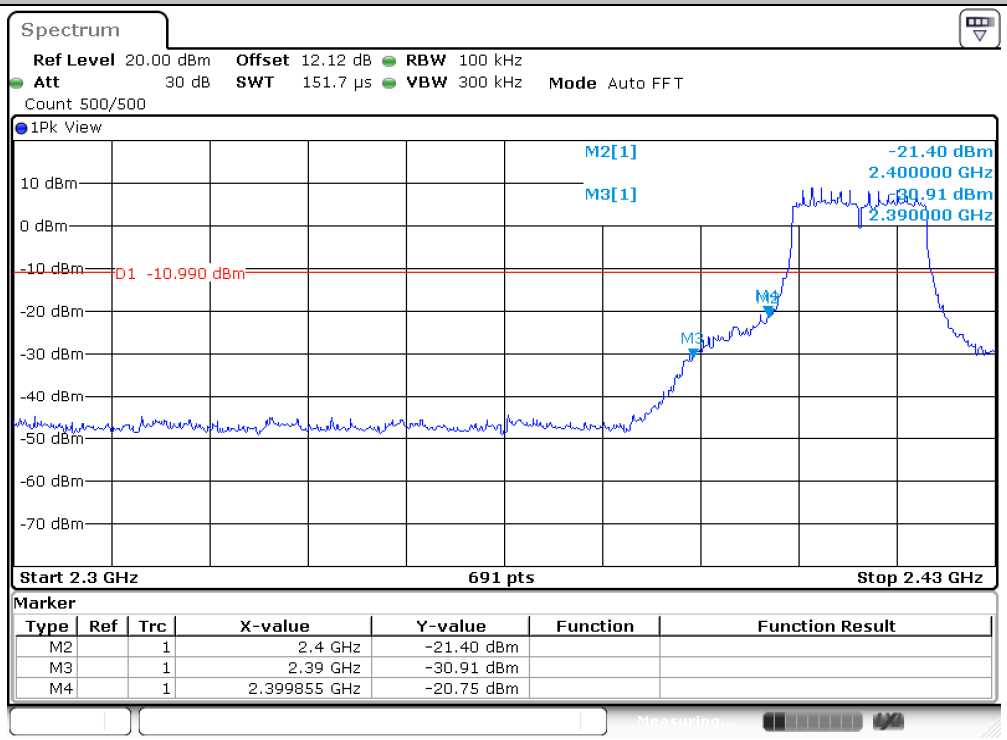

Date: 9.AUG.2024 03:01:20

11N20SISO_Ant10_Low_2412

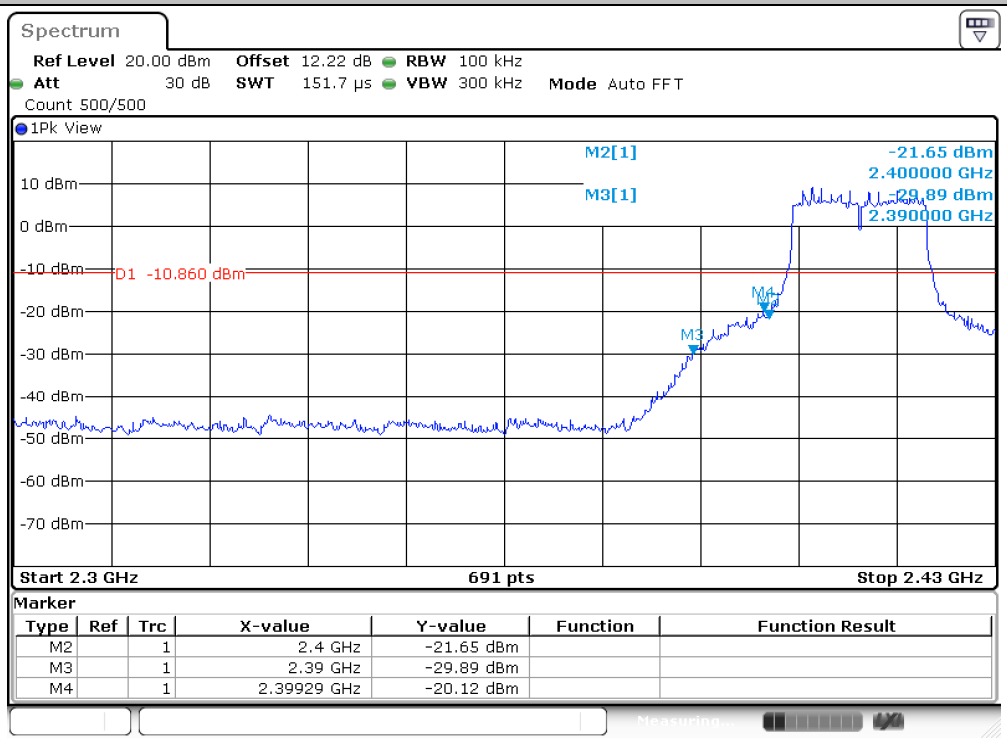

Date: 9.AUG.2024 04:45:52

11N20SISO_Ant13_High_2462

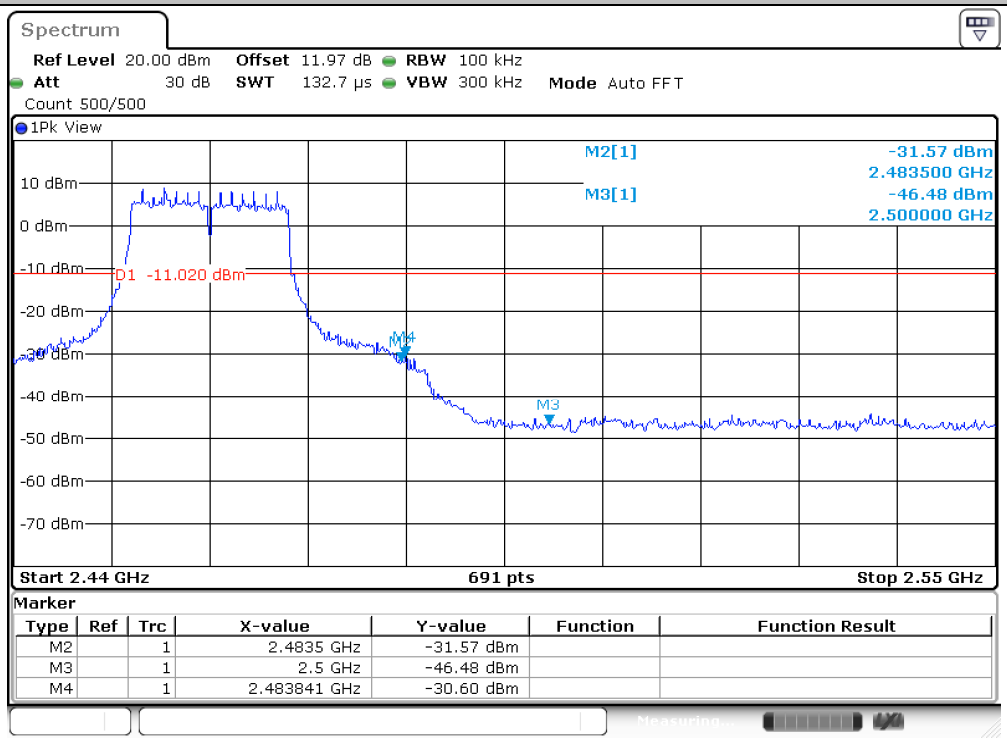

Date: 9.AUG.2024 03:35:03

11N20SISO_Ant10_High_2462

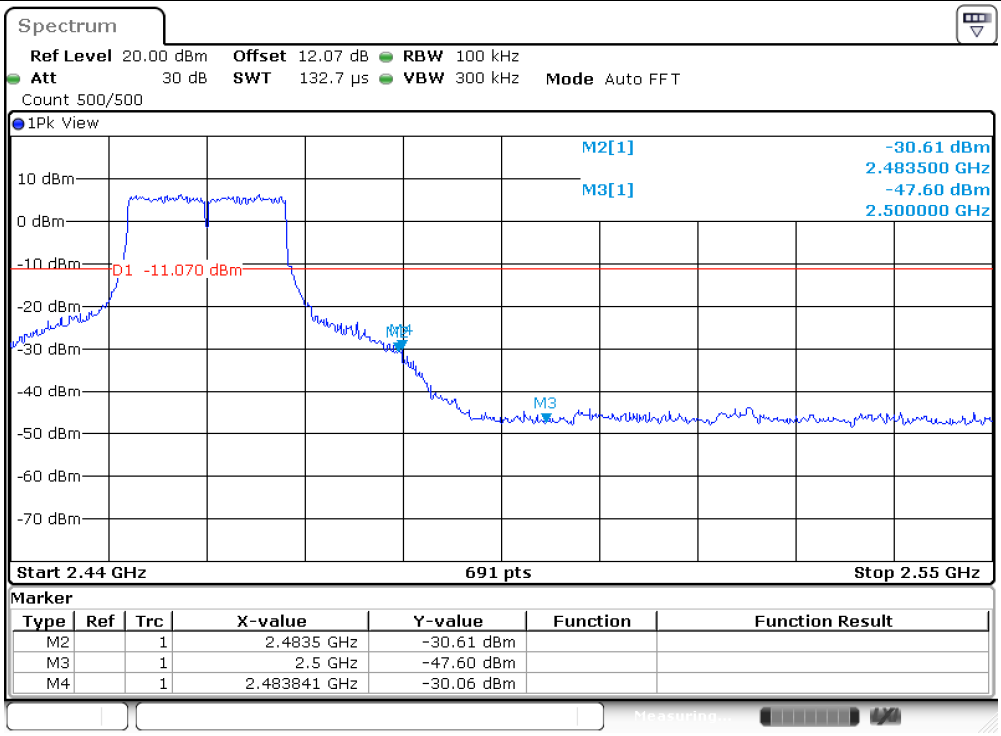

11N40SISO_Ant13_Low_2422

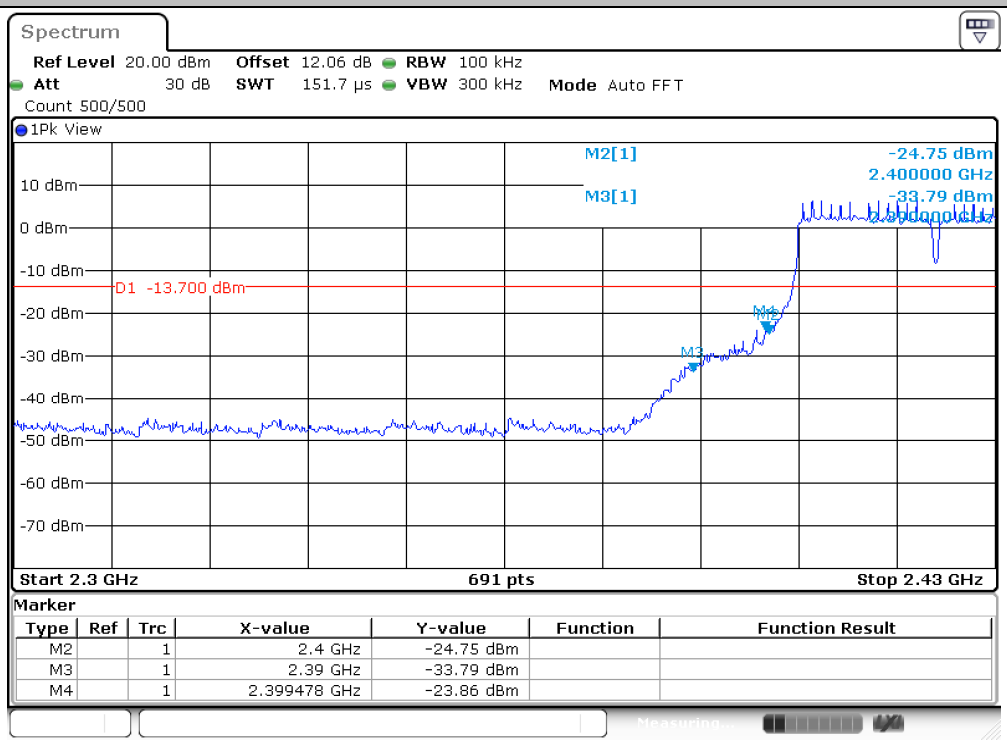

11N40SISO_Ant10_Low_2422

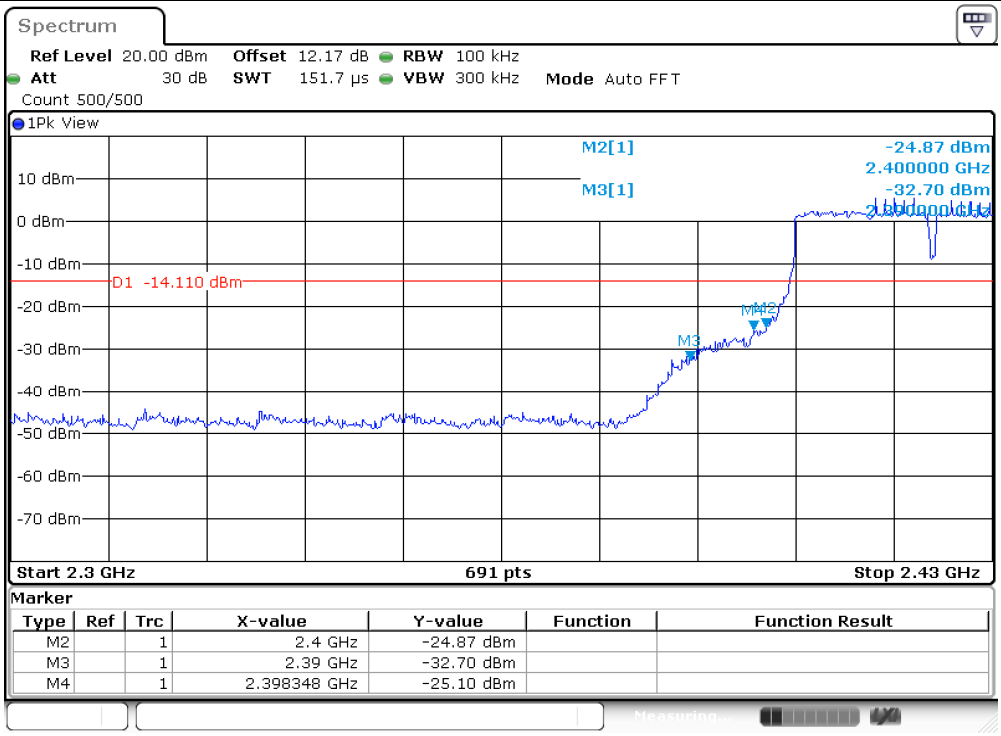

11N40SISO_Ant13_High_2452

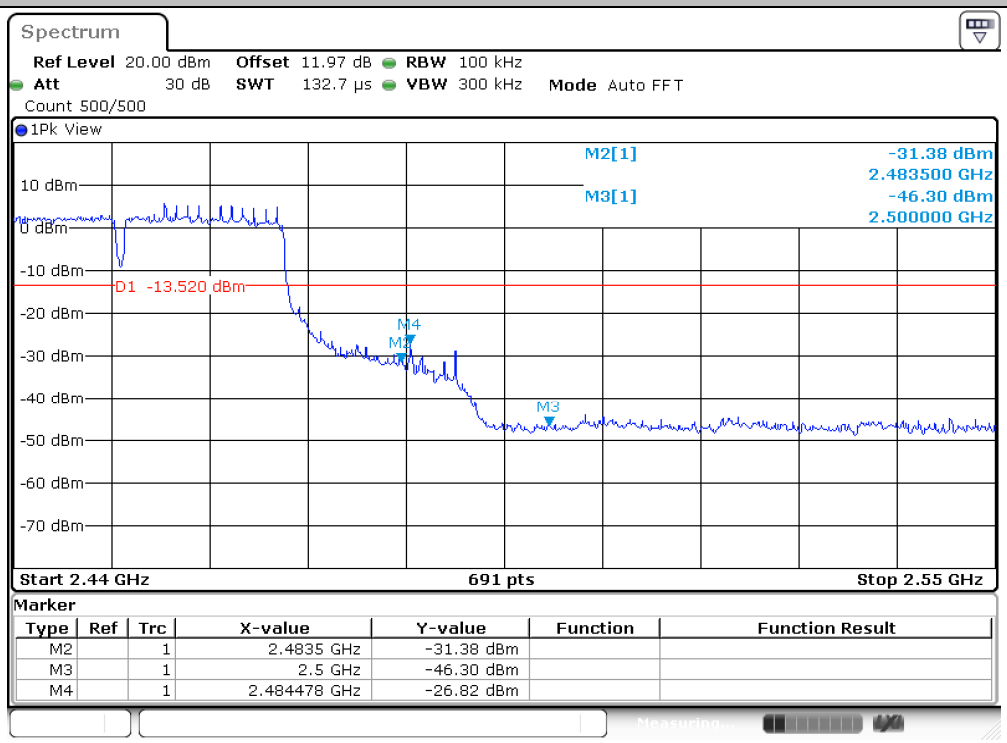

11N40SISO_Ant10_High_2452

11AX20SISO_Ant13_Low_2412

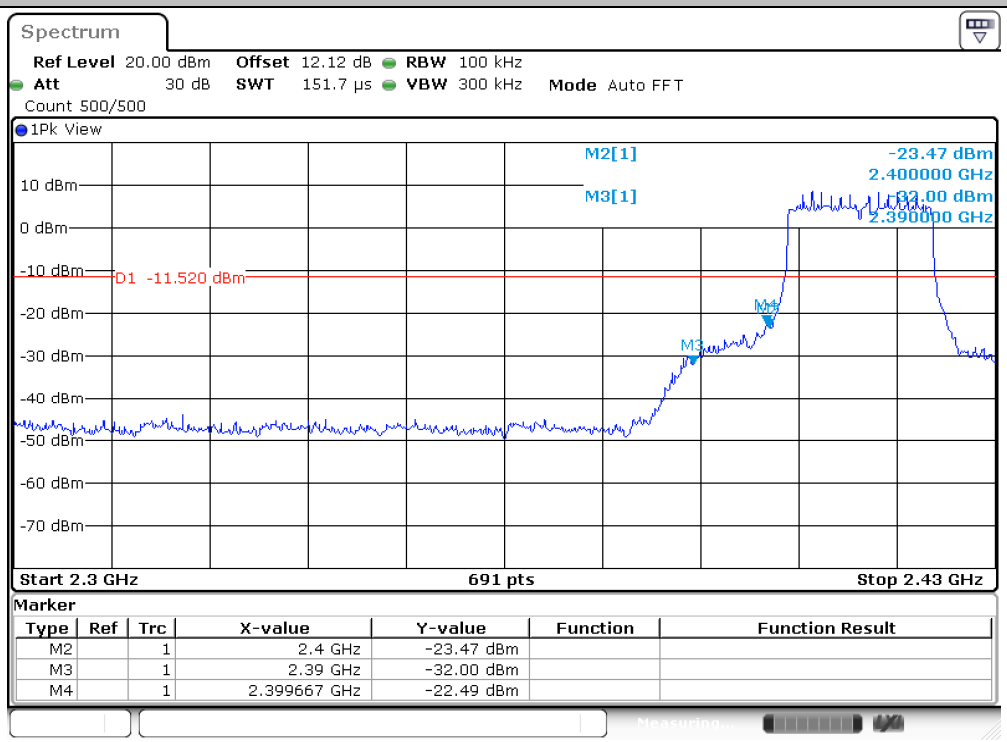

11AX20SISO_Ant10_Low_2412

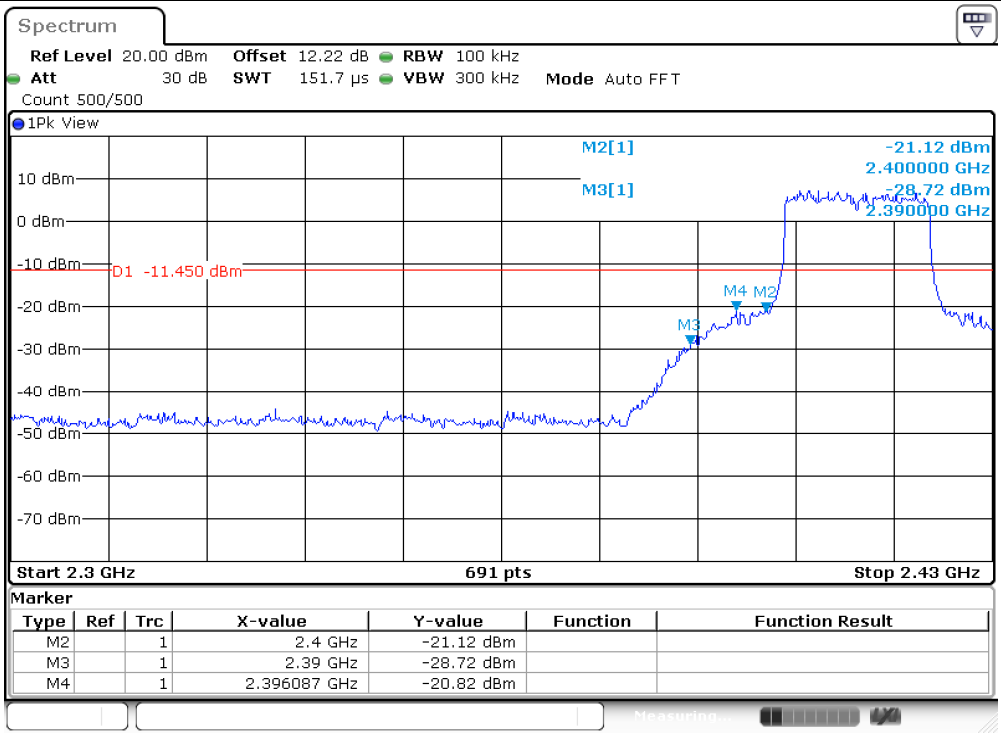

11AX20SISO_Ant13_High_2462

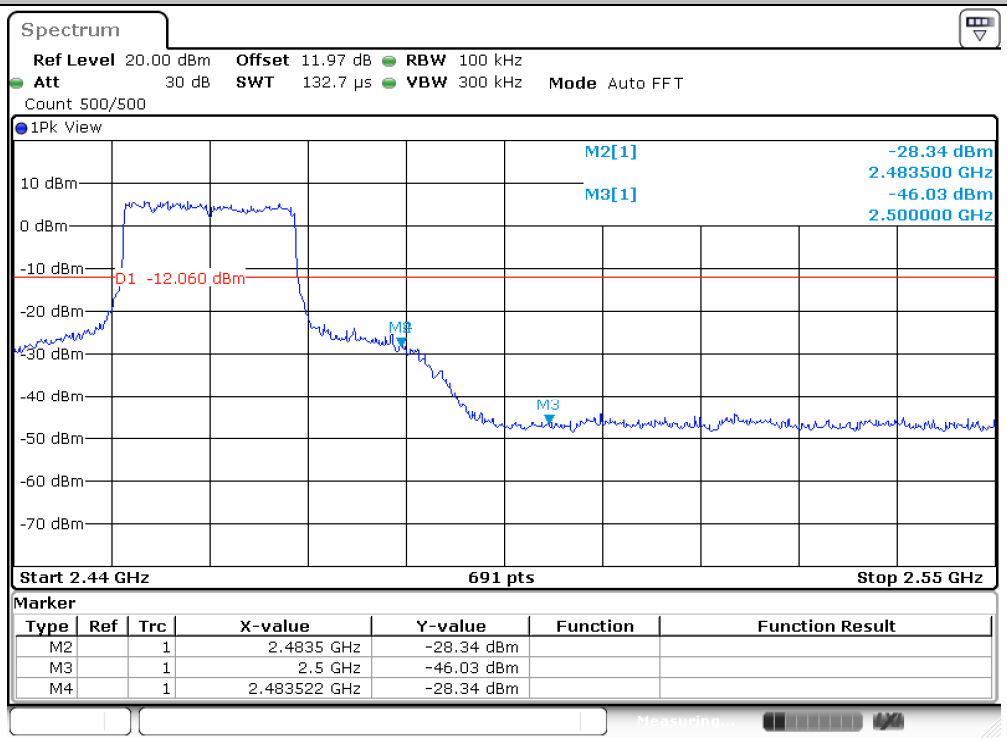

11AX20SISO_Ant10_High_2462

Date: 9.AUG.2024 05:30:15

11AX40SISO_Ant13_Low_2422

Date: 9.AUG.2024 03:56:36

11AX40SISO_Ant10_Low_2422

11AX40SISO_Ant13_High_2452

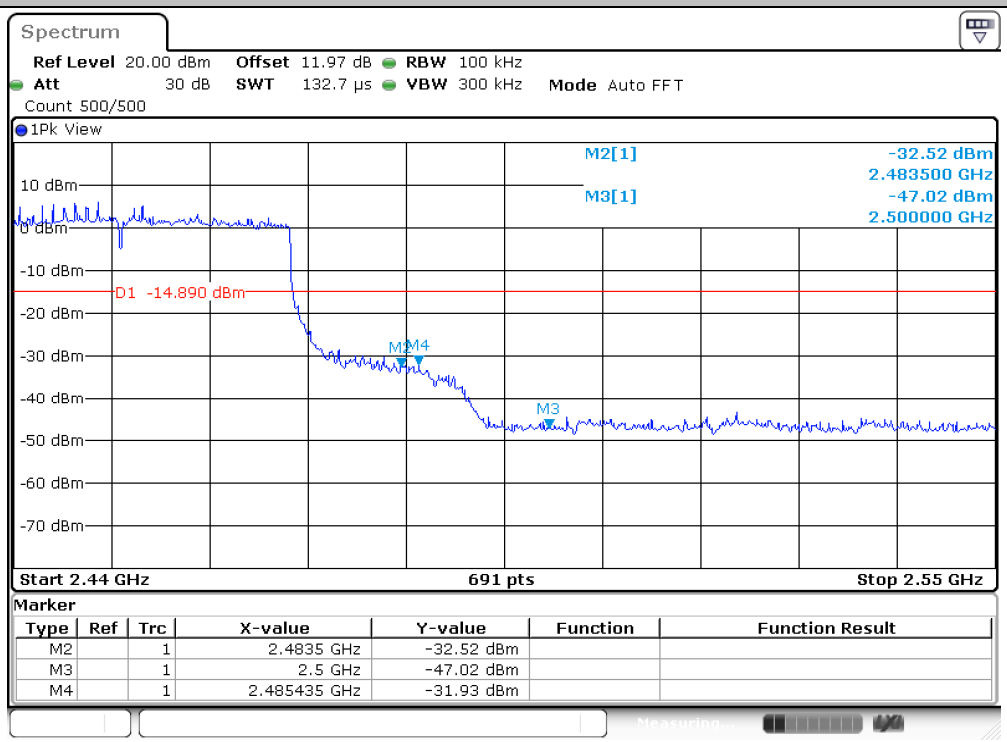

11AX40SISO_Ant10_High_2452

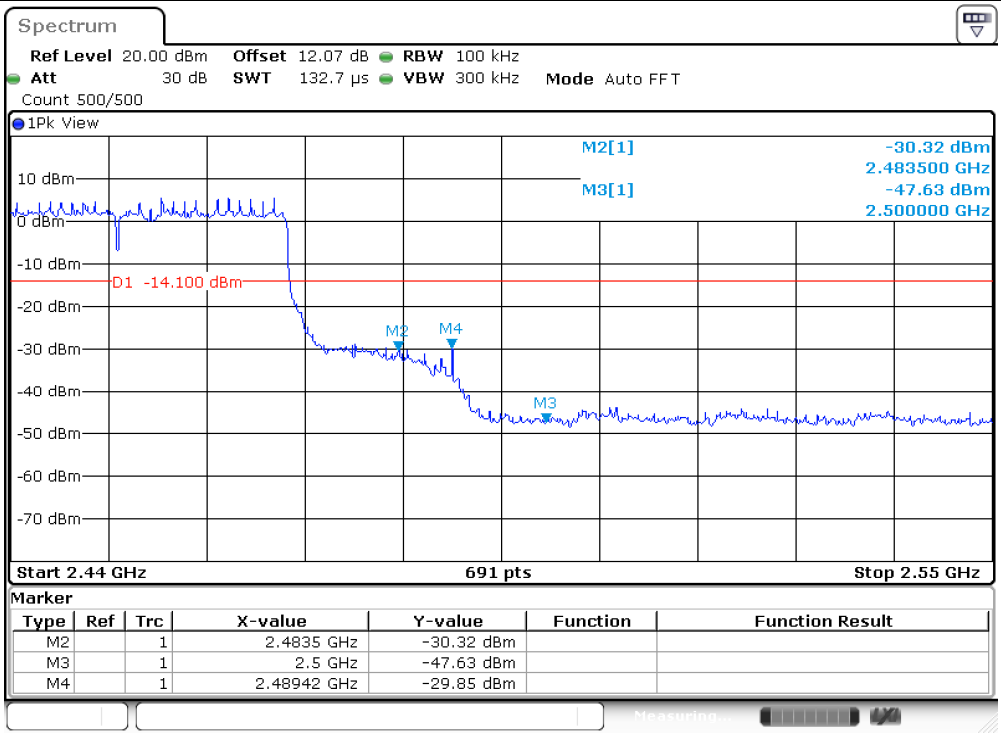

Conducted Spurious Emission

Test Result

TestMode	Antenna	Freq(MHz)	FreqRange [Mhz]	RefLevel [dBm/100KHz]	Result [dBm/100KHz]	Limit [dBm/100KHz]	Verdict
11B	Ant13	2412	30~1000	11.53	-45.35	≤-8.47	PASS
			1000~26500	11.53	-35.3	≤-8.47	PASS
	Ant10	2412	30~1000	12.89	-45.46	≤-7.11	PASS
			1000~26500	12.89	-35.58	≤-7.11	PASS
	Ant13	2437	30~1000	12.07	-45.23	≤-7.93	PASS
			1000~26500	12.07	-35.43	≤-7.93	PASS
	Ant10	2437	30~1000	12.66	-45.84	≤-7.34	PASS
			1000~26500	12.66	-34.98	≤-7.34	PASS
	Ant13	2462	30~1000	12.15	-45.8	≤-7.85	PASS
			1000~26500	12.15	-36.24	≤-7.85	PASS
	Ant10	2462	30~1000	11.44	-45.88	≤-8.56	PASS
			1000~26500	11.44	-36.2	≤-8.56	PASS
11G	Ant13	2412	30~1000	8.94	-45.89	≤-11.06	PASS
			1000~26500	8.94	-36.36	≤-11.06	PASS
	Ant10	2412	30~1000	9.16	-45.59	≤-10.84	PASS
			1000~26500	9.16	-35.86	≤-10.84	PASS
	Ant13	2437	30~1000	9.39	-45.86	≤-10.61	PASS
			1000~26500	9.39	-35.81	≤-10.61	PASS
	Ant10	2437	30~1000	9.32	-45.76	≤-10.68	PASS
			1000~26500	9.32	-35.13	≤-10.68	PASS
	Ant13	2462	30~1000	9.14	-44.32	≤-10.86	PASS
			1000~26500	9.14	-35.68	≤-10.86	PASS
	Ant10	2462	30~1000	9.17	-44.4	≤-10.83	PASS
			1000~26500	9.17	-36.13	≤-10.83	PASS
11N20SISO	Ant13	2412	30~1000	9.01	-45.56	≤-10.99	PASS
			1000~26500	9.01	-35.81	≤-10.99	PASS
	Ant10	2412	30~1000	9.14	-45.34	≤-10.86	PASS
			1000~26500	9.14	-36.08	≤-10.86	PASS
	Ant13	2437	30~1000	9.21	-44.55	≤-10.79	PASS
			1000~26500	9.21	-36.28	≤-10.79	PASS
	Ant10	2437	30~1000	8.97	-45.07	≤-11.03	PASS
			1000~26500	8.97	-35.36	≤-11.03	PASS
	Ant13	2462	30~1000	8.98	-44.99	≤-11.02	PASS
			1000~26500	8.98	-35.2	≤-11.02	PASS

	Ant10	2462	30~1000	8.93	-45.81	≤-11.07	PASS
			1000~26500	8.93	-36.03	≤-11.07	PASS
11N40SISO	Ant13	2422	30~1000	6.30	-44.65	≤-13.7	PASS
			1000~26500	6.30	-36.04	≤-13.7	PASS
	Ant10	2422	30~1000	5.89	-44.86	≤-14.11	PASS
			1000~26500	5.89	-35.66	≤-14.11	PASS
	Ant13	2437	30~1000	6.03	-44.99	≤-13.97	PASS
			1000~26500	6.03	-35.95	≤-13.97	PASS
	Ant10	2437	30~1000	5.55	-45.42	≤-14.45	PASS
			1000~26500	5.55	-36.51	≤-14.45	PASS
	Ant13	2452	30~1000	6.48	-45.7	≤-13.52	PASS
			1000~26500	6.48	-35.87	≤-13.52	PASS
	Ant10	2452	30~1000	5.60	-45.4	≤-14.4	PASS
			1000~26500	5.60	-35.77	≤-14.4	PASS
11AX20SISO	Ant13	2412	30~1000	8.48	-45.22	≤-11.52	PASS
			1000~26500	8.48	-35.68	≤-11.52	PASS
	Ant10	2412	30~1000	8.55	-44.29	≤-11.45	PASS
			1000~26500	8.55	-36.06	≤-11.45	PASS
	Ant13	2437	30~1000	8.64	-45.6	≤-11.36	PASS
			1000~26500	8.64	-35.96	≤-11.36	PASS
	Ant10	2437	30~1000	8.81	-44.95	≤-11.19	PASS
			1000~26500	8.81	-35.86	≤-11.19	PASS
	Ant13	2462	30~1000	7.94	-45.11	≤-12.06	PASS
			1000~26500	7.94	-35.28	≤-12.06	PASS
	Ant10	2462	30~1000	8.26	-45.43	≤-11.74	PASS
			1000~26500	8.26	-36.3	≤-11.74	PASS
11AX40SISO	Ant13	2422	30~1000	5.04	-45.15	≤-14.96	PASS
			1000~26500	5.04	-35.32	≤-14.96	PASS
	Ant10	2422	30~1000	5.75	-45.24	≤-14.25	PASS
			1000~26500	5.75	-36.16	≤-14.25	PASS
	Ant13	2437	30~1000	5.81	-45.04	≤-14.19	PASS
			1000~26500	5.81	-35.2	≤-14.19	PASS
	Ant10	2437	30~1000	5.26	-45.15	≤-14.74	PASS
			1000~26500	5.26	-35.73	≤-14.74	PASS
	Ant13	2452	30~1000	5.11	-45.49	≤-14.89	PASS
			1000~26500	5.11	-36.02	≤-14.89	PASS
	Ant10	2452	30~1000	5.90	-45.6	≤-14.1	PASS
			1000~26500	5.90	-36.05	≤-14.1	PASS

Test Graphs

11B_Ant13_2412_30~1000

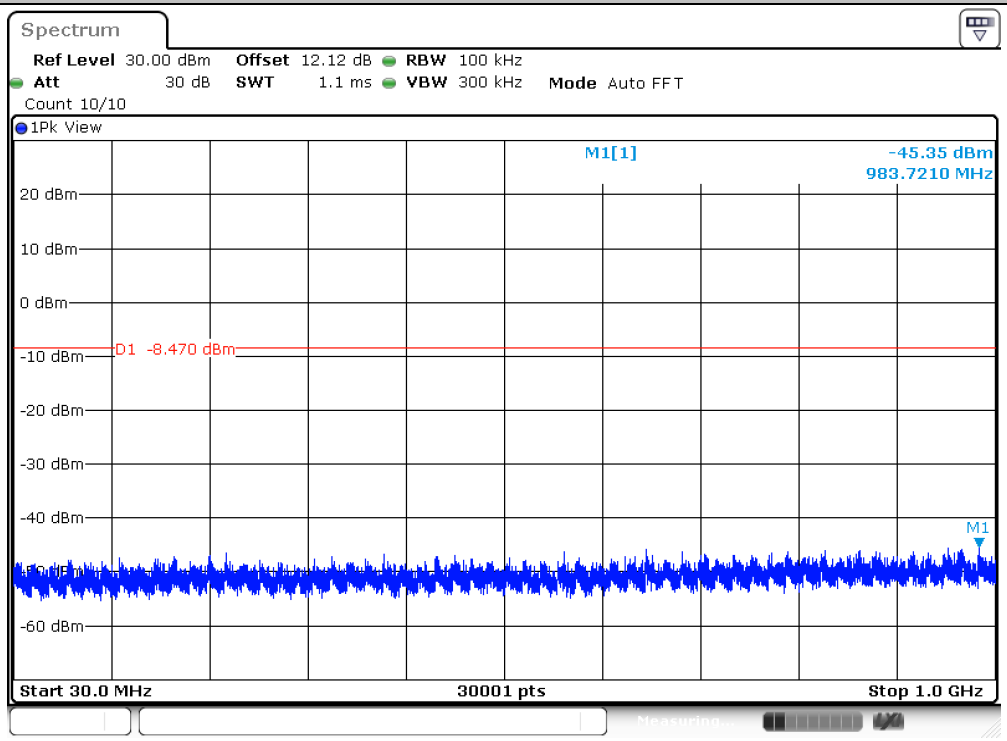

11B_Ant13_2412_1000~26500

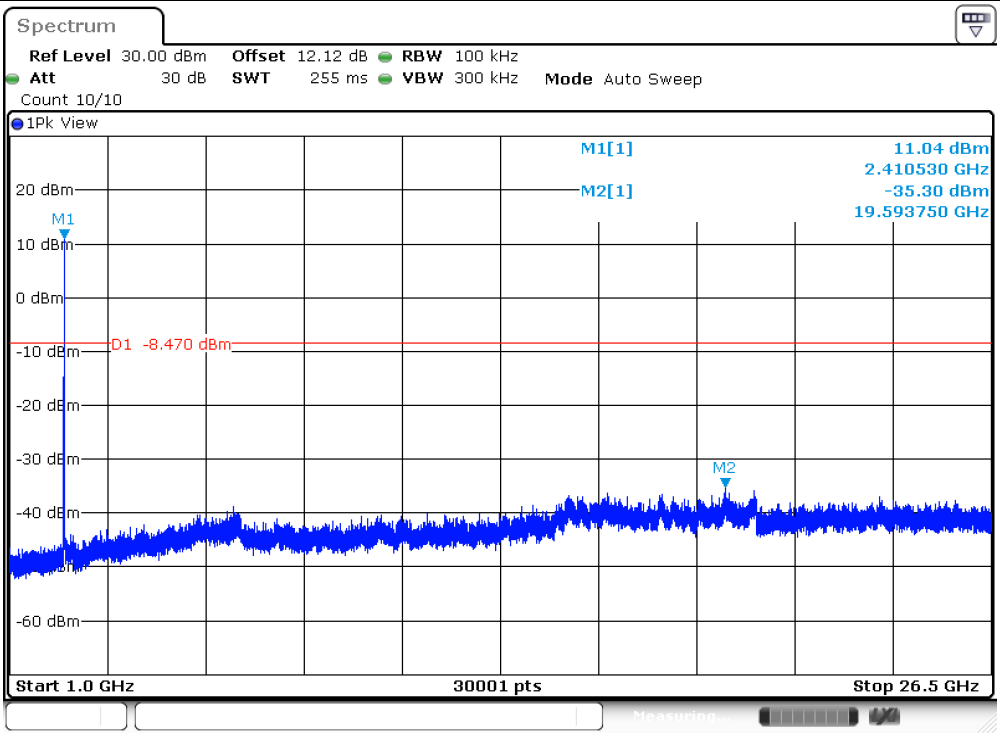

Date: 9.AUG.2024 00:46:02

11B_Ant10_2412_30~1000

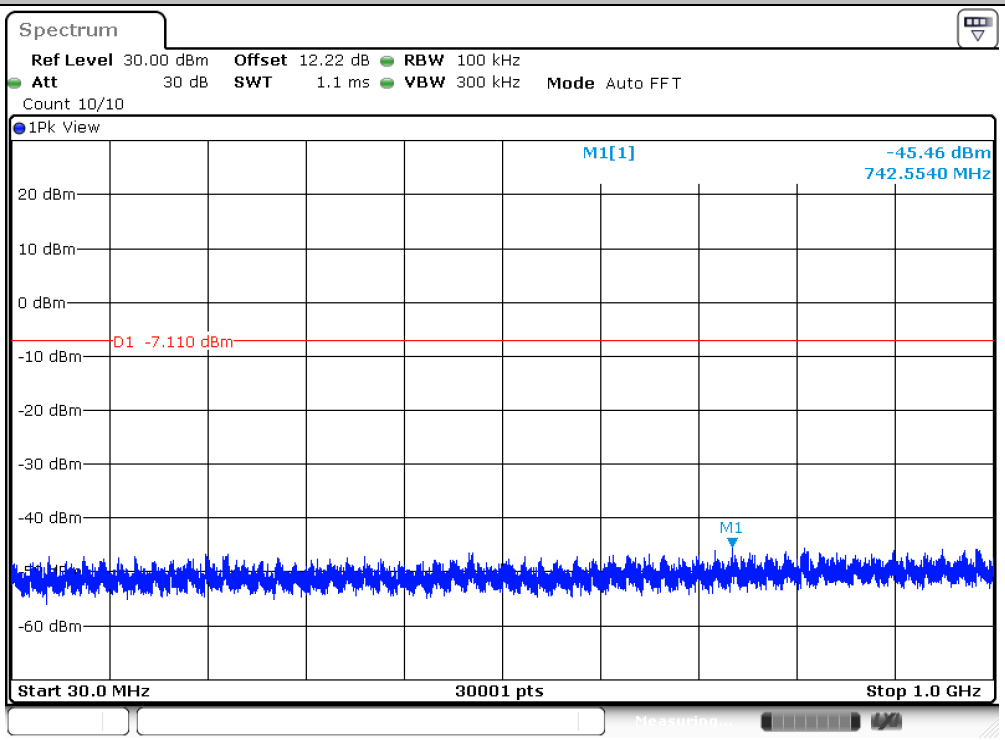

Date: 9.AUG.2024 04:05:18

11B_Ant10_2412_1000~26500

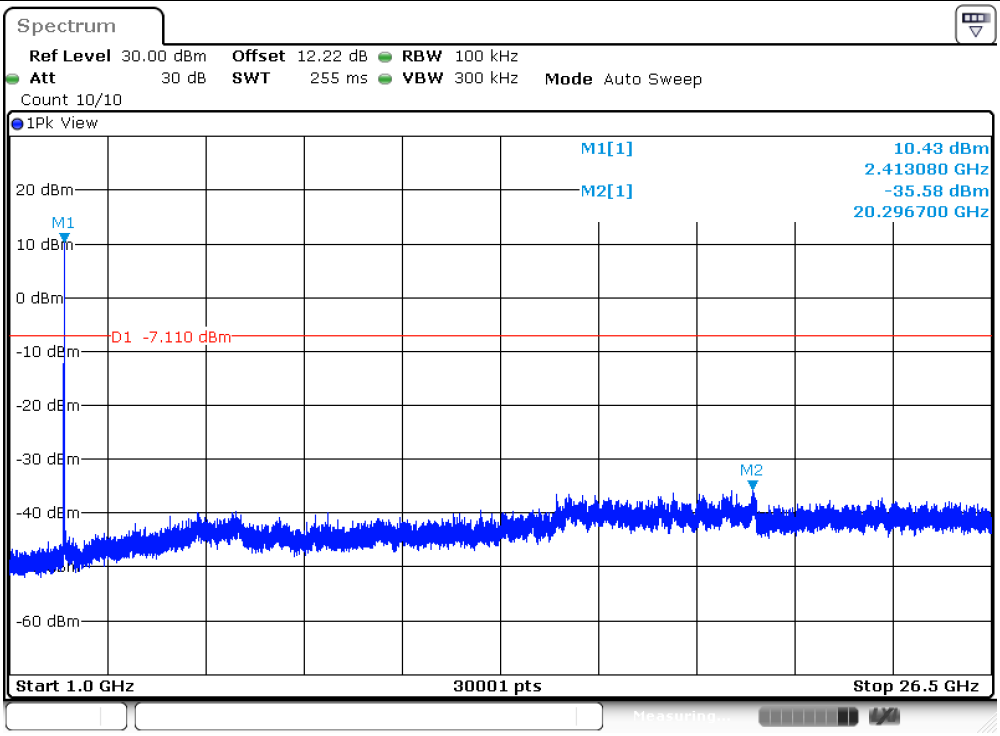

Date: 9.AUG.2024 04:05:40

11B_Ant13_2437_30~1000

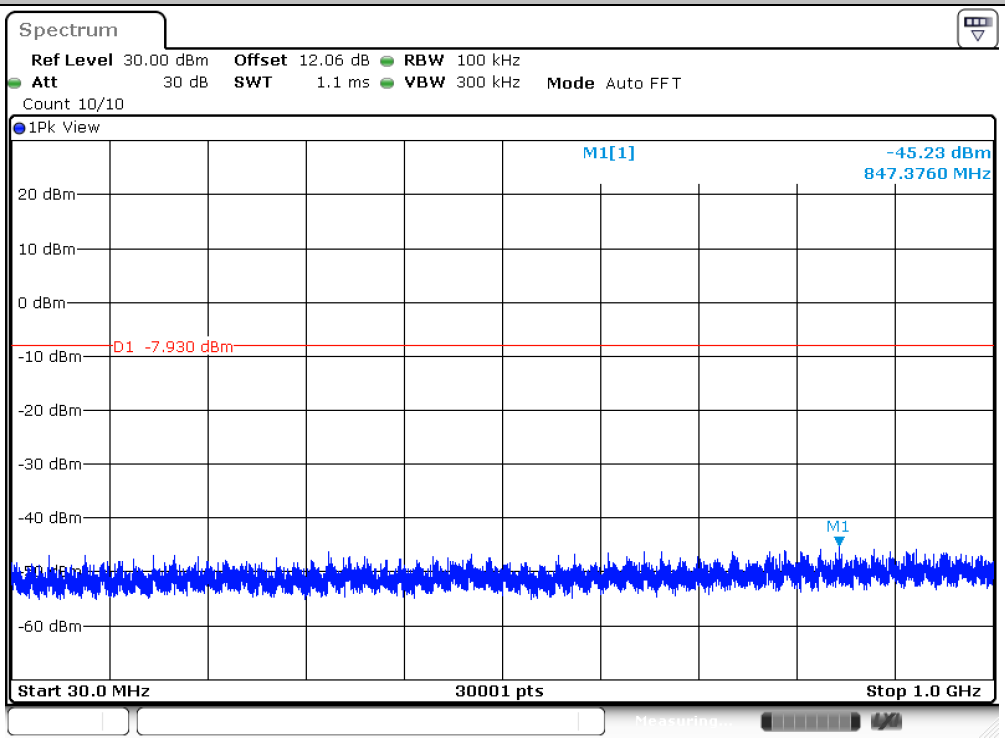

Date: 9.AUG.2024 00:47:32

11B_Ant13_2437_1000~26500

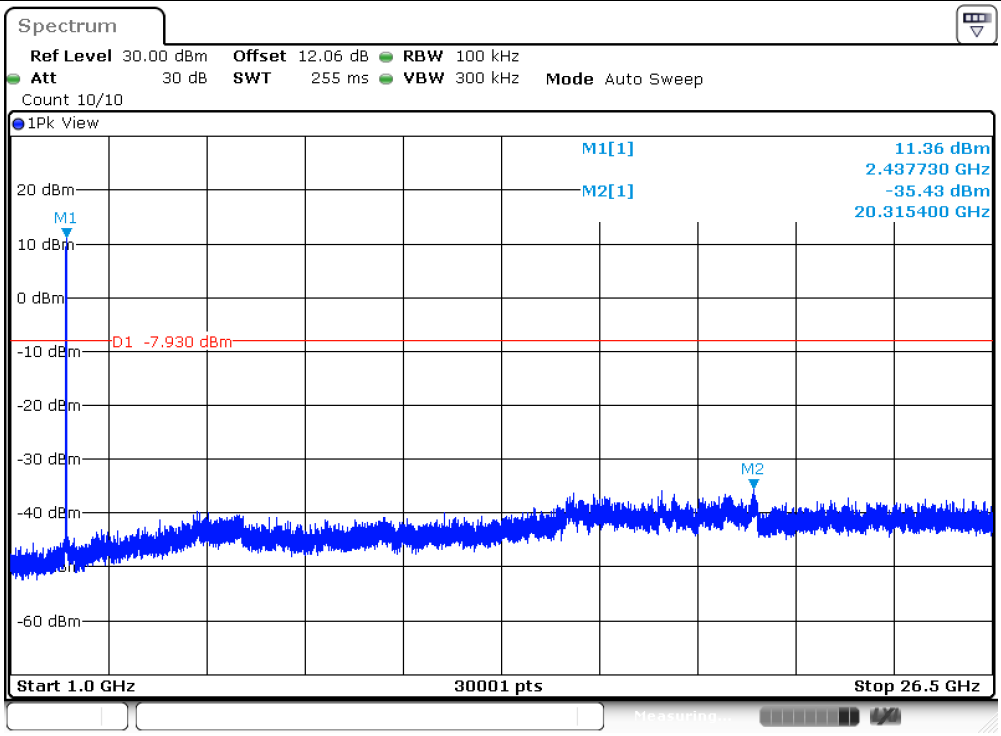

11B_Ant10_2437_30~1000

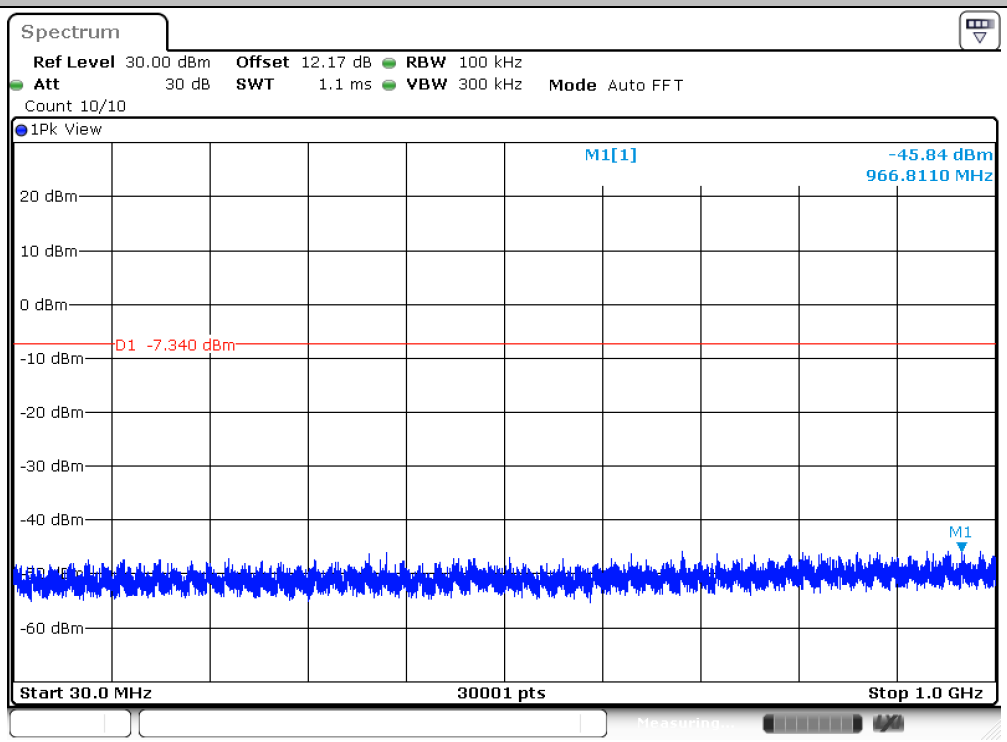

11B_Ant10_2437_1000~26500

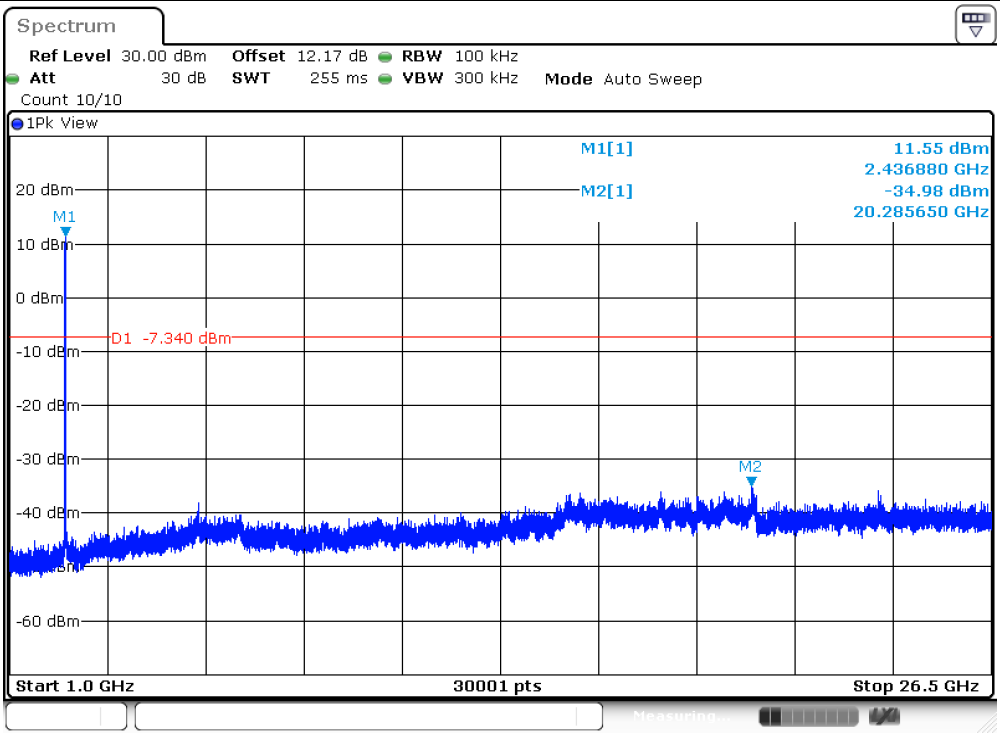

11B_Ant13_2462_30~1000

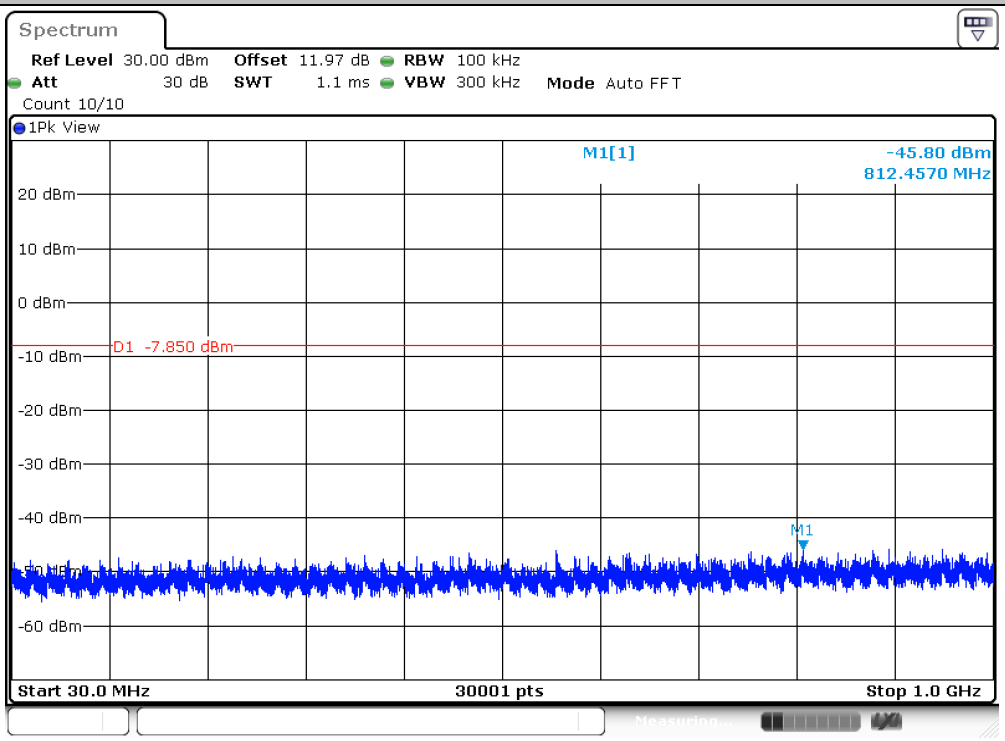

11B_Ant13_2462_1000~26500

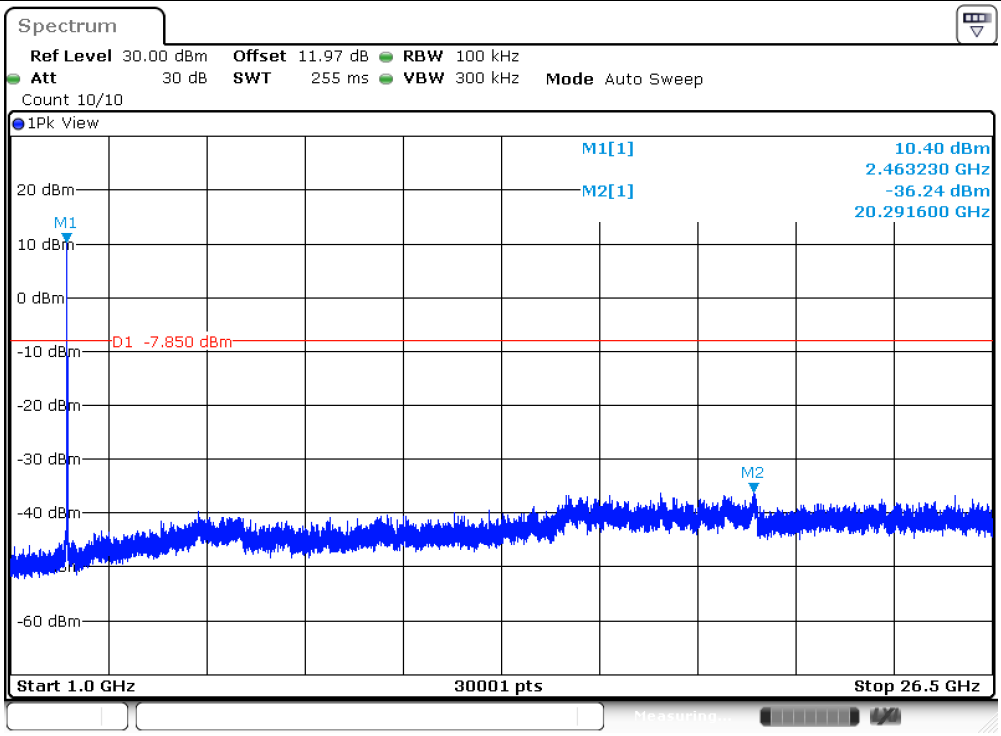

Date: 9.AUG.2024 00:50:03

11B_Ant10_2462_30~1000

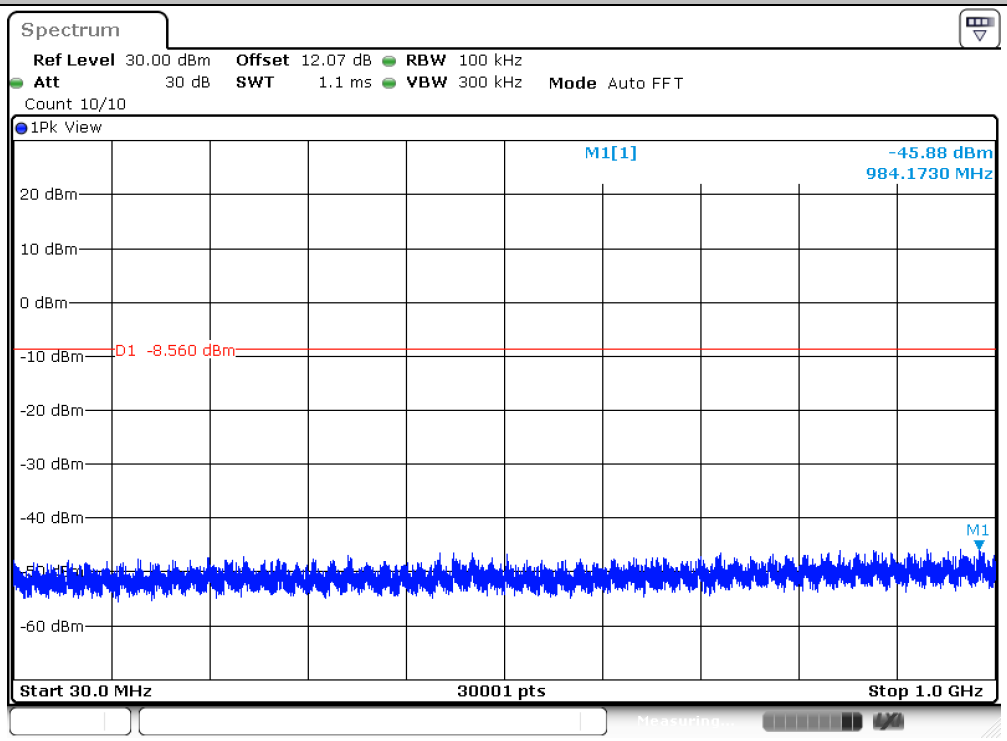

Date: 9.AUG.2024 04:11:52

11B_Ant10_2462_1000~26500

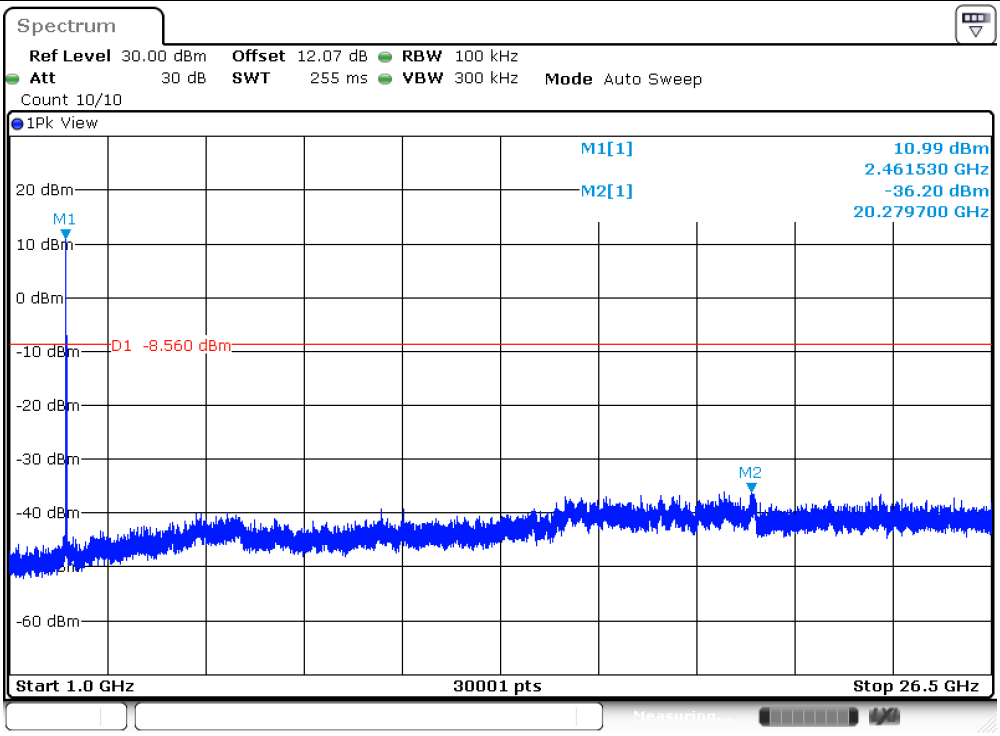

Date: 9.AUG.2024 04:12:14

11G_Ant13_2412_30~1000

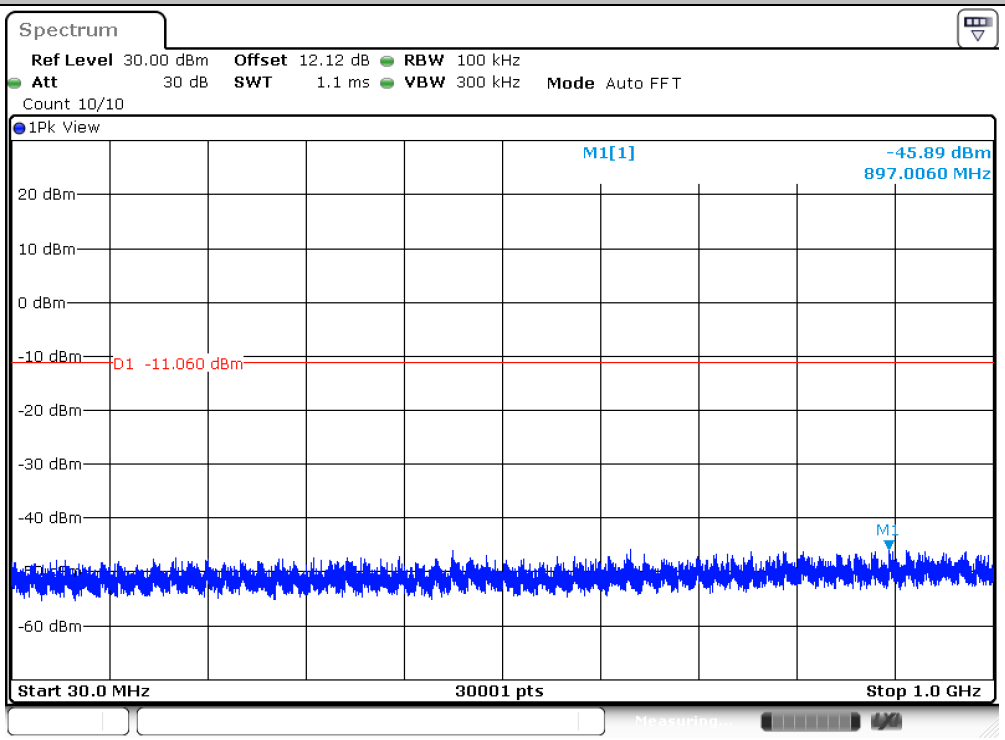

Date: 9.AUG.2024 00:52:04

11G_Ant13_2412_1000~26500

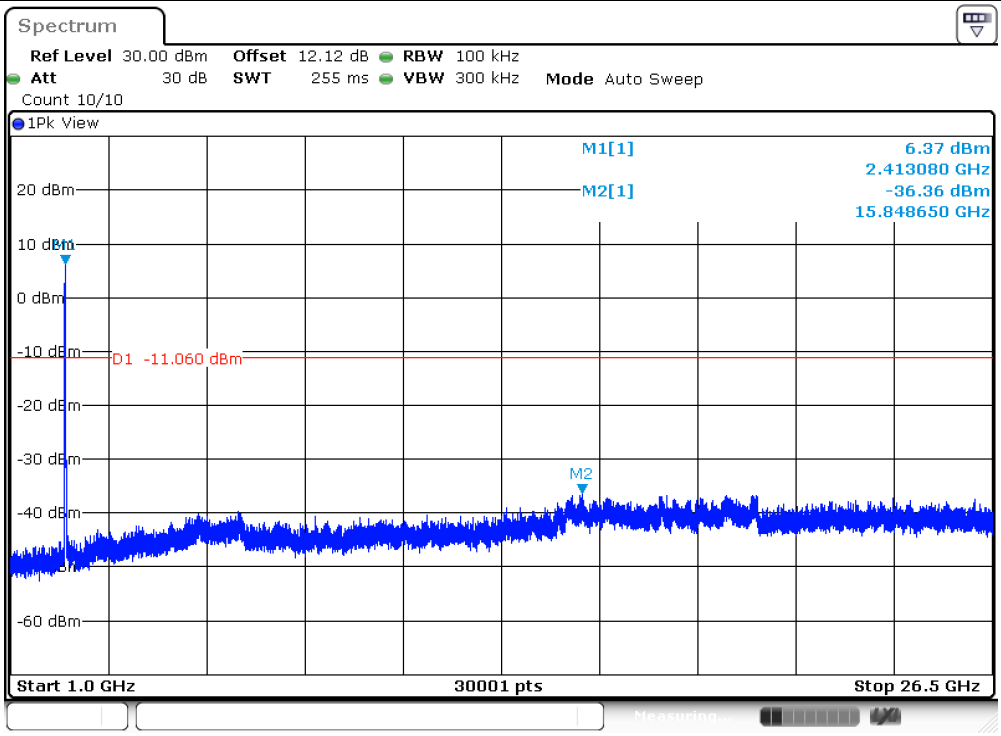

Date: 9.AUG.2024 00:52:26

11G_Ant10_2412_30~1000

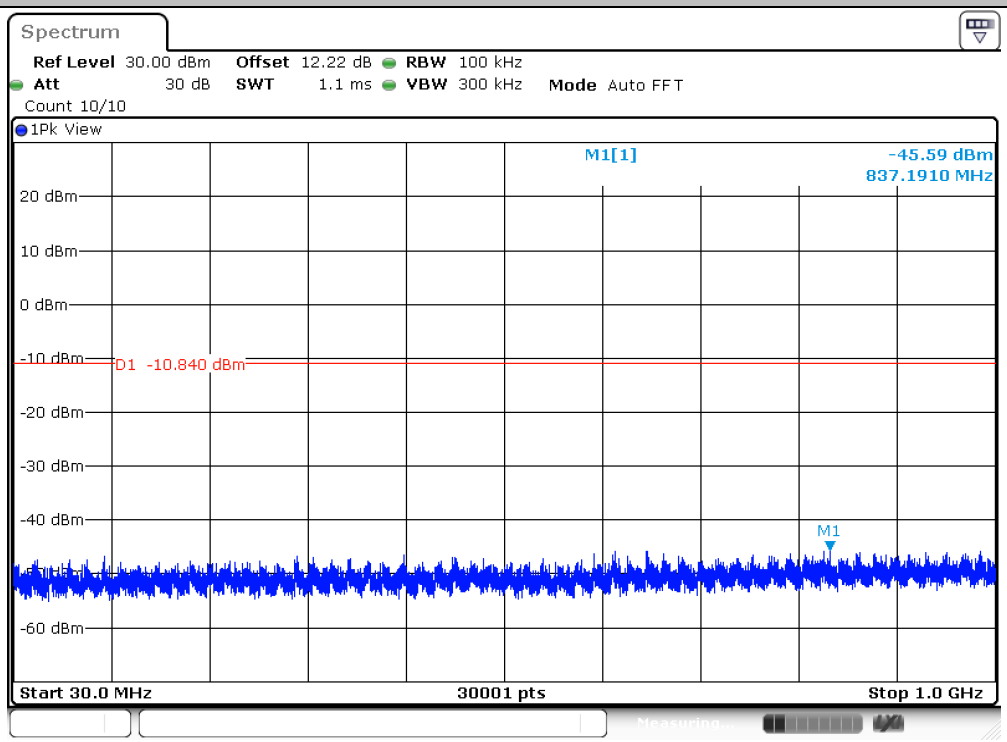

Date: 9.AUG.2024 04:14:27

11G_Ant10_2412_1000~26500

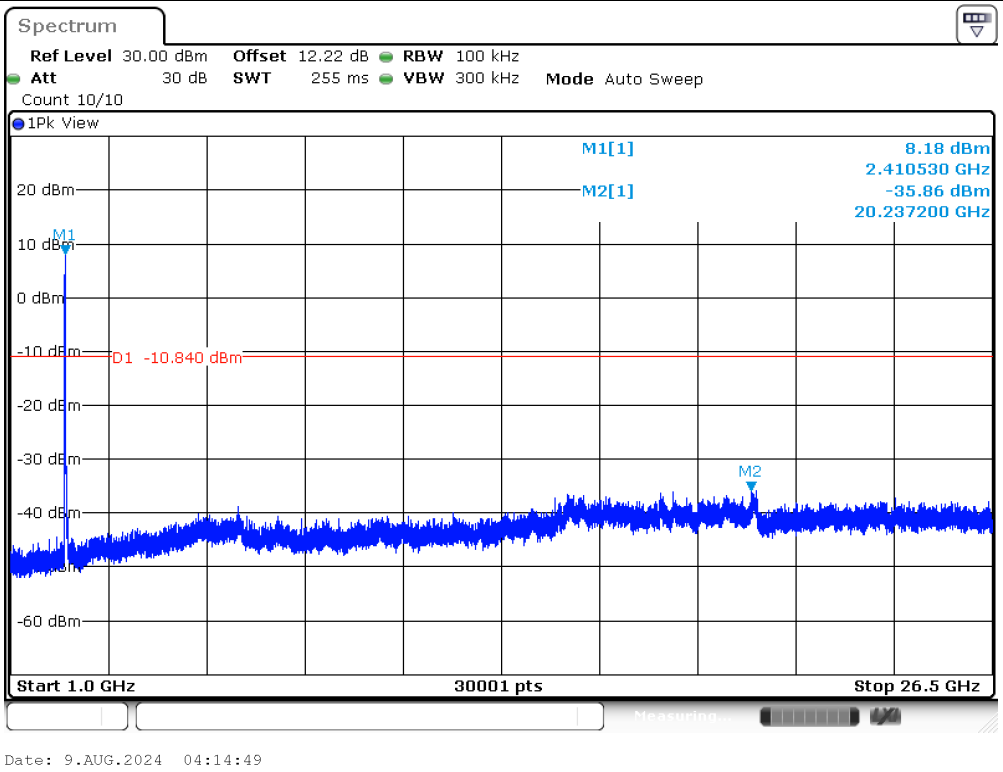

11G_Ant13_2437_30~1000

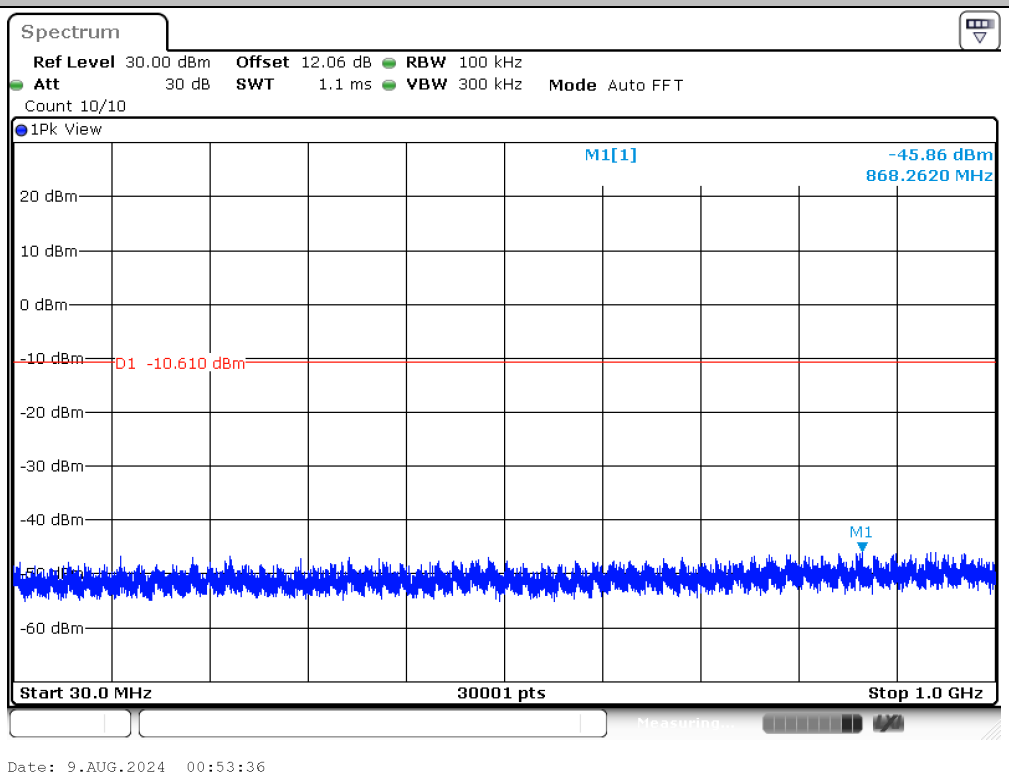

11G_Ant13_2437_1000~26500

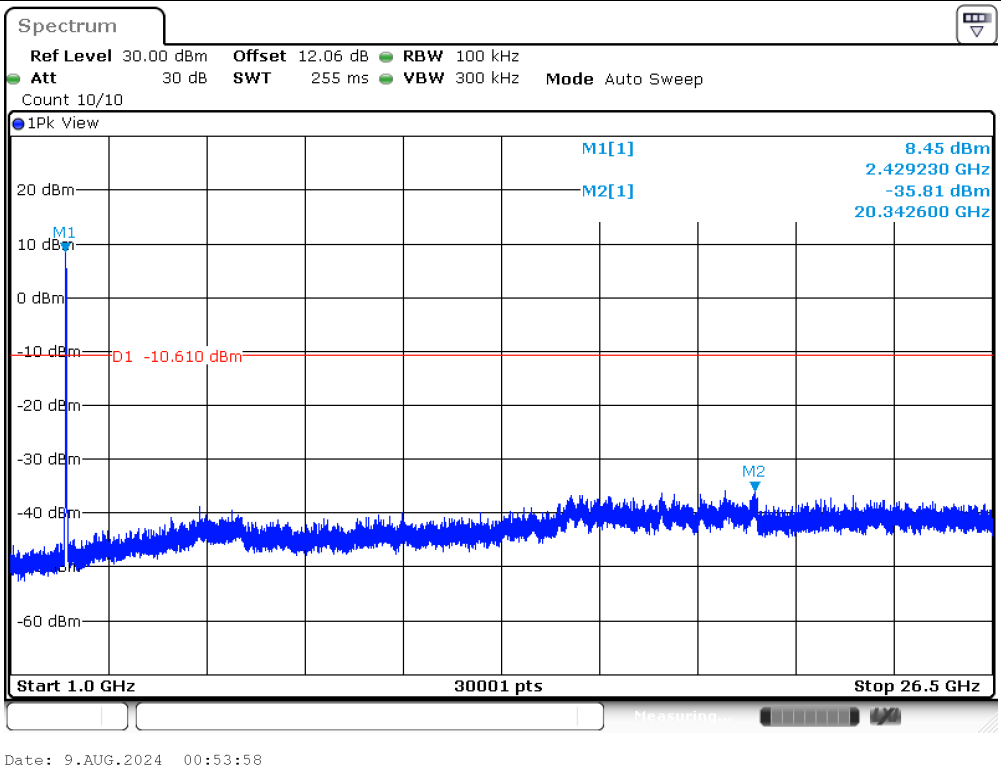

11G_Ant10_2437_30~1000

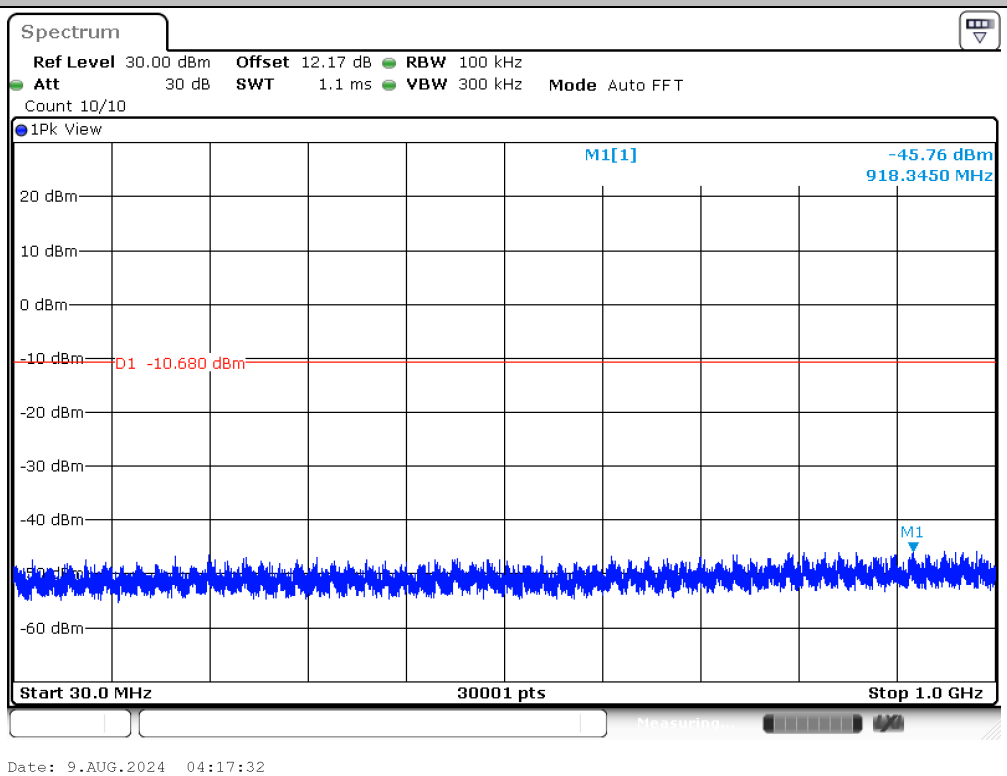

11G_Ant10_2437_1000~26500

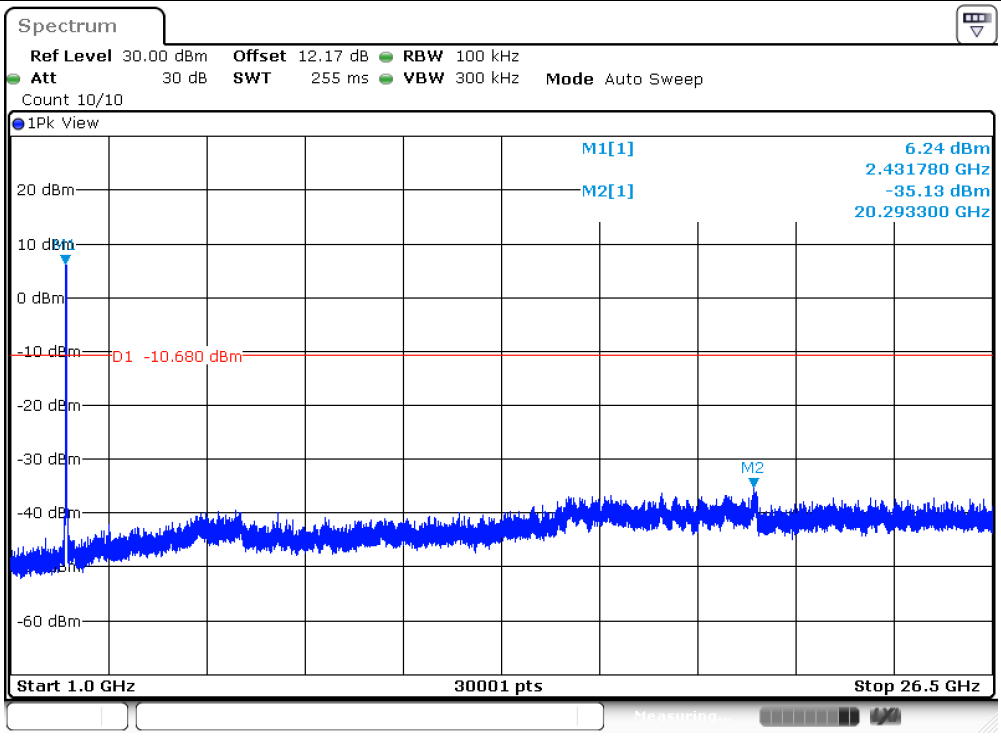

11G_Ant13_2462_30~1000

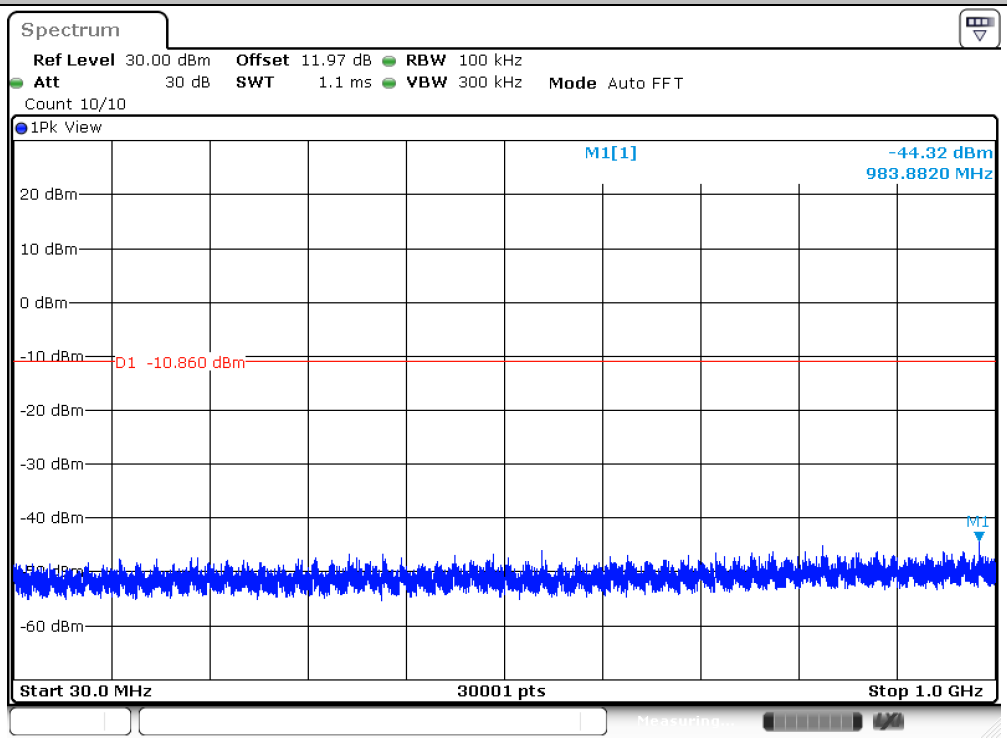

11G_Ant13_2462_1000~26500

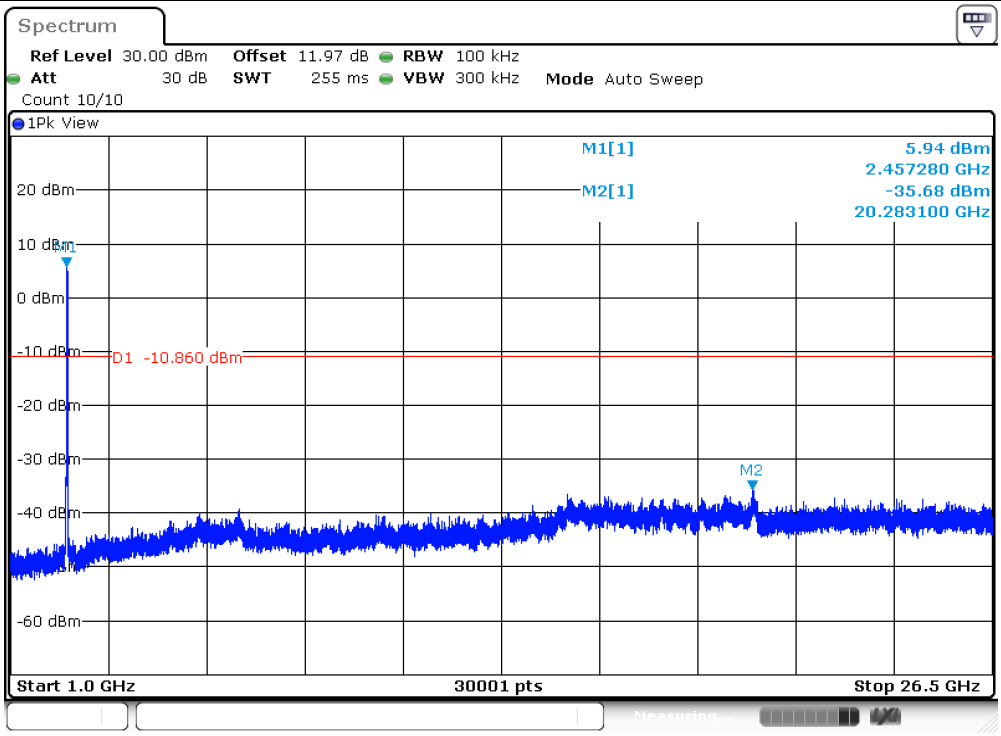

11G_Ant10_2462_30~1000

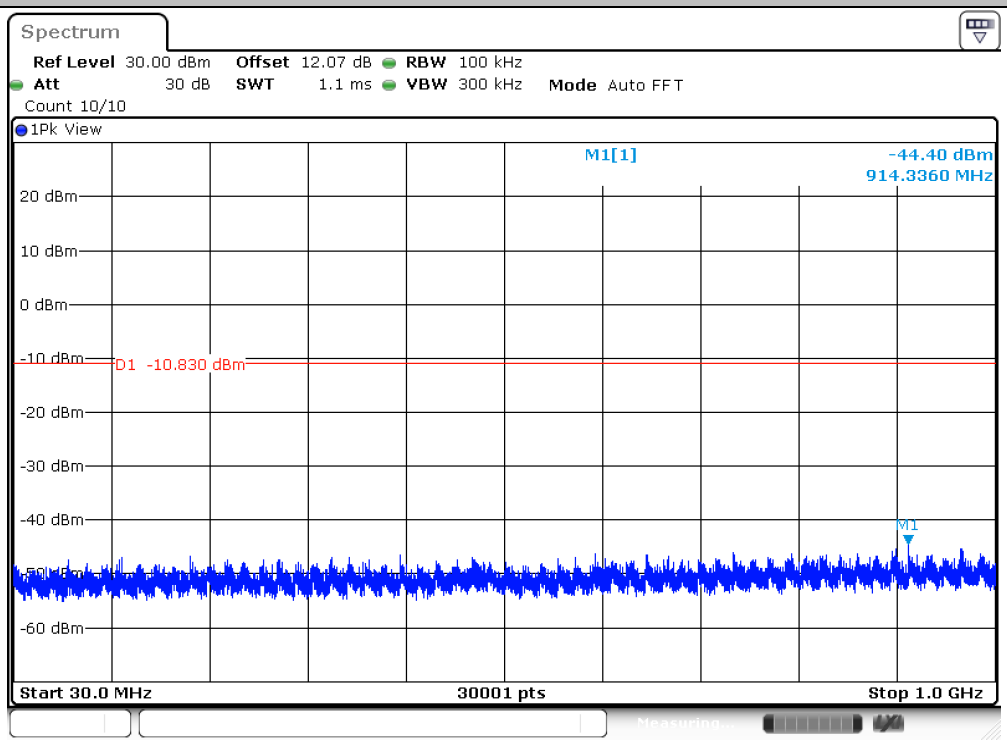

11G_Ant10_2462_1000~26500

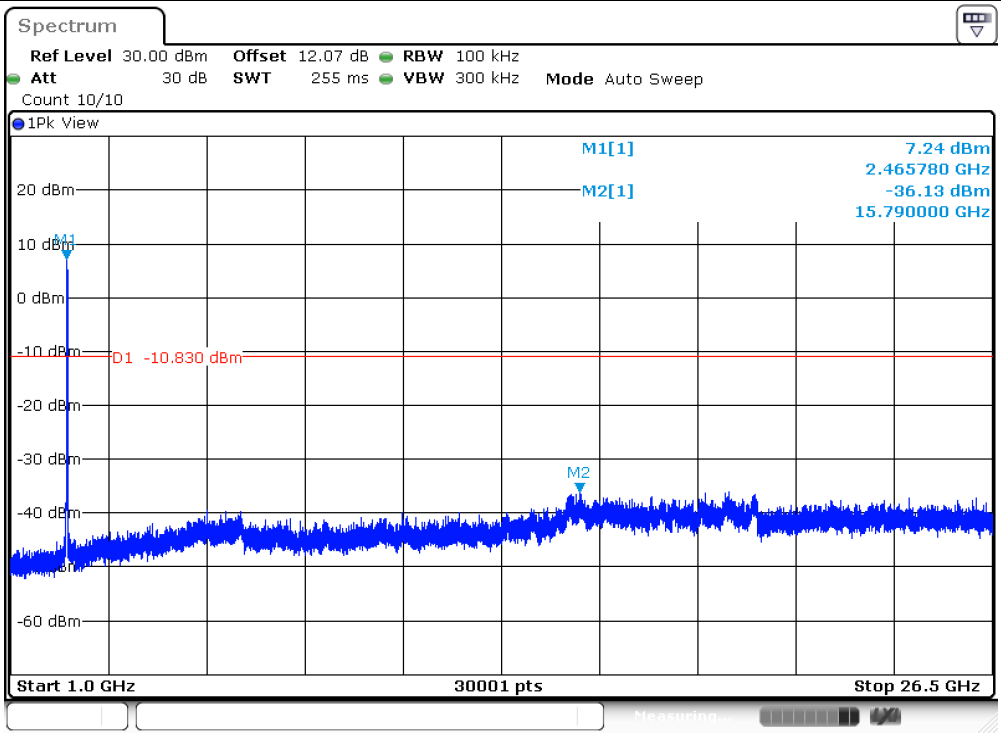

Date: 9.AUG.2024 04:43:58

11N20SISO_Ant13_2412_30~1000

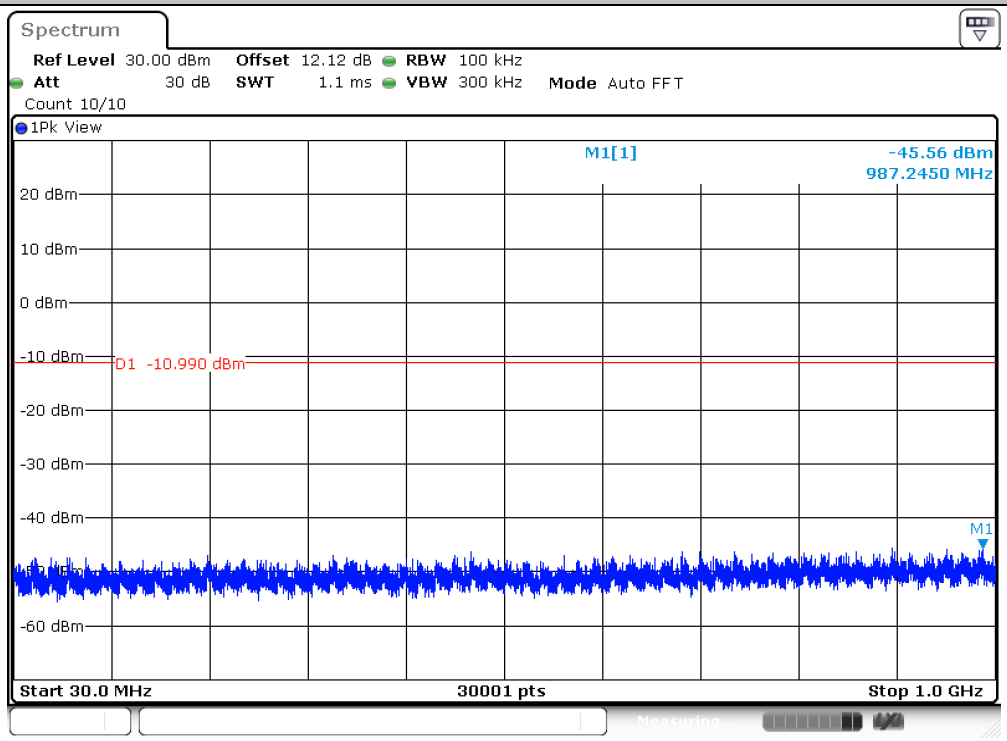

Date: 9.AUG.2024 03:01:33

11N20SISO_Ant13_2412_1000~26500

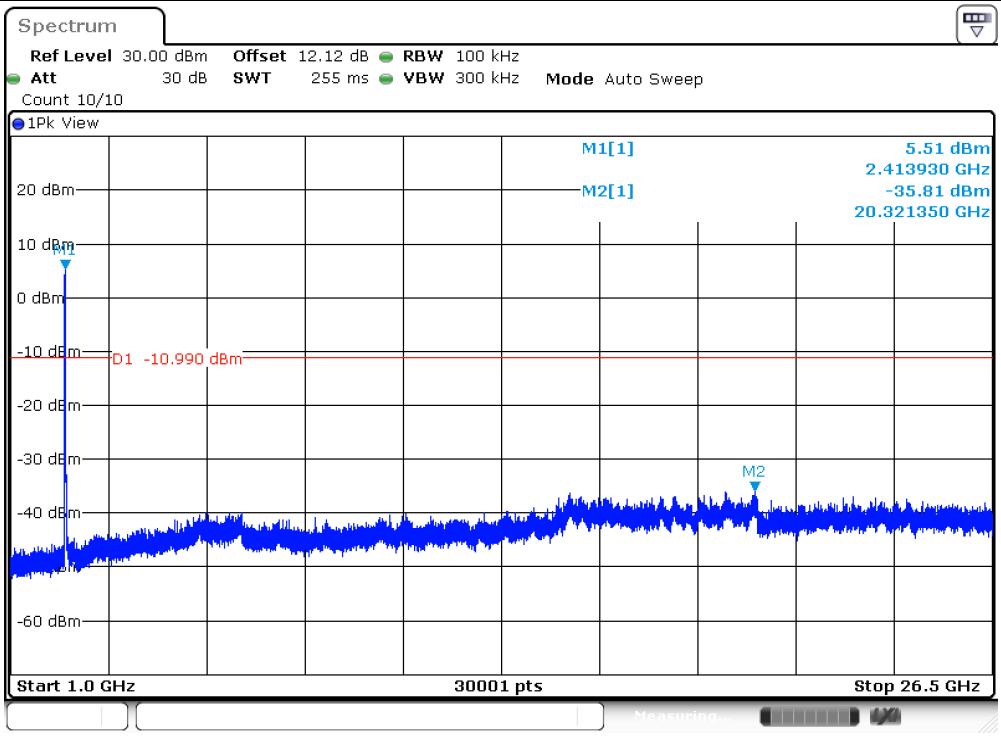

Date: 9.AUG.2024 03:01:55

11N20SISO_Ant10_2412_30~1000

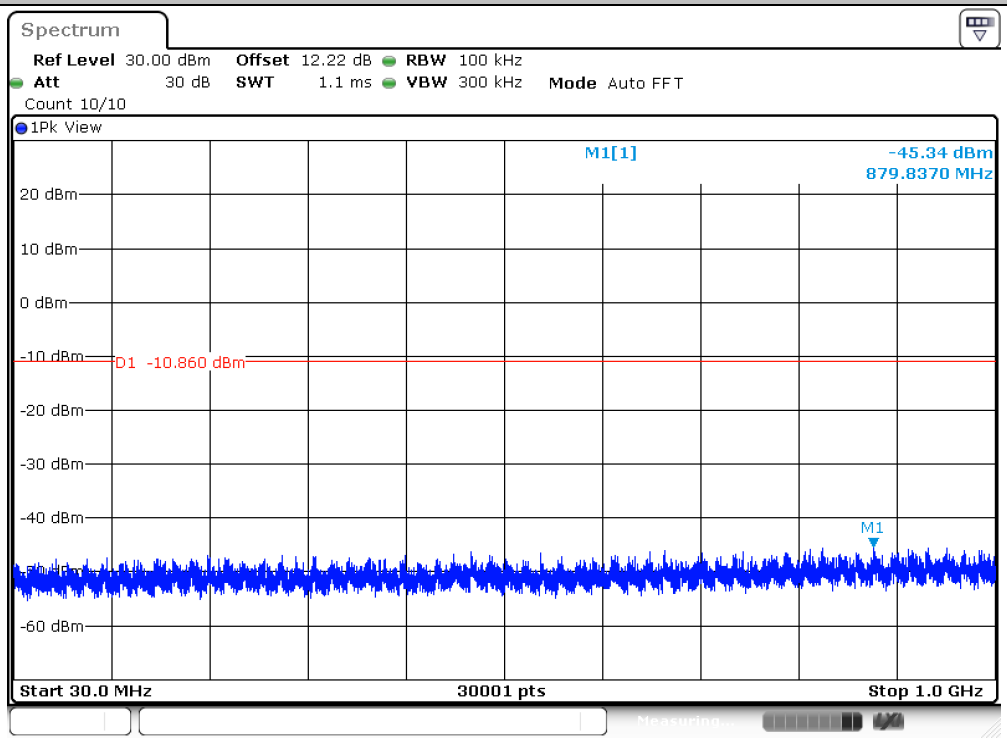

Date: 9.AUG.2024 04:46:05

11N20SISO_Ant10_2412_1000~26500

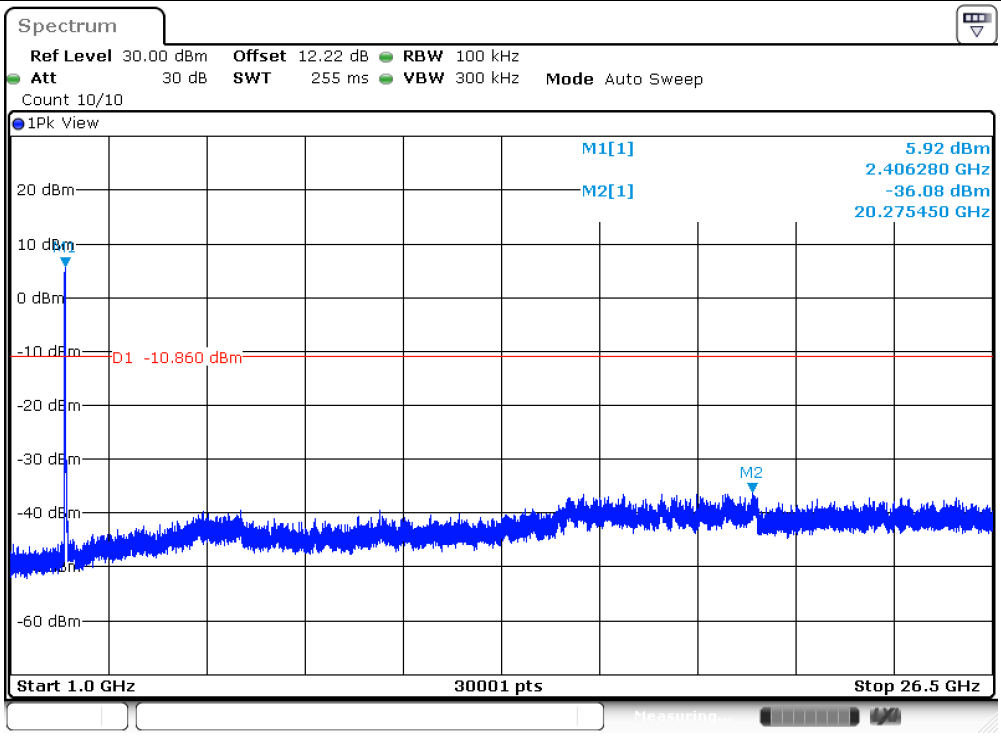

Date: 9.AUG.2024 04:46:27

11N20SISO_Ant13_2437_30~1000

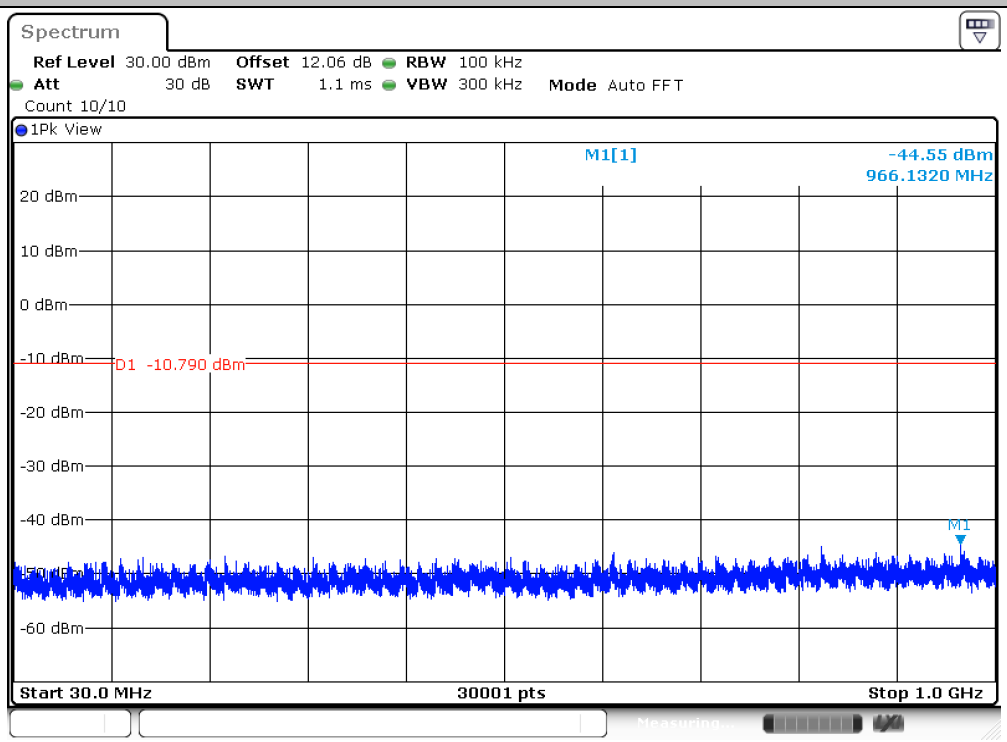

Date: 9.AUG.2024 03:03:43

11N20SISO_Ant13_2437_1000~26500

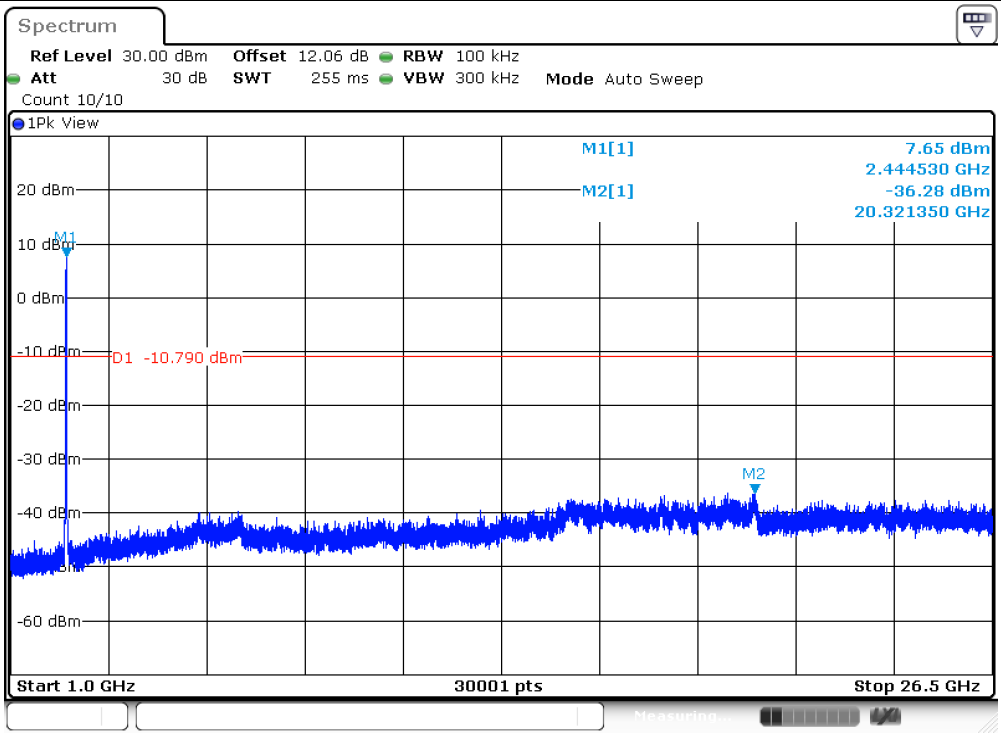

Date: 9.AUG.2024 03:04:05

11N20SISO_Ant10_2437_30~1000

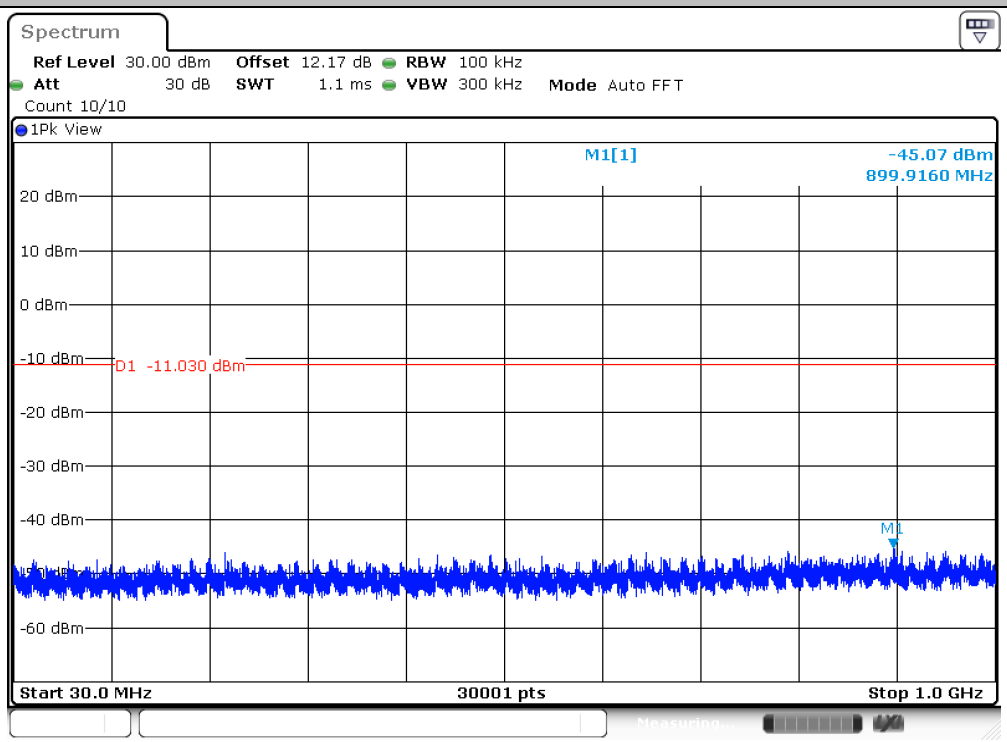

Date: 9.AUG.2024 04:50:33

11N20SISO_Ant10_2437_1000~26500

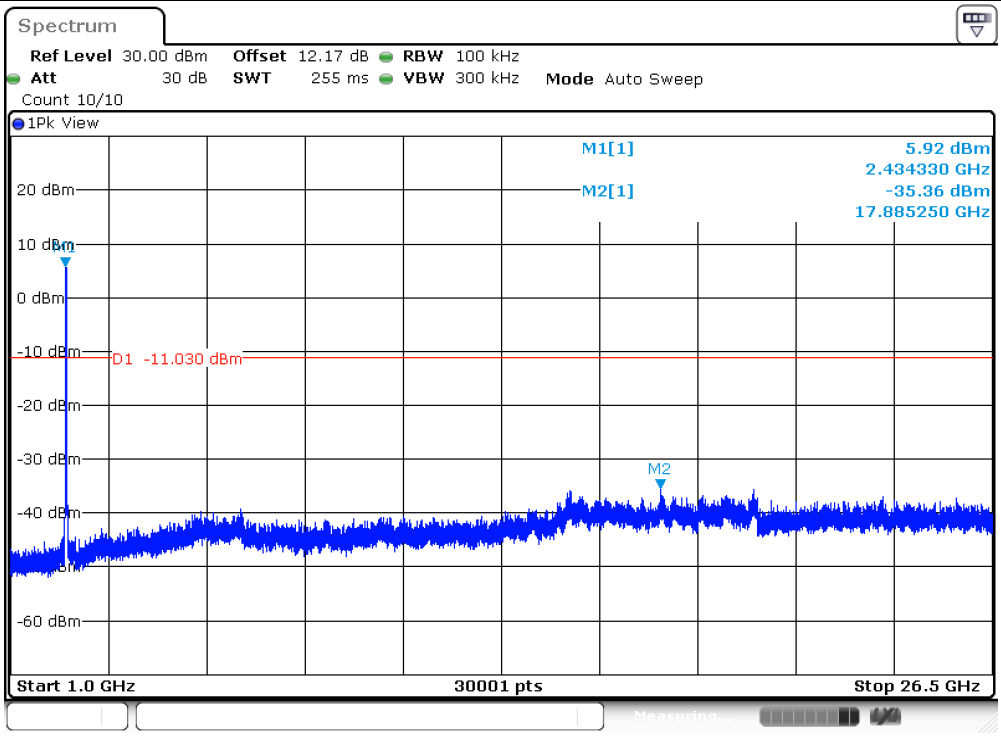

11N20SISO_Ant13_2462_30~1000

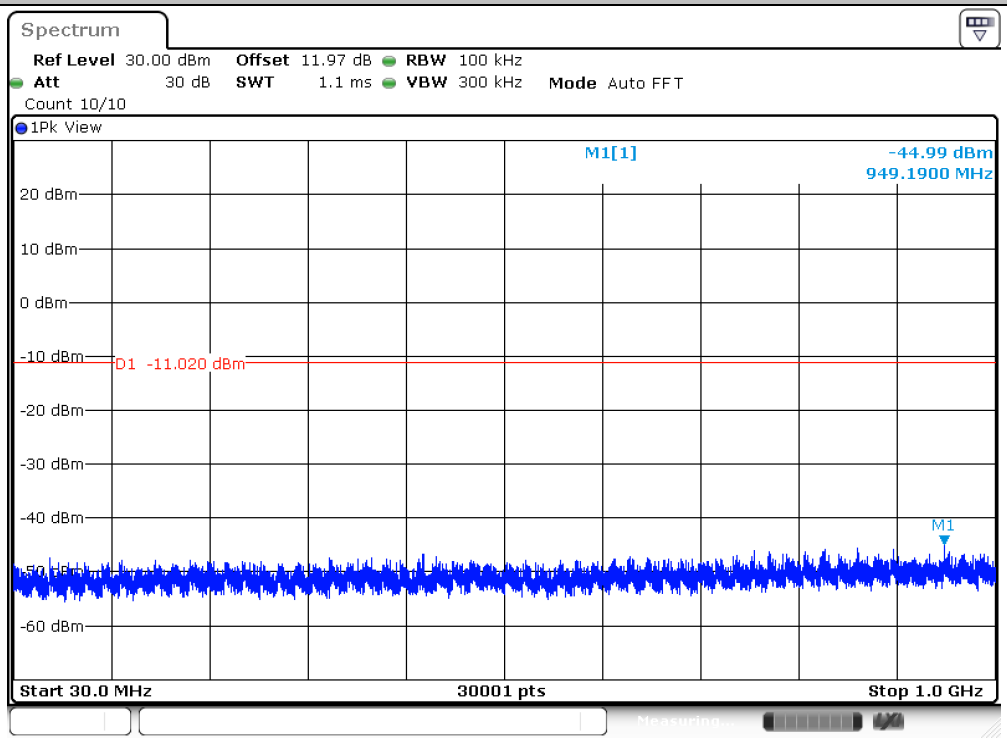

11N20SISO_Ant13_2462_1000~26500

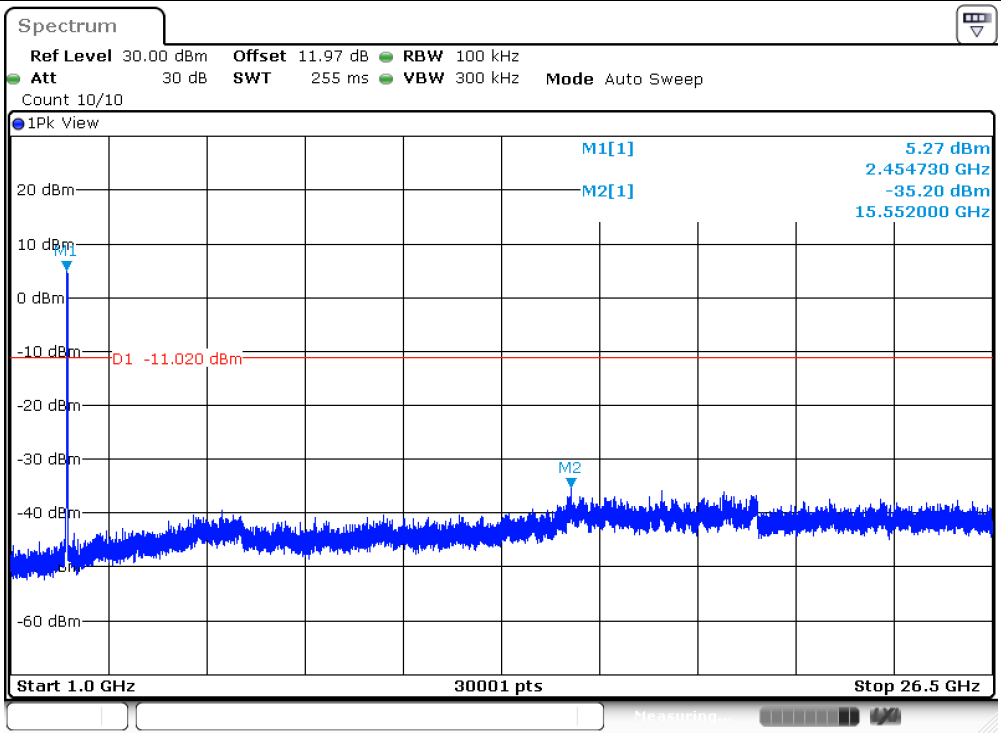

Date: 9.AUG.2024 03:35:39

11N20SISO_Ant10_2462_30~1000

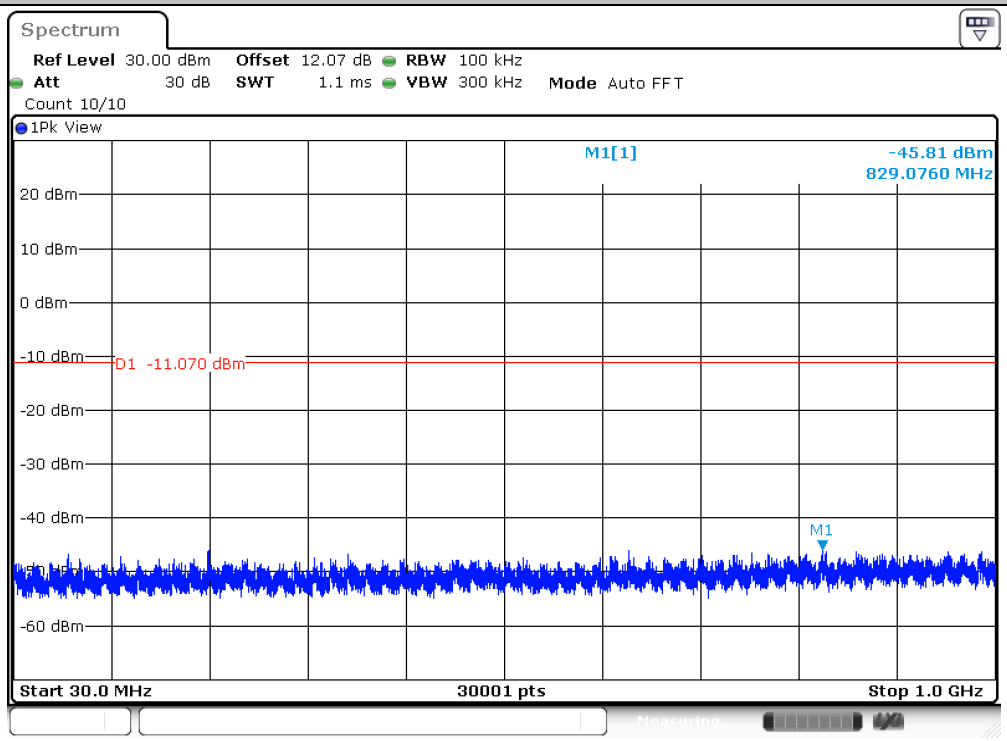

Date: 9.AUG.2024 04:52:31

11N20SISO_Ant10_2462_1000~26500

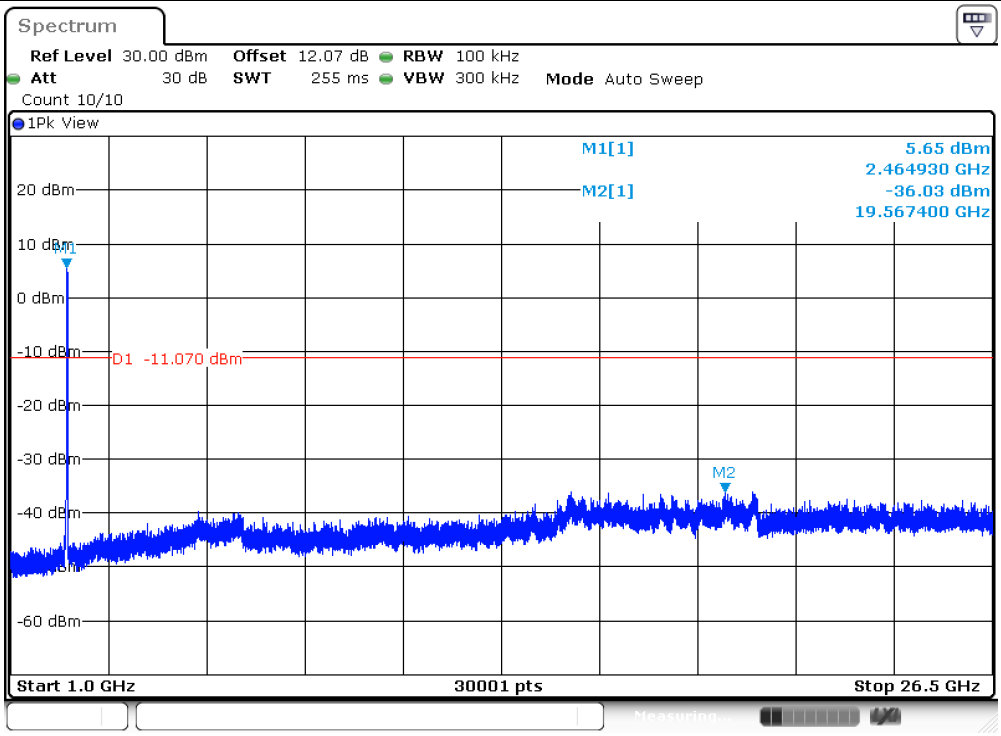

Date: 9.AUG.2024 04:52:53

11N40SISO_Ant13_2422_30~1000

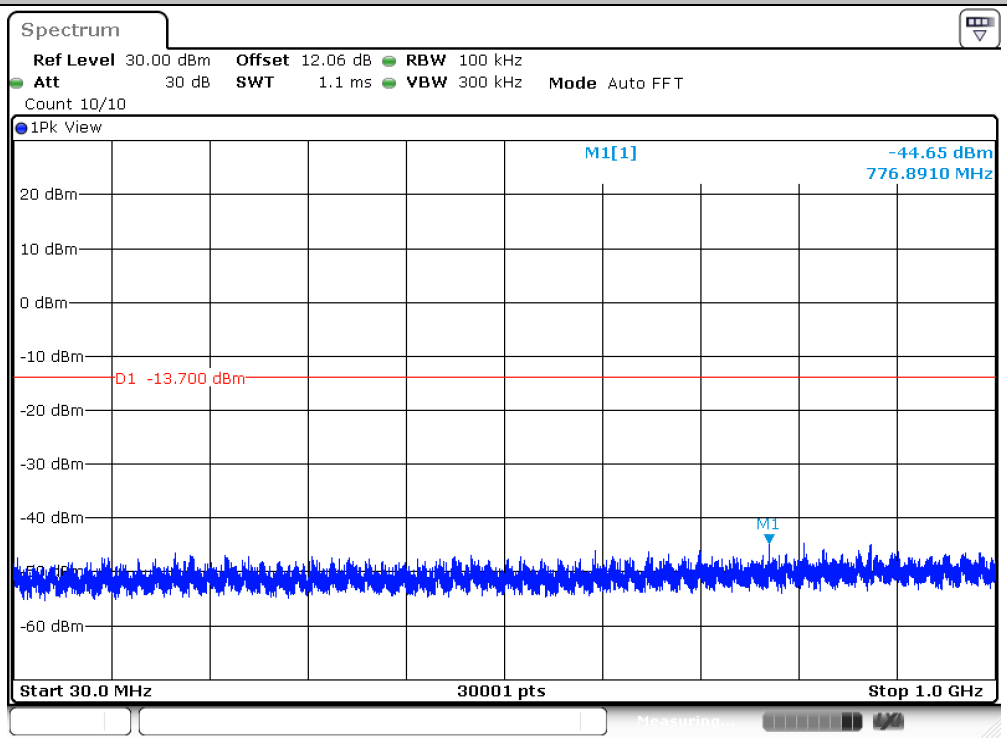

Date: 9.AUG.2024 03:39:17

11N40SISO_Ant13_2422_1000~26500

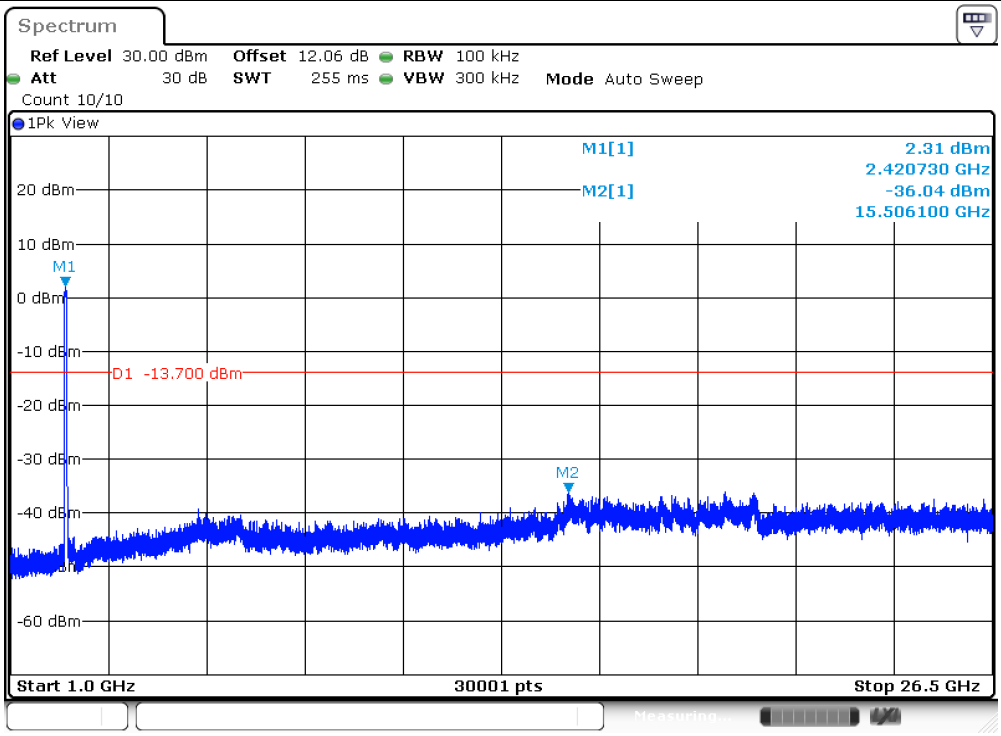

11N40SISO_Ant10_2422_30~1000

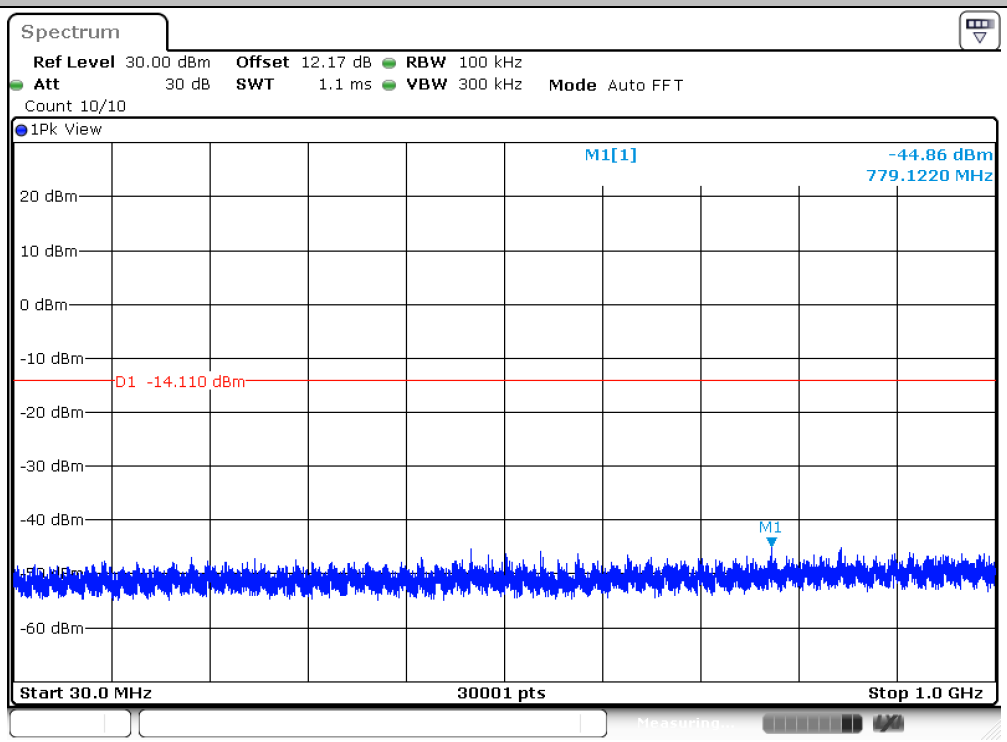

11N40SISO_Ant10_2422_1000~26500

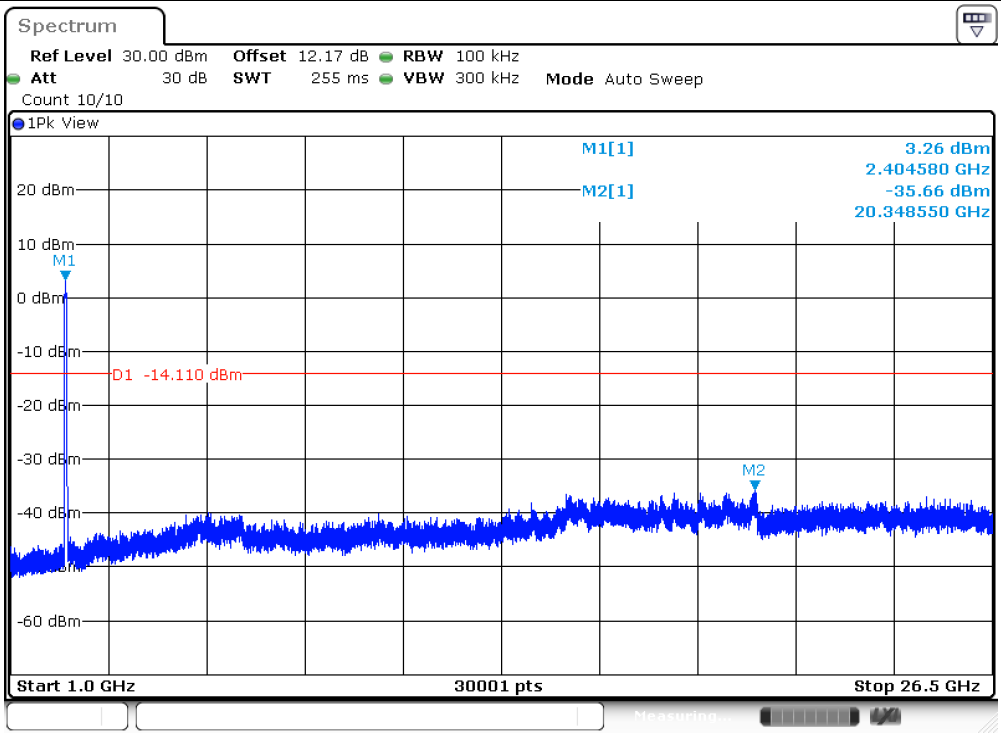

Date: 9.AUG.2024 04:56:29

11N40SISO_Ant13_2437_30~1000

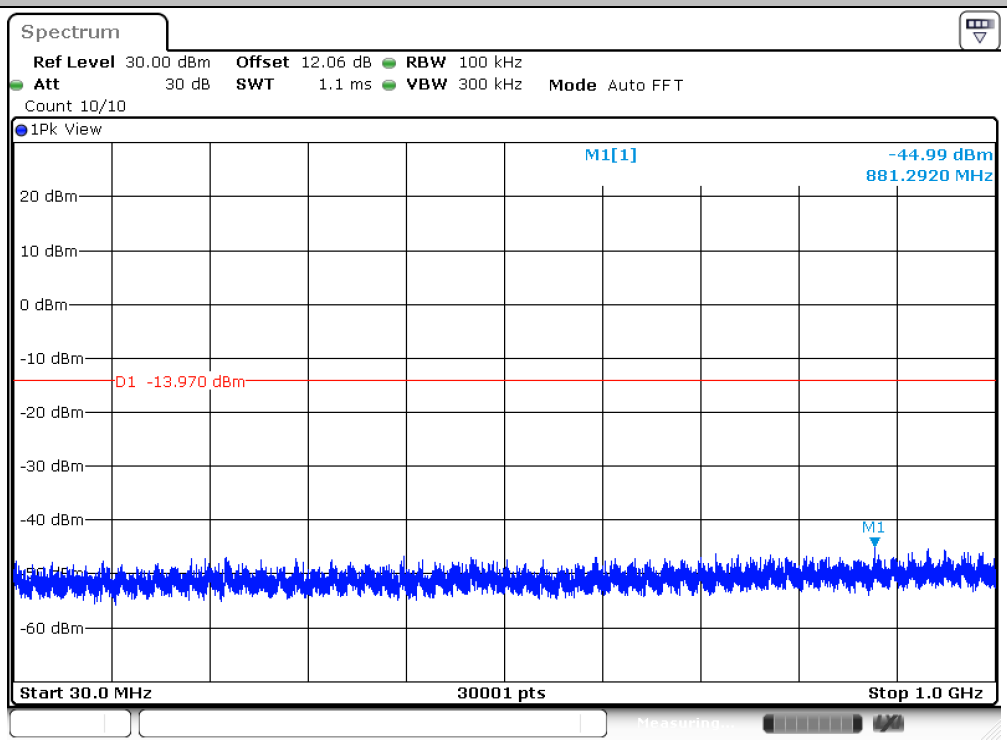

Date: 9.AUG.2024 03:41:17

11N40SISO_Ant13_2437_1000~26500

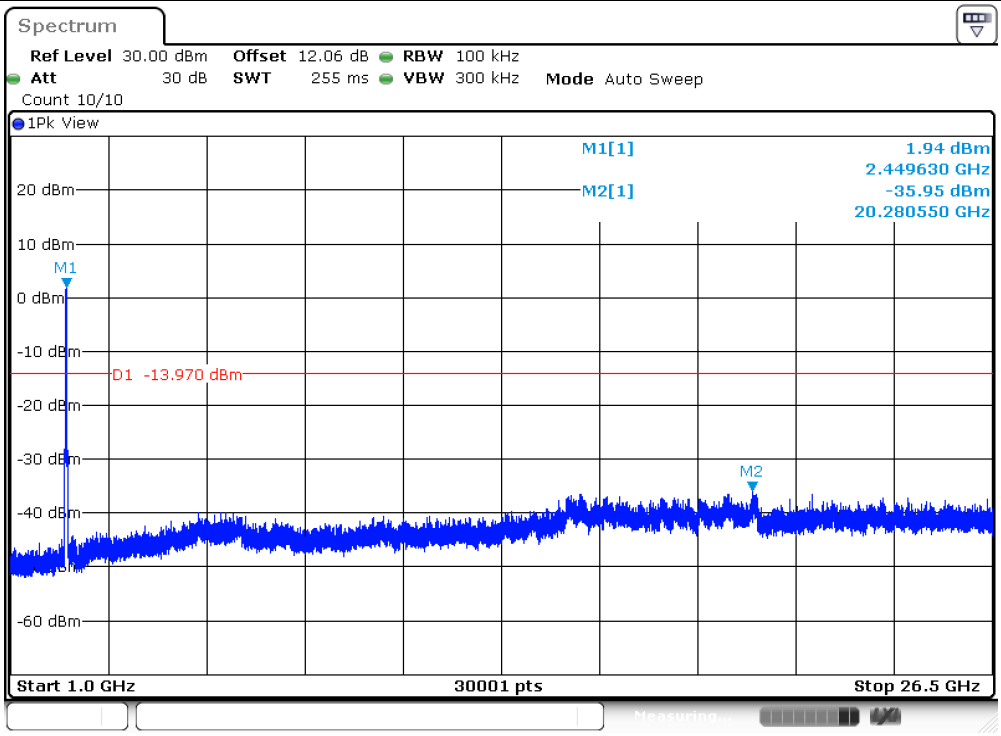

Date: 9.AUG.2024 03:41:39

11N40SISO_Ant10_2437_30~1000

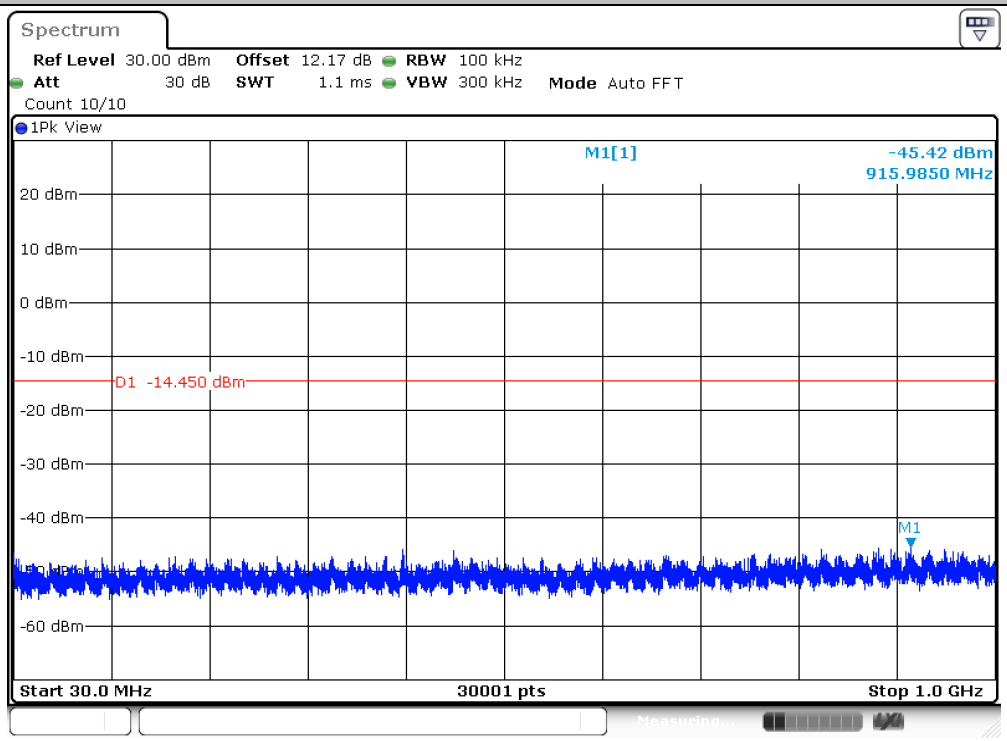

Date: 9.AUG.2024 04:57:57

11N40SISO_Ant10_2437_1000~26500

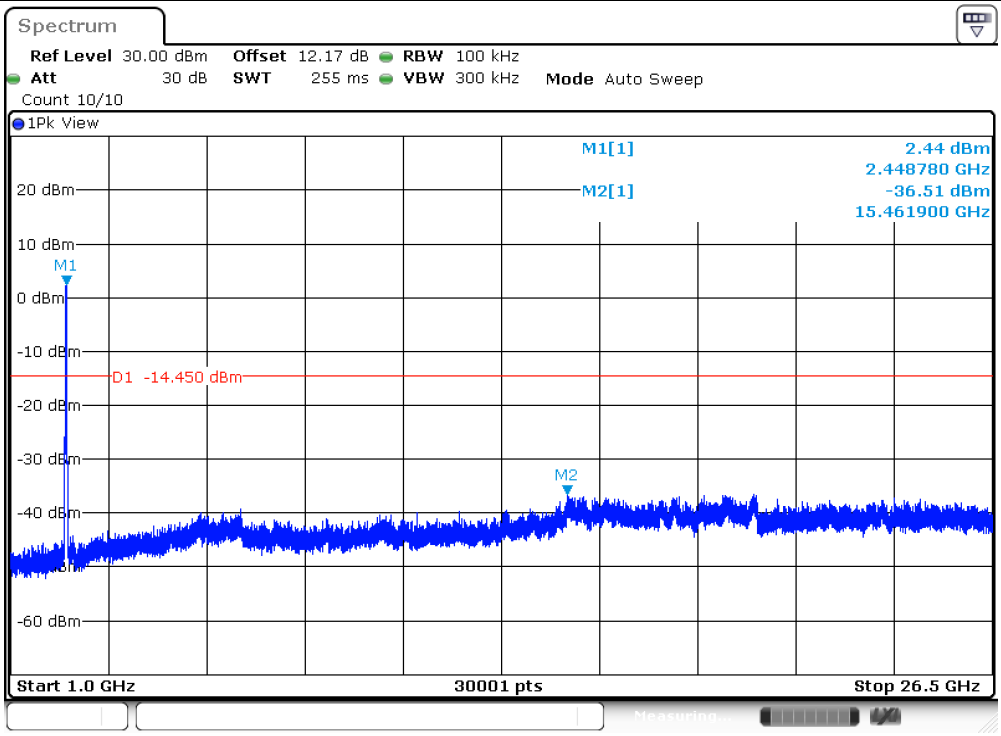

Date: 9.AUG.2024 04:58:19

11N40SISO_Ant13_2452_30~1000

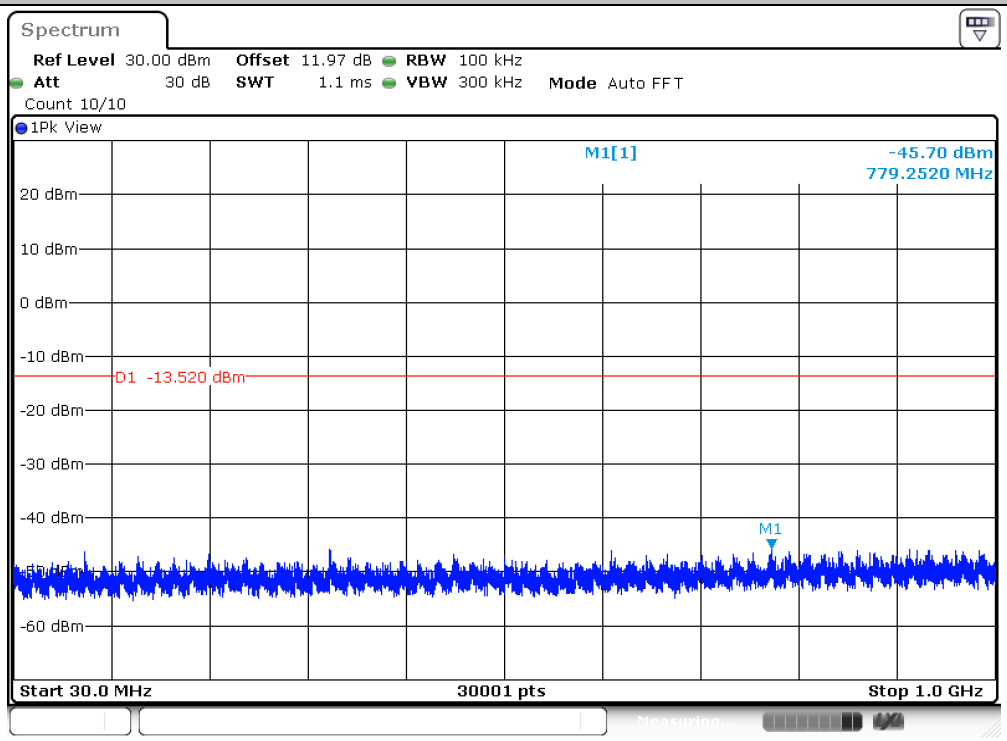

Date: 9.AUG.2024 03:43:48

11N40SISO_Ant13_2452_1000~26500

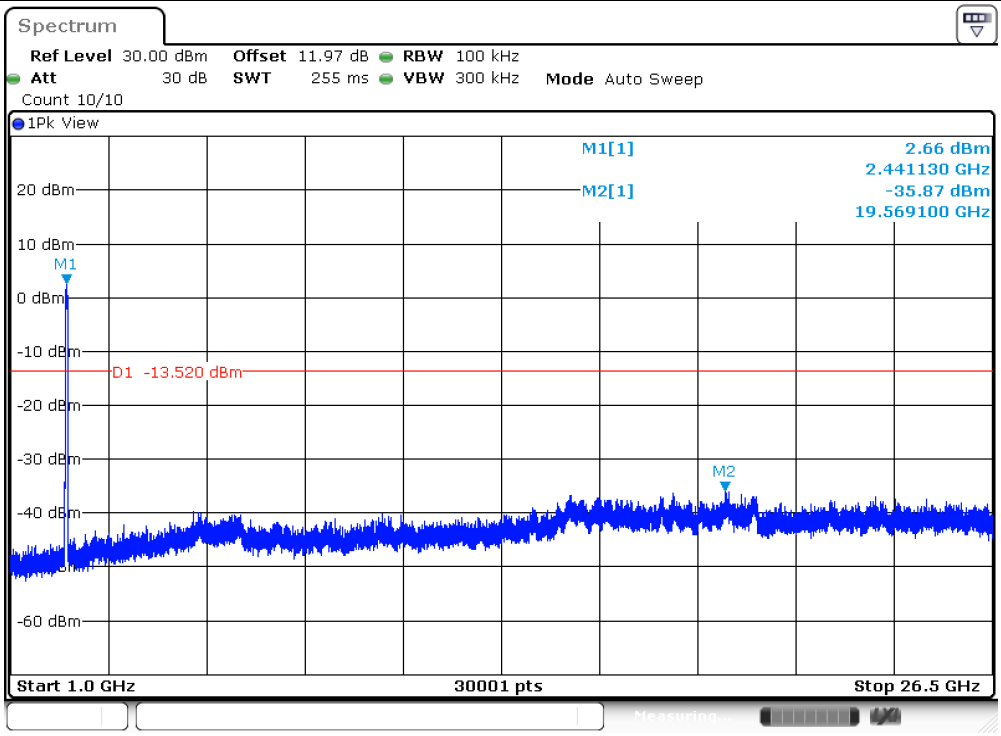

11N40SISO_Ant10_2452_30~1000

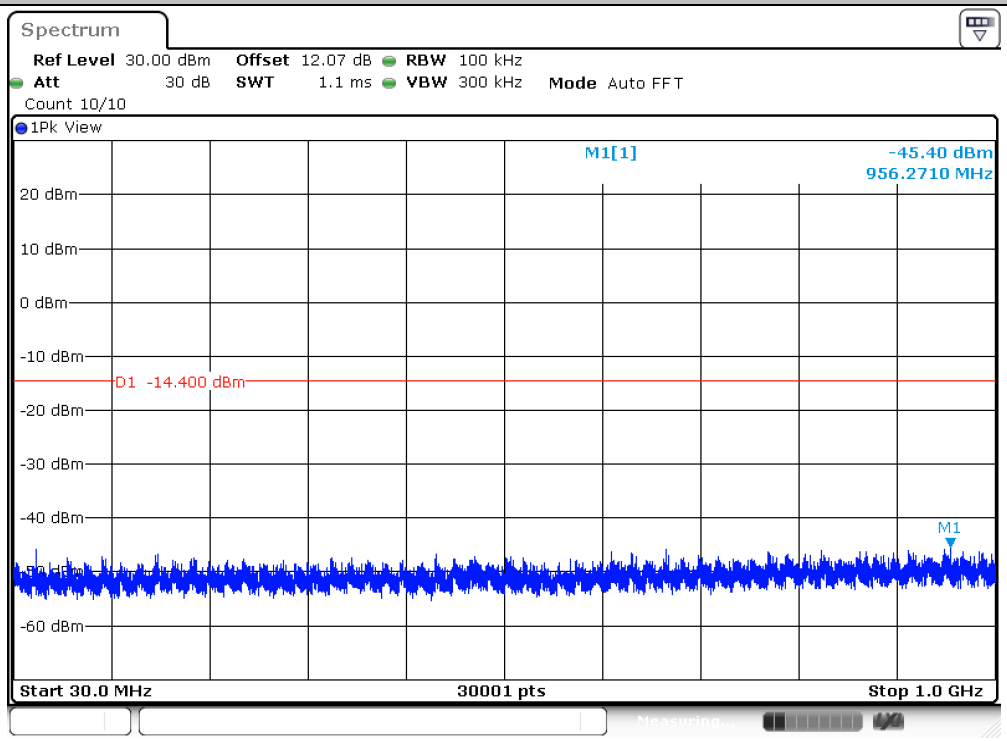

11N40SISO_Ant10_2452_1000~26500

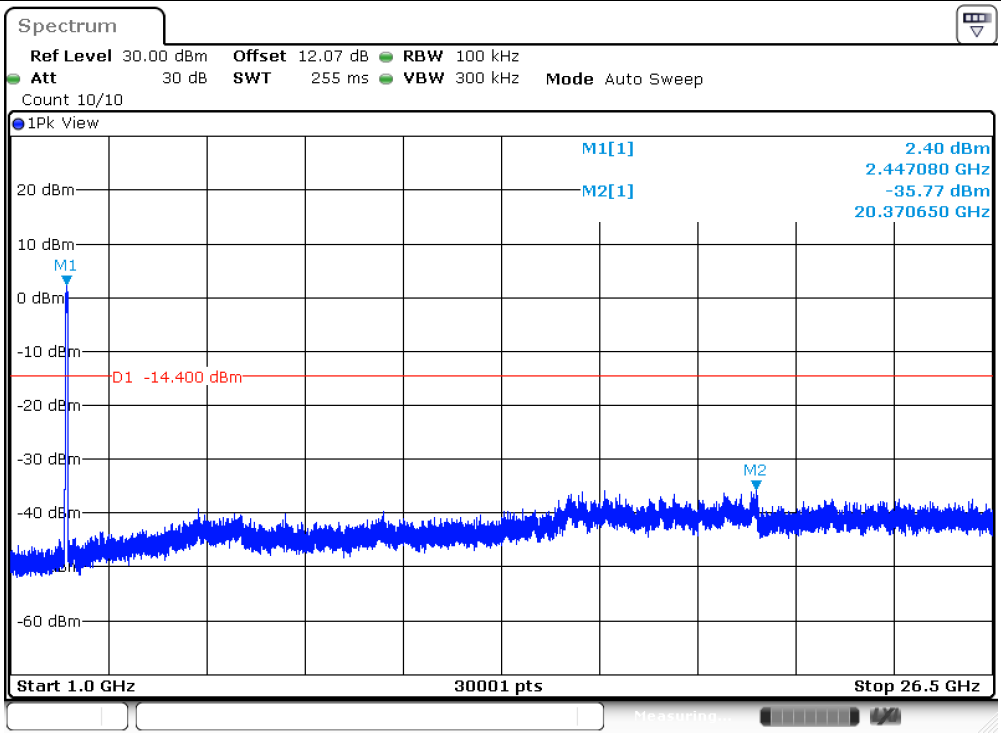

11AX20SISO_Ant13_2412_30~1000

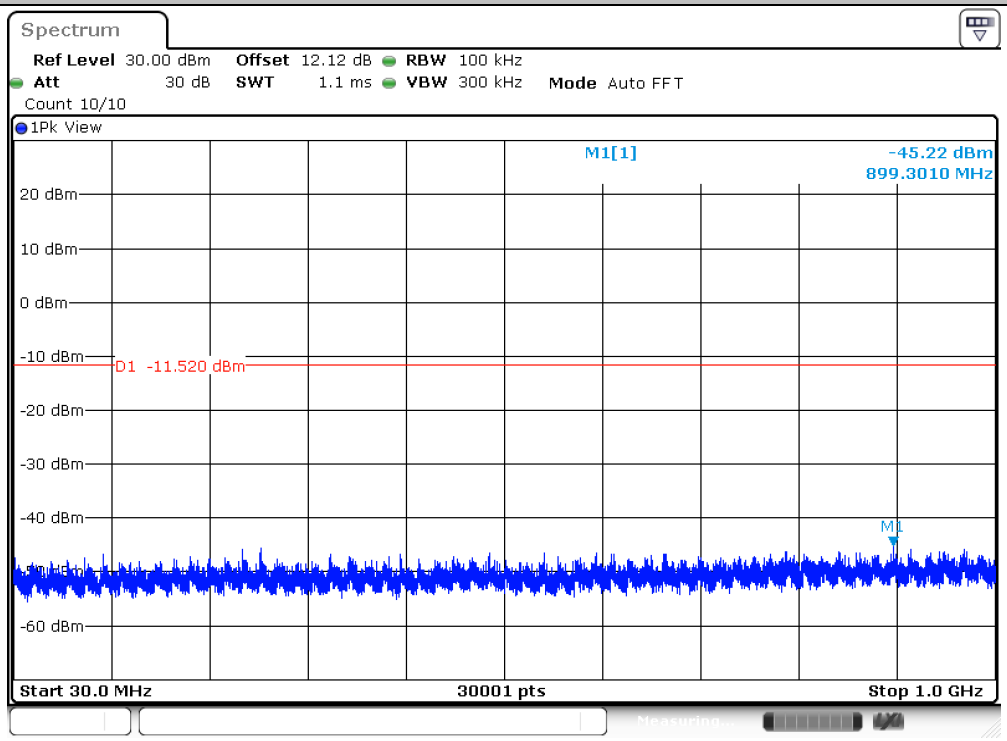

11AX20SISO_Ant13_2412_1000~26500

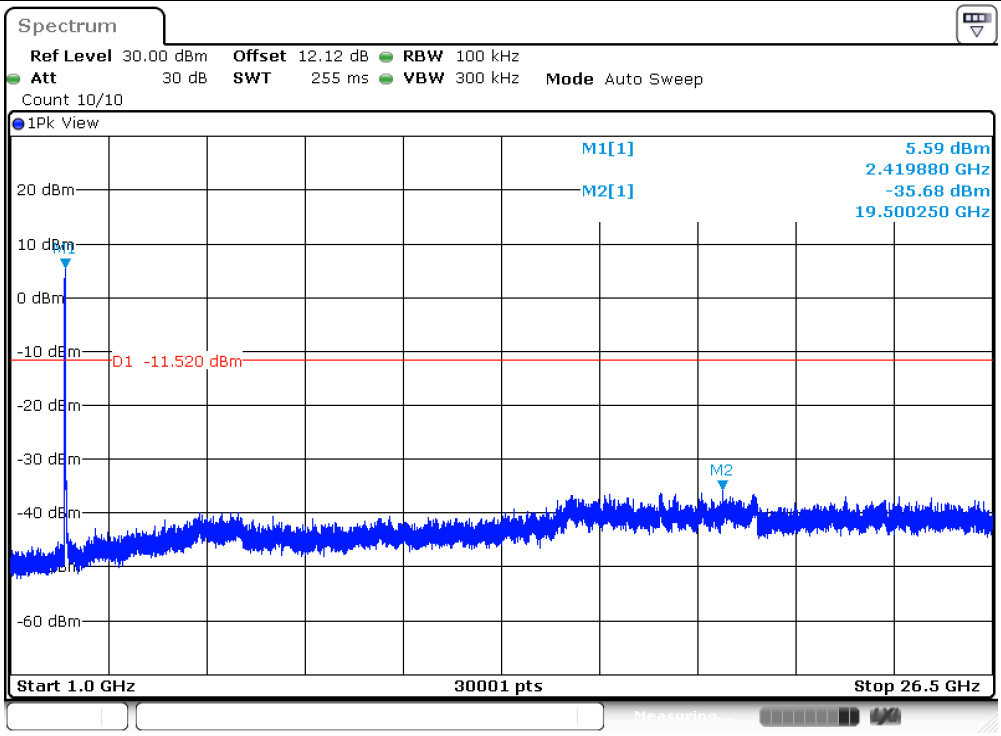

Date: 9.AUG.2024 03:47:48

11AX20SISO_Ant10_2412_30~1000

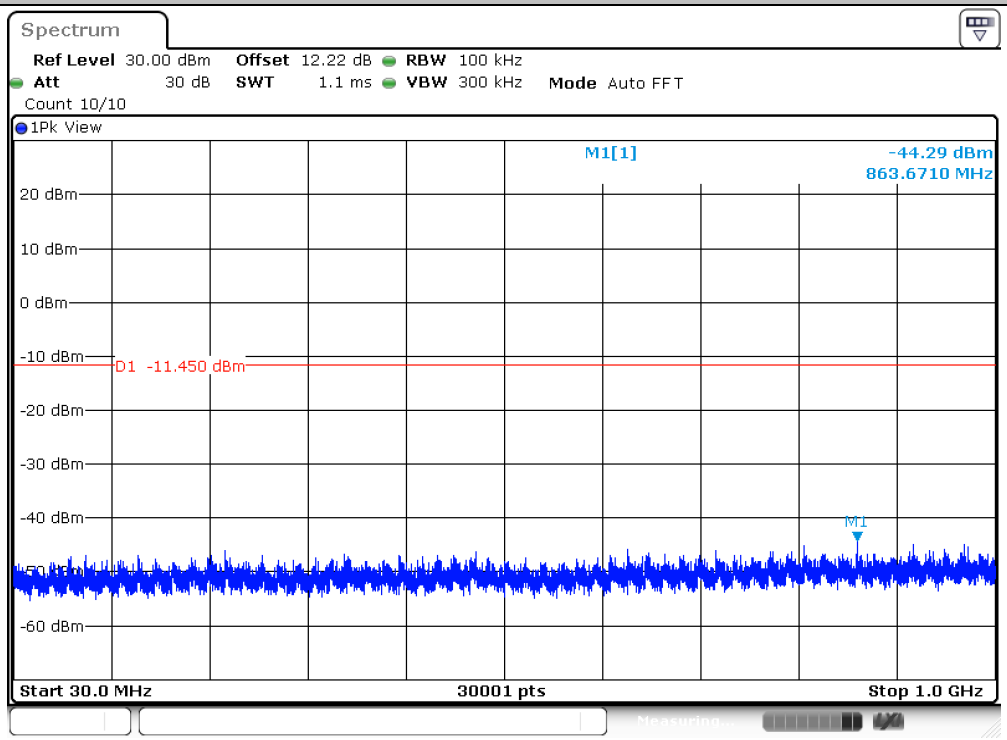

Date: 9.AUG.2024 05:09:07

11AX20SISO_Ant10_2412_1000~26500

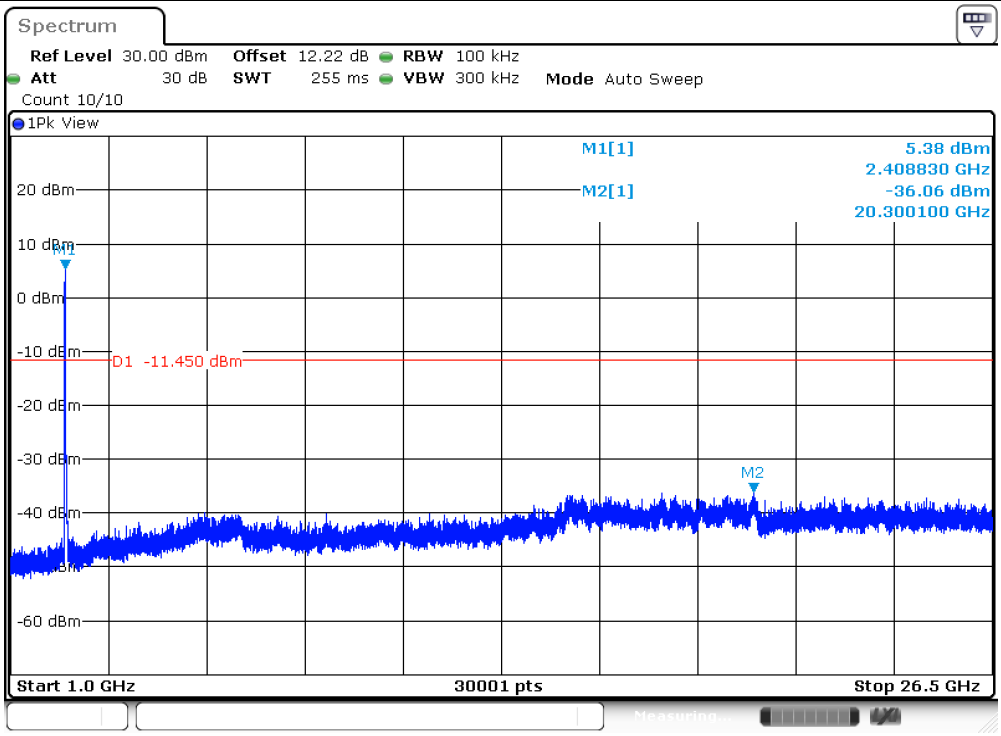

11AX20SISO_Ant13_2437_30~1000

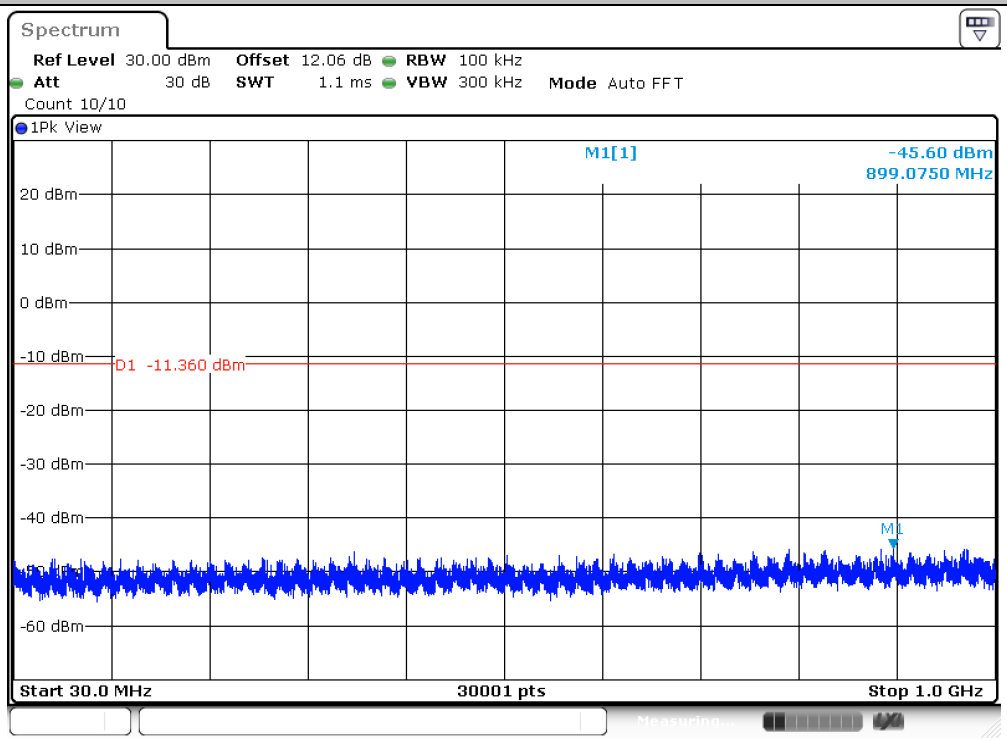

11AX20SISO_Ant13_2437_1000~26500

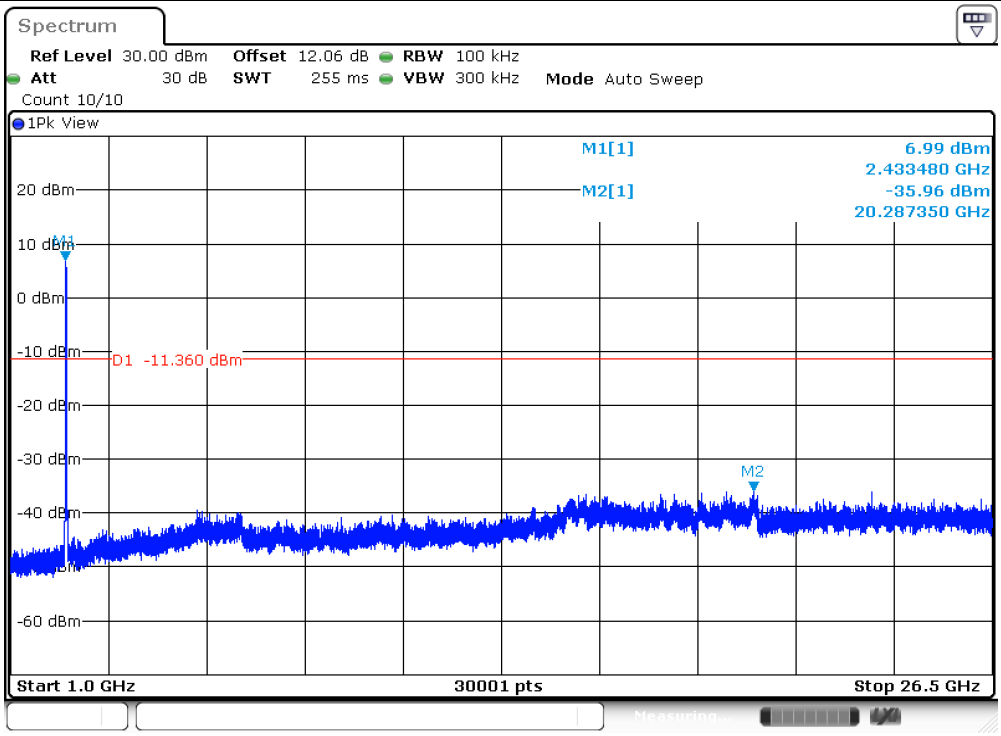

11AX20SISO_Ant10_2437_30~1000

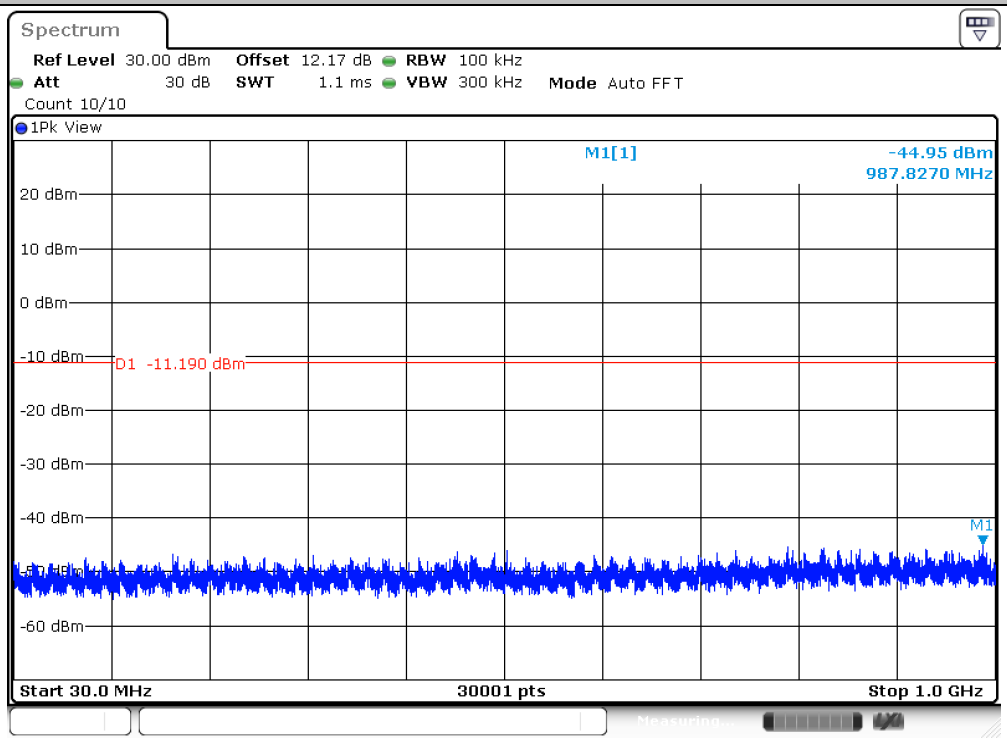

11AX20SISO_Ant10_2437_1000~26500

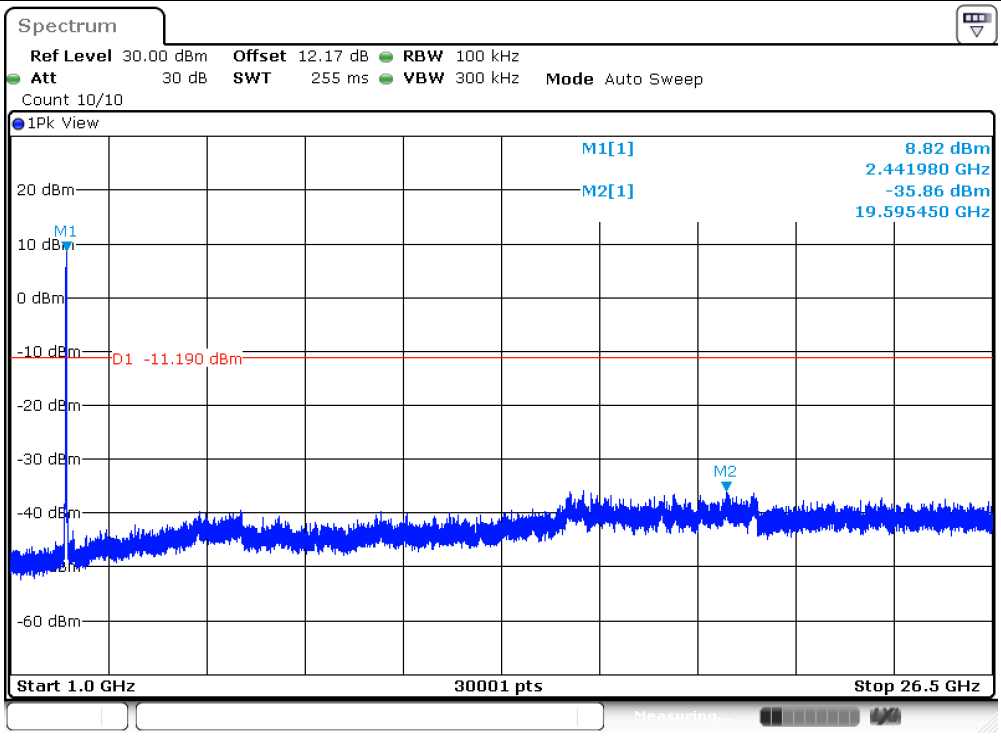

Date: 9.AUG.2024 05:18:35

11AX20SISO_Ant13_2462_30~1000

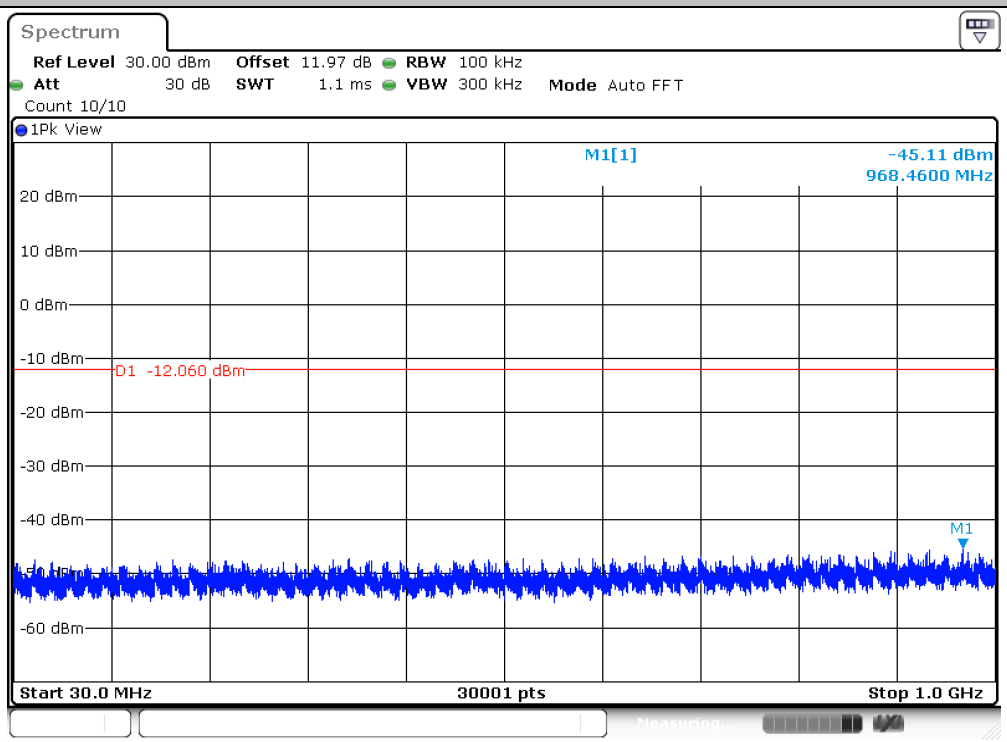

Date: 9.AUG.2024 03:53:44

11AX20SISO_Ant13_2462_1000~26500

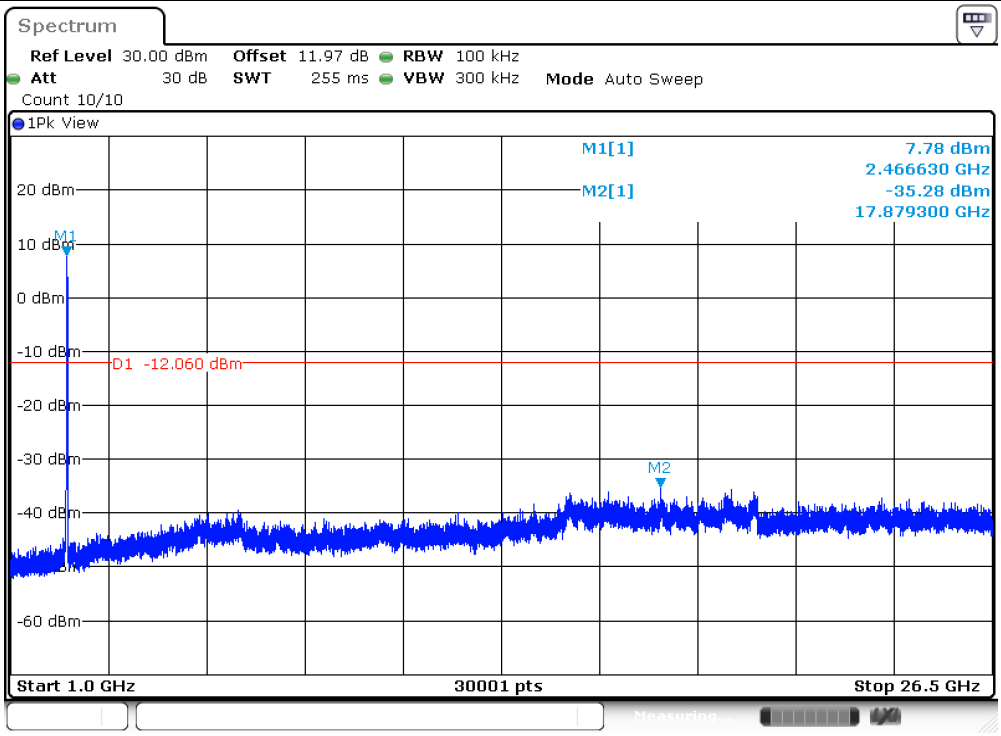

Date: 9.AUG.2024 03:54:06

11AX20SISO_Ant10_2462_30~1000

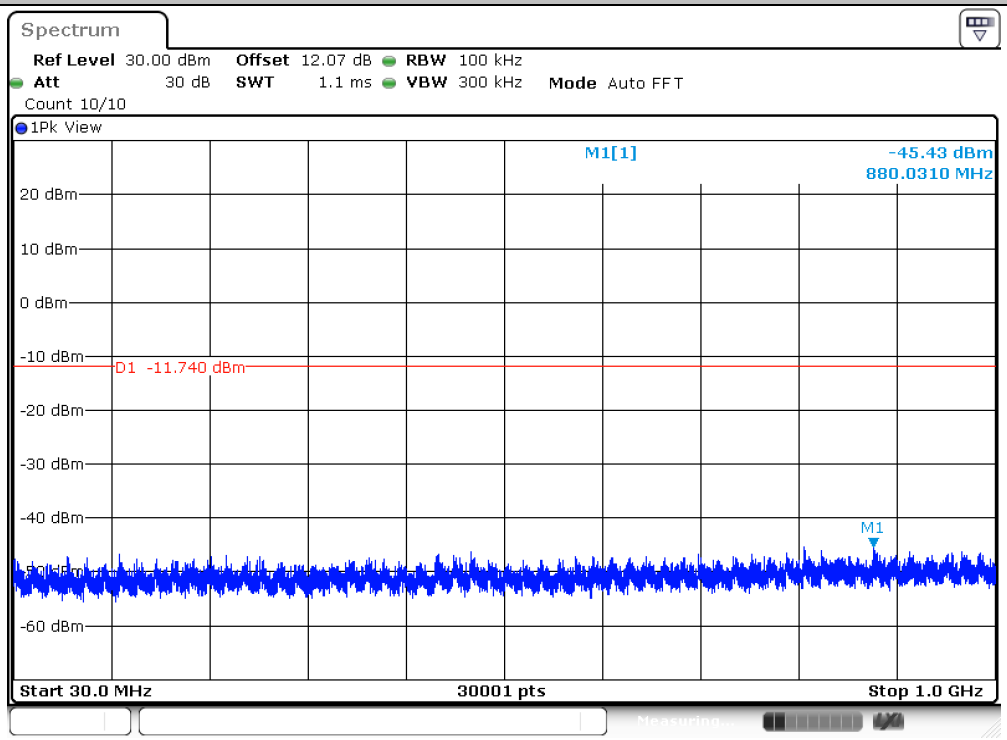

Date: 9.AUG.2024 05:30:28

11AX20SISO_Ant10_2462_1000~26500

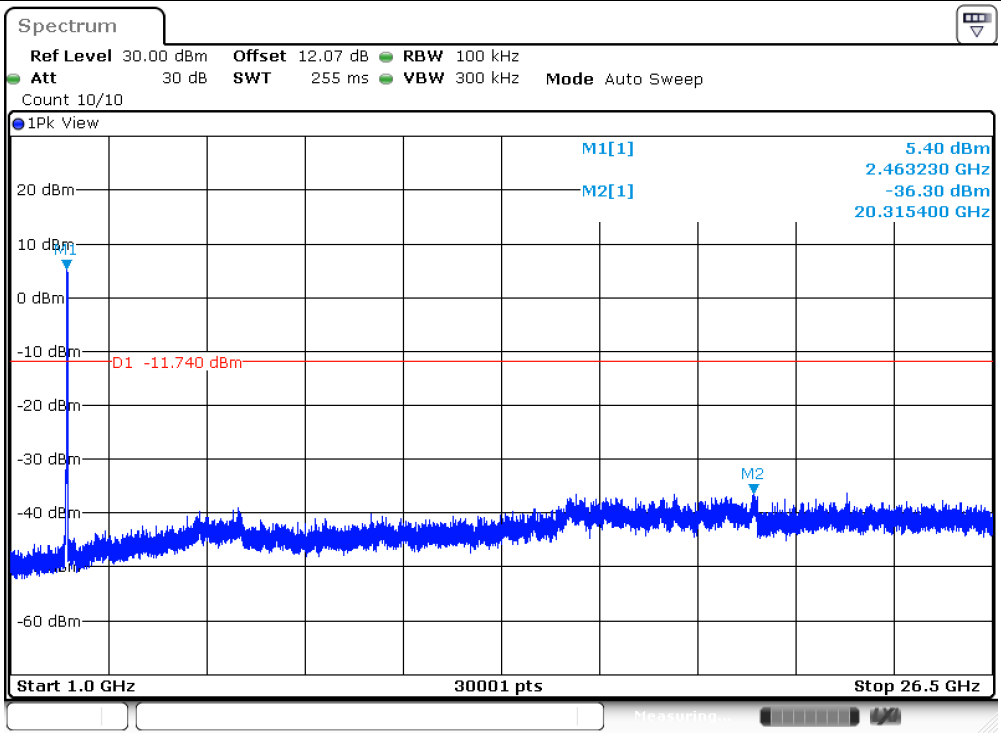

11AX40SISO_Ant13_2422_30~1000

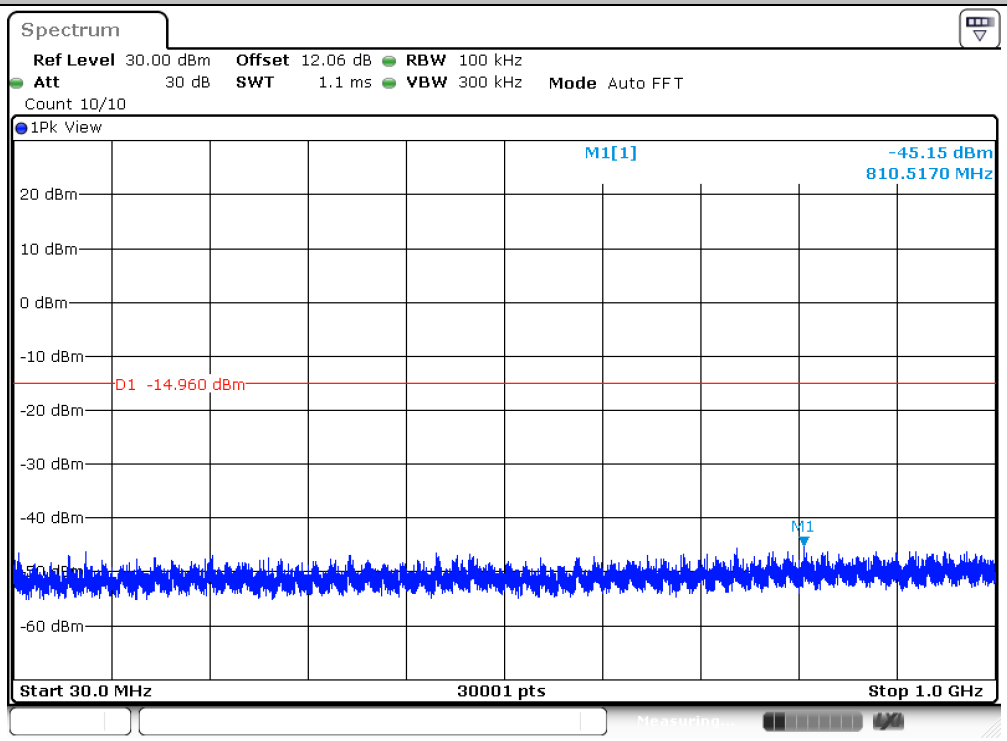

11AX40SISO_Ant13_2422_1000~26500

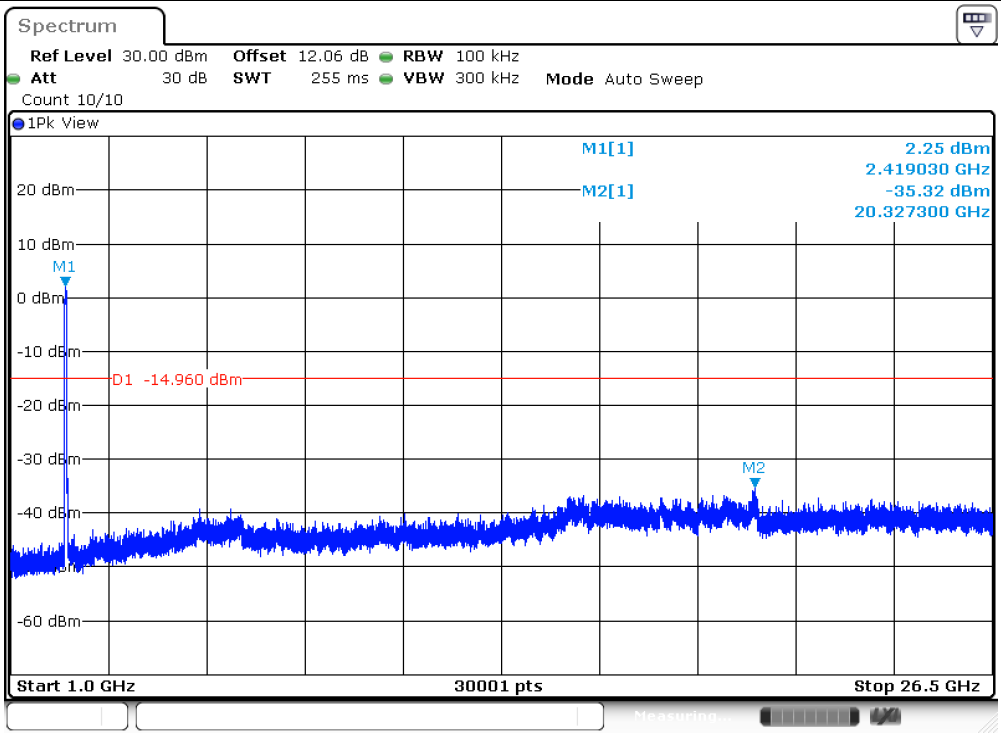

Date: 9.AUG.2024 03:57:12

11AX40SISO_Ant10_2422_30~1000

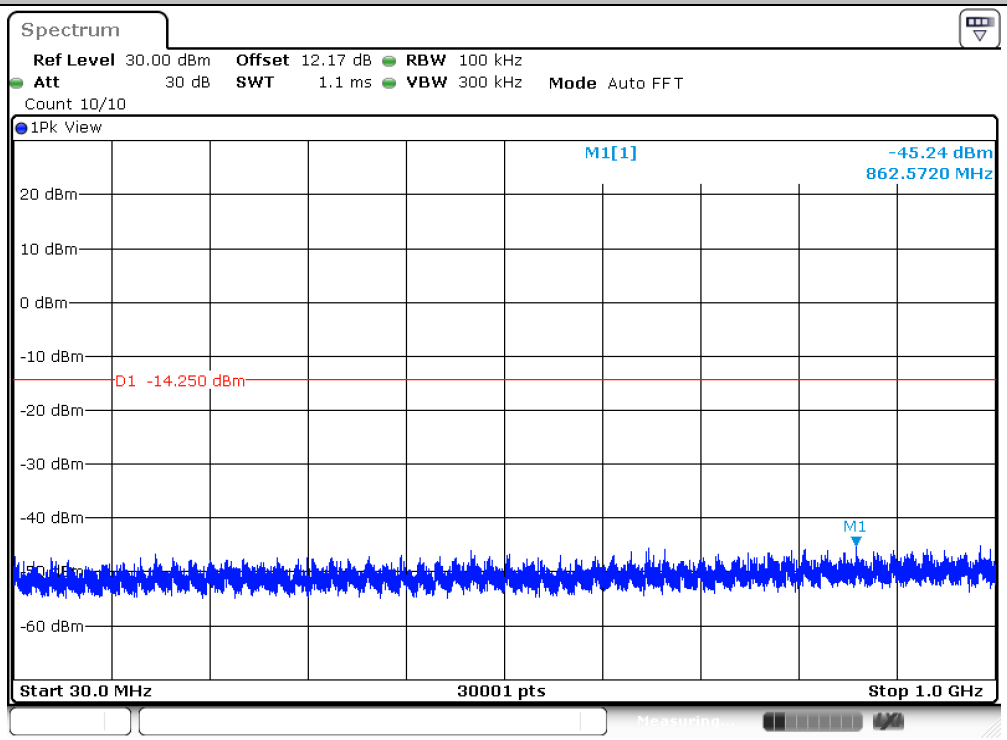

Date: 9.AUG.2024 05:34:57

11AX40SISO_Ant10_2422_1000~26500

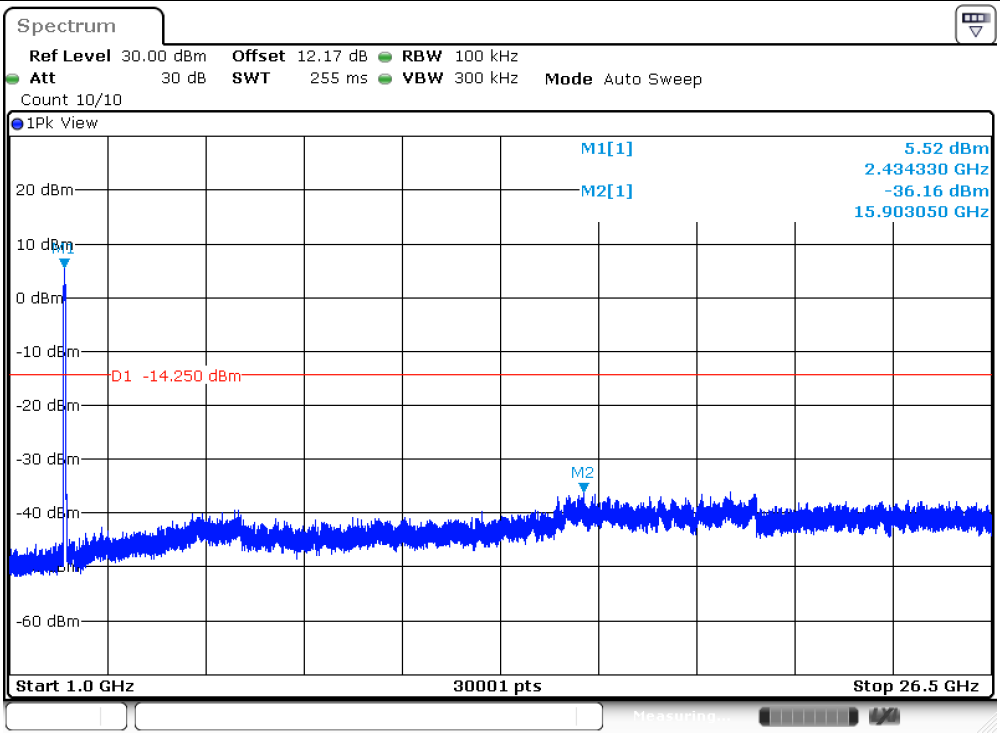

Date: 9.AUG.2024 05:35:19

11AX40SISO_Ant13_2437_30~1000

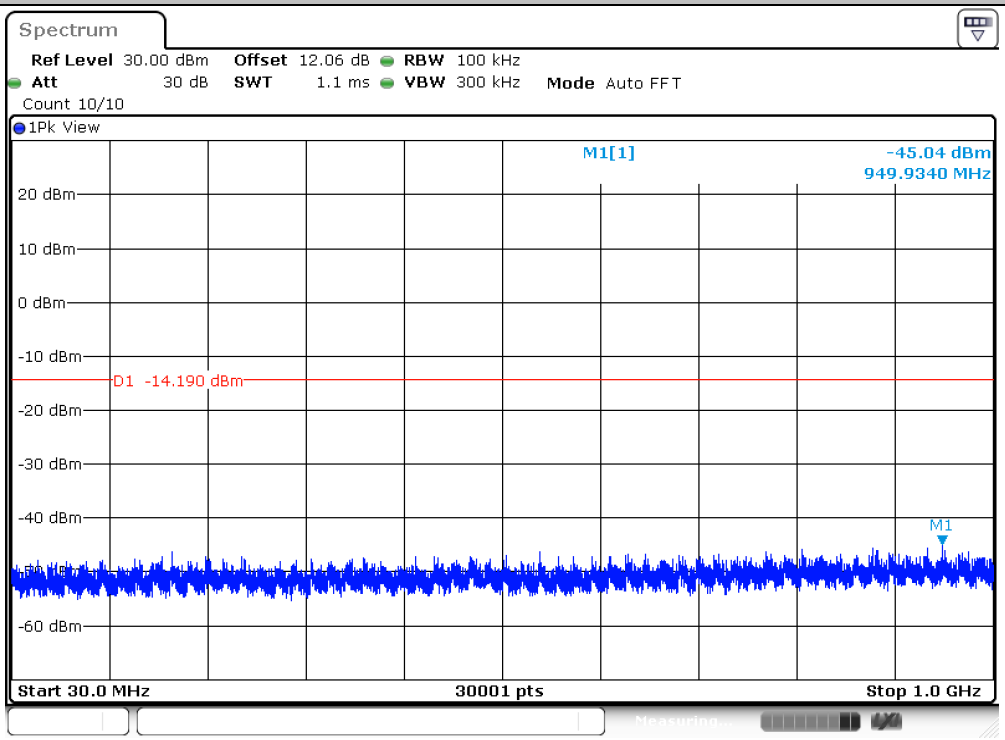

Date: 9.AUG.2024 03:58:40

11AX40SISO_Ant13_2437_1000~26500

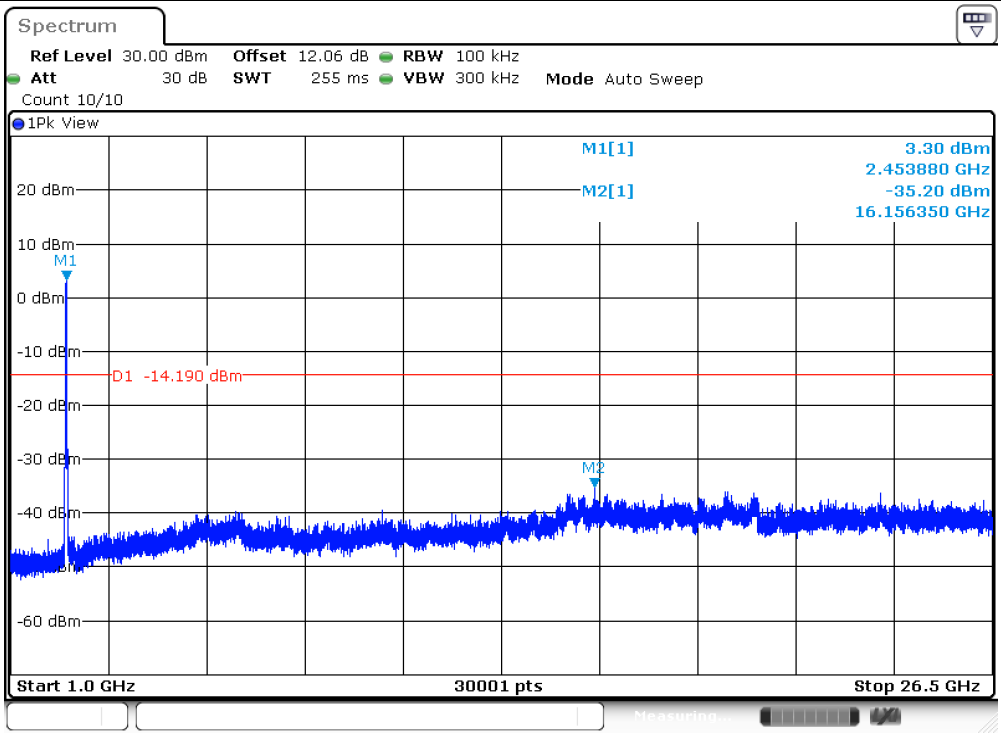

11AX40SISO_Ant10_2437_30~1000

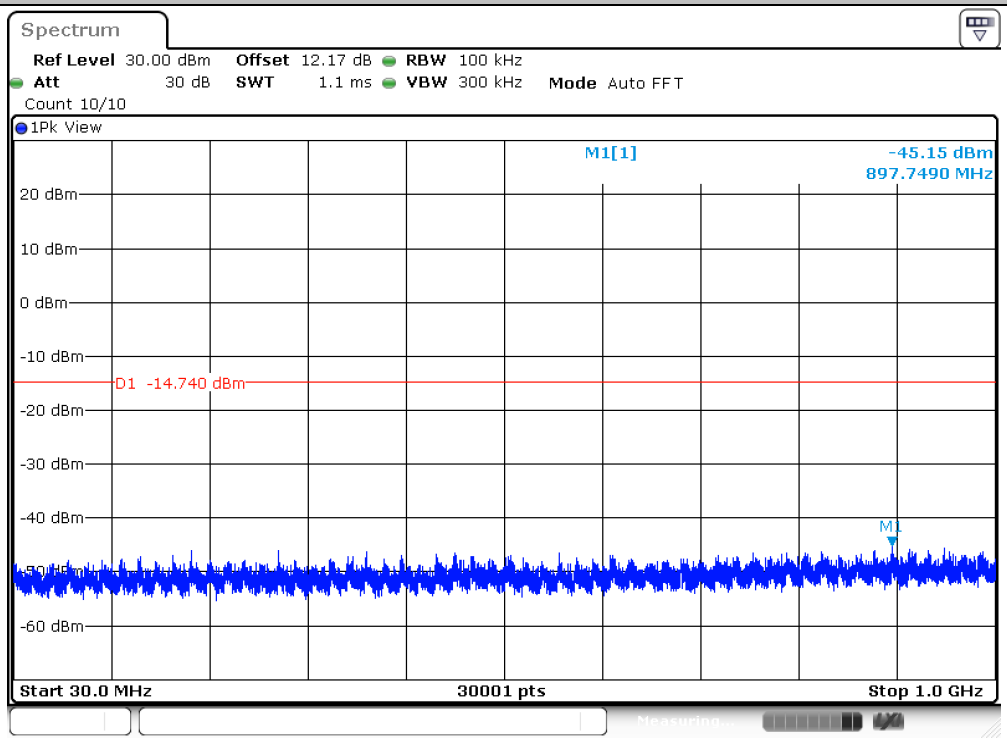

11AX40SISO_Ant10_2437_1000~26500

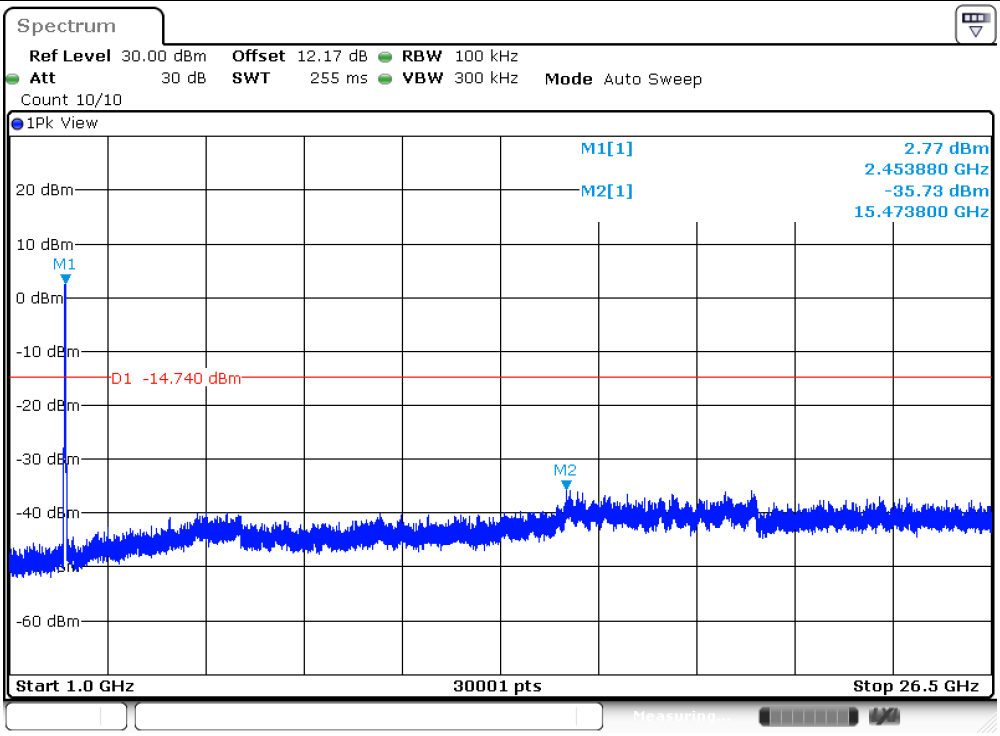

Date: 9.AUG.2024 05:37:38

11AX40SISO_Ant13_2452_30~1000

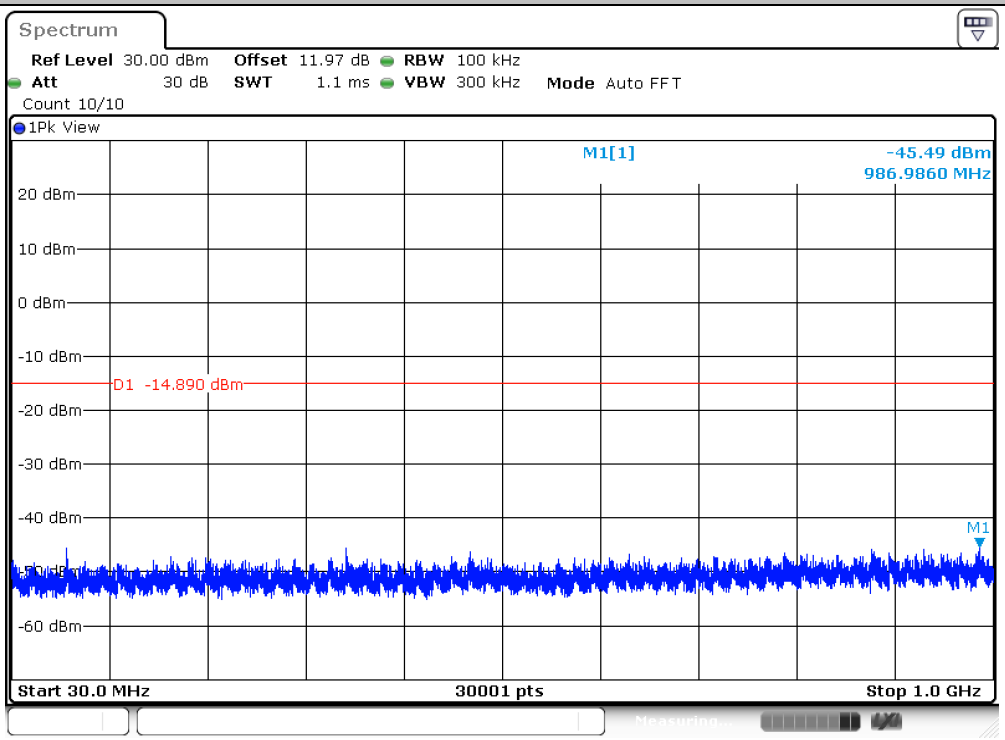

Date: 9.AUG.2024 04:00:56

11AX40SISO_Ant13_2452_1000~26500

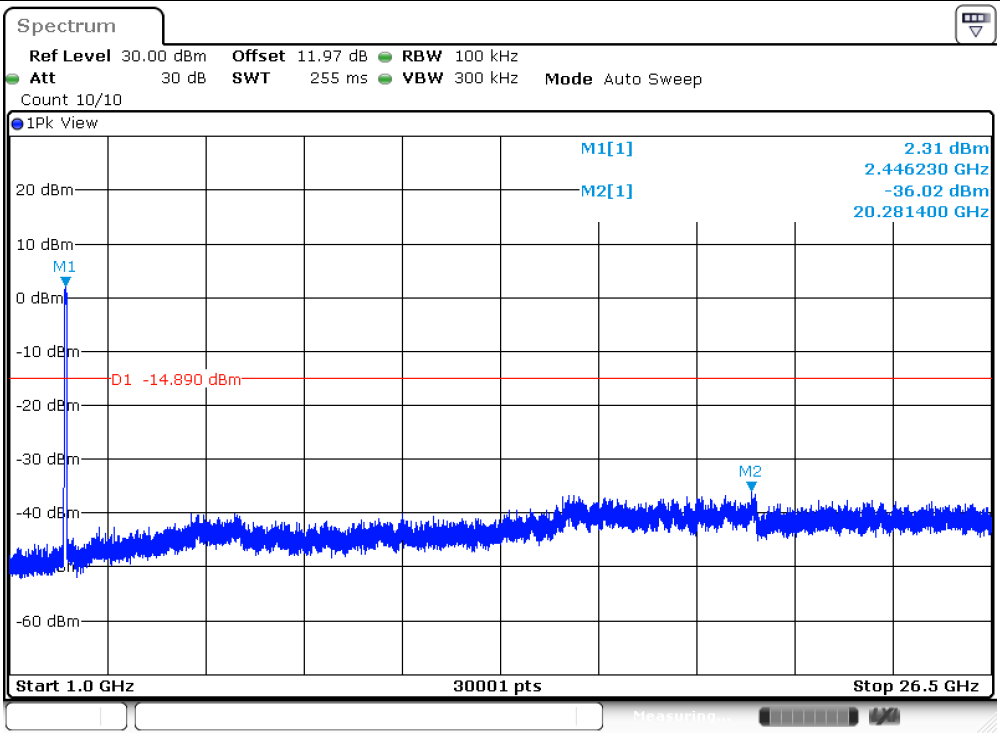

11AX40SISO_Ant10_2452_30~1000

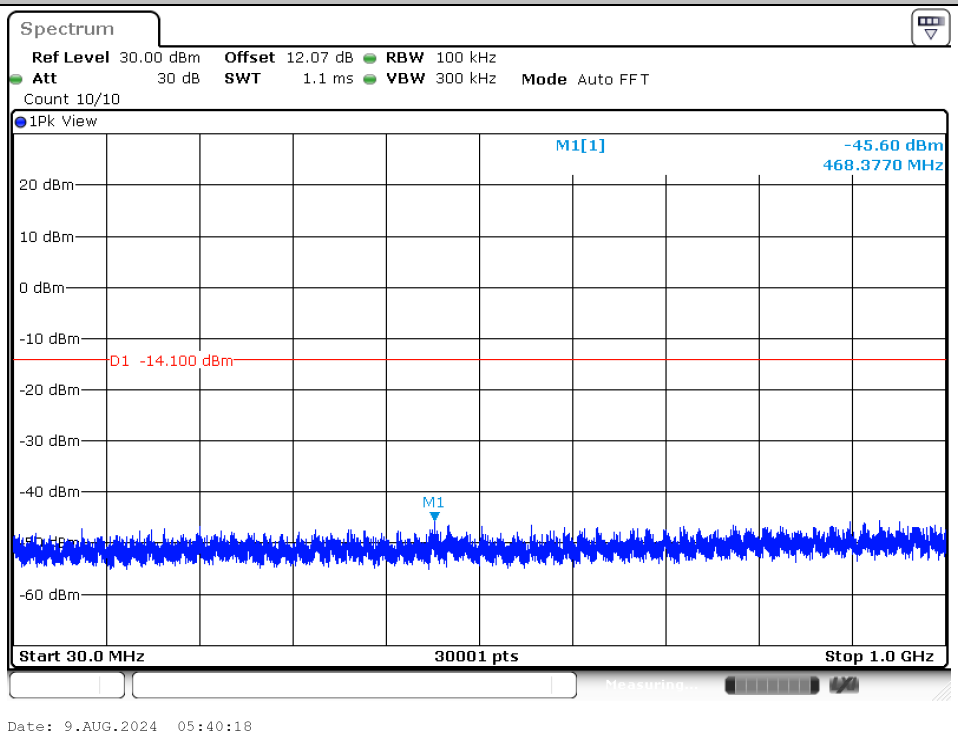

11AX40SISO_Ant10_2452_1000~26500

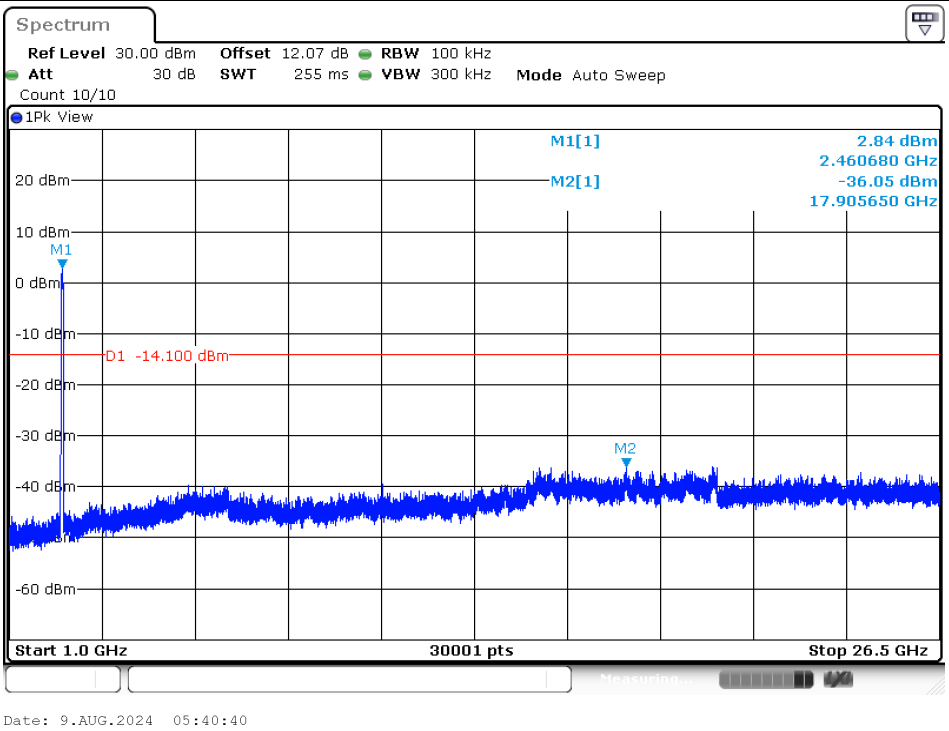

Appendix B. AC Conducted Emission Test Results

Test Engineer :	Chase Nathon	**Temperature :**	22~24℃
		Relative Humidity :	44~50%
Test Voltage :	120Vac / 60Hz	**Phase :**	Line
Remark :	All emissions not reported here are more than 10 dB below the prescribed limit.		

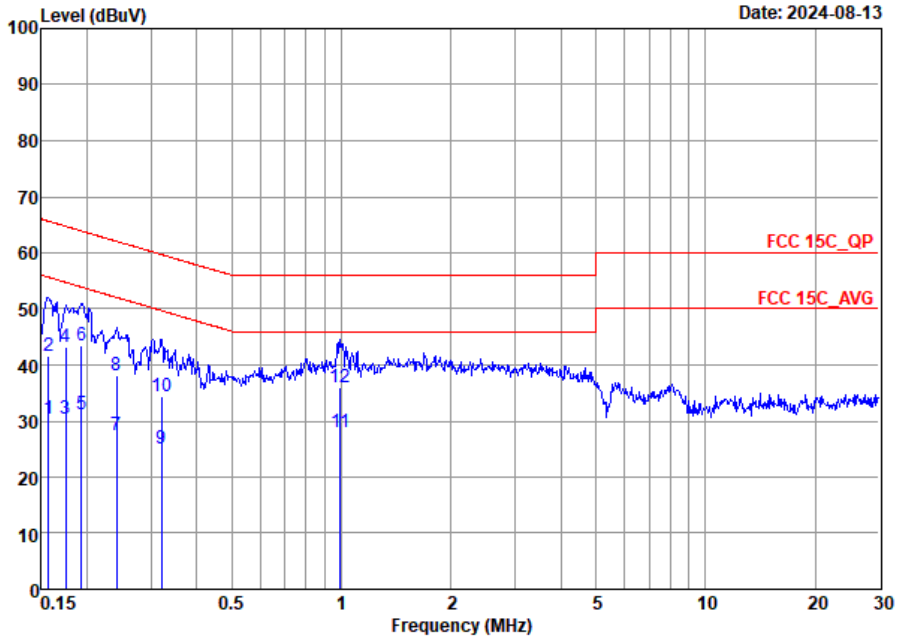

Site : CO01-SZ
Condition: FCC 15C_QP AC LISN 100063_L LINE

		Freq	Level	Over Limit	Limit Line	Read Level	LISN Factor	Cable Loss	Remark
		MHz	dBuV	dB	dBuV	dBuV	dB	dB	
1		0.16	30.37	-25.28	55.65	9.89	10.34	10.14	Average
2		0.16	41.57	-24.08	65.65	21.09	10.34	10.14	QP
3		0.17	30.52	-24.20	54.72	10.11	10.27	10.14	Average
4		0.17	43.32	-21.40	64.72	22.91	10.27	10.14	QP
5		0.19	31.19	-22.70	53.89	10.60	10.44	10.15	Average
6		0.19	43.49	-20.40	63.89	22.90	10.44	10.15	QP
7		0.24	27.33	-24.71	52.04	7.00	10.18	10.15	Average
8		0.24	38.23	-23.81	62.04	17.90	10.18	10.15	QP
9		0.32	25.17	-24.54	49.71	4.89	10.12	10.16	Average
10		0.32	34.27	-25.44	59.71	13.99	10.12	10.16	QP
11	*	0.99	27.92	-18.08	46.00	7.50	10.26	10.16	Average
12		0.99	35.92	-20.08	56.00	15.50	10.26	10.16	QP

Test Engineer :	Chase Nathon	**Temperature :**	22~24℃
		Relative Humidity :	44~50%
Test Voltage :	120Vac / 60Hz	**Phase :**	Neutral
Remark :	All emissions not reported here are more than 10 dB below the prescribed limit.		

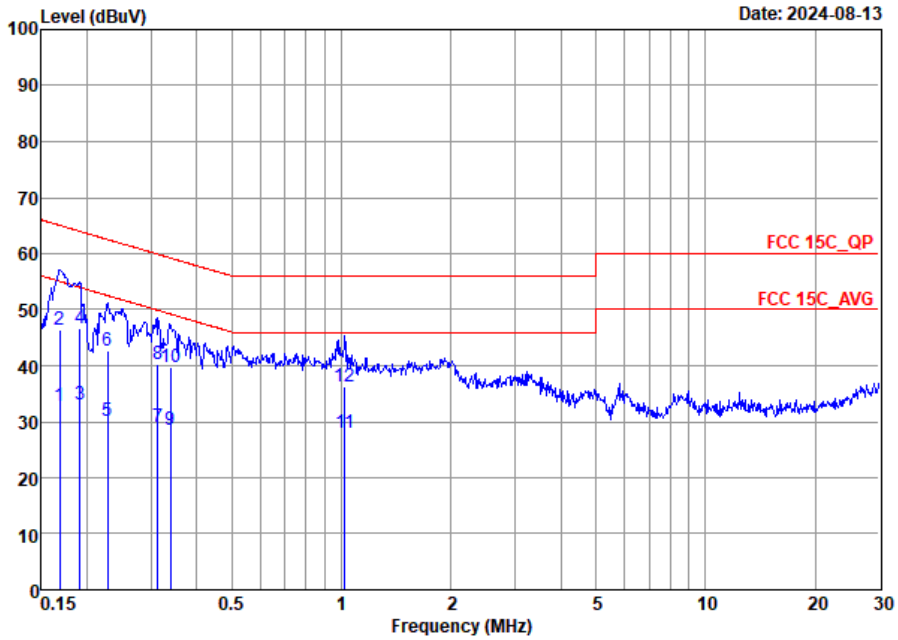

Site : CO01-SZ
Condition: FCC 15C_QP AC LISN 100063_N NEUTRAL

		Freq	Level	Over Limit	Limit Line	Read Level	LISN Factor	Cable Loss	Remark
		MHz	dBuV	dB	dBuV	dBuV	dB	dB	
1		0.17	32.72	-22.31	55.03	12.10	10.48	10.14	Average
2		0.17	46.42	-18.61	65.03	25.80	10.48	10.14	QP
3		0.19	32.98	-21.00	53.98	12.50	10.33	10.15	Average
4	*	0.19	46.78	-17.20	63.98	26.30	10.33	10.15	QP
5		0.23	30.25	-22.27	52.52	9.90	10.20	10.15	Average
6		0.23	42.75	-19.77	62.52	22.40	10.20	10.15	QP
7		0.31	29.09	-20.79	49.88	8.50	10.44	10.15	Average
8		0.31	40.29	-19.59	59.88	19.70	10.44	10.15	QP
9		0.34	28.42	-20.80	49.22	7.90	10.36	10.16	Average
10		0.34	39.62	-19.60	59.22	19.10	10.36	10.16	QP
11		1.02	27.98	-18.02	46.00	7.60	10.22	10.16	Average
12		1.02	36.28	-19.72	56.00	15.90	10.22	10.16	QP

Note:

1. Level(dBμV) = Read Level(dBμV) + LISN Factor(dB) + Cable Loss(dB)
2. Over Limit(dB) = Level(dBμV) – Limit Line(dBμV)

Appendix C. Radiated Spurious Emission Test Data

Test Engineer :	Reid Huang	Relative Humidity :	50%
		Temperature :	20-24℃

Radiated Spurious Emission Test Modes

Mode	Band (MHz)	Antenna	Modulation	Channel	Frequency	Data Rate	RU	Remark
Mode 31	2400-2483.5	CDD 13+10	802.11b	01	2412	1Mbps	-	-
Mode 32	2400-2483.5	CDD 13+10	802.11b	06	2437	1Mbps	-	-
Mode 33	2400-2483.5	CDD 13+10	802.11b	11	2462	1Mbps	-	-
Mode 34	2400-2483.5	CDD 13+10	802.11g	01	2412	6Mbps	-	-
Mode 35	2400-2483.5	CDD 13+10	802.11g	06	2437	6Mbps	-	-
Mode 36	2400-2483.5	CDD 13+10	802.11g	11	2462	6Mbps	-	-
Mode 37	2400-2483.5	CDD 13+10	802.11n HT20	01	2412	MCS0	-	-
Mode 38	2400-2483.5	CDD 13+10	802.11n HT20	06	2437	MCS0	-	-
Mode 39	2400-2483.5	CDD 13+10	802.11n HT20	11	2462	MCS0	-	-
Mode 40	2400-2483.5	CDD 13+10	802.11n HT40	03	2422	MCS0	-	-
Mode 41	2400-2483.5	CDD 13+10	802.11n HT40	09	2452	MCS0	-	-
Mode 42	2400-2483.5	CDD 13+10	802.11ax HE20	01	2412	MCS0	Full RU	-
Mode 43	2400-2483.5	CDD 13+10	802.11ax HE20	06	2437	MCS0	Full RU	-
Mode 44	2400-2483.5	CDD 13+10	802.11ax HE20	11	2462	MCS0	Full RU	-
Mode 45	2400-2483.5	CDD 13+10	802.11ax HE40	03	2422	MCS0	Full RU	-
Mode 46	2400-2483.5	CDD 13+10	802.11ax HE40	09	2452	MCS0	Full RU	-
Mode 47	2400-2483.5	CDD 13+10	802.11ax HE20	01	2412	MCS0	Single RU 106/53	-
Mode 48	2400-2483.5	CDD 13+10	802.11ax HE20	11	2462	MCS0	Single RU106/54	-
Mode 49	2400-2483.5	CDD 13+10	802.11be EHT20	01	2412	MCS0	Full RU	-
Mode 50	2400-2483.5	CDD 13+10	802.11be EHT20	06	2437	MCS0	Full RU	-
Mode 51	2400-2483.5	CDD 13+10	802.11be EHT20	11	2462	MCS0	Full RU	-
Mode 52	2400-2483.5	CDD 13+10	802.11be EHT40	03	2422	MCS0	Full RU	-
Mode 53	2400-2483.5	CDD 13+10	802.11be EHT40	09	2452	MCS0	Full RU	-
Mode 54	2400-2483.5	CDD 13+10	802.11be EHT20	01	2412	MCS0	Single RU 106/53	-
Mode 55	2400-2483.5	CDD 13+10	802.11be EHT20	11	2462	MCS0	Single RU 52/40	-
Mode 56	2400-2483.5	CDD 13+10	802.11be EHT20	01	2412	MCS0	Small RU 52+26 Index38+1	-
Mode 57	2400-2483.5	CDD 13+10	802.11be EHT20	11	2462	MCS0	Small RU 52+26 Index39+7	-
Mode 58	2400-2483.5	CDD 13+10	802.11be EHT20	01	2412	MCS0	Small RU 106+26 Index53+4	-
Mode 59	2400-2483.5	CDD 13+10	802.11be EHT20	11	2462	MCS0	Small RU 106+26 Index54+4	-
Mode 60	2400-2483.5	CDD 13+10	802.11ax HE20	01	2412	MCS0	Full RU	LF
Mode 61	2400-2483.5	SISO 13	802.11b	01	2412	1Mbps	-	-
Mode 62	2400-2483.5	SISO 13	802.11b	06	2437	1Mbps	-	-
Mode 63	2400-2483.5	SISO 13	802.11b	11	2462	1Mbps	-	-

Mode	Band (MHz)	Antenna	Modulation	Channel	Frequency	Data Rate	RU	Remark
Mode 64	2400-2483.5	SISO 13	802.11g	01	2412	6Mbps	-	-
Mode 65	2400-2483.5	SISO 13	802.11g	06	2437	6Mbps	-	-
Mode 66	2400-2483.5	SISO 13	802.11g	11	2462	6Mbps	-	-
Mode 67	2400-2483.5	SISO 13	802.11n HT20	01	2412	MCS0	-	-
Mode 68	2400-2483.5	SISO 13	802.11n HT20	06	2437	MCS0	-	-
Mode 69	2400-2483.5	SISO 13	802.11n HT20	11	2462	MCS0	-	-
Mode 70	2400-2483.5	SISO 13	802.11n HT40	03	2422	MCS0	-	-
Mode 71	2400-2483.5	SISO 13	802.11n HT40	09	2452	MCS0	-	-
Mode 72	2400-2483.5	SISO 13	802.11ax HE20	01	2412	MCS0	Full RU	-
Mode 73	2400-2483.5	SISO 13	802.11ax HE20	06	2437	MCS0	Full RU	-
Mode 74	2400-2483.5	SISO 13	802.11ax HE20	11	2462	MCS0	Full RU	-
Mode 75	2400-2483.5	SISO 13	802.11ax HE40	03	2422	MCS0	Full RU	-
Mode 76	2400-2483.5	SISO 13	802.11ax HE40	09	2452	MCS0	Full RU	-
Mode 77	2400-2483.5	SISO 10	802.11b	01	2412	1Mbps	-	-
Mode 78	2400-2483.5	SISO 10	802.11b	06	2437	1Mbps	-	-
Mode 79	2400-2483.5	SISO 10	802.11b	11	2462	1Mbps	-	-
Mode 80	2400-2483.5	SISO 10	802.11g	01	2412	6Mbps	-	-
Mode 81	2400-2483.5	SISO 10	802.11g	06	2437	6Mbps	-	-
Mode 82	2400-2483.5	SISO 10	802.11g	11	2462	6Mbps	-	-
Mode 83	2400-2483.5	SISO 10	802.11n HT20	01	2412	MCS0	-	-
Mode 84	2400-2483.5	SISO 10	802.11n HT20	06	2437	MCS0	-	-
Mode 85	2400-2483.5	SISO 10	802.11n HT20	11	2462	MCS0	-	-
Mode 86	2400-2483.5	SISO 10	802.11n HT40	03	2422	MCS0	-	-
Mode 87	2400-2483.5	SISO 10	802.11n HT40	09	2452	MCS0	-	-
Mode 88	2400-2483.5	SISO 10	802.11ax HE20	01	2412	MCS0	Full RU	-
Mode 89	2400-2483.5	SISO 10	802.11ax HE20	06	2437	MCS0	Full RU	-
Mode 90	2400-2483.5	SISO 10	802.11ax HE20	11	2462	MCS0	Full RU	-
Mode 91	2400-2483.5	SISO 10	802.11ax HE40	03	2422	MCS0	Full RU	-
Mode 92	2400-2483.5	SISO 10	802.11ax HE40	09	2452	MCS0	Full RU	-
Mode 93	Co-location	1	Bluetooth-LE_GSFK	38	2478	2Mbps	-	-
		WWAN	B48 Link	-	-	-	-	-
Mode 94	Co-location	1	Bluetooth-LE_GSFK	38	2478	2Mbps	-	-
		CDD 13+10	802.11be EHT20	01	2412	MCS0	Full RU	-
		WWAN	B48 Link	-	-	-	-	-
Mode 95	Co-location	1	Bluetooth-LE_GSFK	38	2478	2Mbps	-	-
		SISO 10	802.11n HT20	01	2412	MCS0	-	-
		WWAN	B48 Link	-	-	-	-	-

Mode	Band (MHz)	Antenna	Modulation	Channel	Frequency	Data Rate	RU	Remark
Mode 96	2400-2483.5	SISO 13	802.11g	02	2417	6Mbps	-	-
Mode 97	2400-2483.5	SISO 13	802.11n HT20	02	2417	MCS0	-	-
Mode 98	2400-2483.5	SISO 13	802.11n HT20	10	2457	MCS0	-	-
Mode 99	2400-2483.5	SISO 13	802.11n HT40	08	2447	MCS0	-	-
Mode 100	2400-2483.5	SISO 13	802.11ax HE20	02	2417	MCS0	Full RU	-
Mode 101	2400-2483.5	SISO 13	802.11ax HE20	10	2457	MCS0	Full RU	-
Mode 102	2400-2483.5	SISO 13	802.11ax HE40	04	2427	MCS0	Full RU	-
Mode 103	2400-2483.5	SISO 10	802.11n HT20	10	2457	MCS0	-	-
Mode 104	2400-2483.5	SISO 10	802.11n HT40	08	2447	MCS0	-	-
Mode 105	2400-2483.5	SISO 10	802.11ax HE20	10	2457	MCS0	Full RU	-
Mode 106	2400-2483.5	SISO 10	802.11ax HE40	08	2447	MCS0	Full RU	-

Summary of each worse mode

Mode	Modulation	Ch.	Freq. (MHz)	Level (dBuV/m)	Limit (dBuV/m)	Margin (dB)	Pol.	Peak Avg.	Result	Remark
31	802.11b	01	2387.61	43.00	54.00	-11.00	V	AVERAGE	Pass	Band Edge
31	802.11b	01	4824.00	41.28	74.00	-32.72	H	Peak	Pass	Harmonic
32	802.11b	06	-	-	-	-	-	-	-	Band Edge
32	802.11b	06	7311.00	45.39	74.00	-28.61	V	Peak	Pass	Harmonic
33	802.11b	11	2483.93	43.89	54.00	-10.11	H	AVERAGE	Pass	Band Edge
33	802.11b	11	7386.00	45.72	74.00	-28.28	V	Peak	Pass	Harmonic
34	802.11g	01	2389.95	48.80	54.00	-5.20	H	AVERAGE	Pass	Band Edge
34	802.11g	01	4824.00	40.86	74.00	-33.14	V	Peak	Pass	Harmonic
35	802.11g	06	2484.63	41.08	54.00	-12.92	H	AVERAGE	Pass	Band Edge
35	802.11g	06	7311.00	43.51	74.00	-30.49	V	Peak	Pass	Harmonic
36	802.11g	11	2483.55	48.26	54.00	-5.74	V	AVERAGE	Pass	Band Edge
36	802.11g	11	7386.00	43.03	74.00	-30.97	V	Peak	Pass	Harmonic
37	802.11n HT20	01	2389.95	48.15	54.00	-5.85	H	AVERAGE	Pass	Band Edge
37	802.11n HT20	01	4824.00	41.21	74.00	-32.79	H	Peak	Pass	Harmonic
38	802.11n HT20	06	-	-	-	-	-	-	-	Band Edge
38	802.11n HT20	06	7311.00	43.71	74.00	-30.29	V	Peak	Pass	Harmonic
39	802.11n HT20	11	2483.70	47.56	54.00	-6.44	H	AVERAGE	Pass	Band Edge
39	802.11n HT20	11	7386.00	42.92	74.00	-31.08	V	Peak	Pass	Harmonic
40	802.11n HT40	03	2389.52	48.53	54.00	-5.47	H	AVERAGE	Pass	Band Edge
40	802.11n HT40	03	-	-	-	-	-	-	-	Harmonic
41	802.11n HT40	09	2483.54	48.53	54.00	-5.47	H	AVERAGE	Pass	Band Edge
41	802.11n HT40	09	-	-	-	-	-	-	-	Harmonic
42	802.11ax HE20	01	2389.95	48.41	54.00	-5.59	H	AVERAGE	Pass	Band Edge
42	802.11ax HE20	01	4824.00	40.66	74.00	-33.34	V	Peak	Pass	Harmonic
43	802.11ax HE20	06	-	-	-	-	-	-	-	Band Edge
43	802.11ax HE20	06	7311.00	43.54	74.00	-30.46	H	Peak	Pass	Harmonic
44	802.11ax HE20	11	2483.58	48.35	54.00	-5.65	H	AVERAGE	Pass	Band Edge
44	802.11ax HE20	11	7386.00	43.00	74.00	-31.00	V	Peak	Pass	Harmonic
45	802.11ax HE40	03	2388.29	48.33	54.00	-5.67	H	AVERAGE	Pass	Band Edge
45	802.11ax HE40	03	-	-	-	-	-	-	-	Harmonic
46	802.11ax HE40	09	2483.54	48.15	54.00	-5.85	H	AVERAGE	Pass	Band Edge
46	802.11ax HE40	09	-	-	-	-	-	-	-	Harmonic
47	802.11ax HE20	01	2389.95	40.54	54.00	-13.46	H	AVERAGE	Pass	Band Edge
47	802.11ax HE20	01	-	-	-	-	-	-	-	Harmonic
48	802.11ax HE20	11	2483.51	42.18	54.00	-11.82	H	AVERAGE	Pass	Band Edge
48	802.11ax HE20	11	-	-	-	-	-	-	-	Harmonic
49	802.11be EHT20	01	2389.82	48.97	54.00	-5.03	H	AVERAGE	Pass	Band Edge
49	802.11be EHT20	01	4824.00	41.38	74.00	-32.62	V	Peak	Pass	Harmonic

Mode	Modulation	Ch.	Freq. (MHz)	Level (dBuV/m)	Limit (dBuV/m)	Margin (dB)	Pol.	Peak Avg.	Result	Remark
50	802.11be EHT20	06	-	-	-	-	-	-	-	Band Edge
50	802.11be EHT20	06	7311.00	43.33	74.00	-30.67	H	Peak	Pass	Harmonic
51	802.11be EHT20	11	2483.74	48.47	54.00	-5.53	H	AVERAGE	Pass	Band Edge
51	802.11be EHT20	11	7386.00	43.44	74.00	-30.56	V	Peak	Pass	Harmonic
52	802.11be EHT40	03	2388.29	48.48	54.00	-5.52	H	AVERAGE	Pass	Band Edge
52	802.11be EHT40	03	-	-	-	-	-	-	-	Harmonic
53	802.11be EHT40	09	2484.16	48.32	54.00	-5.68	H	AVERAGE	Pass	Band Edge
53	802.11be EHT40	09	-	-	-	-	-	-	-	Harmonic
54	802.11be EHT20	01	2389.95	41.02	54.00	-12.98	H	AVERAGE	Pass	Band Edge
54	802.11be EHT20	01	-	-	-	-	-	-	-	Harmonic
55	802.11be EHT20	11	2484.19	40.62	54.00	-13.38	H	AVERAGE	Pass	Band Edge
55	802.11be EHT20	11	-	-	-	-	-	-	-	Harmonic
56	802.11be EHT20	01	2386.57	38.90	54.00	-15.10	H	AVERAGE	Pass	Band Edge
56	802.11be EHT20	01	-	-	-	-	-	-	-	Harmonic
57	802.11be EHT20	11	2485.83	41.49	54.00	-12.51	H	AVERAGE	Pass	Band Edge
57	802.11be EHT20	11	-	-	-	-	-	-	-	Harmonic
58	802.11be EHT20	01	2344.58	38.53	54.00	-15.47	H	AVERAGE	Pass	Band Edge
58	802.11be EHT20	01	-	-	-	-	-	-	-	Harmonic
59	802.11be EHT20	11	2483.55	42.36	54.00	-11.64	V	AVERAGE	Pass	Band Edge
59	802.11be EHT20	11	-	-	-	-	-	-	-	Harmonic
60	802.11be EHT20	01	31.94	25.65	40	-14.35	V	Peak	Pass	LF
61	802.11b	01	2388.91	44.28	54.00	-9.72	H	AVERAGE	Pass	Band Edge
61	802.11b	01	4824.00	42.17	74.00	-31.83	H	Peak	Pass	Harmonic
62	802.11b	06	-	-	-	-	-	-	-	Band Edge
62	802.11b	06	7311.00	43.00	74.00	-31.00	V	Peak	Pass	Harmonic
63	802.11b	11	2485.94	44.86	54.00	-9.14	H	AVERAGE	Pass	Band Edge
63	802.11b	11	7386.00	43.52	74.00	-30.48	V	Peak	Pass	Harmonic
64	802.11g	01	2389.95	47.81	54.00	-6.19	H	AVERAGE	Pass	Band Edge
64	802.11g	01	4824.00	42.75	74.00	-31.25	V	Peak	Pass	Harmonic
65	802.11g	06	2483.75	42.74	54.00	-11.26	H	AVERAGE	Pass	Band Edge
65	802.11g	06	7311.00	43.15	74.00	-30.85	H	Peak	Pass	Harmonic
66	802.11g	11	2483.62	46.01	54.00	-7.99	H	AVERAGE	Pass	Band Edge
66	802.11g	11	7386.00	42.57	74.00	-31.43	V	Peak	Pass	Harmonic
67	802.11n HT20	01	2389.95	48.84	54.00	-5.16	H	AVERAGE	Pass	Band Edge
67	802.11n HT20	01	4824.00	41.45	74.00	-32.55	V	Peak	Pass	Harmonic
68	802.11n HT20	06	-	-	-	-	-	-	-	Band Edge
68	802.11n HT20	06	7311.00	43.78	74.00	-30.22	V	Peak	Pass	Harmonic
69	802.11n HT20	11	2483.51	46.55	54.00	-7.45	H	AVERAGE	Pass	Band Edge
69	802.11n HT20	11	7386.00	42.73	74.00	-31.27	V	Peak	Pass	Harmonic

Mode	Modulation	Ch.	Freq. (MHz)	Level (dBuV/m)	Limit (dBuV/m)	Margin (dB)	Pol.	Peak Avg.	Result	Remark
70	802.11n HT40	03	2389.41	48.69	54.00	-5.31	H	AVERAGE	Pass	Band Edge
70	802.11n HT40	03	-	-	-	-	-	-	-	Harmonic
71	802.11n HT40	09	2484.35	47.02	54.00	-6.98	H	AVERAGE	Pass	Band Edge
71	802.11n HT40	09	-	-	-	-	-	-	-	Harmonic
72	802.11ax HE20	01	2389.43	48.80	54.00	-5.20	H	AVERAGE	Pass	Band Edge
72	802.11ax HE20	01	4824.00	41.48	74.00	-32.52	H	Peak	Pass	Harmonic
73	802.11ax HE20	06	-	-	-	-	-	-	-	Band Edge
73	802.11ax HE20	06	7311.00	43.12	74.00	-30.88	H	Peak	Pass	Harmonic
74	802.11ax HE20	11	2483.58	46.87	54.00	-7.13	H	AVERAGE	Pass	Band Edge
74	802.11ax HE20	11	7386.00	43.44	74.00	-30.56	V	Peak	Pass	Harmonic
75	802.11ax HE40	03	2389.97	53.06	54.00	-0.94	H	AVERAGE	Pass	Band Edge
75	802.11ax HE40	03	-	-	-	-	-	-	-	Harmonic
76	802.11ax HE40	09	2484.78	48.56	54.00	-5.44	H	AVERAGE	Pass	Band Edge
76	802.11ax HE40	09	-	-	-	-	-	-	-	Harmonic
77	802.11b	01	2388.91	43.47	54.00	-10.53	H	AVERAGE	Pass	Band Edge
77	802.11b	01	4824.00	41.14	74.00	-32.86	H	Peak	Pass	Harmonic
78	802.11b	06	-	-	-	-	-	-	-	Band Edge
78	802.11b	06	7311.00	43.44	74.00	-30.56	H	Peak	Pass	Harmonic
79	802.11b	11	2486.05	43.93	54.00	-10.07	H	AVERAGE	Pass	Band Edge
79	802.11b	11	7386.00	42.43	74.00	-31.57	H	Peak	Pass	Harmonic
80	802.11g	01	2389.95	47.40	54.00	-6.60	H	AVERAGE	Pass	Band Edge
80	802.11g	01	4824.00	41.39	74.00	-32.61	V	Peak	Pass	Harmonic
81	802.11g	06	-	-	-	-	-	-	-	Band Edge
81	802.11g	06	7311.00	43.87	74.00	-30.13	H	Peak	Pass	Harmonic
82	802.11g	11	2483.51	48.50	54.00	-5.50	H	AVERAGE	Pass	Band Edge
82	802.11g	11	7386.00	42.50	74.00	-31.50	V	Peak	Pass	Harmonic
83	802.11n HT20	01	2389.95	48.90	54.00	-5.10	H	AVERAGE	Pass	Band Edge
83	802.11n HT20	01	4824.00	41.50	74.00	-32.50	H	Peak	Pass	Harmonic
84	802.11n HT20	06	-	-	-	-	-	-	-	Band Edge
84	802.11n HT20	06	7311.00	43.75	74.00	-30.25	V	Peak	Pass	Harmonic
85	802.11n HT20	11	2483.51	47.23	54.00	-6.77	H	AVERAGE	Pass	Band Edge
85	802.11n HT20	11	7386.00	43.42	74.00	-30.58	H	Peak	Pass	Harmonic
86	802.11n HT40	03	2389.86	47.38	54.00	-6.62	H	AVERAGE	Pass	Band Edge
86	802.11n HT40	03	-	-	-	-	-	-	-	Harmonic
87	802.11n HT40	09	2483.97	48.19	54.00	-5.81	H	AVERAGE	Pass	Band Edge
87	802.11n HT40	09	-	-	-	-	-	-	-	Harmonic
88	802.11ax HE20	01	2389.95	47.45	54.00	-6.55	H	AVERAGE	Pass	Band Edge
88	802.11ax HE20	01	4824.00	40.84	74.00	-33.16	H	Peak	Pass	Harmonic

Mode	Modulation	Ch.	Freq. (MHz)	Level (dBuV/m)	Limit (dBuV/m)	Margin (dB)	Pol.	Peak Avg.	Result	Remark
89	802.11ax HE20	06	-	-	-	-	-	-	-	Band Edge
89	802.11ax HE20	06	7311.00	43.46	74.00	-30.54	V	Peak	Pass	Harmonic
90	802.11ax HE20	11	2483.55	48.39	54.00	-5.61	H	AVERAGE	Pass	Band Edge
90	802.11ax HE20	11	7386.00	42.87	74.00	-31.13	V	Peak	Pass	Harmonic
91	802.11ax HE40	03	2389.97	47.71	54.00	-6.29	H	AVERAGE	Pass	Band Edge
91	802.11ax HE40	03	-	-	-	-	-	-	-	Harmonic
92	802.11ax HE40	09	2483.54	48.88	54.00	-5.12	H	AVERAGE	Pass	Band Edge
92	802.11ax HE40	09	-	-	-	-	-	-	-	Harmonic
93	CO-TX	-	2484.92	42.15	54	-11.85	H	AVERAGE	Pass	Band Edge
		-	7434	43.45	74	-30.55	H	Peak	Pass	Harmonic
94	CO-TX	-	2493.64	42.19	54	-11.81	H	AVERAGE	Pass	Band Edge
		-	7434	43.29	74	-30.71	H	Peak	Pass	Harmonic
95	CO-TX	-	2487.76	41.93	54	-12.07	H	AVERAGE	Pass	Band Edge
		-	7434	43.67	74	-30.33	H	Peak	Pass	Harmonic
96	802.11g	02	2389.56	48.62	54.00	-5.38	H	AVERAGE	Pass	Band Edge
96	802.11g	02	-	-	-	-	-	-	-	Harmonic
97	802.11n HT20	02	2389.82	44.85	54.00	-9.15	V	AVERAGE	Pass	Band Edge
97	802.11n HT20	02	-	-	-	-	-	-	-	Harmonic
98	802.11n HT20	10	2483.53	48.65	54.00	-5.35	H	AVERAGE	Pass	Band Edge
98	802.11n HT20	10	-	-	-	-	-	-	-	Harmonic
99	802.11n HT40	08	2483.52	48.18	54.00	-5.82	H	AVERAGE	Pass	Band Edge
99	802.11n HT40	08	-	-	-	-	-	-	-	Harmonic
100	802.11ax HE20	02	2389.95	48.79	54.00	-5.21	H	AVERAGE	Pass	Band Edge
100	802.11ax HE20	02	-	-	-	-	-	-	-	Harmonic
101	802.11ax HE20	10	2483.57	48.77	54.00	-5.23	H	AVERAGE	Pass	Band Edge
101	802.11ax HE20	10	-	-	-	-	-	-	-	Harmonic
102	802.11ax HE40	04	2389.52	48.27	54.00	-5.73	H	AVERAGE	Pass	Band Edge
102	802.11ax HE40	04	-	-	-	-	-	-	-	Harmonic
103	802.11n HT20	10	2483.96	46.57	54.00	-7.43	H	AVERAGE	Pass	Band Edge
103	802.11n HT20	10	-	-	-	-	-	-	-	Harmonic
104	802.11n HT40	08	2483.52	48.07	54.00	-5.93	V	AVERAGE	Pass	Band Edge
104	802.11n HT40	08	-	-	-	-	-	-	-	Harmonic
105	802.11ax HE20	10	2483.57	48.61	54.00	-5.39	H	AVERAGE	Pass	Band Edge
105	802.11ax HE20	10	-	-	-	-	-	-	-	Harmonic
106	802.11ax HE40	08	2483.52	48.62	54.00	-5.38	H	AVERAGE	Pass	Band Edge
106	802.11ax HE40	08	-	-	-	-	-	-	-	Harmonic

Mode	31	
	Band Edge	
	2400-2483.5_802.11b_CH01_2412MHz	
ANT	CDD 13+10	
Pol.	Horizontal	Fundamental
Peak	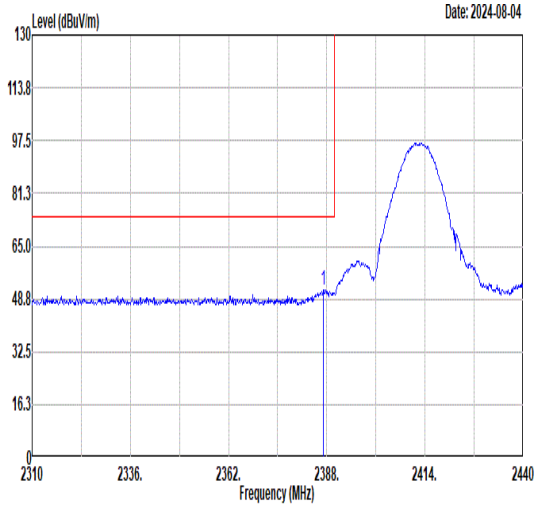 Freq Level Limit Line Margin Read Level Ant Factor Cable Loss Preamp Factor APos TPos Remark MHz dBuV/m dBuV/m dB dBuV dB/m dB dB cm deg 1 2387.09 51.52 74.00 -22.48 49.69 30.61 4.79 33.57 100 138 PEAK	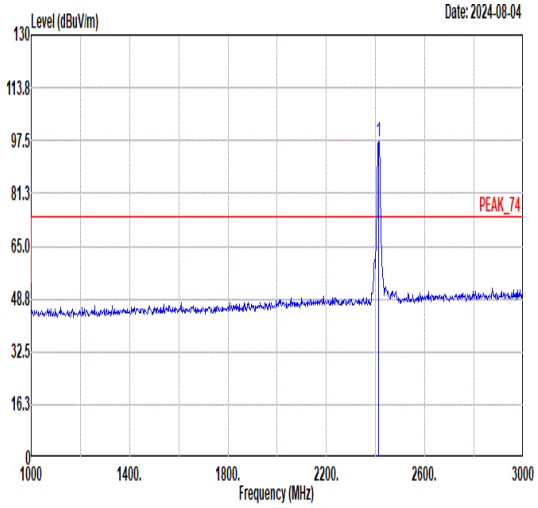 Freq Level Limit Line Margin Read Level Ant Factor Cable Loss Preamp Factor APos TPos Remark MHz dBuV/m dBuV/m dB dBuV dB/m dB dB cm deg 1 2412.00 97.22 ------ ------ 95.31 30.64 4.82 33.55 100 138 PEAK
Avg	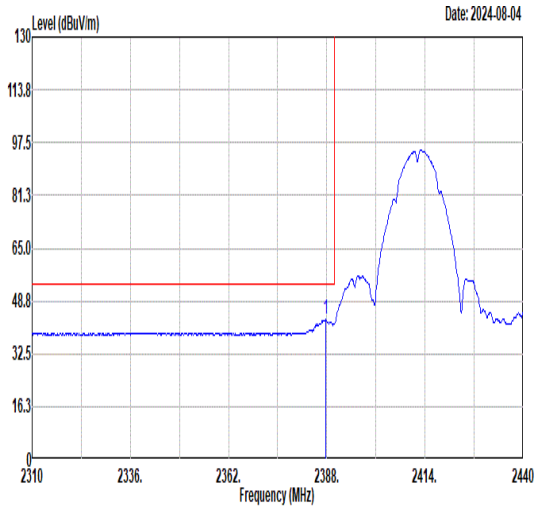 Freq Level Limit Line Margin Read Level Ant Factor Cable Loss Preamp Factor APos TPos Remark MHz dBuV/m dBuV/m dB dBuV dB/m dB dB cm deg 1 2387.61 42.94 54.00 -11.06 41.11 30.61 4.79 33.57 100 138 AVERAGE	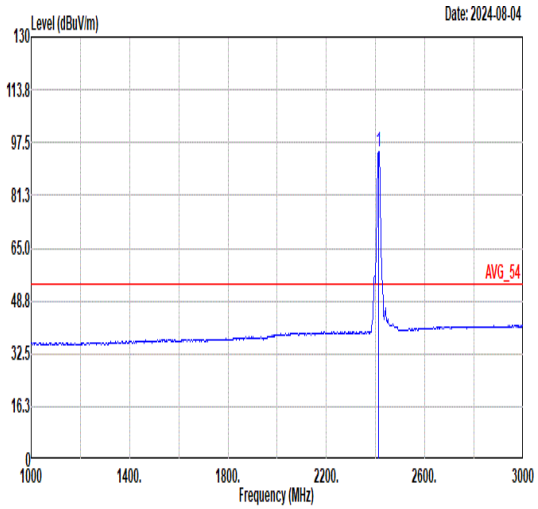 Freq Level Limit Line Margin Read Level Ant Factor Cable Loss Preamp Factor APos TPos Remark MHz dBuV/m dBuV/m dB dBuV dB/m dB dB cm deg 1 2412.00 94.76 ------ ------ 92.85 30.64 4.82 33.55 100 138 AVERAGE

Mode	31	
	Band Edge	
	2400-2483.5_802.11b_CH01_2412MHz	
ANT	CDD 13+10	
Pol.	Vertical	Fundamental
Peak	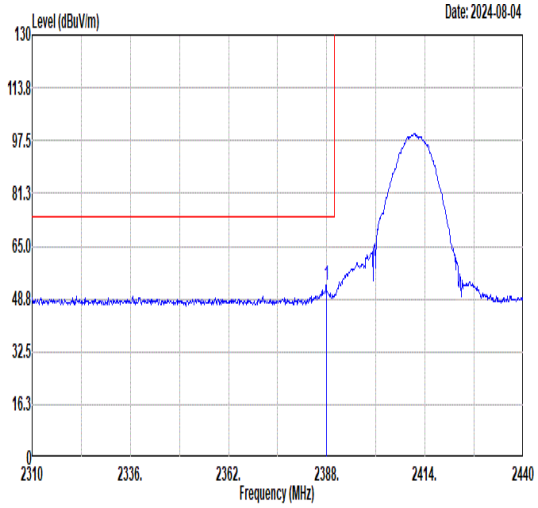 Freq Level Limit Line Margin Read Level Ant Factor Cable Loss Preamp Factor APos TPos Remark MHz dBuV/m dBuV/m dB dBuV dB/m dB dB cm deg 1 2387.87 52.95 74.00 -21.05 51.12 30.61 4.79 33.57 389 231 PEAK	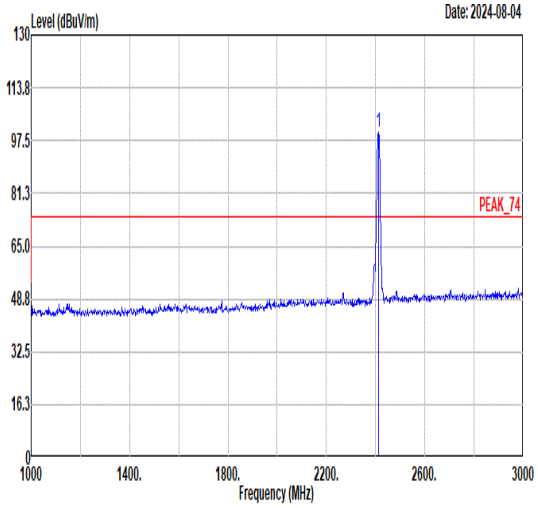 Freq Level Limit Line Margin Read Level Ant Factor Cable Loss Preamp Factor APos TPos Remark MHz dBuV/m dBuV/m dB dBuV dB/m dB dB cm deg 1 2412.00 100.23 ------ ------ 98.32 30.64 4.82 33.55 389 231 PEAK
Avg	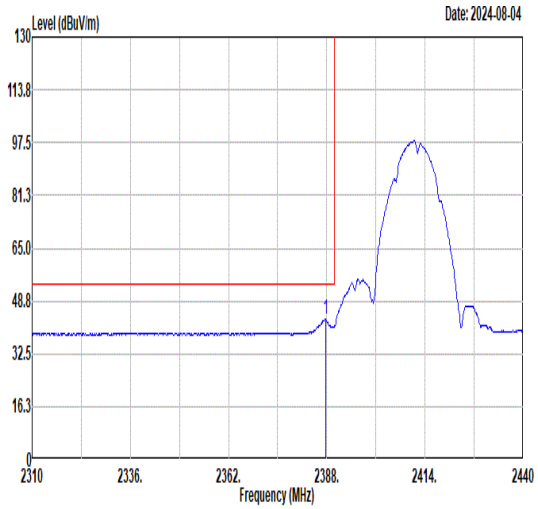 Freq Level Limit Line Margin Read Level Ant Factor Cable Loss Preamp Factor APos TPos Remark MHz dBuV/m dBuV/m dB dBuV dB/m dB dB cm deg 1 2387.61 43.00 54.00 -11.00 41.17 30.61 4.79 33.57 389 231 AVERAGE	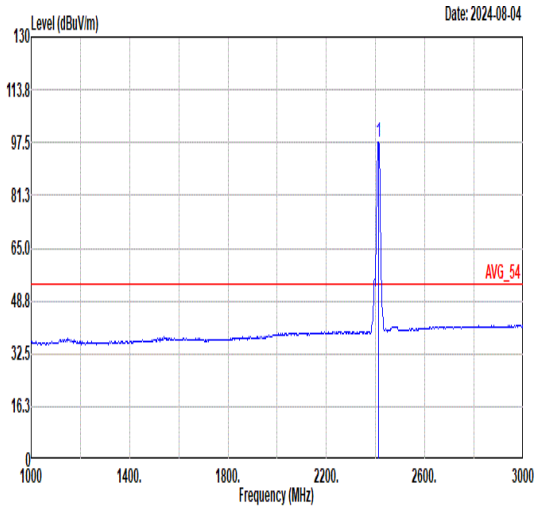 Freq Level Limit Line Margin Read Level Ant Factor Cable Loss Preamp Factor APos TPos Remark MHz dBuV/m dBuV/m dB dBuV dB/m dB dB cm deg 1 2412.00 97.76 ------ ------ 95.85 30.64 4.82 33.55 389 231 AVERAGE

Mode	31	
	Harmonic	
	2400-2483.5_802.11b_CH01_2412MHz	
ANT	CDD 13+10	
Pol.	Horizontal	Vertical
Peak Avg	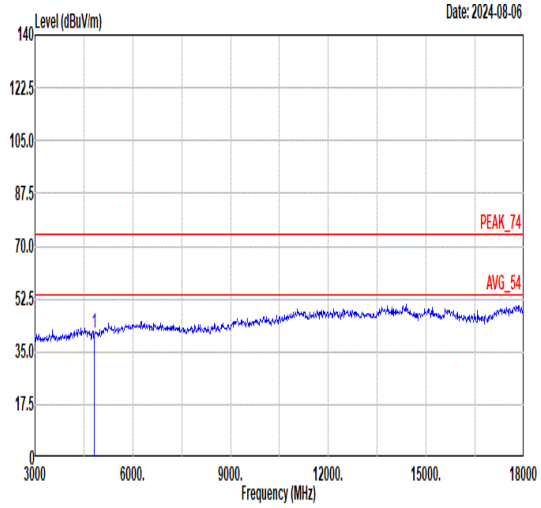 Freq Level Limit Line Margin Read Level Ant Factor Cable Loss Preamp Factor APos TPos Remark MHz dBuV/m dBuV/m dB dBuV dB/m dB dB cm deg 1 4824.00 41.28 74.00 -32.72 64.50 34.26 7.75 65.23 -- -- Peak	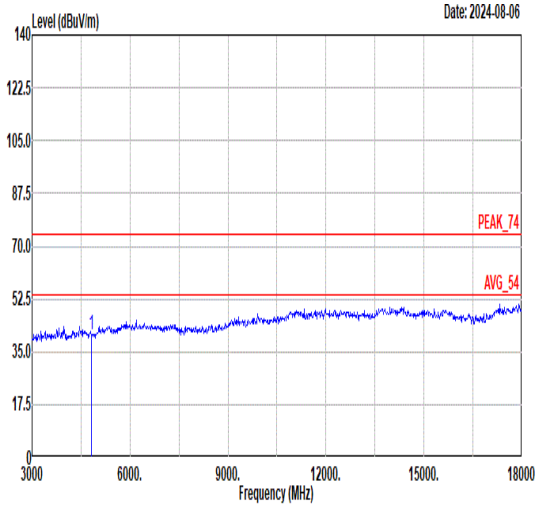 Freq Level Limit Line Margin Read Level Ant Factor Cable Loss Preamp Factor APos TPos Remark MHz dBuV/m dBuV/m dB dBuV dB/m dB dB cm deg 1 4824.00 40.75 74.00 -33.25 63.97 34.26 7.75 65.23 -- -- Peak

Mode	32	
	Harmonic	
	2400-2483.5_802.11b_CH06_2437MHz	
ANT	CDD 13+10	
Pol.	Horizontal	Vertical
Peak Avg	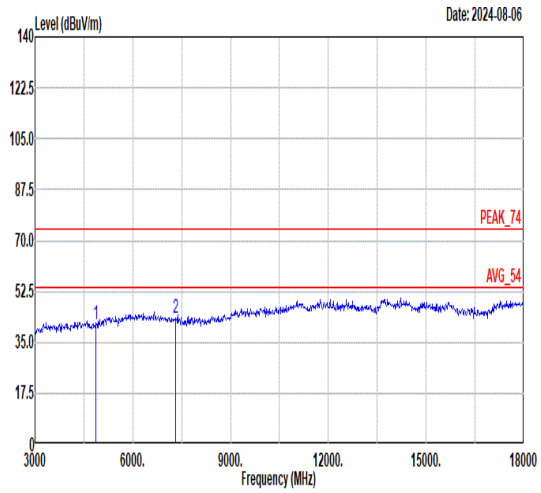 Freq Level Limit Line Margin Read Level Ant Factor Cable Loss Preamp Factor APos TPos Remark MHz dBuV/m dBuV/m dB dBuV dB/m dB dB cm deg 1 4874.00 41.27 74.00 -32.73 64.42 34.33 7.77 65.25 -- -- Peak 2 7311.00 43.10 74.00 -30.90 63.38 35.44 8.93 64.65 -- -- Peak	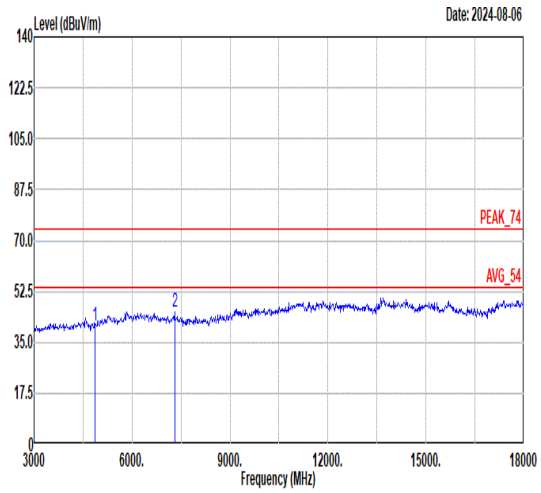 Freq Level Limit Line Margin Read Level Ant Factor Cable Loss Preamp Factor APos TPos Remark MHz dBuV/m dBuV/m dB dBuV dB/m dB dB cm deg 1 4874.00 40.43 74.00 -33.57 63.58 34.33 7.77 65.25 -- -- Peak 2 7311.00 45.39 74.00 -28.61 65.67 35.44 8.93 64.65 -- -- Peak

Mode	33	
	Band Edge	
	2400-2483.5_802.11b_CH11_2462MHz	
ANT	CDD 13+10	
Pol.	Horizontal	Fundamental
Peak	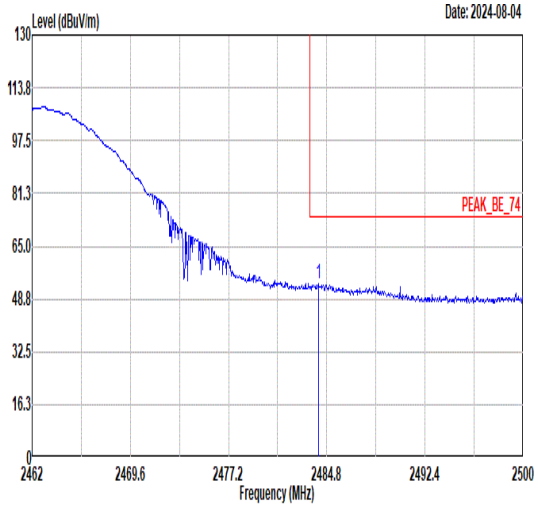 Freq Level Limit Line Margin Read Level Ant Factor Cable Loss Preamp Factor APos TPos Remark MHz dBuV/m dBuV/m dB dBuV dB/m dB dB cm deg 1 2484.19 53.38 74.00 -20.62 51.12 30.85 4.92 33.51 150 320 PEAK	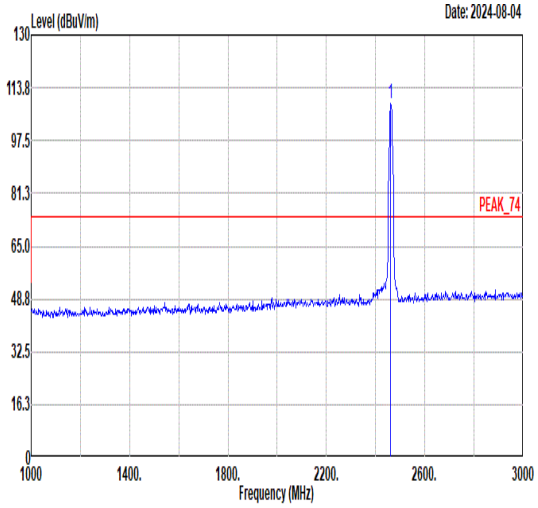 Freq Level Limit Line Margin Read Level Ant Factor Cable Loss Preamp Factor APos TPos Remark MHz dBuV/m dBuV/m dB dBuV dB/m dB dB cm deg 1 2462.00 108.77 ------ ------ 106.64 30.77 4.89 33.53 150 320 PEAK
Avg	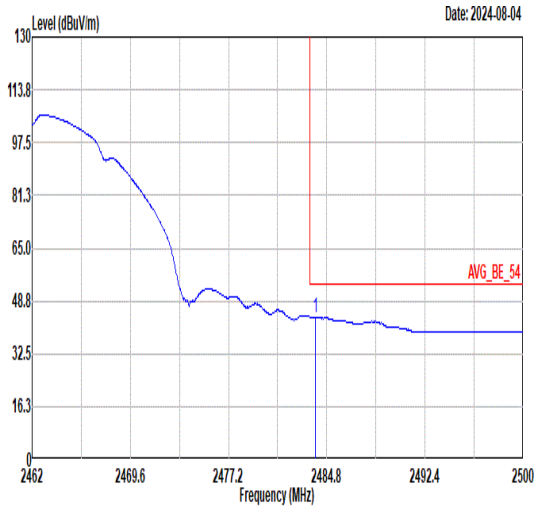 Freq Level Limit Line Margin Read Level Ant Factor Cable Loss Preamp Factor APos TPos Remark MHz dBuV/m dBuV/m dB dBuV dB/m dB dB cm deg 1 2483.93 43.89 54.00 -10.11 41.63 30.85 4.92 33.51 150 320 AVERAGE	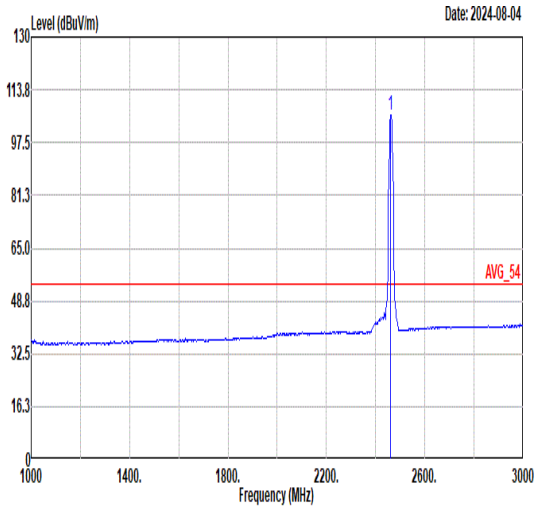 Freq Level Limit Line Margin Read Level Ant Factor Cable Loss Preamp Factor APos TPos Remark MHz dBuV/m dBuV/m dB dBuV dB/m dB dB cm deg 1 2462.00 106.19 ------ ------ 104.06 30.77 4.89 33.53 150 320 AVERAGE

Mode	33	
	Band Edge	
	2400-2483.5_802.11b_CH11_2462MHz	
ANT	CDD 13+10	
Pol.	Vertical	Fundamental
Peak	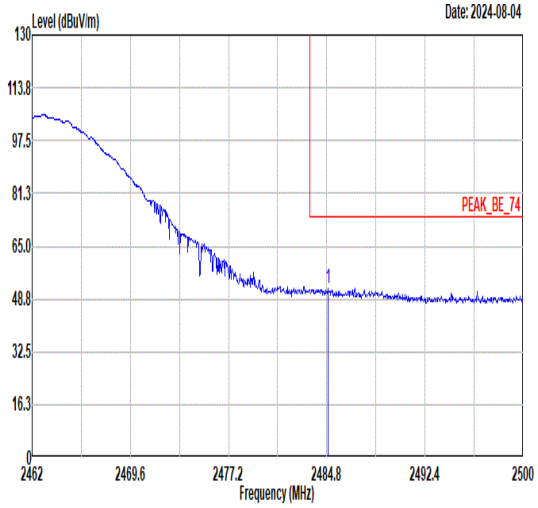 Freq Level Limit Line Margin Read Level Ant Factor Cable Loss Preamp Factor APos TPos Remark MHz dBuV/m dBuV/m dB dBuV dB/m dB dB cm deg 1 2484.88 52.14 74.00 -21.86 49.87 30.86 4.92 33.51 400 211 PEAK	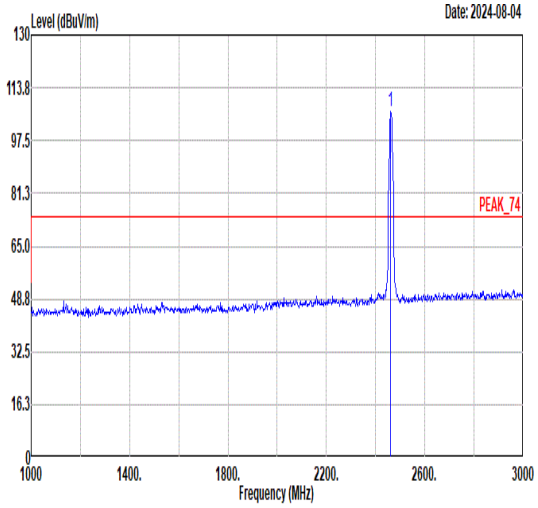 Freq Level Limit Line Margin Read Level Ant Factor Cable Loss Preamp Factor APos TPos Remark MHz dBuV/m dBuV/m dB dBuV dB/m dB dB cm deg 1 2462.00 106.28 ------ ------ 104.15 30.77 4.89 33.53 400 211 PEAK
Avg	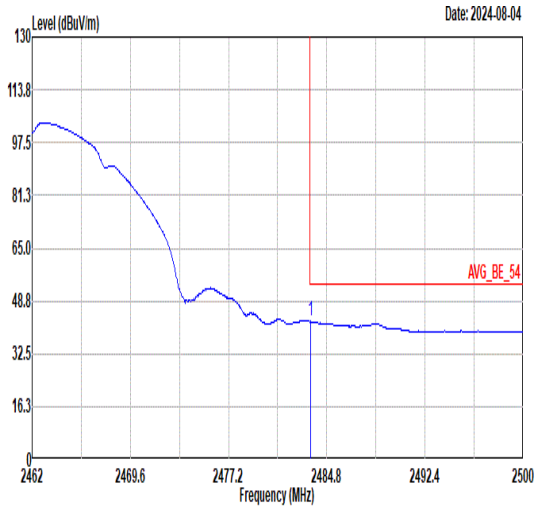 Freq Level Limit Line Margin Read Level Ant Factor Cable Loss Preamp Factor APos TPos Remark MHz dBuV/m dBuV/m dB dBuV dB/m dB dB cm deg 1 2483.55 42.46 54.00 -11.54 40.20 30.85 4.92 33.51 400 211 AVERAGE	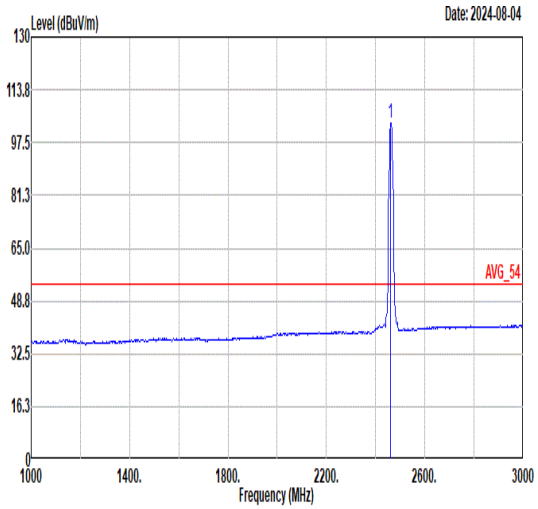 Freq Level Limit Line Margin Read Level Ant Factor Cable Loss Preamp Factor APos TPos Remark MHz dBuV/m dBuV/m dB dBuV dB/m dB dB cm deg 1 2462.00 103.71 ------ ------ 101.58 30.77 4.89 33.53 400 211 AVERAGE

Mode	33	
	Harmonic	
	2400-2483.5_802.11b_CH11_2462MHz	
ANT	CDD 13+10	
Pol.	Horizontal	Vertical
Peak Avg	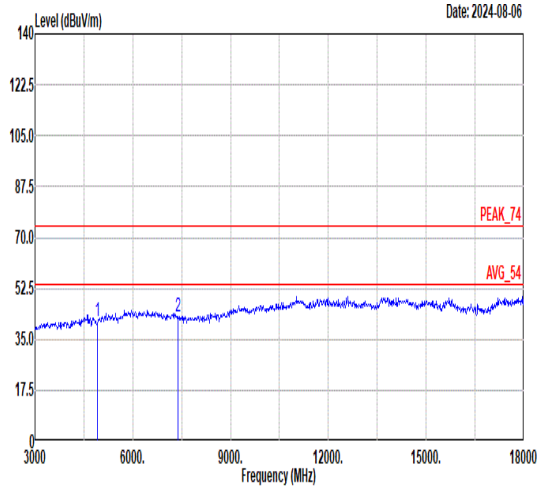 Freq Level Limit Line Margin Read Level Ant Factor Cable Loss Preamp Factor APos TPos Remark MHz dBuV/m dBuV/m dB dBuV dB/m dB dB cm deg 1 4924.00 41.19 74.00 -32.81 64.27 34.40 7.79 65.27 -- -- Peak 2 7386.00 42.77 74.00 -31.23 62.77 35.42 9.17 64.59 -- -- Peak	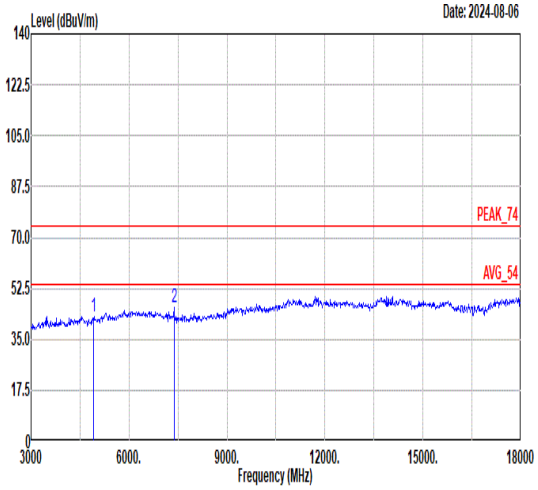 Freq Level Limit Line Margin Read Level Ant Factor Cable Loss Preamp Factor APos TPos Remark MHz dBuV/m dBuV/m dB dBuV dB/m dB dB cm deg 1 4924.00 42.54 74.00 -31.46 65.62 34.40 7.79 65.27 -- -- Peak 2 7386.00 45.72 74.00 -28.28 65.72 35.42 9.17 64.59 -- -- Peak

Mode	34	
	Band Edge	
	2400-2483.5_802.11g_CH01_2412MHz	
ANT	CDD 13+10	
Pol.	Horizontal	Fundamental
Peak	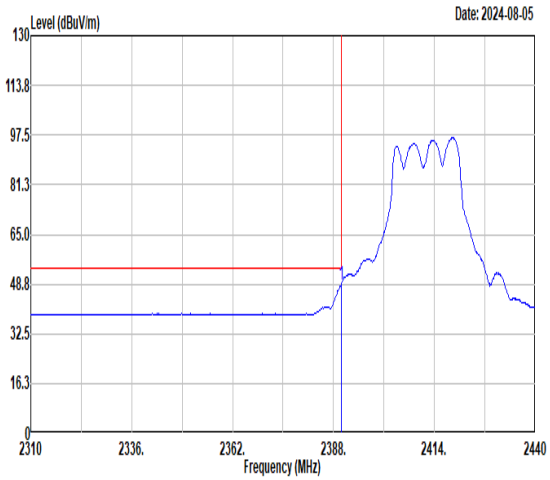 Freq Level Limit Line Margin Read Level Ant Factor Cable Loss Preamp Factor APos TPos Remark MHz dBuV/m dBuV/m dB dBuV dB/m dB dB cm deg 1 2389.95 48.80 54.00 -5.20 46.96 30.61 4.80 33.57 202 51 AVERAGE	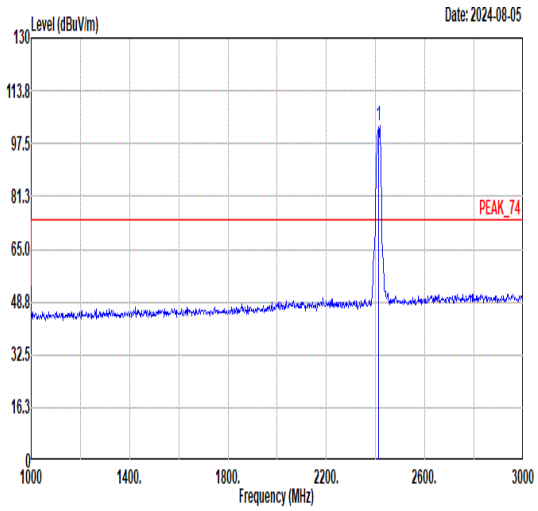 Freq Level Limit Line Margin Read Level Ant Factor Cable Loss Preamp Factor APos TPos Remark MHz dBuV/m dBuV/m dB dBuV dB/m dB dB cm deg 1 2412.00 103.05 ------ ------ 101.12 30.65 4.83 33.55 202 51 PEAK
Avg	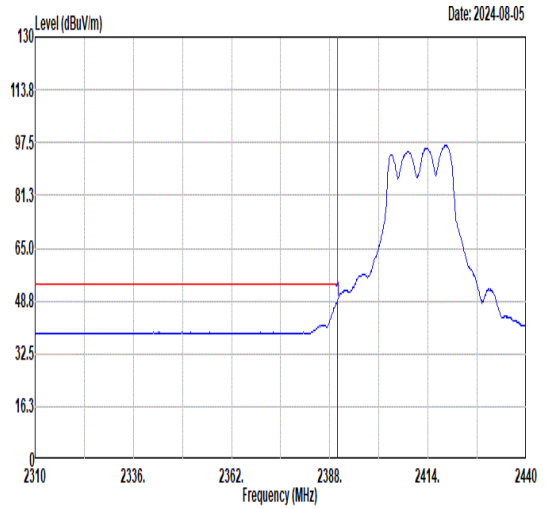 Freq Level Limit Line Margin Read Level Ant Factor Cable Loss Preamp Factor APos TPos Remark MHz dBuV/m dBuV/m dB dBuV dB/m dB dB cm deg 1 2389.95 48.80 54.00 -5.20 46.96 30.61 4.80 33.57 202 51 AVERAGE	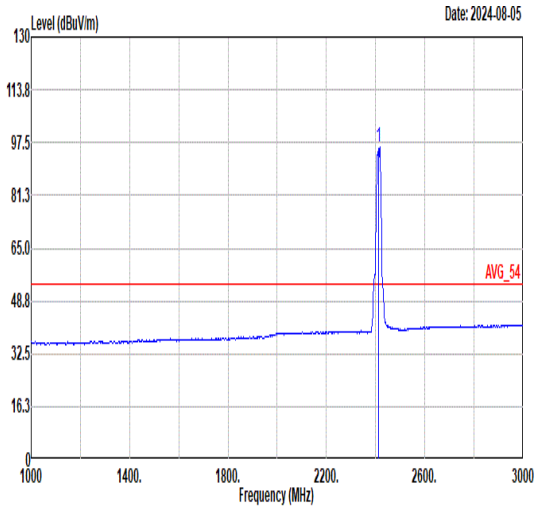 Freq Level Limit Line Margin Read Level Ant Factor Cable Loss Preamp Factor APos TPos Remark MHz dBuV/m dBuV/m dB dBuV dB/m dB dB cm deg 1 2412.00 96.28 ------ ------ 94.35 30.65 4.83 33.55 202 51 AVERAGE

Mode	34	
	Band Edge	
	2400-2483.5_802.11g_CH01_2412MHz	
ANT	CDD 13+10	
Pol.	Vertical	Fundamental
Peak	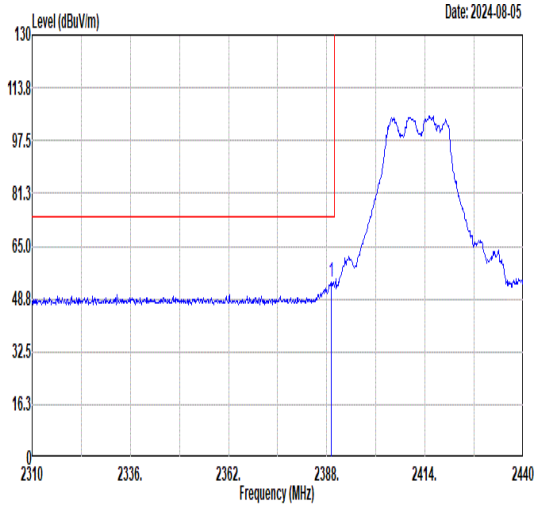 Freq Level Limit Line Margin Read Level Ant Factor Cable Loss Preamp Factor APos TPos Remark MHz dBuV/m dBuV/m dB dBuV dB/m dB dB cm deg 1 2389.17 53.96 74.00 -20.04 52.13 30.61 4.79 33.57 371 232 PEAK	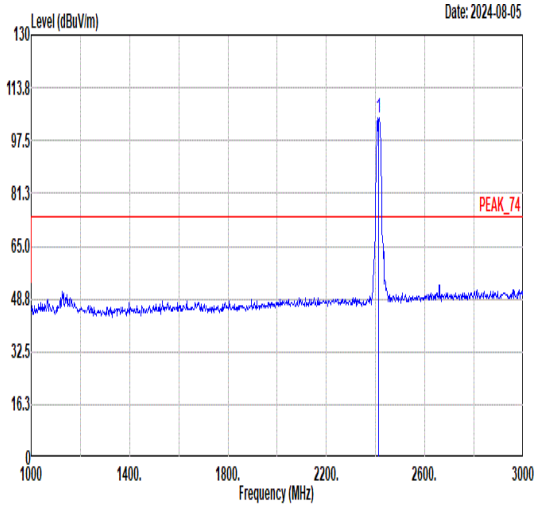 Freq Level Limit Line Margin Read Level Ant Factor Cable Loss Preamp Factor APos TPos Remark MHz dBuV/m dBuV/m dB dBuV dB/m dB dB cm deg 1 2412.00 104.72 ------ ------ 102.83 30.63 4.82 33.56 371 232 PEAK
Avg	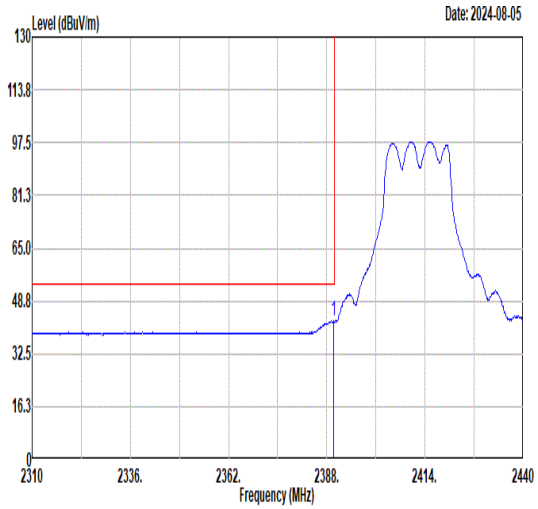 Freq Level Limit Line Margin Read Level Ant Factor Cable Loss Preamp Factor APos TPos Remark MHz dBuV/m dBuV/m dB dBuV dB/m dB dB cm deg 1 2389.82 42.60 54.00 -11.40 40.76 30.61 4.80 33.57 371 232 AVERAGE	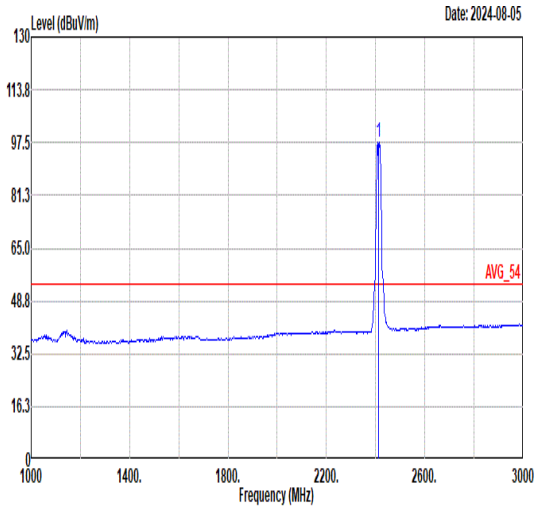 Freq Level Limit Line Margin Read Level Ant Factor Cable Loss Preamp Factor APos TPos Remark MHz dBuV/m dBuV/m dB dBuV dB/m dB dB cm deg 1 2412.00 97.77 ------ ------ 95.85 30.64 4.83 33.55 371 232 AVERAGE

Mode	34	
	Harmonic	
	2400-2483.5_802.11g_CH01_2412MHz	
ANT	CDD 13+10	
Pol.	Horizontal	Vertical
Peak Avg	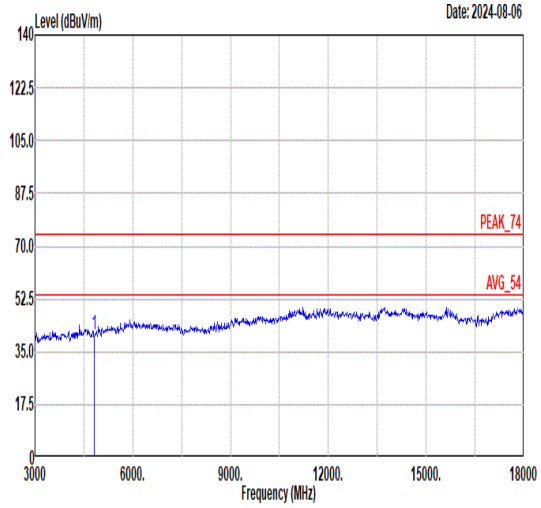 Freq Level Limit Line Margin Read Level Ant Factor Cable Loss Preamp Factor APos TPos Remark MHz dBuV/m dBuV/m dB dBuV dB/m dB dB cm deg 1 4824.00 40.74 74.00 -33.26 63.96 34.26 7.75 65.23 -- -- Peak	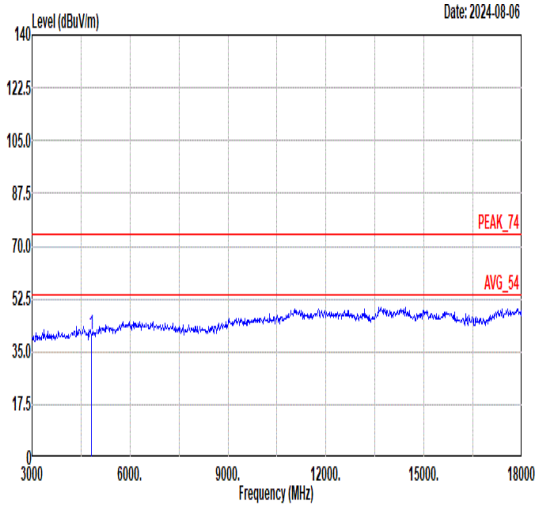 Freq Level Limit Line Margin Read Level Ant Factor Cable Loss Preamp Factor APos TPos Remark MHz dBuV/m dBuV/m dB dBuV dB/m dB dB cm deg 1 4824.00 40.86 74.00 -33.14 64.08 34.26 7.75 65.23 -- -- Peak

Mode	35	
	Band Edge - L	
	2400-2483.5_802.11g_CH06_2437MHz	
ANT	CDD 13+10	
Pol.	Horizontal	Fundamental
Peak	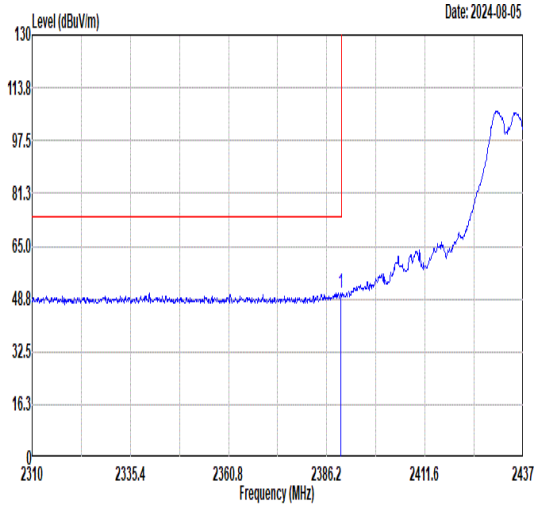 Limit Read Ant Cable Preamp APos TPos Freq Level Line Margin Level Factor Loss Factor Remark MHz dBuV/m dBuV/m dB dBuV dB/m dB dB cm deg 1 2389.88 50.56 74.00 -23.44 48.72 30.61 4.80 33.57 342 116 PEAK	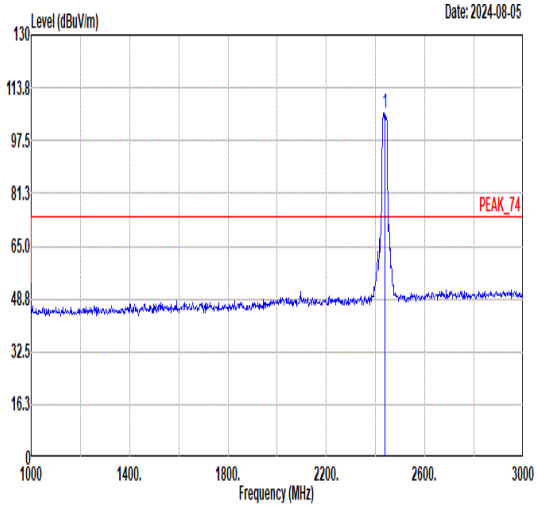 Limit Read Ant Cable Preamp APos TPos Freq Level Line Margin Level Factor Loss Factor Remark MHz dBuV/m dBuV/m dB dBuV dB/m dB dB cm deg 1 2437.00 106.00 ------ ------ 104.01 30.68 4.85 33.54 342 116 PEAK
Avg	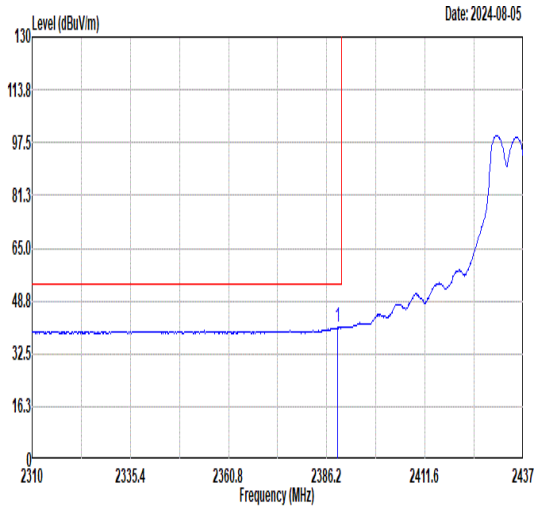 Limit Read Ant Cable Preamp APos TPos Freq Level Line Margin Level Factor Loss Factor Remark MHz dBuV/m dBuV/m dB dBuV dB/m dB dB cm deg 1 2388.99 40.72 54.00 -13.28 38.89 30.61 4.79 33.57 342 116 AVERAGE	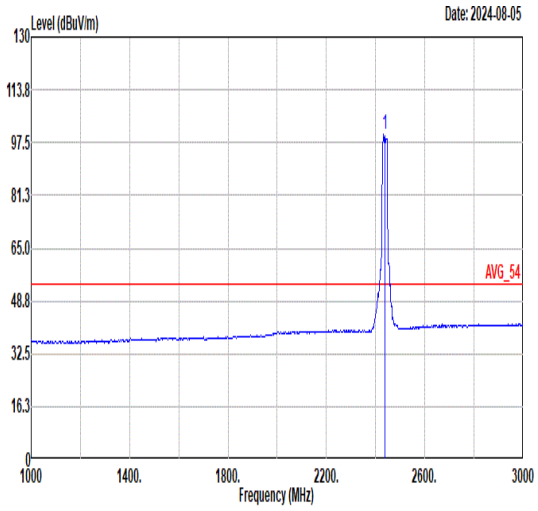 Limit Read Ant Cable Preamp APos TPos Freq Level Line Margin Level Factor Loss Factor Remark MHz dBuV/m dBuV/m dB dBuV dB/m dB dB cm deg 1 2437.00 99.84 ------ ------ 97.86 30.67 4.85 33.54 342 116 AVERAGE

Mode	35	
	Band Edge - R	
	2400-2483.5_802.11g_CH06_2437MHz	
ANT	CDD 13+10	
Pol.	Horizontal	Fundamental
Peak	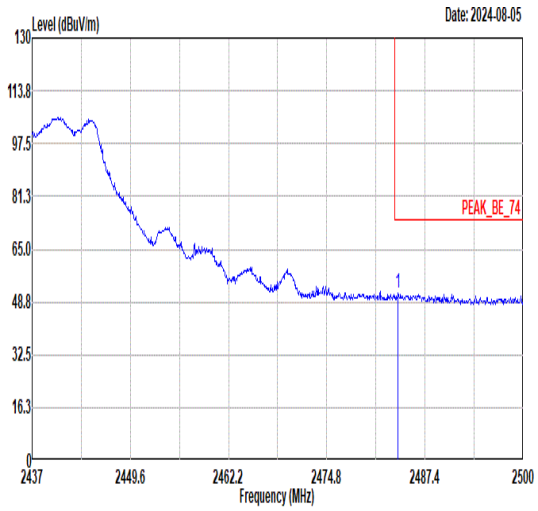 Freq Level Limit Line Margin Read Level Ant Factor Cable Loss Preamp Factor APos TPos Remark MHz dBuV/m dBuV/m dB dBuV dB/m dB dB cm deg 1 2483.94 51.41 74.00 -22.59 49.15 30.85 4.92 33.51 342 116 PEAK	Blank
Avg	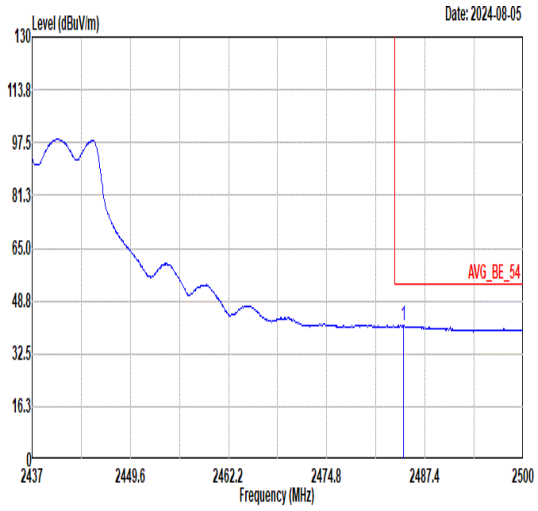 Freq Level Limit Line Margin Read Level Ant Factor Cable Loss Preamp Factor APos TPos Remark MHz dBuV/m dBuV/m dB dBuV dB/m dB dB cm deg 1 2484.63 41.08 54.00 -12.92 38.81 30.86 4.92 33.51 342 116 AVERAGE	Blank

Mode	35	
	Band Edge - L	
	2400-2483.5_802.11g_CH06_2437MHz	
ANT	CDD 13+10	
Pol.	Vertical	Fundamental
Peak	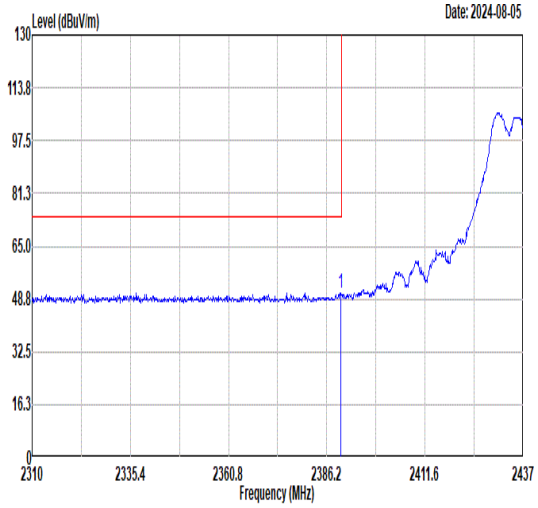 Freq Level Limit Line Margin Read Level Ant Factor Cable Loss Preamp Factor APos TPos Remark MHz dBuV/m dBuV/m dB dBuV dB/m dB dB cm deg 1 2389.76 50.60 74.00 -23.40 48.76 30.61 4.80 33.57 371 232 PEAK	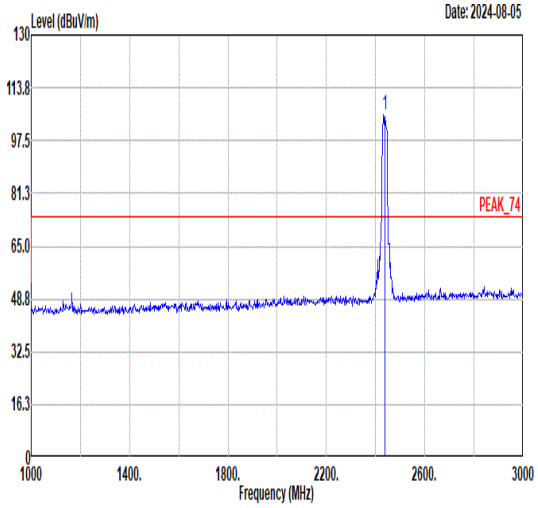 Freq Level Limit Line Margin Read Level Ant Factor Cable Loss Preamp Factor APos TPos Remark MHz dBuV/m dBuV/m dB dBuV dB/m dB dB cm deg 1 2437.00 105.53 ------ ------ 103.55 30.67 4.85 33.54 371 232 PEAK
Avg	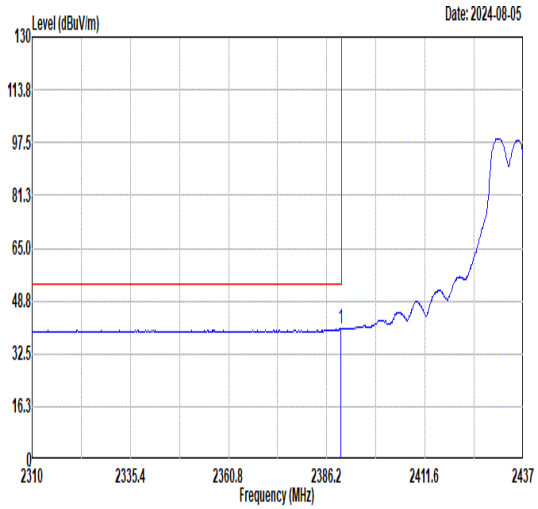 Freq Level Limit Line Margin Read Level Ant Factor Cable Loss Preamp Factor APos TPos Remark MHz dBuV/m dBuV/m dB dBuV dB/m dB dB cm deg 1 2389.88 40.12 54.00 -13.88 38.28 30.61 4.80 33.57 371 232 AVERAGE	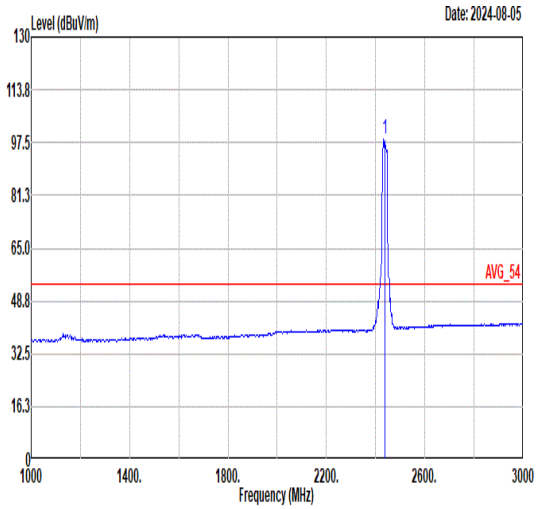 Freq Level Limit Line Margin Read Level Ant Factor Cable Loss Preamp Factor APos TPos Remark MHz dBuV/m dBuV/m dB dBuV dB/m dB dB cm deg 1 2437.00 98.50 ------ ------ 96.52 30.67 4.85 33.54 371 232 AVERAGE

Mode	35	
	Band Edge - R	
	2400-2483.5_802.11g_CH06_2437MHz	
ANT	CDD 13+10	
Pol.	Vertical	Fundamental
Peak	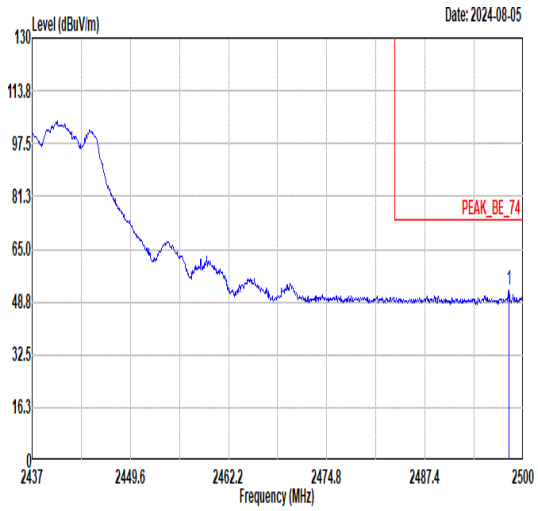 Freq Level Limit Line Margin Read Level Ant Factor Cable Loss Preamp Factor APos TPos Remark MHz dBuV/m dBuV/m dB dBuV dB/m dB dB cm deg 1 2498.17 52.33 74.00 -21.67 49.98 30.91 4.94 33.50 371 232 PEAK	Blank
Avg	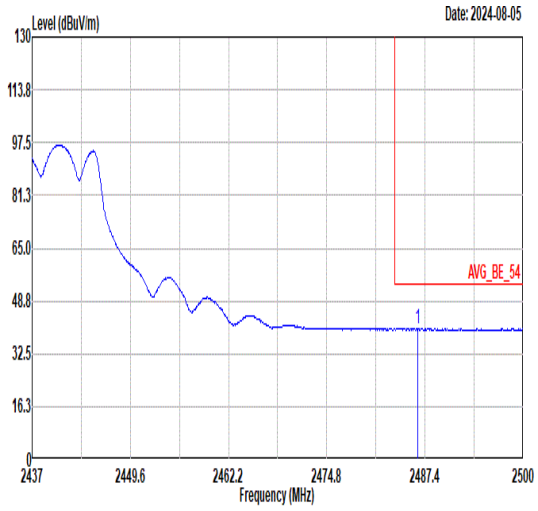 Freq Level Limit Line Margin Read Level Ant Factor Cable Loss Preamp Factor APos TPos Remark MHz dBuV/m dBuV/m dB dBuV dB/m dB dB cm deg 1 2486.46 40.27 54.00 -13.73 38.00 30.86 4.92 33.51 371 232 AVERAGE	Blank

Mode	35	
	Harmonic	
	2400-2483.5_802.11g_CH06_2437MHz	
ANT	CDD 13+10	
Pol.	Horizontal	Vertical
Peak Avg	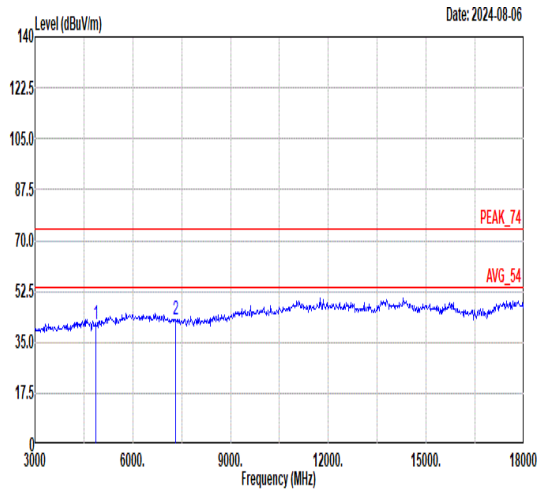 Freq Level Limit Line Margin Read Level Ant Factor Cable Loss Preamp Factor APos TPos Remark MHz dBuV/m dBuV/m dB dBuV dB/m dB dB cm deg 1 4874.00 41.44 74.00 -32.56 64.59 34.33 7.77 65.25 -- -- Peak 2 7311.00 42.98 74.00 -31.02 63.26 35.44 8.93 64.65 -- -- Peak	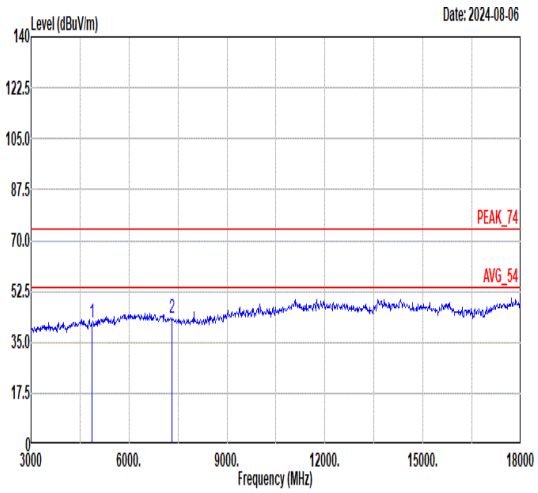 Freq Level Limit Line Margin Read Level Ant Factor Cable Loss Preamp Factor APos TPos Remark MHz dBuV/m dBuV/m dB dBuV dB/m dB dB cm deg 1 4874.00 41.91 74.00 -32.09 65.06 34.33 7.77 65.25 -- -- Peak 2 7311.00 43.51 74.00 -30.49 63.79 35.44 8.93 64.65 -- -- Peak

Mode	36	
	Band Edge	
	2400-2483.5_802.11g_CH11_2462MHz	
ANT	CDD 13+10	
Pol.	Horizontal	Fundamental
Peak	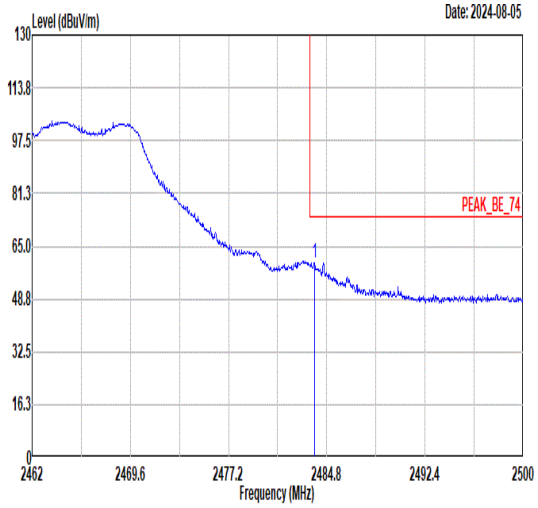 Freq Level Limit Line Margin Read Level Ant Factor Cable Loss Preamp Factor APos TPos Remark MHz dBuV/m dBuV/m dB dBuV dB/m dB dB cm deg 1 2483.85 60.05 74.00 -13.95 57.79 30.85 4.92 33.51 300 134 PEAK	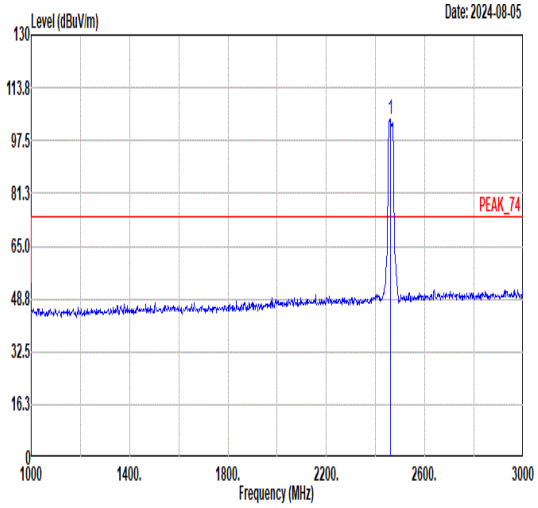 Freq Level Limit Line Margin Read Level Ant Factor Cable Loss Preamp Factor APos TPos Remark MHz dBuV/m dBuV/m dB dBuV dB/m dB dB cm deg 1 2462.00 103.95 ------ ------ 101.85 30.75 4.88 33.53 300 134 PEAK
Avg	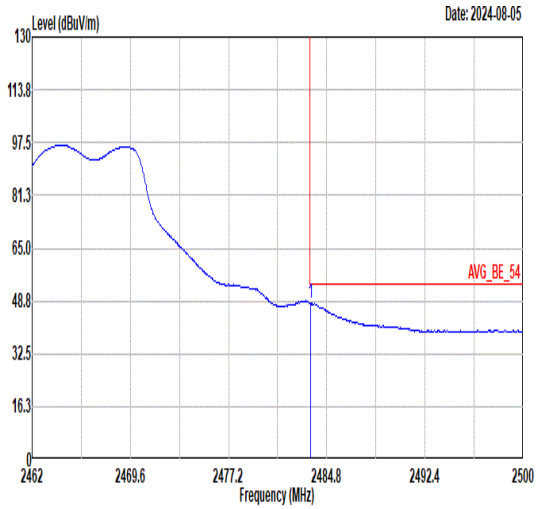 Freq Level Limit Line Margin Read Level Ant Factor Cable Loss Preamp Factor APos TPos Remark MHz dBuV/m dBuV/m dB dBuV dB/m dB dB cm deg 1 2483.55 48.20 54.00 -5.80 45.94 30.85 4.92 33.51 300 134 AVERAGE	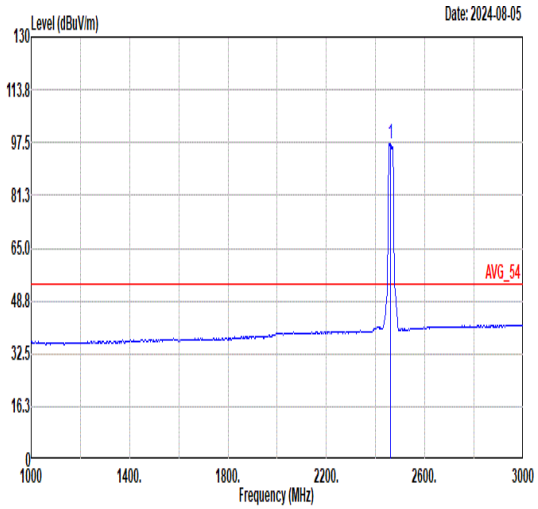 Freq Level Limit Line Margin Read Level Ant Factor Cable Loss Preamp Factor APos TPos Remark MHz dBuV/m dBuV/m dB dBuV dB/m dB dB cm deg 1 2462.00 97.34 ------ ------ 95.22 30.76 4.89 33.53 300 134 AVERAGE

Mode	36	
	Band Edge	
	2400-2483.5_802.11g_CH11_2462MHz	
ANT	CDD 13+10	
Pol.	Vertical	Fundamental
Peak	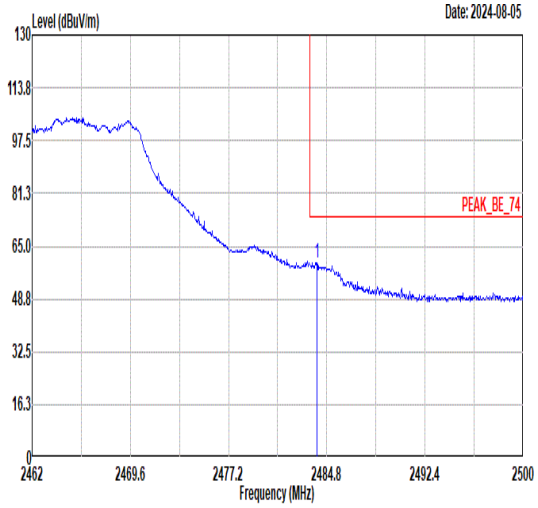 Freq Level Limit Line Margin Read Level Ant Factor Cable Loss Preamp Factor APos TPos Remark MHz dBuV/m dBuV/m dB dBuV dB/m dB dB cm deg 1 2484.04 59.93 74.00 -14.07 57.67 30.85 4.92 33.51 400 250 PEAK	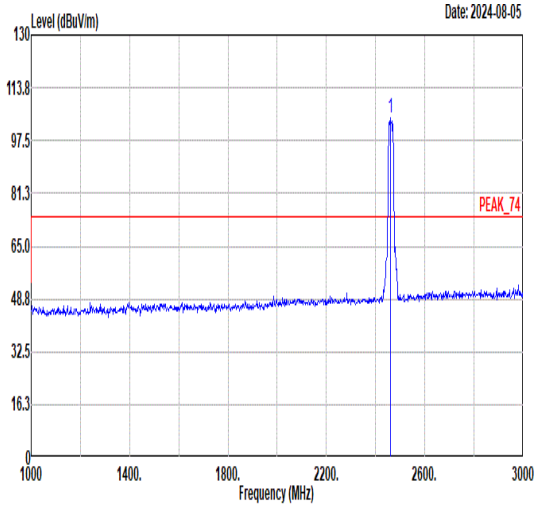 Freq Level Limit Line Margin Read Level Ant Factor Cable Loss Preamp Factor APos TPos Remark MHz dBuV/m dBuV/m dB dBuV dB/m dB dB cm deg 1 2462.00 104.33 ------ ------ 102.21 30.76 4.89 33.53 400 250 PEAK
Avg	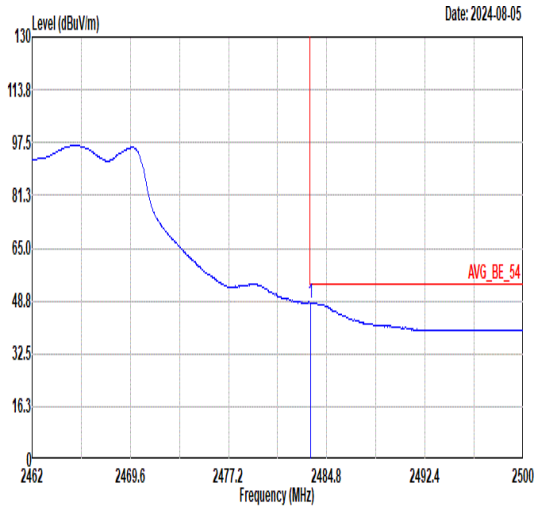 Freq Level Limit Line Margin Read Level Ant Factor Cable Loss Preamp Factor APos TPos Remark MHz dBuV/m dBuV/m dB dBuV dB/m dB dB cm deg 1 2483.55 48.26 54.00 -5.74 46.00 30.85 4.92 33.51 400 250 AVERAGE	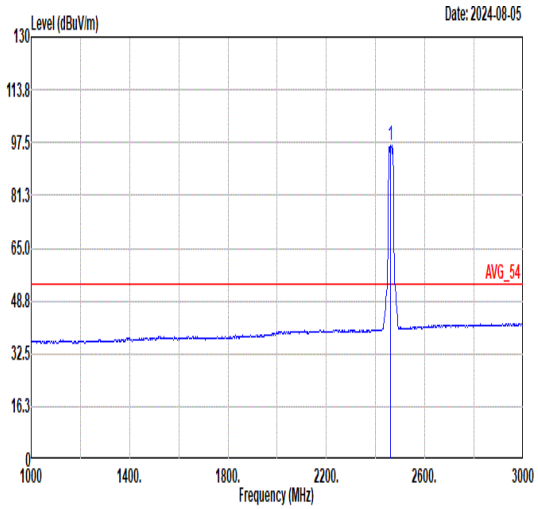 Freq Level Limit Line Margin Read Level Ant Factor Cable Loss Preamp Factor APos TPos Remark MHz dBuV/m dBuV/m dB dBuV dB/m dB dB cm deg 1 2462.00 96.70 ------ ------ 94.58 30.76 4.89 33.53 400 250 AVERAGE

Mode	36	
	Harmonic	
	2400-2483.5_802.11g_CH11_2462MHz	
ANT	CDD 13+10	
Pol.	Horizontal	Vertical
Peak Avg	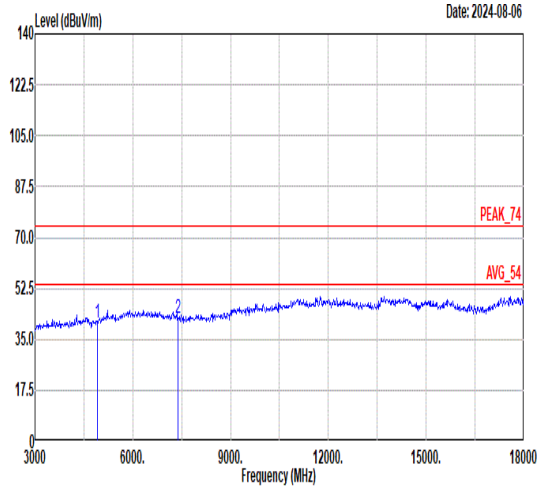 Freq Level Limit Line Margin Read Level Ant Factor Cable Loss Preamp Factor APos TPos Remark MHz dBuV/m dBuV/m dB dBuV dB/m dB dB cm deg 1 4924.00 40.90 74.00 -33.10 63.98 34.40 7.79 65.27 -- -- Peak 2 7386.00 42.11 74.00 -31.89 62.11 35.42 9.17 64.59 -- -- Peak	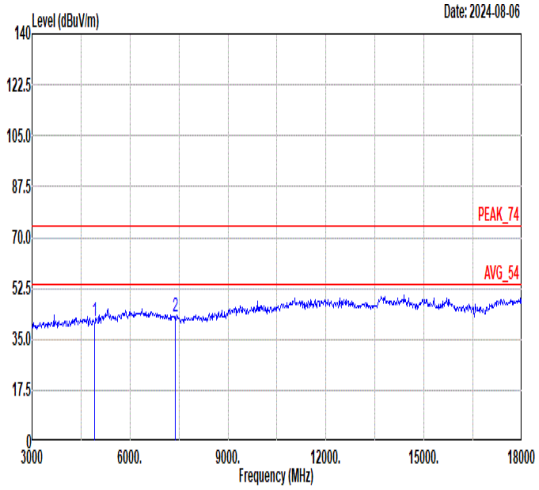 Freq Level Limit Line Margin Read Level Ant Factor Cable Loss Preamp Factor APos TPos Remark MHz dBuV/m dBuV/m dB dBuV dB/m dB dB cm deg 1 4924.00 41.29 74.00 -32.71 64.37 34.40 7.79 65.27 -- -- Peak 2 7386.00 43.03 74.00 -30.97 63.03 35.42 9.17 64.59 -- -- Peak

Mode	37	
	Band Edge	
	2400-2483.5_802.11n HT20_CH01_2412MHz	
ANT	CDD 13+10	
Pol.	Horizontal	Fundamental
Peak	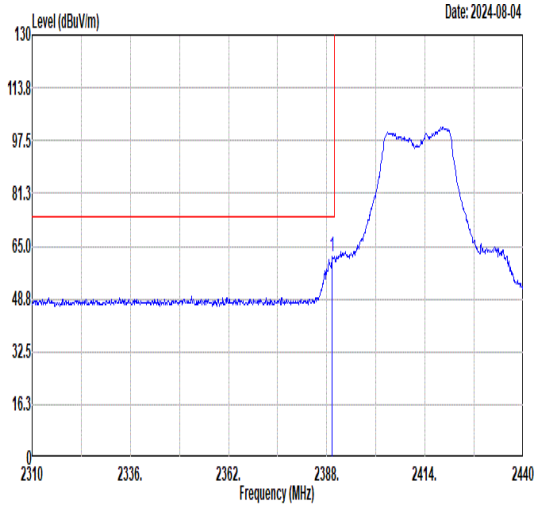 Freq Level Limit Line Margin Read Level Ant Factor Cable Loss Preamp Factor APos TPos Remark MHz dBuV/m dBuV/m dB dBuV dB/m dB dB cm deg 1 2389.30 61.70 74.00 -12.30 59.87 30.61 4.79 33.57 305 143 PEAK	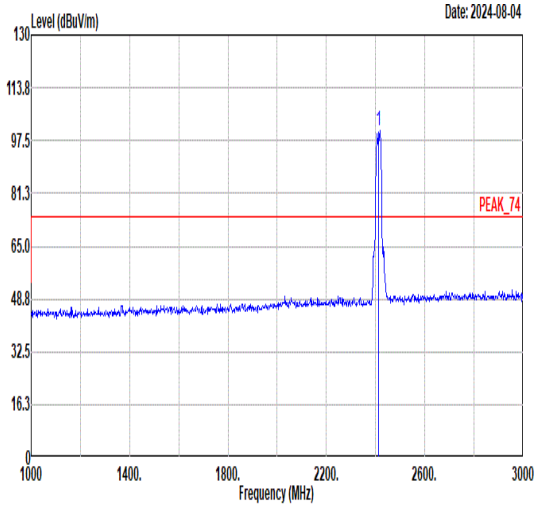 Freq Level Limit Line Margin Read Level Ant Factor Cable Loss Preamp Factor APos TPos Remark MHz dBuV/m dBuV/m dB dBuV dB/m dB dB cm deg 1 2412.00 100.77 ------ ------ 98.84 30.65 4.83 33.55 305 143 PEAK
Avg	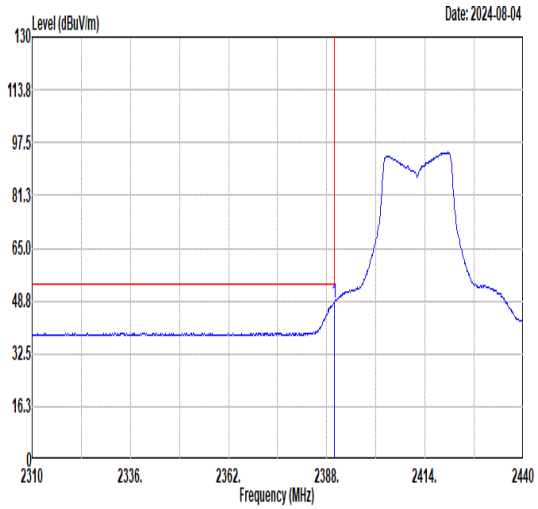 Freq Level Limit Line Margin Read Level Ant Factor Cable Loss Preamp Factor APos TPos Remark MHz dBuV/m dBuV/m dB dBuV dB/m dB dB cm deg 1 2389.95 48.15 54.00 -5.85 46.31 30.61 4.80 33.57 305 143 AVERAGE	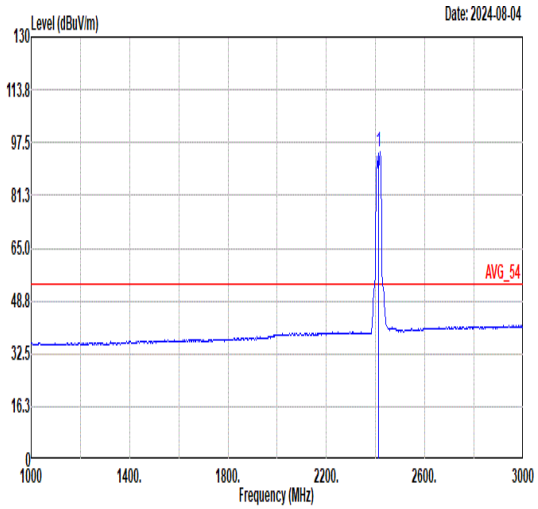 Freq Level Limit Line Margin Read Level Ant Factor Cable Loss Preamp Factor APos TPos Remark MHz dBuV/m dBuV/m dB dBuV dB/m dB dB cm deg 1 2412.00 94.47 ------ ------ 92.54 30.65 4.83 33.55 305 143 AVERAGE

Mode	37	
	Band Edge	
	2400-2483.5_802.11n HT20_CH01_2412MHz	
ANT	CDD 13+10	
Pol.	Vertical	Fundamental
Peak	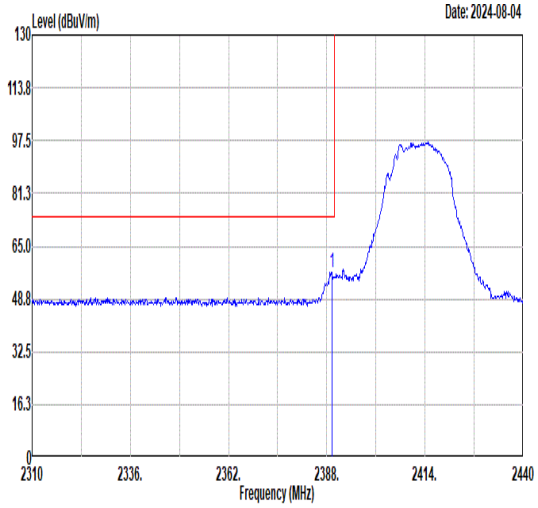 Limit Read Ant Cable Preamp APos TPos Freq Level Line Margin Level Factor Loss Factor Remark MHz dBuV/m dBuV/m dB dBuV dB/m dB dB cm deg 1 2389.43 57.03 74.00 -16.97 55.19 30.61 4.80 33.57 344 276 PEAK	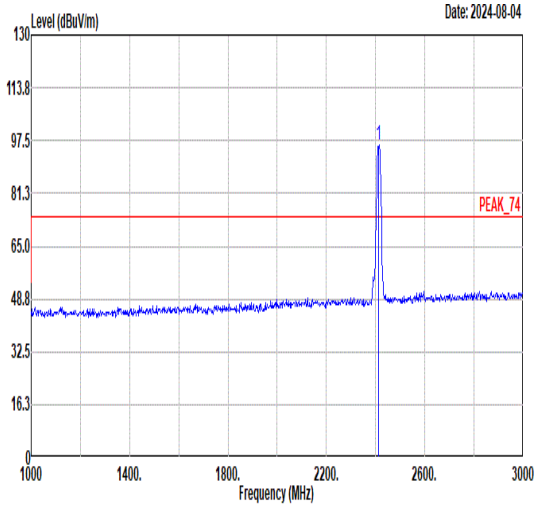 Limit Read Ant Cable Preamp APos TPos Freq Level Line Margin Level Factor Loss Factor Remark MHz dBuV/m dBuV/m dB dBuV dB/m dB dB cm deg 1 2412.00 96.25 ------ ------ 94.34 30.64 4.82 33.55 344 276 PEAK
Avg	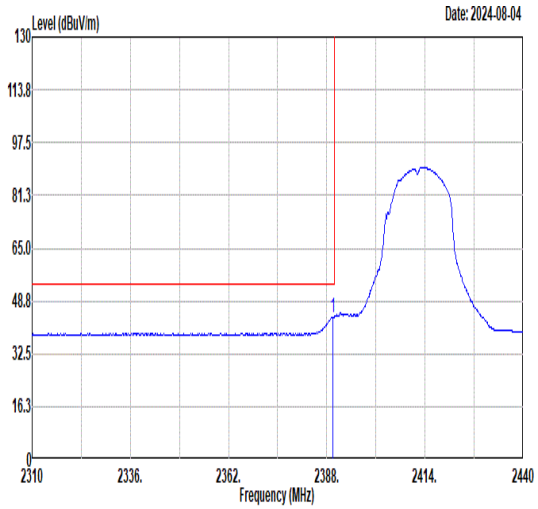 Limit Read Ant Cable Preamp APos TPos Freq Level Line Margin Level Factor Loss Factor Remark MHz dBuV/m dBuV/m dB dBuV dB/m dB dB cm deg 1 2389.69 43.89 54.00 -10.11 42.05 30.61 4.80 33.57 344 276 AVERAGE	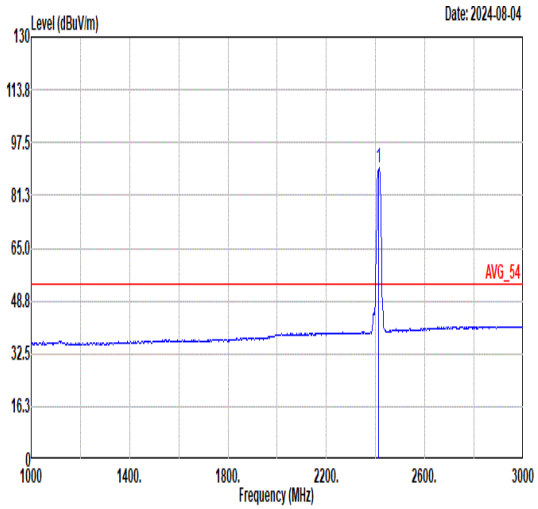 Limit Read Ant Cable Preamp APos TPos Freq Level Line Margin Level Factor Loss Factor Remark MHz dBuV/m dBuV/m dB dBuV dB/m dB dB cm deg 1 2412.00 89.60 ------ ------ 87.69 30.64 4.82 33.55 344 276 AVERAGE

Mode	37	
	Harmonic	
	2400-2483.5_802.11n HT20_CH01_2412MHz	
ANT	CDD 13+10	
Pol.	Horizontal	Vertical
Peak Avg	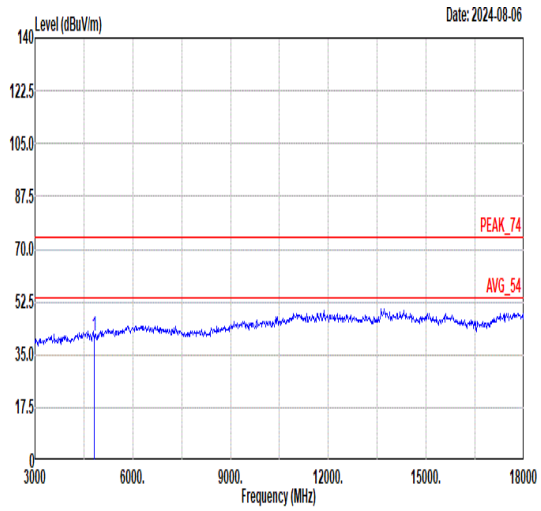 Freq Level Limit Line Margin Read Level Ant Factor Cable Loss Preamp Factor APos TPos Remark MHz dBuV/m dBuV/m dB dBuV dB/m dB dB cm deg 1 4824.00 41.21 74.00 -32.79 64.43 34.26 7.75 65.23 -- -- Peak	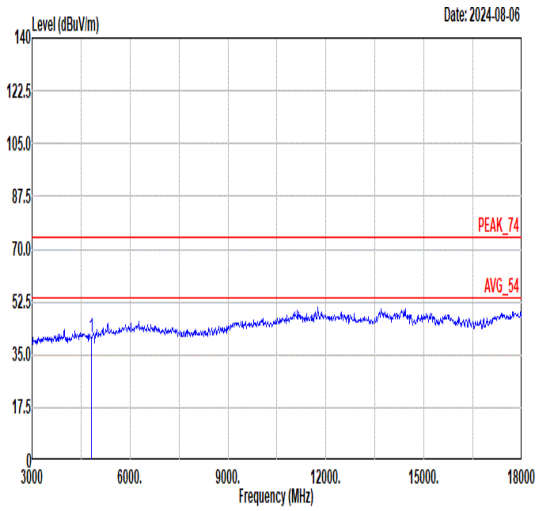 Freq Level Limit Line Margin Read Level Ant Factor Cable Loss Preamp Factor APos TPos Remark MHz dBuV/m dBuV/m dB dBuV dB/m dB dB cm deg 1 4824.00 40.86 74.00 -33.14 64.08 34.26 7.75 65.23 -- -- Peak

Mode	38	
	Harmonic	
	2400-2483.5_802.11n HT20_CH06_2437MHz	
ANT	CDD 13+10	
Pol.	Horizontal	Vertical
Peak Avg	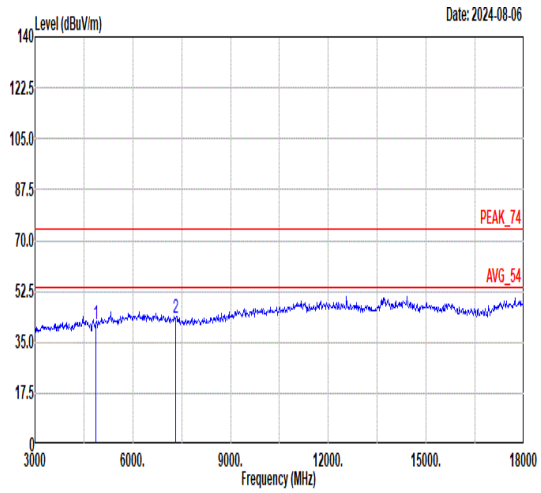 Freq Level Limit Line Margin Read Level Ant Factor Cable Loss Preamp Factor APos TPos Remark MHz dBuV/m dBuV/m dB dBuV dB/m dB dB cm deg 1 4874.00 41.26 74.00 -32.74 64.41 34.33 7.77 65.25 -- -- Peak 2 7311.00 43.16 74.00 -30.84 63.44 35.44 8.93 64.65 -- -- Peak	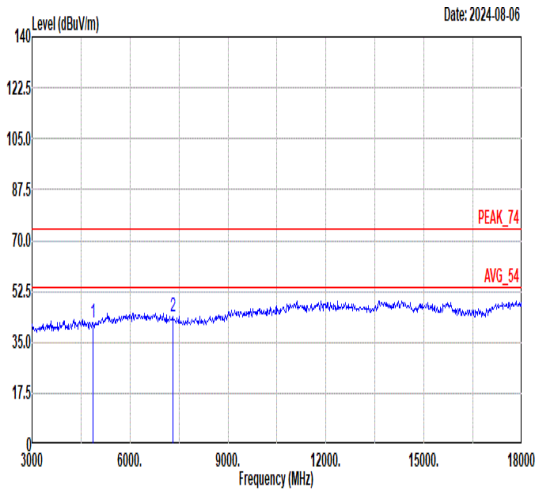 Freq Level Limit Line Margin Read Level Ant Factor Cable Loss Preamp Factor APos TPos Remark MHz dBuV/m dBuV/m dB dBuV dB/m dB dB cm deg 1 4874.00 41.58 74.00 -32.42 64.73 34.33 7.77 65.25 -- -- Peak 2 7311.00 43.71 74.00 -30.29 63.99 35.44 8.93 64.65 -- -- Peak