







ART DEPARTMENT

Job # / Filename 2017-08-25_BS_ToyRCTransformingMissileLauncher_Blk		**Product Line** Blue Hat Toy Company	
Designer Dinh Tran/Nick Xue/Luna Qin	**Brand Manager** Lisa Nagamoto	**Finished Size** 16" L x 10" H x 10" W / 40.6cm L x 25.4cm H x 25.4cm W	
File Format Adobe Illustrator CC (live)/CS4 (OL)	**Fonts** Univers, September, Future Bugler, Trade Gothic Helvetica, FF Gothic	**Color (Spot or 4C)** 4 Color Process	**# of Colors** 4
Printing Process / Finishing Gloss PP Coating		**Comments**	

MerchSource

All copyright, trademark and patent rights or any other intellectual property rights or material associated with the content provided herein, and the selection, coordination and arrangement of such content, are owned exclusively by MERCHSOURCE LLC., or any third-party licensors. The use or misuse of any copyrights, trademarks, patents or any other intellectual property or materials, except as permitted herein, is expressly prohibited. Any infringements shall be prosecuted to the fullest extent of the law, both foreign and domestic.

C M Y K DIELINE

CAR TRANSFORMS
TO DART LAUNCHER IN JUST SECONDS!
FULL FUNCTION
REMOTE CONTROL

Car requires 6 "AA" (1.5V) batteries (not included) and remote control requires 2 "AA" (1.5V) batteries (not included). See bottom panel for complete operating instructions. Colors and styles may vary.

- Includes 10 Safe Suction Darts
- Full Function Wireless Remote Control
- Racer Instantly Transforms Into Missile Launcher

BLUE HAT
TOY COMPANY

TRANSFORMING MISSILE LAUNCHER

RADIO CONTROLLED CAR

BLUE HAT
TOY COMPANY

TRANSFORMING MISSILE LAUNCHER

RADIO CONTROLLED CAR

BOX CONTAINS THE FOLLOWING FREQUENCY:
☑ 27 MHz
☐ 49 MHz

BATTERY OPERATED PLAY VEHICLE

AGES 6 AND UP

⚠ WARNING!
CHOKING HAZARD -
Small parts. Not suitable for children under 3 years.

BLUE HAT
TOY COMPANY

CAR TRANSFORMS
TO DART LAUNCHER IN JUST SECONDS!

WIRELESS RC ACTION!

TRANSFORMING MISSILE LAUNCHER

RADIO CONTROLLED CAR

BLUE HAT
TOY COMPANY

TRANSFORMING MISSILE LAUNCHER

RADIO CONTROLLED CAR

CAR TRANSFORMS
TO DART LAUNCHER IN JUST SECONDS!

EXCITING RADIO CONTROLLED ACTION

- Includes 10 Safe Suction Darts
- Full Function Wireless Remote Control
- Racer Instantly Transforms Into Missile Launcher

TRANSFORMING MISSILE LAUNCHER

RADIO CONTROLLED CAR

SAFETY PRECAUTIONS

- Do not operate during thunderstorms or rain.
- Avoid water, sand and snow when operating your car.
- Do not submerge car or controller in water.
- Never operate your car on the street or highway.
- Adult supervision is recommended when operating this car.
- Remove all batteries when not in use to avoid accidental operation.
- Never operate your car in a confined or crowded area, and do not use people or animals as obstacles.
- Do not run your car into furniture, objects or hard surfaces, as this will cause damage to both the objects and the car.
- Keep fingers, hair and loose clothing away from the tires, gears and motor while the car is switched to "ON".
- Do not leave car or transmitter near sources of heat or under direct sunlight for long periods of time.
- Do not leave car or transmitter outside overnight. Dampness is harmful to interior components.

BATTERY INFORMATION

Operation requires 6 "AA" batteries (not included) for car and 2 "AA" battery (not included) for radio controller.

- Carefully remove items from packaging.
- Refer to the diagram on the right for battery installation. Unscrew the battery door located on the roof of the car with a Phillips screw driver.
- Insert 6 "AA" batteries while observing the correct polarity.
- Close and screw back to close the battery door.
- Slide open the battery compartment door on the back of the controller. Insert 2 "AA" battery following the correct polarity. Replace the battery compartment door.

A.B.C
OFF ON
Requires 6 "AA" batteries (not included)
Requires 2 "AA" batteries (not included)

SAFETY WARNINGS - PLEASE READ BEFORE USING PRODUCT

- Not recommended for children under 6 years of age. As with all electrical products, precautions should be observed during handling and use to reduce the risk of electrical shock.
- Inspect the product before every use. If the product appears damaged in any manner, discontinue use and discard immediately

BATTERY WARNING:

- Do not mix old and new batteries.
- Do not mix alkaline, standard (carbon-zinc), or rechargeable batteries.
- Insert batteries using the correct polarity. Do not short-circuit the supply terminal.
- Remove batteries when not in use. Recycle or dispose of exhausted batteries according to federal, state, and local laws. Do not dispose of batteries in a fire - they may leak or explode.
- Only use manufacture specified battery(ies), charger(s) and/or adapter, if applicable, specified by the manufacturer.
- Always use, replace, and recharge (if applicable) batteries under adult supervision.

KEEP THIS PACKAGE FOR REFERENCE AS IT CONTAINS IMPORTANT INFORMATION.

WARNING: Changes or modifications to this unit not expressly approved by the party responsible for compliance could void the user's authority to operate the equipment.

This device complies with Part 15 of the FCC Rules. Operation is subject to the following two conditions: (1) this device may not cause harmful interference, and (2) this device must accept any interference received, including interference that may cause undesired operation.

Note: This equipment has been tested and found to comply with the limits for a Class B digital device, pursuant to part 15 of the FCC Rules. These limits are designed to provide reasonable protection against harmful interference in a residential installation. This equipment generates, uses and can radiate radio frequency energy and, if not installed and used in accordance with the instructions, may cause harmful interference to radio communications.
However, there is no guarantee that interference will not occur in a particular installation. If this equipment does cause harmful interference to radio or television reception, which can be determined by turning the equipment off and on, the user is encouraged to try to correct the interference by one or more of the following measures:
—Reorient or relocate the receiving antenna.
—Increase the separation between the equipment and receiver.
—Connect the equipment into an outlet on a circuit different from that to which the receiver is connected.
—Consult the dealer or an experienced radio/TV technician for help.

0000000 (00000)

Made in China

©2017 MerchSource, LLC. Blue Hat Toy Co and all associated logos are trademarks of Merchsource, LLC. All rights reserved.
Distributed by MerchSource, LLC, Irvine, CA 92618.
PATENT PENDING

For technical support, please call 1-800-374-2744.

The artwork and design of this package are protected by US copyright law and may not be reproduced, distributed, displayed, published or used for any purpose without prior written permission. It is not permitted to alter, remove or reproduce any trademarks or copyright notice from this package.

0-3

16" L x 10" H x 10" W