

SHARPER IMAGE®

RC ALL-TERRAIN VEHICLE OFF ROAD RACER

AVAILABLE IN 2 FREQUENCIES!

BOX CONTAINS THE FOLLOWING FREQUENCY:

☐ 27 MHz
☐ 49 MHz

BATTERY OPERATED PLAY VEHICLE

AGES 6 AND UP

⚠ WARNING!
CHOKING HAZARD-
Small parts . Not suitable for children under 3 years.

SPRING-LOADED SHOCKS
FOR OFF-ROAD ACTION!

TWO FREQUENCIES
FOR COMPETITIVE RACING

SHARPER IMAGE®

RC ALL-TERRAIN VEHICLE
OFF ROAD RACER

SHARPER IMAGE®

RC ALL-TERRAIN VEHICLE
OFF ROAD RACER

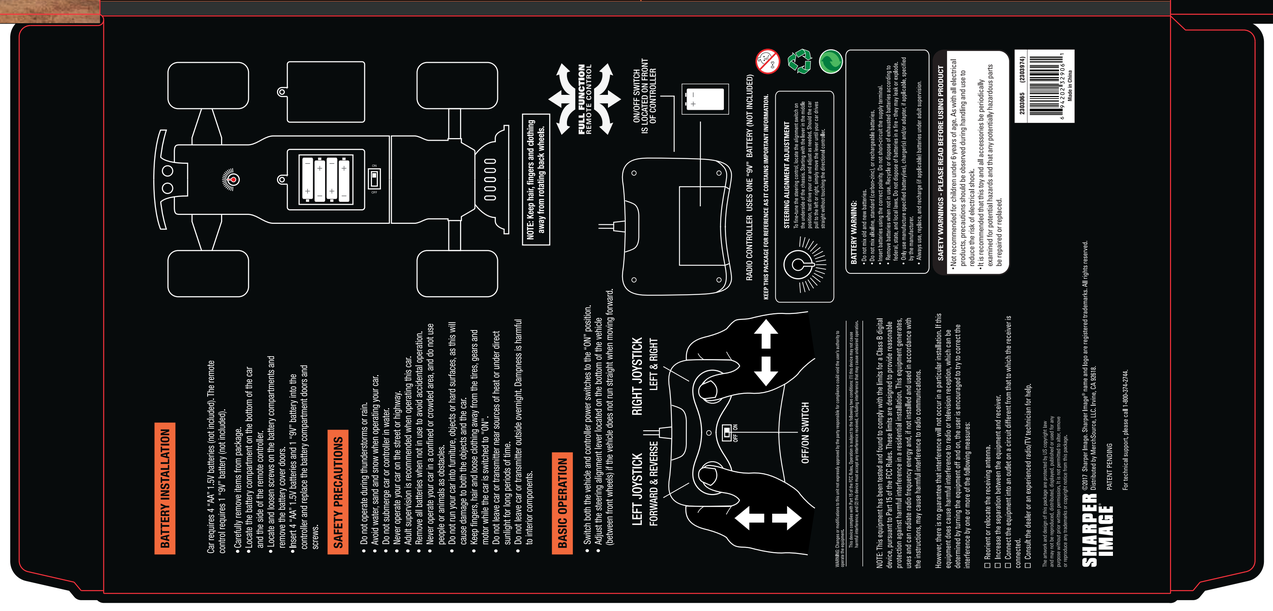

BATTERY INSTALLATION

Car requires 4 "AA" 1.5V batteries (not included). The remote control requires 1 "9V" battery (not included).

- Carefully remove items from package.
- Locate the battery compartment on the bottom of the car and the back of the remote control. Open the battery compartments and remove the battery cover doors.
- Insert 4 "AA" 1.5V batteries and 1 "9V" battery into the controller and replace the battery compartment doors and screws.

SAFETY PRECAUTIONS

- Do not operate during thunderstorms or rains.
- Avoid water, sand and snow when operating your car.
- Do not submerge car or controller in water.
- Do not operate your car on the street or highway.
- Adult supervision is recommended when operating this car.
- Remove all batteries when not in use to avoid accidental operation.
- Never operate your car in a confined or crowded area, and do not use your car indoors.
- Do not run your car into furniture, objects or hard surfaces, as this will cause damage to both the objects and the car.
- Keep fingers, hair and loose clothing away from the tires, gears and motor while the car is switched to "ON".
- Do not leave your car or transmitter near sources of heat or under direct sunlight for long periods of time.
- Do not leave car or transmitter outside overnight. Dampness is harmful to interior components.

BASIC OPERATION

- Switch both the vehicle and controller power switches to the "ON" position.
- Adjust the steering alignment lever located on the bottom of the vehicle (between front wheels) if the vehicle does not run straight when moving forward.

WARNING: Changes or modifications to this unit not expressly approved by the party responsible for compliance could void the user's authority to operate the equipment.

NOTE: This equipment has been tested and found to comply with the limits for a Class B digital device, pursuant to Part 15 of the FCC Rules. These limits are designed to provide reasonable protection against harmful interference in a residential installation. This equipment generates, uses and can radiate radio frequency energy and, if not installed and used in accordance with the instructions, may cause harmful interference to radio communications.

However, there is no guarantee that interference will not occur in a particular installation. If this equipment does cause harmful interference to radio or television reception, which can be determined by turning the equipment off and on, the user is encouraged to try to correct the interference by one or more of the following measures:

☐ Reorient or relocate the receiving antenna.
☐ Increase the separation between the equipment and receiver.
☐ Connect the equipment into an outlet on a circuit different from that to which the receiver is connected.
☐ Consult the dealer or an experienced radio/TV technician for help.

This device complies with Part 15 of the FCC Rules. Operation is subject to the following two conditions: (1) this device may not cause harmful interference, and (2) this device must accept any interference received, including interference that may cause undesired operation.

SHARPER IMAGE
©2017 Sharper Image. Sharper Image® name and logo are registered trademarks. All rights reserved.
Distributed by MerchSource, LLC, Irvine, CA 92618.

PATENT PENDING

For technical support, please call 1-800-376-2244.

ART DEPARTMENT			
Job # / Filename 2017-04-12_SI_ToyRCOffRoadRacer_BluRed_BlkOra		Product Line Sharper Image - RC	Revision #
Designer Jack Ma/Nick Xue	Brand Manager Lisa Nagamoto	Finished Size 14.96" W x 7.677" H x 8.11" D - 38cm W x 19.5cm H x 20.6cm D	Today's Date 04/12/2017
File Format Adobe Illustrator CC (live)/CS4 (OL)	Fonts DIN, Nokia, Helvetica, Verdana	Color (Spot or 4C) 4 Color Process	# of Colors 4
Printing Process / Finishing Matte PP Coating		Comments	

MerchSource
All copyright, trademark and patent rights or any other intellectual property rights or material associated with the content provided herein, and the selection, coordination and arrangement of such content, are owned exclusively by MERCHSOURCE LLC, or any third-party licensors. The use or misuse of any copyrights, trademarks, patents or any other intellectual property or materials, except as permitted herein, is expressly prohibited. Any infringements shall be prosecuted to the fullest extent of the law, both foreign and domestic.

C M Y K DIELINE