


OMNIA Q 10W Wireless Charging Pad

EN User Manual P1

TC 使用手冊 P2



English

User Manual

© 2019 ADAM elements International Co., Ltd.
All other trademarks / logos are property of their owners.

OMNIA Q 10W Wireless Charging Pad

Specification

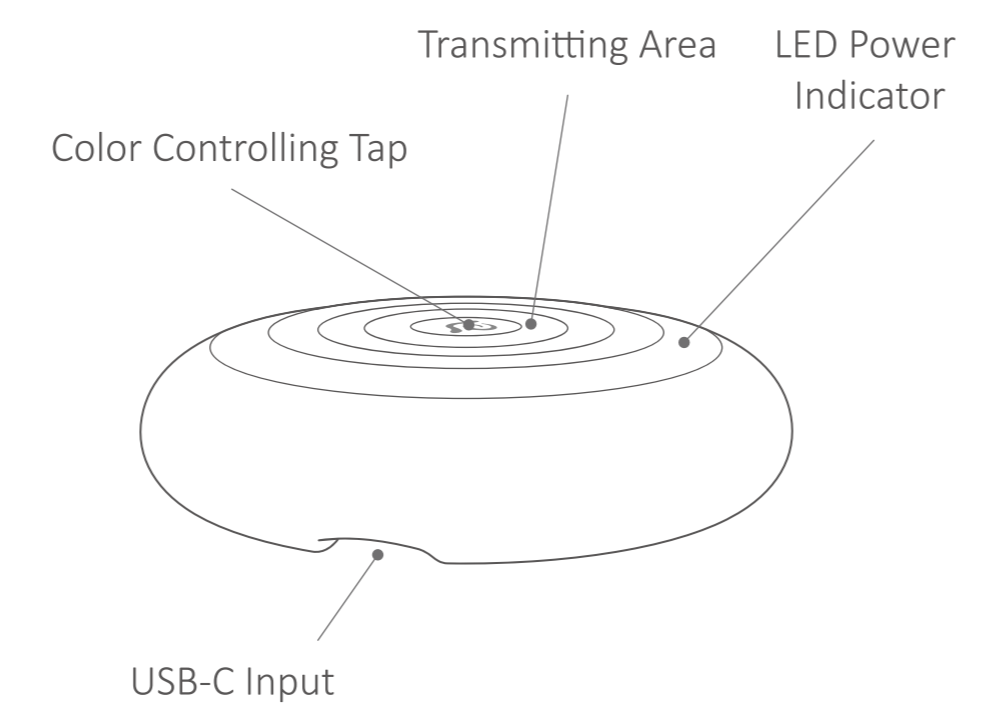
Input Interface: USB-C Female
Output Interface: Qi Wireless Charging (Max 10W)

Power Rating:
• 5V=1A, 6.25V=1.2A, 9V=1.1A
• Supports 5W/10W, Apple 7.5W

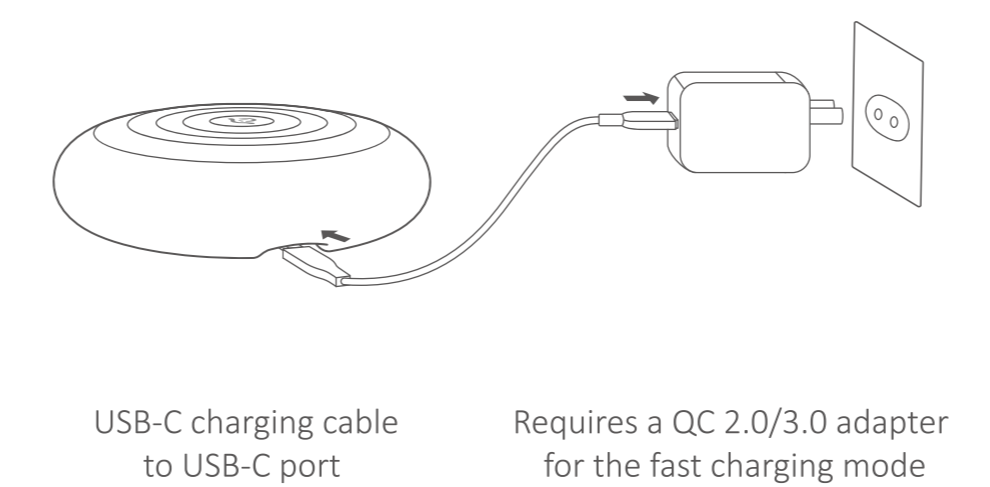
Working Temperature: 0- 45 C
Storage Temperature:-20- 60 C

Size: 111 x 111 x 30.5 mm
Weight: 72g
Warranty: 3 Years

Product Introduction

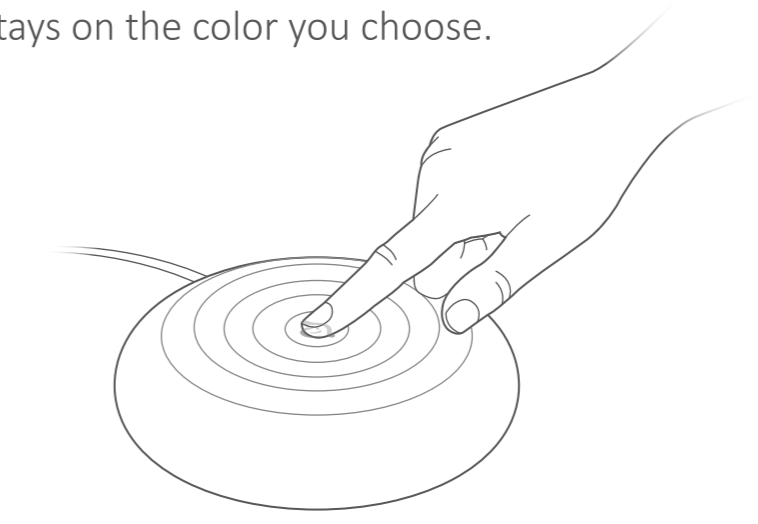


Instructions



Color Selection

- Press the Adam logo to switch between colors.
- Long press the Adam logo to enable color blending mode.
- Release at any moment you desire. It stays on the color you choose.



FCC STATEMENT :

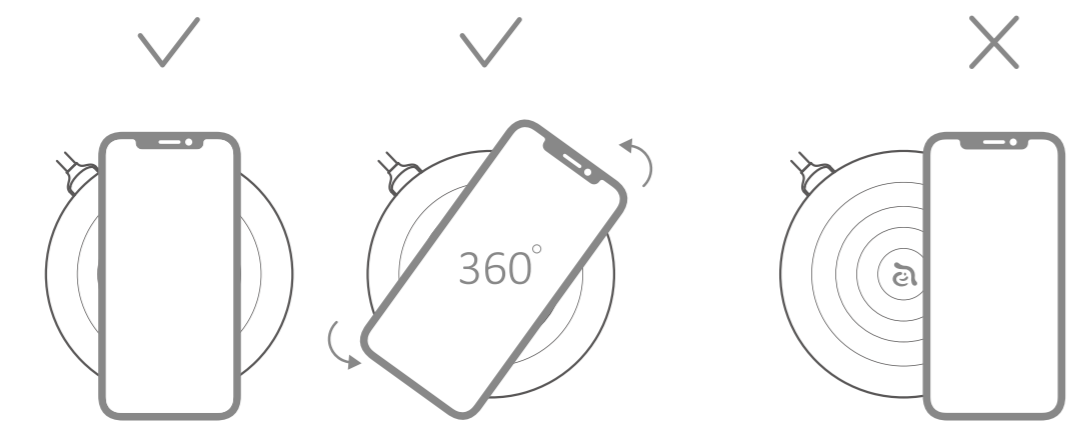
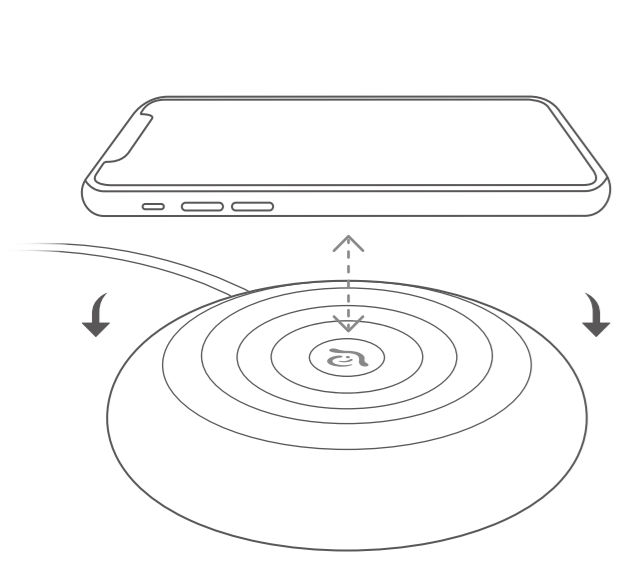
This device complies with Part 15 of the FCC Rules. Operation is subject to the following two conditions:
 (1) This device may not cause harmful interference, and
 (2) This device must accept any interference received, including interference that may cause undesired operation.
Warning: Changes or modifications not expressly approved by the party responsible for compliance could void the user's authority to operate the equipment.

NOTE: This equipment has been tested and found to comply with the limits for a Class B digital device, pursuant to Part 15 of the FCC Rules. These limits are designed to provide reasonable protection against harmful interference in a residential installation. This equipment generates uses and can radiate radio frequency energy and, if not installed and used in accordance with the instructions, may cause harmful interference to radio communications. However, there is no guarantee that interference will not occur in a particular installation. If this equipment does cause harmful interference to radio or television reception, which can be determined by turning the equipment off and on, the user is encouraged to try to correct the interference by one or more of the following measures:

- Reorient or relocate the receiving antenna.
- Increase the separation between the equipment and receiver.
- Connect the equipment into an outlet on a circuit different from that to which the receiver is connected.
- Consult the dealer or an experienced radio/TV technician for help.

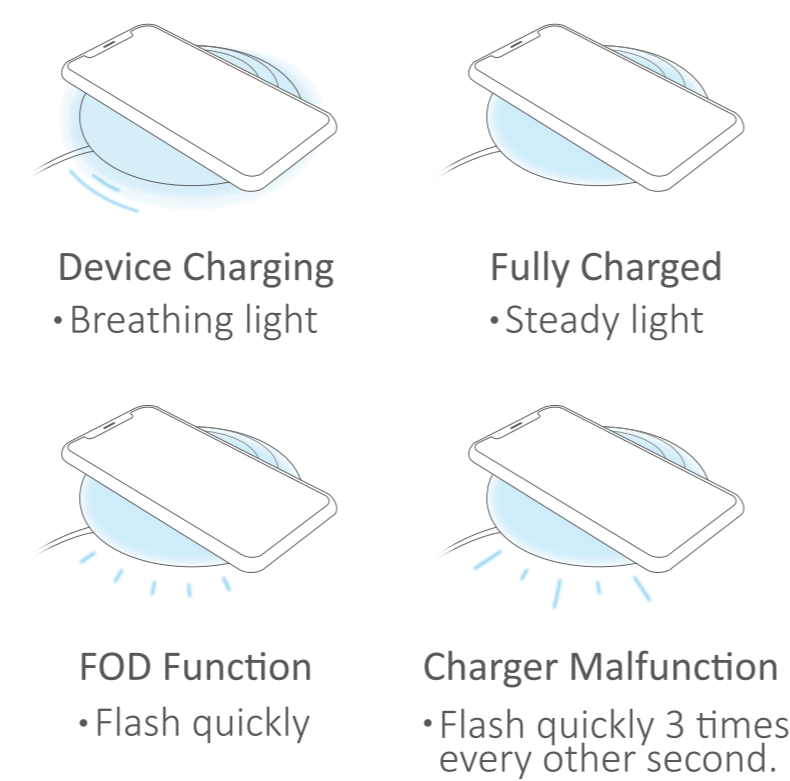
FCC Radiation Exposure Statement:
 This equipment complies with FCC radiation exposure limits set forth for an uncontrolled environment. This equipment should be installed and operated with minimum distance 20cm between the radiator & your body.

Effective Area



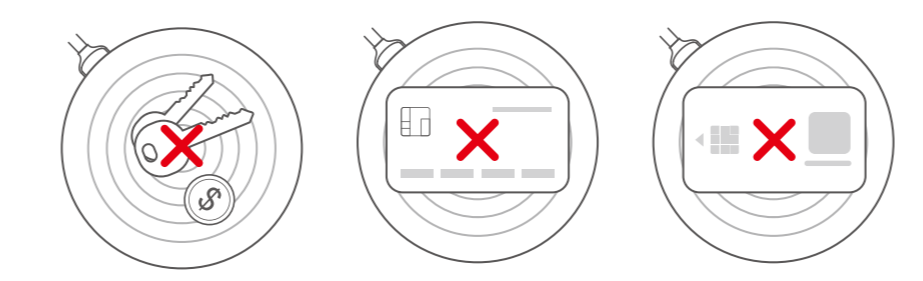
place your device at the center of the charging pad.

Light Mode



FOD (Foreign Object Detection)

The light blinks when a metal foreign object is detected on the wireless charger.



- ⚠ Please remove all metal and magnetic objects from the back of your phone prior to charging.
- ⚠ Do not place any credit card on OMNIA Q to prevent damage or demagnetization.

Caution

- ⚠ To avoid any damage to OMNIA Q, please check the if the output voltage of the power source is suitable for OMNIA Q.
- ⚠ Do not use or store in damp, or high temperature environment.
- ⚠ Do not drop, shake, or squeeze OMNIA Q.

More information please visit ADAM store



繁體中文

使用說明書

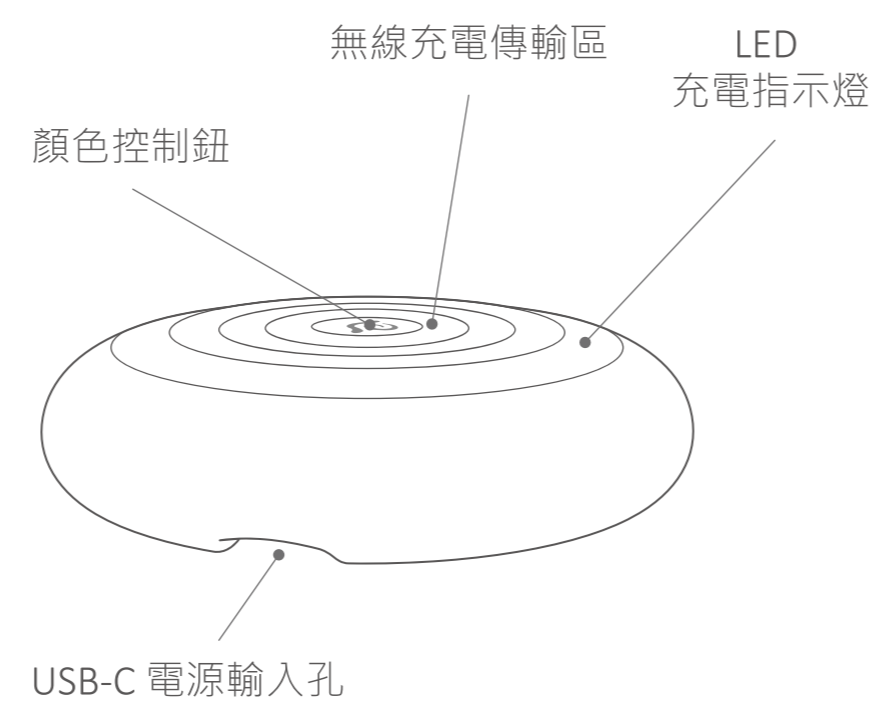
©2019 ADAM elements International Co., Ltd.
All other trademarks / logos are property of their owners.

OMNIA Q 10瓦無線充電盤

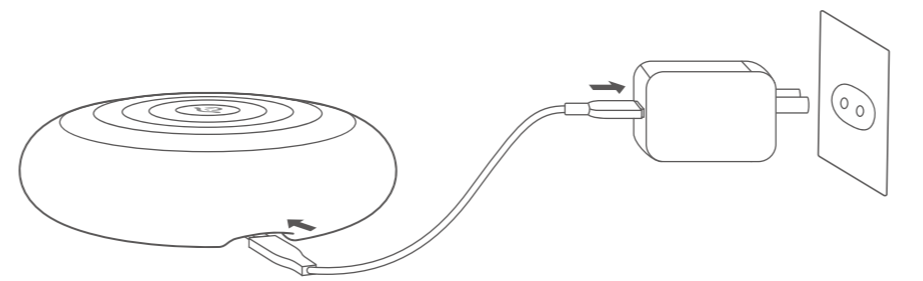
產品規格

輸入介面：USB-C 母座
輸出介面：Qi無線充電，最高可達10W
充電效率：
• 5V=1A, 6.25V=1.2A, 9V=1.1A
• Supports 5W/10W, Apple 7.5W
正常工作溫度：0- 45 C
儲存溫度：-20- 60 C
產品尺寸：111 x 111 x 30.5 mm
產品重量：72g
保固：3年

認識您的OMNIA Q



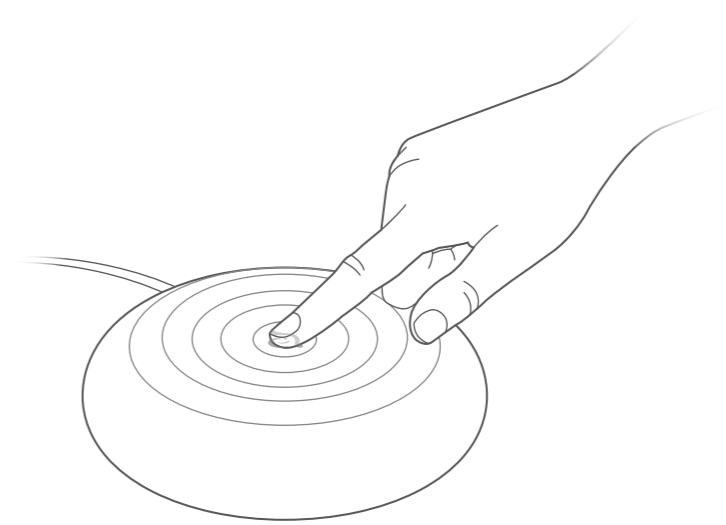
使用方法



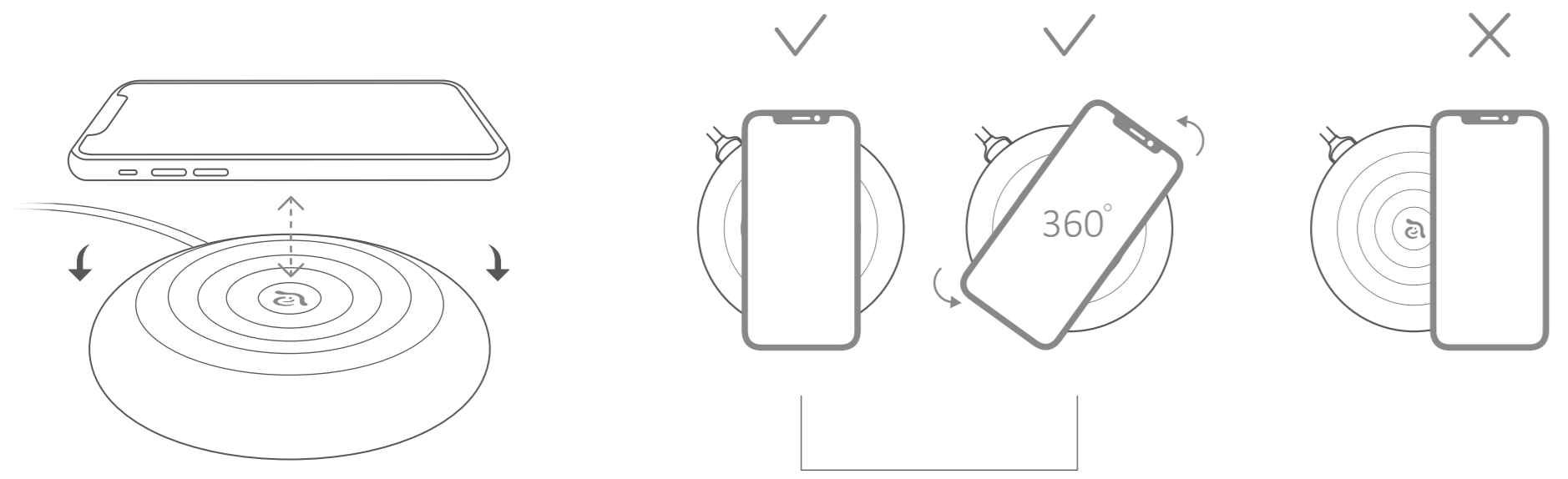
將 USB-C 充電線接上 OMNIA Q 的 USB-C母座 另一端接上 QC 2.0 或 QC 3.0 的充電器即可達到快充模式

顏色選擇

- 按壓中間的ADAM logo 可切換7種不同的顏色。
- 輕輕長按中間的ADAM logo 會有漸變混色功能，按壓至您想要的顏色後放開即可。



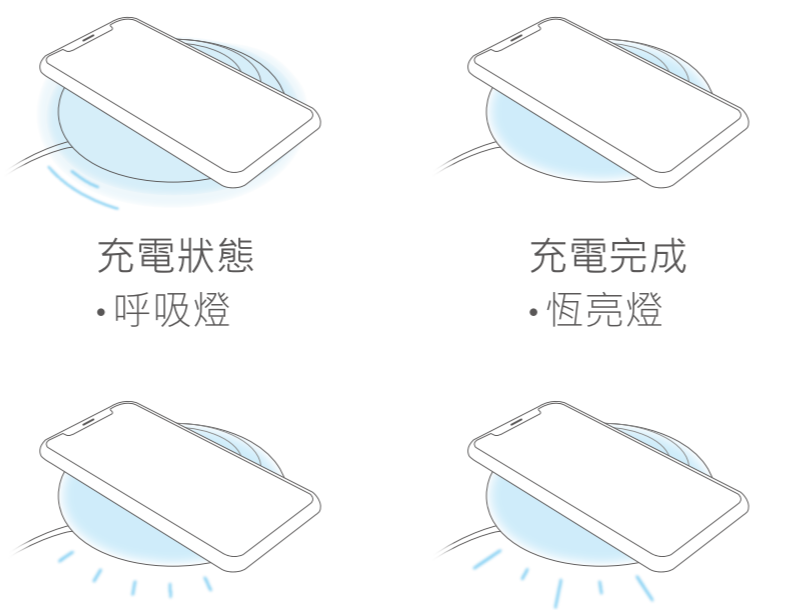
有效充電區域



距離 ≤ 8mm

手機應放置在充電盤的中央

燈號模式



金屬異物偵測 (FOD) 快速閃爍 充電無法正常運作 每隔1秒快速閃爍3次

金屬異物偵測 (FOD)

☀ 當有金屬異物接近無線充電盤時，OMNIA Q 的燈號便會閃爍提醒。



- ⚠ 充電前，請先移除所有貼在手機背面的金屬或具有磁性的物質後再充電。
- ⚠ 請勿放置信用卡在 OMNIA Q 上，以免卡片被消磁或損壞。

注意事項

- ⚠ 請選用合適電壓的充電器做為 OMNIA Q 的電源，以免 OMNIA Q 受到損壞。
- ⚠ 請勿在潮濕或高溫的環境下使用。
- ⚠ 請勿摔落、搖晃或擠壓。



More information please visit ADAM store