


Maxin Bluetooth keyboard user manual

1.Keyboard Feature

Light, durable, fast-reflected and artistic keyboard,Using Bluetooth 3.0 solution with high-speed and users can input text directly after connecting with tablets
Multiple systems Android/IOS/Windows are compatible Perfectly.

Systems requirement: [Windows 2000/xp/Vista/Windows7/Windows8](#), [Android](#), [IOS](#), [MAC](#)










2. Package inside:

Bluetooth Keyboard: Key-5102BT
two piece AAA battery 1.5V
User manual

3. Multimedia keys function on different system

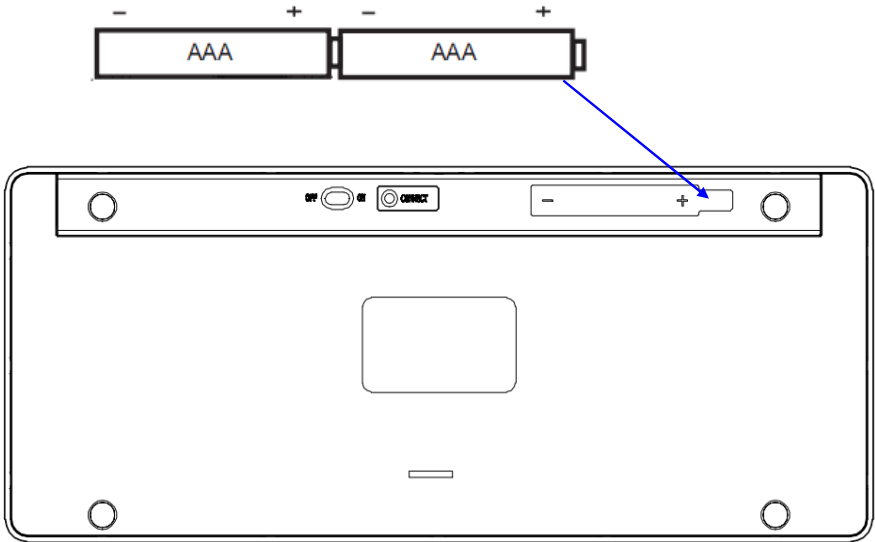
All the keys printed in blue color(Virtual Keyboard/Page UP / Down / Home / End)
They only work fine on all OS platform with **FN** combination.

Hot-key	android	Window	iPad Mini
Esc	Home	Esc	Home
F1	Return	F1	-
F2	Search	F2	Search
F3	Language switch	F3	Language switch
F4	Copy	F4	Copy
F5	Paste	F5	Paste
F6	Cut	F6	Cut
F7	Select all	F7	Select all
F8	Previous	F8	Previous
F9	Pause/Play	F9	Pause/Play

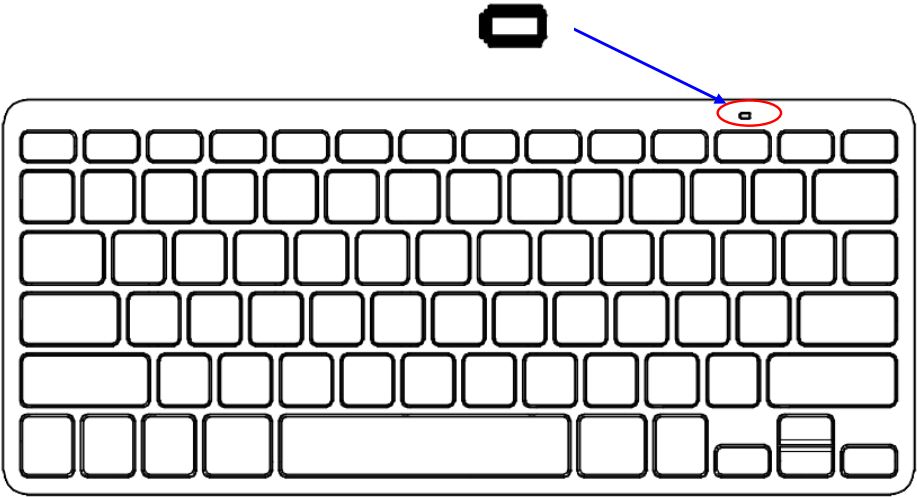
 F10	Next	F10	Next
 F11	Volume down	F11	Volume down
 F12	Volume up	F12	Volume up
 Delete	Lock screen	Delete	Lock screen
 Mail	Mail	Mail	-
 Browser	Browser	Browser	-
 Ctrl	Virtual Keyboard	Ctrl	Virtual Keyboard

3. Detail using instruction

First step, Install the battery into battery compartment as below



Red LED Here will blink after battery assembling successfully, it means keyboard has power, you can go to next step



Please see below table showing LED behavior

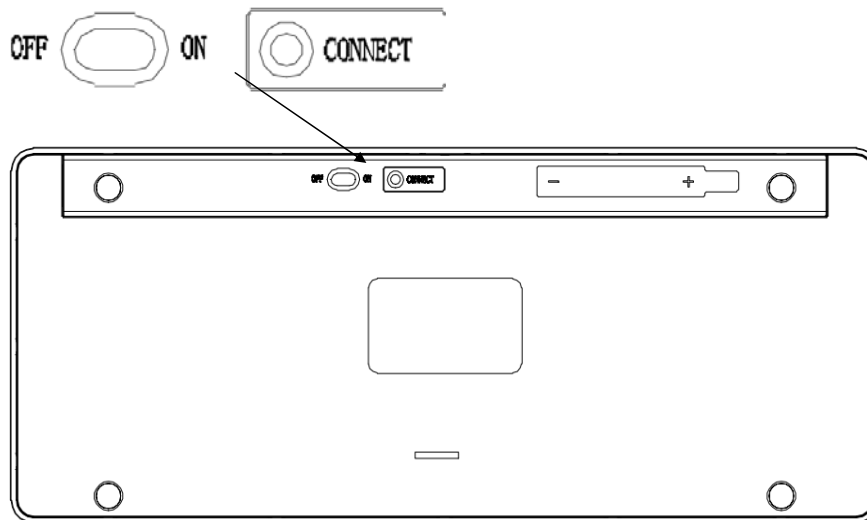
Battery assemble	Red lights stop flashing, red light turns off after 3 seconds
Pairing start	Red light flashes
Pairing complete	Red lights stop flashing, red light turns off after 3 seconds
Out of range	Bright red light, closes after 5 seconds
Low battery indicator	Slow flashing red light, every 5 seconds Gunter confirmation

Then Turn the power switch on keyboard back to "ON", power is ON

Then press "Connect" button, Red led will keep flash. Please open "Bluetooth setting" on your tablet and it will search automatically

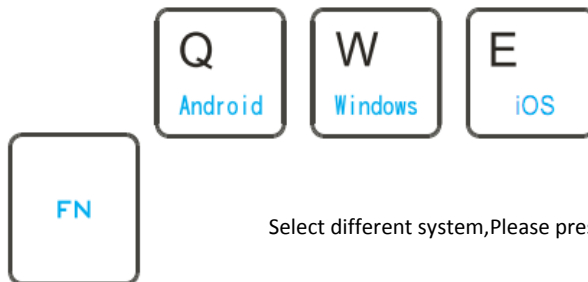
There's a device "Bluetooth 3.0 Keyboard", click here and a set of four-digit code will be generated randomly

Please enter four code above, Pairing completes. Red lights stop flashing, and turns off after 3 seconds



Remark:

Before using, please ensure you switch keyboard to homologous system (Windows/Android/iOS with FN combination)



Select different system, Please press "Q" or "W" or "E" and FN combination

FCC STATEMENT

1. This device complies with Part 15 of the FCC Rules.
Operation is subject to the following two conditions:
 - (1) This device may not cause harmful interference, and
 - (2) This device must accept any interference received, including interference that may cause undesired operation.
2. Changes or modifications not expressly approved by the party responsible for compliance could void the user's authority to operate the equipment.

FCC Radiation Exposure Statement:

The device has been evaluated to meet general RF exposure requirement.
The device can be used in portable exposure condition without RF striction.