



HCT Co., Ltd.

74, Seoicheon-ro 578beon-gil, Majang-myeon, Icheon-si, Gyeonggi-do, 17383 KOREA
Tel. +82 31 634 6300 Fax. +82 31 645 6401

<p>Appendix A: Test Setup Photo</p>	<p>FCC ID. 2ABTKSC300I</p> <p>File No. HCT-RF-2010-FC001-P HCT-RF-2010-FC004-P</p>
---	--

REVISION HISTORY

The revision history for this document is shown in table.

Revision No.	Date of Issue	Description
0	October 14, 2020	Initial Release

1. Radiated Test Setup Photo


1.1 BT LE

Radiated spurious emissions & Restricted Band Edge (Above 1 GHz)


















Radiated spurious emissions (Below 1GHz)
















1.2 24GHz Radar

1GHz under







1 GHz ~ 18 GHz







18 GHz ~ 40 GHz







40 GHz ~ 60 GHz






60 GHz ~ 90 GHz






90 GHz ~ 100 GHz





2. Conducted Test Setup Photo



3. AC Power Line Conducted Test Setup Photo

3.1. BT LE



3.2. 24 GHz Radar

