

VDP-100 USER MANUAL

VATOO INC

VATOO INC	Title	VDP-300 Intercom User Manual	Version	V1.0
			Release	2014.01.20.

CONTENTS

1. VDP-100 INTERCOM FEATURES 3

2. VDP-100 INTERCOM FUNCTIONS..... 4

2.1. BUTTONS.....4

2.2. VOLUME CONTROL.....4

2.3. GROUP SETTING4

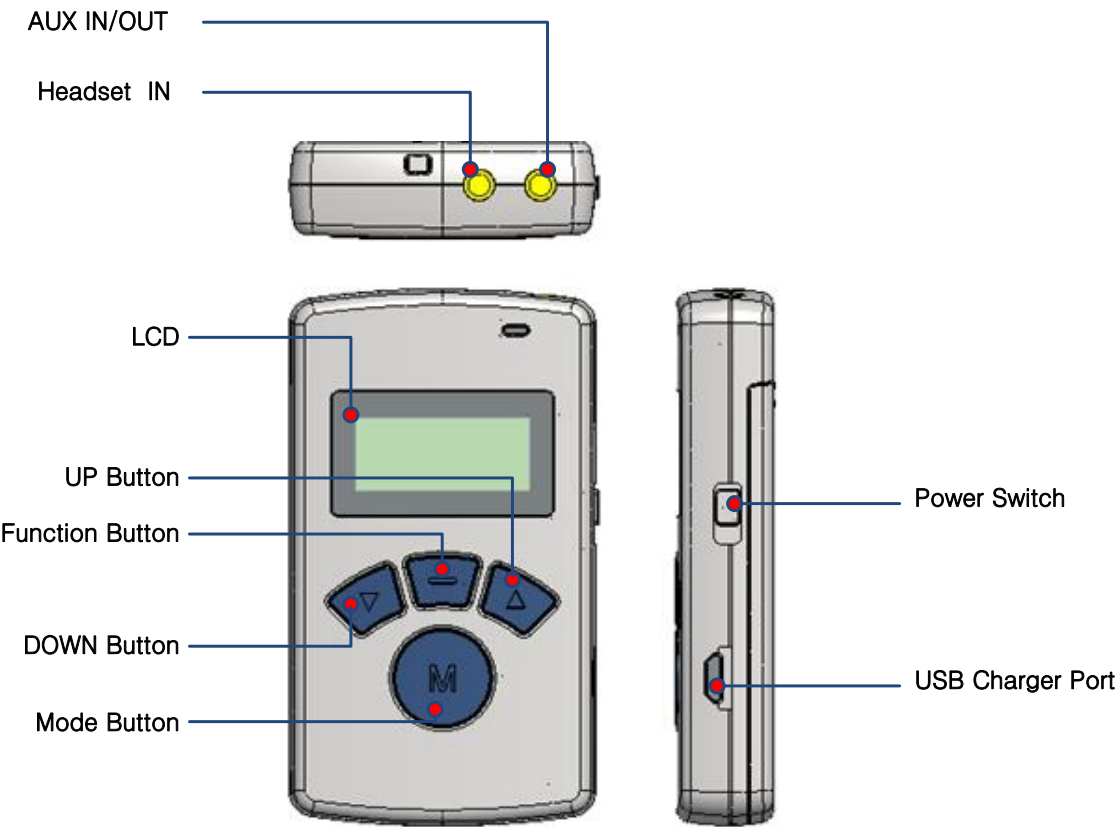
2.4. ID SETTING5

2.5. CHARGING BATTERY5

2.6. SPECIFICATIONS.....7

VATOO INC	Title	VDP-300 Intercom user Manual	Version	V1.0
			Release	2014.01.20.

1. VDP-300 intercom Features



VATOO INC	Title	VDP-300 Intercom User Manual	Version	V1.0
			Release	2014.01.20.

VDP-300 intercom Functions

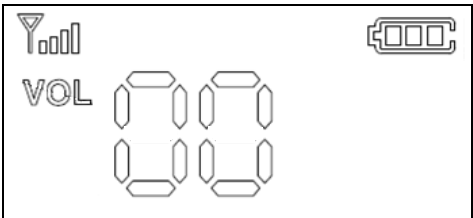
1.1. Buttons

Button	Function Description
Power Switch	Upward : Power ON Downward : Power OFF
Mode	Talk channel On/Off
Function	To set group mode or ID mode
Up	VOL : To set volume level higher
Down	VOL: To set volume level lower

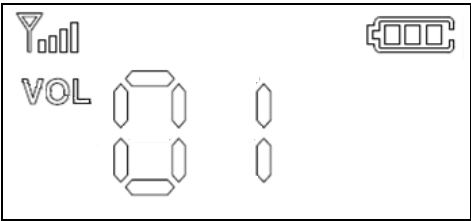
1.2. Volume Control

VDP-300 intercom has volume control function that serves user to change volume level wanted.

- How to set
 - VOL is displayed right after power is turned on. The default mode is volume control mode



- In Volume mode, volume can be set with UP/DOWN button in the range of 0 ~ 8.



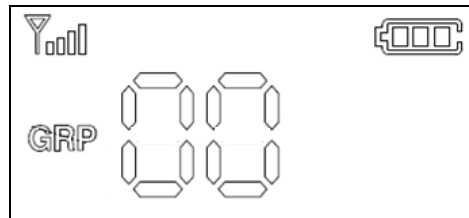
1.3. Group setting

VDP-300 intercom has group setting function that serves user to change group to communicate.

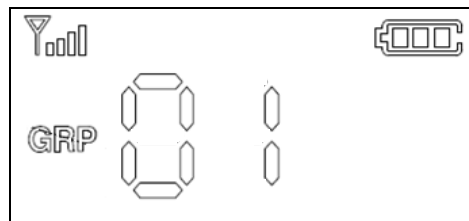


VATOO INC	Title	VDP-300 Intercom user Manual	Version	V1.0
			Release	2014.01.20.

- How to set
 - After turned on, phone is in volume control mode.
 - To change volume mode into group mode, press Up + Down buttons at the same time.



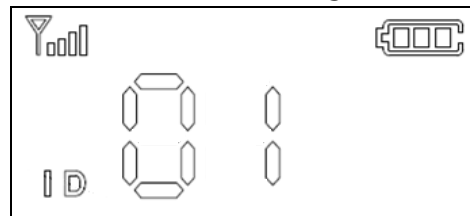
- In Group mode, group can be set with UP/DOWN button in the range of 0 ~ 39.



1.4. ID Setting

VDP-300 intercom has ID setting function to communicate with each other. Each intercom has to have an unique Identification number in the same group and Master's ID must be set "00" .

- How to set
 - After turned on, phone is in volume control mode.
 - To change volume mode into group mode, press Up + Down buttons at the same time
 - Press Function button to move ID change mode as below.



- In ID change mode, ID can be set with UP/DOWN button in the range of 0 ~ 99.

1.5. TALK Function

VDP-300 intercom serves TALK function to let users start to talk with others. In case of Master, the default talk mode is ON, and in case of Slaves the default talk mode is in inactive state. Therefore

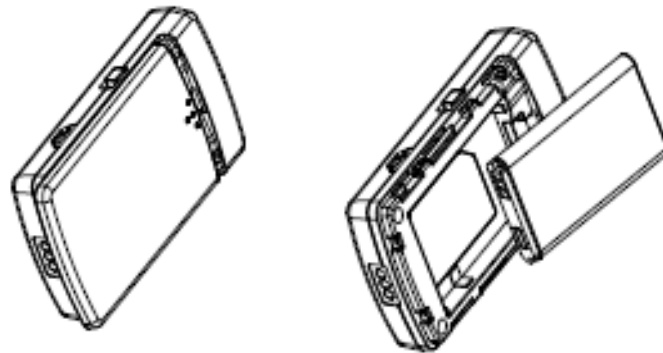


VATOO INC	Title	VDP-300 Intercom User Manual	Version	V1.0
			Release	2014.01.20.

Master can start to talk after power is turned on, Slaves are required to press Mode button then Talk function is activated. Talk function is available in 6 phones including Master at the same time. While 5 slaves are using Talk, if another slave tries to talk by pressing mode button, Master release one of 5 slaves that accessed first and allows the latest one to use Talk. In this way 6 persons can keep talking.

1.6. Charging battery

VDP-300 intercom is put in lithium-ion battery.



User can charge battery with charger supplied through Micro USB port. During charging battery, the red LED at the right top of front face is turned on.

VATOO INC	Title	VDP-300 Intercom user Manual	Version	V1.0
			Release	2014.01.20.

1.7. SPECIFICATIONS

ITEM	SPECIFICATION
Radio Frequency Type	ISM 2403MHz ~ 2479MHz
Type	Wireless Microphone/Receiver Unit
Radio Interface	ISM 2.4GHz: GFSK Modulation with Frequency Hopping
	Output Power: Class 1(100mW)
Voice Codec	16bit/16KHz
Tx Max Output Power	100mW
Rx Sensitivity	-95dBm
Voice Latency	< 30ms
Channel Spacing	2MHz
Data Rate	2Mbps
Freq. Bandwidth	2MHz
Battery	Li-ion Battery @3.7V/ TBD 1100mA
Antenna	Internal Chip Antenna
Talk Time for Microphone	15hr Typ.
Power Consumption(Microphone)	Avg. 100mA at Class 1(100mW)
Distance Range(LOS)	100M @ Class 1
Frequency response	50 Hz ~ 4 kHz

FCC NOTICE TO USERS AND PRODUCT STATEMENTS

This device complies with Part 15 of the FCC Rules. Operation is subject to the following two conditions: (1) this device may not cause harmful interference, and (2) this device must accept any interference received, including interference that may cause undesired operation.

CAUTION: Changes or modifications not expressly approved by the party responsible for compliance could void the user's authority to operate the equipment.



FCC Information to User

This equipment has been tested and found to comply with the limits for a Class B digital device, pursuant to Part 15 of the FCC Rules. These limits are designed to provide reasonable protection against harmful interference in a residential installation. This equipment generates, uses and can radiate radio frequency energy and, if not installed and used in accordance with the instructions, may cause harmful interference to radio communications. However, there is no guarantee that interference will not occur in a particular installation. If this equipment does cause harmful interference to radio or television reception, which can be determined by turning the equipment off and on, the user is encouraged to try to correct the interference by one of the following measures:

- Reorient or relocate the receiving antenna.
- Increase the separation between the equipment and receiver.
- Connect the equipment into an outlet on a circuit different from that to which the receiver is connected.
- Consult the dealer or an experienced radio/TV technician for help.

Caution

Modifications not expressly approved by the party responsible for compliance could void the user's authority to operate the equipment.

FCC Compliance Information : This device complies with Part 15 of the FCC Rules. Operation is subject to the following two conditions: (1) This device may not cause harmful interference, and (2) this device must accept any interference received, including interference that may cause undesired operation

IMPORTANT NOTE:

FCC RF Radiation Exposure Statement:

This equipment complies with FCC RF radiation exposure limits set forth for an uncontrolled environment.

The antennas used for this transmitter must be installed to provide a separation distance of at least 25 mm from all persons and must not be co-located or operating in conjunction with any other antenna or transmitter.

CAUTION

To reduce the risk of electric shock, do not remove the top cover (or the rear section).
No user serviceable parts inside, refer servicing to qualified personnel.



This symbol, wherever it appears, alerts you to the presence of uninsulated dangerous voltage inside the enclosure-voltage that may be sufficient to constitute a risk of shock.



This symbol, wherever it appears, alerts you to the important operating and maintenance instructions in the accompanying literature. Please read the manual.

- 1) Read these instructions.
- 2) Keep these instructions.
- 3) Heed all warnings.
- 4) Follow all instructions.
- 5) Do not use this equipment near water.
- 6) Do not use near any heat sources such as radiators, heat resistors, stove, or other equipment that produce heat.

CAUTION
RISK OF EXPLOSION IF BATTERY IS REPLACED
BY AN INCORRECT TYPE.
DISPOSE OF USED BATTERIES ACCORDING
TO THE INSTRUCTIONS

European CE notice to users and product statements

This product is CE marked according to the provisions of the R&TTE Directive(99/5/EC). Hereby, VATOO INC declares that this product is in compliance with the essential requirements and other relevant provisions of Directive 1999/5/EC.

For further information, please contact www.vatooinc.com

CE1177

VATOO INC.

320rm, H, 270, Gyeonggiwagi-dearo 270 Siheung City Gyeonggi-do 429-792,
korea

Tel: +82-31-469-9148 / Fax: +82-31-601-9149

URL: www.vatooinc.com

CONTACT INFORMATION

Manufacturer Address : 320rm, H, 270, Gyeonggigwagi-dearo 270 Siheung City Gyeonggi-do 429-792, korea

To locate in-country VATOO INC distributors of the Wireless Intercom

please refer to the VATOO INC, Website [http:// www.vatooinc.com](http://www.vatooinc.com)

These distributor(s) represent local contacts for this product.

CORPORATE HEADQUARTERS:

VATOO INC

320rm, H, 270, Gyeonggigwagi-dearo 270 Siheung City Gyeonggi-do 429-792, korea

Tel: +82-31-469-9148

Fax: +82-31-601-9149

Web: [http:// www.vatooinc.com](http://www.vatooinc.com)

This device complies with Industry Canada license-exempt RSS standard(s).

Operation is Subject to the following two condition: (1) this device may not cause interference

,and (2) this device must accept any interference, including interference that may cause undesired operation of the device.

EUROPEAN UNION “DECLARATION OF CONFORMITY”

DECLARATION OF CONFORMITY

VATOO INC

320rm, H, 270, Gyeonggigwagi-dearo 270 Siheung City Gyeonggi-do 429-792, korea

declare under our sole responsibility that the product(s)

Wireless Intercom – VDP-300

to which this declaration relate(s) is in conformance with the following standards:

EN 301 489-1 V1.9.2:2011

EN 301 489-17 V2.2.1 :2012

EN60950-1:2006

EN 300 328 V1.7.1:2006

following the provisions of the 1999/5/EC Directives.