



Test Setup Photos

Test Report: G2BK0006

Conducted Tests:





Figure 1: Test Setup Conducted Emissions (150 kHz – 30 MHz) – Operation mode 2 with AC/DC Adapter

Radiated Tests:





Figure 2: test setup for Radiated disturbances 30 MHz to 1000 MHz – Operation mode 1 with POE




Figure 3: test setup for Radiated disturbances 30 MHz to 1000 MHz – Operation mode 2 with AC/DC Adapter




Figure 4: test setup for Radiated disturbances 1GHz to 2GHz – Operation mode 1 with POE




Figure 5: test setup for Radiated disturbances 1 GHz to 2 GHz – Operation mode 2 with AC/DC Adapter