

DUT: 3G Smart Phones; Type: Platinum 6.0Plus;

Communication System: GSM bands; Frequency: 836.6 MHz; Duty Cycle: 1:8
Medium parameters used: $f = 836.6$ MHz; $\sigma = 0.92$ mho/m; $\epsilon_r = 41.19$; $\rho = 1000$ kg/m³
Phantom section: Flat Section

DASY4 Configuration:

- Probe: EX3DV4 – SN7382; ConvF(10.50, 10.50, 10.50); Calibrated: 26/10/2016
- Sensor-Surface: 4mm (Mechanical Surface Detection)
- Electronics: DAE – SN772; Calibrated: 25/10/2016
- Phantom: TWIN SAM; Type: Twin SAM V5.0; Serial: 1909
- Measurement SW: DASY4, V4.5 Build 19; Postprocessing SW: SEMCAD, V1.8 Build 145

Head cheek/GSM 850 Mid/Area Scan (81x161x1): Measurement grid: dx=10mm, dy=10mm
Maximum value of SAR (interpolated) = 0.135 mW/g

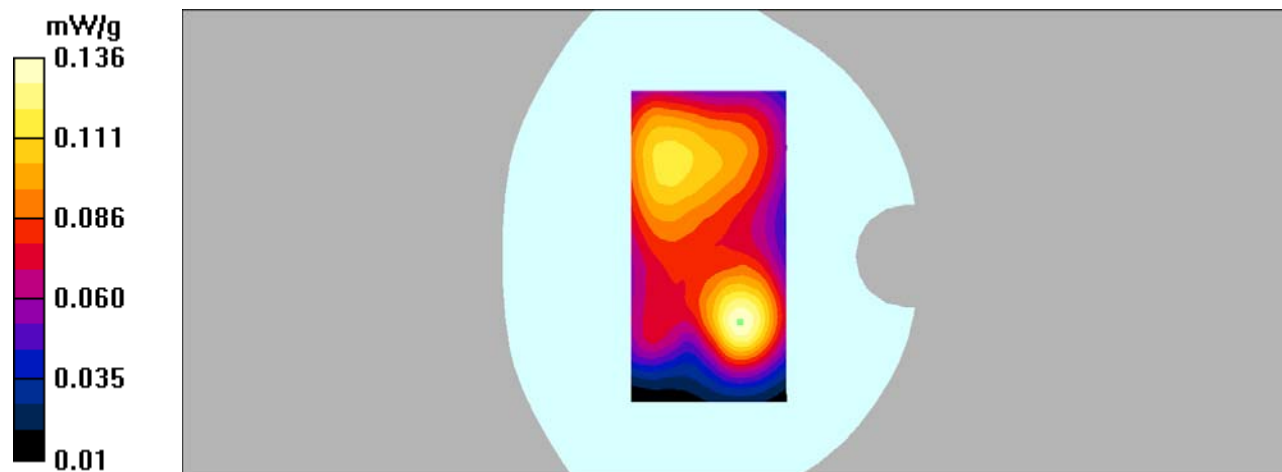
Head cheek/GSM 850 Mid/Zoom Scan (7x7x7)/Cube 0: Measurement grid: dx=5mm, dy=5mm, dz=5mm

Reference Value = 9.41 V/m; Power Drift = 0.049 dB

Peak SAR (extrapolated) = 0.181 W/kg

SAR(1 g) = 0.126 mW/g; SAR(10 g) = 0.084 mW/g

Maximum value of SAR (measured) = 0.136 mW/g



DUT: 3G Smart Phone; Type: Platinum 6.0Plus;

Communication System: GSM bands; Frequency: 836.6 MHz; Duty Cycle: 1:8
Medium parameters used: $f = 836.6$ MHz; $\sigma = 0.98$ mho/m; $\epsilon_r = 54.59$; $\rho = 1000$ kg/m³
Phantom section: Flat Section

DASY4 Configuration:

- Probe: EX3DV4 – SN7382; ConvF(10.54, 10.54, 10.54); Calibrated: 26/10/2016
- Sensor-Surface: 4mm (Mechanical Surface Detection)
- Electronics: DAE – SN772; Calibrated: 25/10/2016
- Phantom: TWIN SAM; Type: Twin SAM V5.0; Serial: 1909
- Measurement SW: DASY4, V4.5 Build 19; Postprocessing SW: SEMCAD, V1.8 Build 145

Body worn/GSM 850 Mid/Area Scan (101x101x1): Measurement grid: dx=10mm, dy=10mm
Maximum value of SAR (interpolated) = 0.265 mW/g

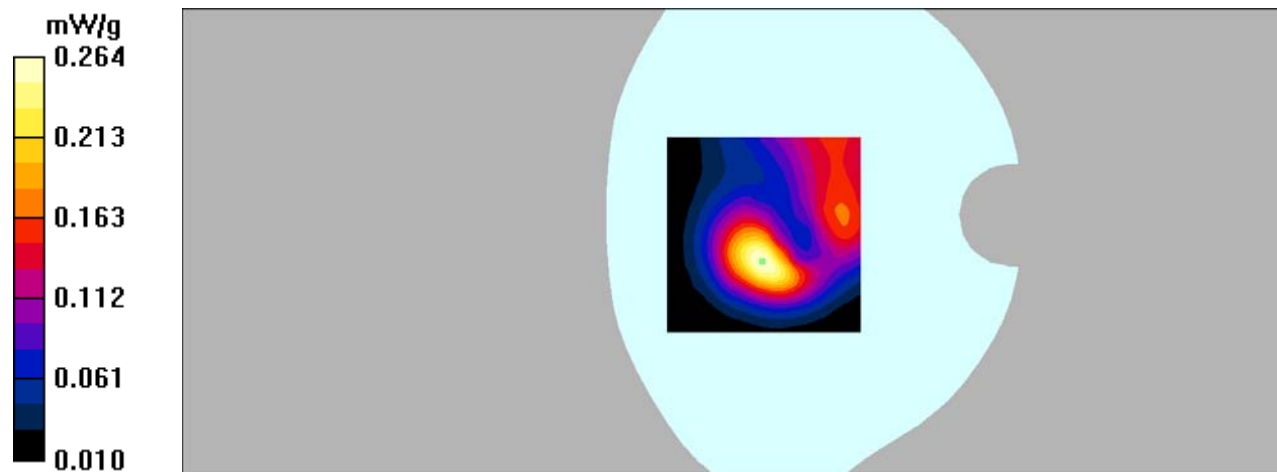
Body worn/GSM 850 Mid/Zoom Scan (7x7x7)/Cube 0: Measurement grid: dx=5mm, dy=5mm, dz=5mm

Reference Value = 11.0 V/m; Power Drift = -0.193 dB

Peak SAR (extrapolated) = 0.385 W/kg

SAR(1 g) = 0.241 mW/g; SAR(10 g) = 0.147 mW/g

Maximum value of SAR (measured) = 0.264 mW/g



DUT: 3G Smart Phone; Type: Platinum 6.0Plus;

Communication System: GPRS bands-4slots; Frequency: 836.6 MHz;Duty Cycle: 1:2
Medium parameters used: $f = 836.6$ MHz; $\sigma = 0.98$ mho/m; $\epsilon_r = 54.59$; $\rho = 1000$ kg/m³
Phantom section: Flat Section

DASY4 Configuration:

- Probe: EX3DV4 – SN7382; ConvF(10.54, 10.54, 10.54); Calibrated: 26/10/2016
- Sensor-Surface: 4mm (Mechanical Surface Detection)
- Electronics: DAE – SN772; Calibrated: 25/10/2016
- Phantom: TWIN SAM; Type: Twin SAM V5.0; Serial: 1909
- Measurement SW: DASY4, V4.5 Build 19; Postprocessing SW: SEMCAD, V1.8 Build 145

Hotspot Back/GPRS 850 Mid/Area Scan (91x151x1): Measurement grid: dx=10mm, dy=10mm
Maximum value of SAR (interpolated) = 0.460 mW/g

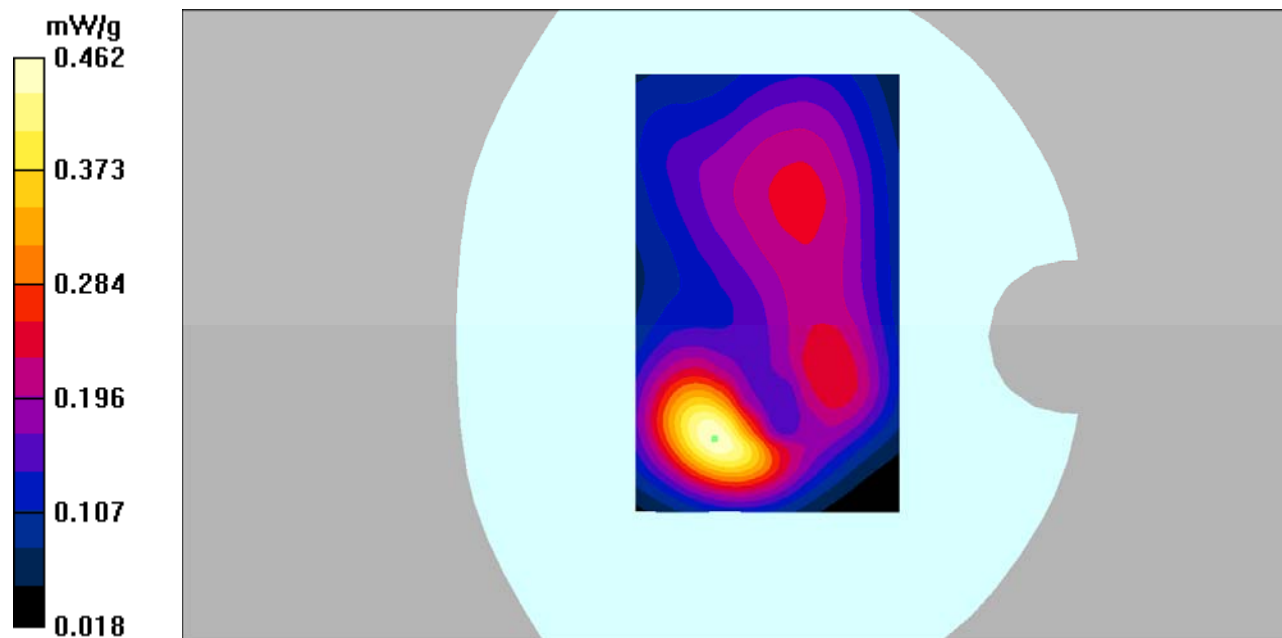
Hotspot Back/GPRS 850 Mid/Zoom Scan (7x7x7)/Cube 0: Measurement grid: dx=5mm, dy=5mm, dz=5mm

Reference Value = 13.2 V/m; Power Drift = -0.075 dB

Peak SAR (extrapolated) = 0.675 W/kg

SAR(1 g) = 0.419 mW/g; SAR(10 g) = 0.255 mW/g

Maximum value of SAR (measured) = 0.462 mW/g



DUT: 3G Smart Phone; Type: Platinum 6.0Plus;

Communication System: GPRS bands-4slots; Frequency: 836.6 MHz; Duty Cycle: 1:2
Medium parameters used: $f = 836.6$ MHz; $\sigma = 0.98$ mho/m; $\epsilon_r = 54.59$; $\rho = 1000$ kg/m³
Phantom section: Flat Section

DASY4 Configuration:

- Probe: EX3DV4 – SN7382; ConvF(10.54, 10.54, 10.54); Calibrated: 26/10/2016
- Sensor-Surface: 4mm (Mechanical Surface Detection)
- Electronics: DAE – SN772; Calibrated: 25/10/2016
- Phantom: TWIN SAM; Type: Twin SAM V5.0; Serial: 1909
- Measurement SW: DASY4, V4.5 Build 19; Postprocessing SW: SEMCAD, V1.8 Build 145

Hotspot Left/GPRS 850 Mid/Area Scan (61x101x1): Measurement grid: dx=10mm, dy=10mm
Maximum value of SAR (interpolated) = 0.262 mW/g

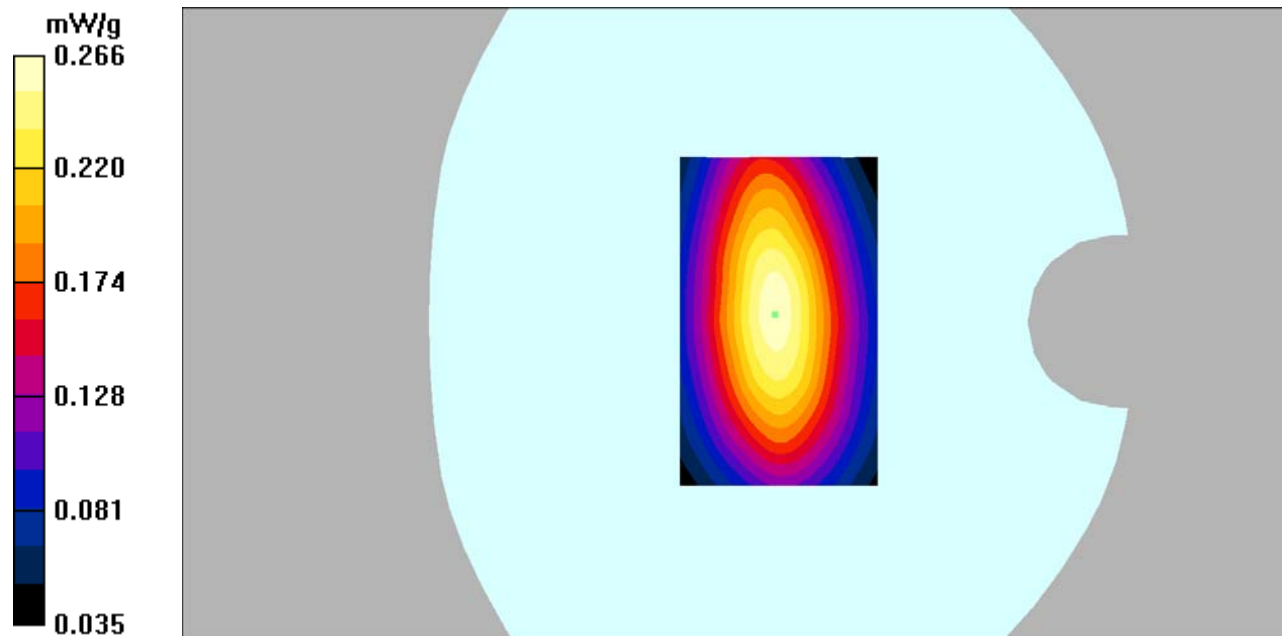
Hotspot Left/GPRS 850 Mid/Zoom Scan (7x7x7)/Cube 0: Measurement grid: dx=5mm, dy=5mm, dz=5mm

Reference Value = 16.5 V/m; Power Drift = 0.014 dB

Peak SAR (extrapolated) = 0.341 W/kg

SAR(1 g) = 0.248 mW/g; SAR(10 g) = 0.174 mW/g

Maximum value of SAR (measured) = 0.266 mW/g



DUT: 3G Smart Phone; Type: Platinum 6.0Plus;

Communication System: GPRS bands-4slots; Frequency: 836.6 MHz; Duty Cycle: 1:2
Medium parameters used: $f = 836.6$ MHz; $\sigma = 0.98$ mho/m; $\epsilon_r = 54.59$; $\rho = 1000$ kg/m³
Phantom section: Flat Section

DASY4 Configuration:

- Probe: EX3DV4 – SN7382; ConvF(10.54, 10.54, 10.54); Calibrated: 26/10/2016
- Sensor-Surface: 4mm (Mechanical Surface Detection)
- Electronics: DAE – SN772; Calibrated: 25/10/2016
- Phantom: TWIN SAM; Type: Twin SAM V5.0; Serial: 1909
- Measurement SW: DASY4, V4.5 Build 19; Postprocessing SW: SEMCAD, V1.8 Build 145

Hotspot Right/GPRS 850 Mid/Area Scan (61x101x1): Measurement grid: dx=10mm, dy=10mm
Maximum value of SAR (interpolated) = 0.091 mW/g


Hotspot Right/GPRS 850 Mid/Zoom Scan (7x7x7)/Cube 0: Measurement grid: dx=5mm, dy=5mm, dz=5mm

Reference Value = 9.65 V/m; Power Drift = -0.130 dB

Peak SAR (extrapolated) = 0.112 W/kg

SAR(1 g) = 0.084 mW/g; SAR(10 g) = 0.061 mW/g

Maximum value of SAR (measured) = 0.089 mW/g



DUT: 3G Smart Phone; Type: Platinum 6.0Plus;

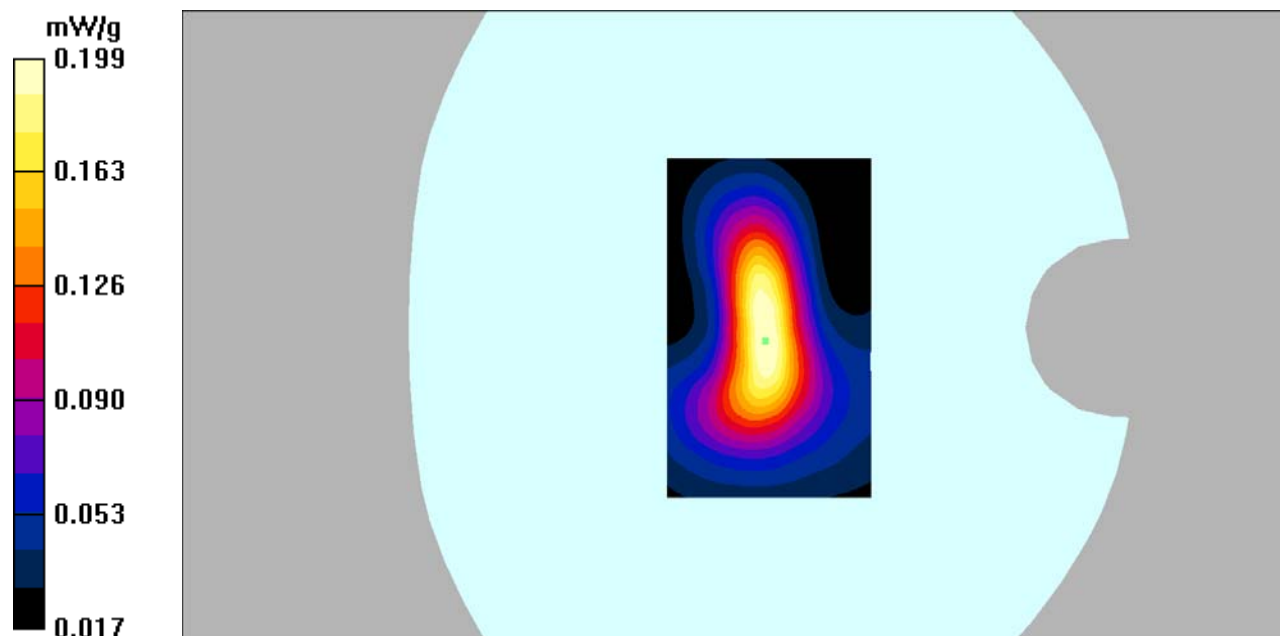
Communication System: GPRS bands-4slots; Frequency: 836.6 MHz; Duty Cycle: 1:2
Medium parameters used: $f = 836.6$ MHz; $\sigma = 0.98$ mho/m; $\epsilon_r = 54.59$; $\rho = 1000$ kg/m³
Phantom section: Flat Section

DASY4 Configuration:

- Probe: EX3DV4 – SN7382; ConvF(10.54, 10.54, 10.54); Calibrated: 26/10/2016
- Sensor-Surface: 4mm (Mechanical Surface Detection)
- Electronics: DAE – SN772; Calibrated: 25/10/2016
- Phantom: TWIN SAM; Type: Twin SAM V5.0; Serial: 1909
- Measurement SW: DASY4, V4.5 Build 19; Postprocessing SW: SEMCAD, V1.8 Build 145

Hotspot Bottom/GPRS 850 Mid/Area Scan (61x101x1): Measurement grid: dx=10mm, dy=10mm
Maximum value of SAR (interpolated) = 0.201 mW/g

Hotspot Bottom/GPRS 850 Mid/Zoom Scan (7x7x7)/Cube 0: Measurement grid: dx=5mm, dy=5mm, dz=5mm
Reference Value = 14.3 V/m; Power Drift = 0.023 dB
Peak SAR (extrapolated) = 0.273 W/kg
SAR(1 g) = 0.178 mW/g; SAR(10 g) = 0.111 mW/g
Maximum value of SAR (measured) = 0.199 mW/g



DUT: 3G Smart Phone; Type: Platinum 6.0Plus;

Communication System: GSM bands; Frequency: 1880 MHz; Duty Cycle: 1:8
Medium parameters used: $f = 1880$ MHz; $\sigma = 1.40$ mho/m; $\epsilon_r = 39.72$; $\rho = 1000$ kg/m³
Phantom section: Flat Section

DASY4 Configuration:

- Probe: EX3DV4 – SN7382; ConvF(8.71, 8.71, 8.71); Calibrated: 26/10/2016
- Sensor-Surface: 4mm (Mechanical Surface Detection)
- Electronics: DAE – SN772; Calibrated: 25/10/2016
- Phantom: TWIN SAM; Type: Twin SAM V5.0; Serial: 1909
- Measurement SW: DASY4, V4.5 Build 19; Postprocessing SW: SEMCAD, V1.8 Build 145

Head cheek/GSM 1900 Mid/Area Scan (91x101x1): Measurement grid: dx=10mm, dy=10mm
Maximum value of SAR (interpolated) = 0.362 mW/g

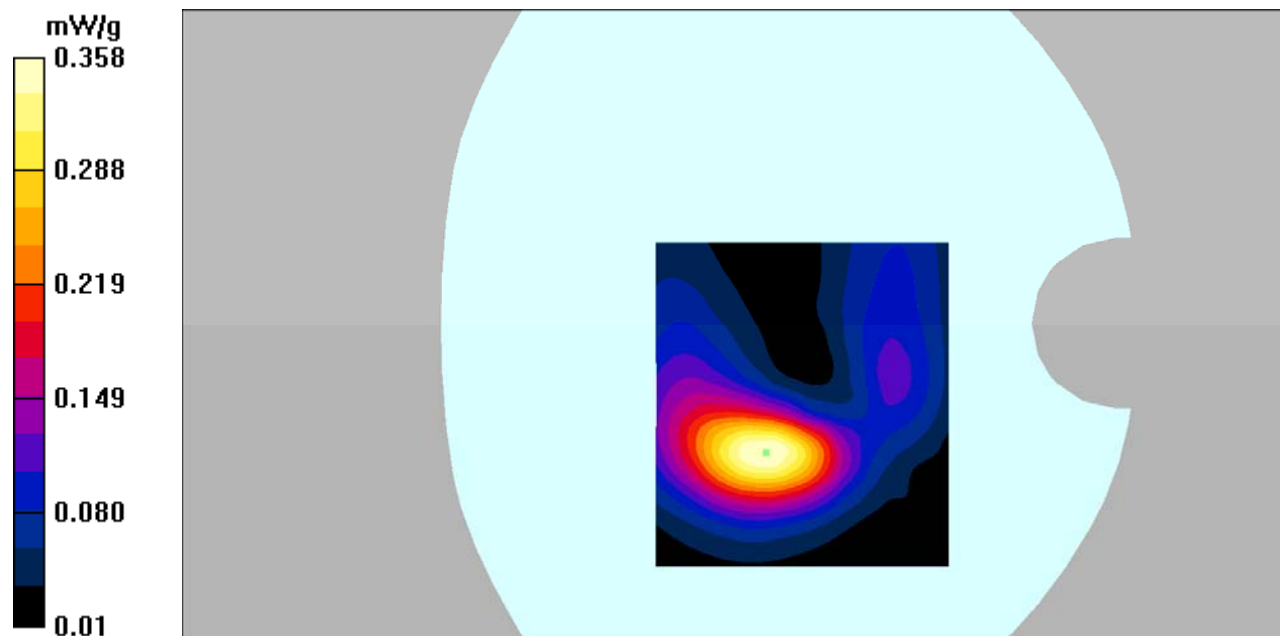
Head cheek/GSM 1900 Mid/Zoom Scan (7x7x7)/Cube 0: Measurement grid: dx=5mm, dy=5mm, dz=5mm

Reference Value = 3.84 V/m; Power Drift = 0.524 dB

Peak SAR (extrapolated) = 0.526 W/kg

SAR(1 g) = 0.321 mW/g; SAR(10 g) = 0.181 mW/g

Maximum value of SAR (measured) = 0.358 mW/g



DUT: 3G Smart Phone; Type: Platinum 6.0Plus;

Communication System: GSM bands; Frequency: 1880 MHz; Duty Cycle: 1:8
Medium parameters used: $f = 1880$ MHz; $\sigma = 1.52$ mho/m; $\epsilon_r = 52.96$; $\rho = 1000$ kg/m³
Phantom section: Flat Section

DASY4 Configuration:

- Probe: EX3DV4 – SN7382; ConvF(8.31, 8.31, 8.31); Calibrated: 26/10/2016
- Sensor-Surface: 4mm (Mechanical Surface Detection)
- Electronics: DAE – SN772; Calibrated: 25/10/2016
- Phantom: TWIN SAM; Type: Twin SAM V5.0; Serial: 1909
- Measurement SW: DASY4, V4.5 Build 19; Postprocessing SW: SEMCAD, V1.8 Build 145

Body-Worn/GSM 1900 Mid/Area Scan (101x111x1): Measurement grid: dx=10mm, dy=10mm
Maximum value of SAR (interpolated) = 0.199 mW/g

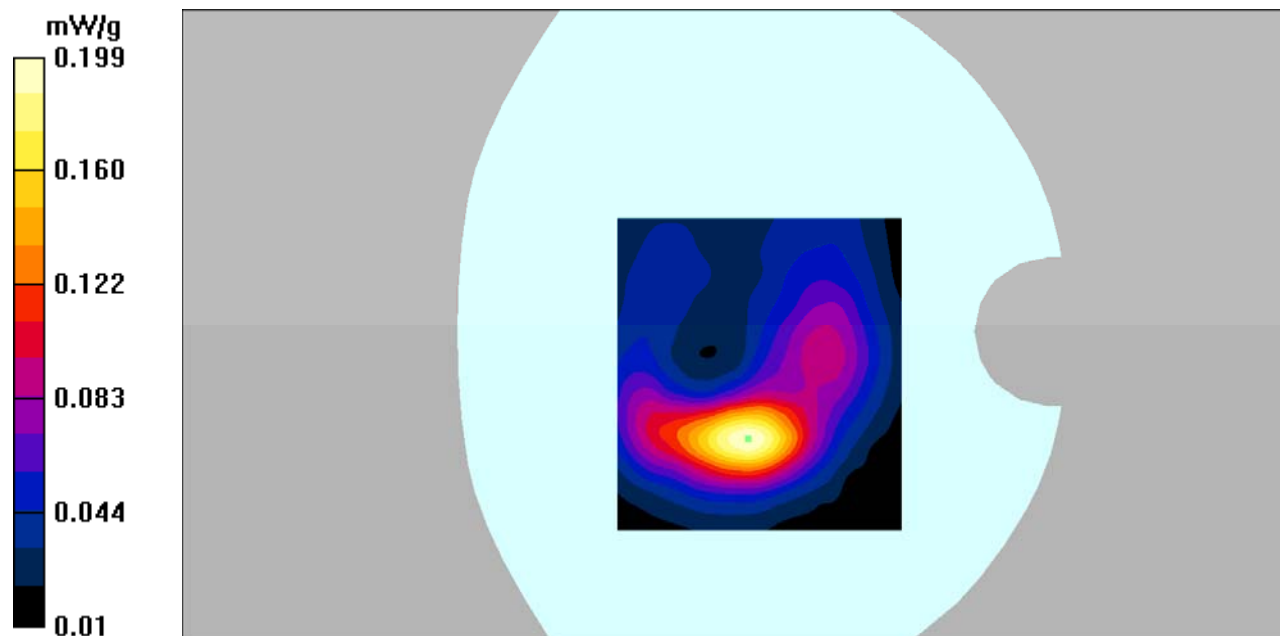
Body-Worn/GSM 1900 Mid/Zoom Scan (7x7x7)/Cube 0: Measurement grid: dx=5mm, dy=5mm, dz=5mm

Reference Value = 5.84 V/m; Power Drift = 0.00 dB

Peak SAR (extrapolated) = 0.300 W/kg

SAR(1 g) = 0.176 mW/g; SAR(10 g) = 0.098 mW/g

Maximum value of SAR (measured) = 0.199 mW/g



DUT: 3G Smart Phone; Type: Platinum 6.0Plus;

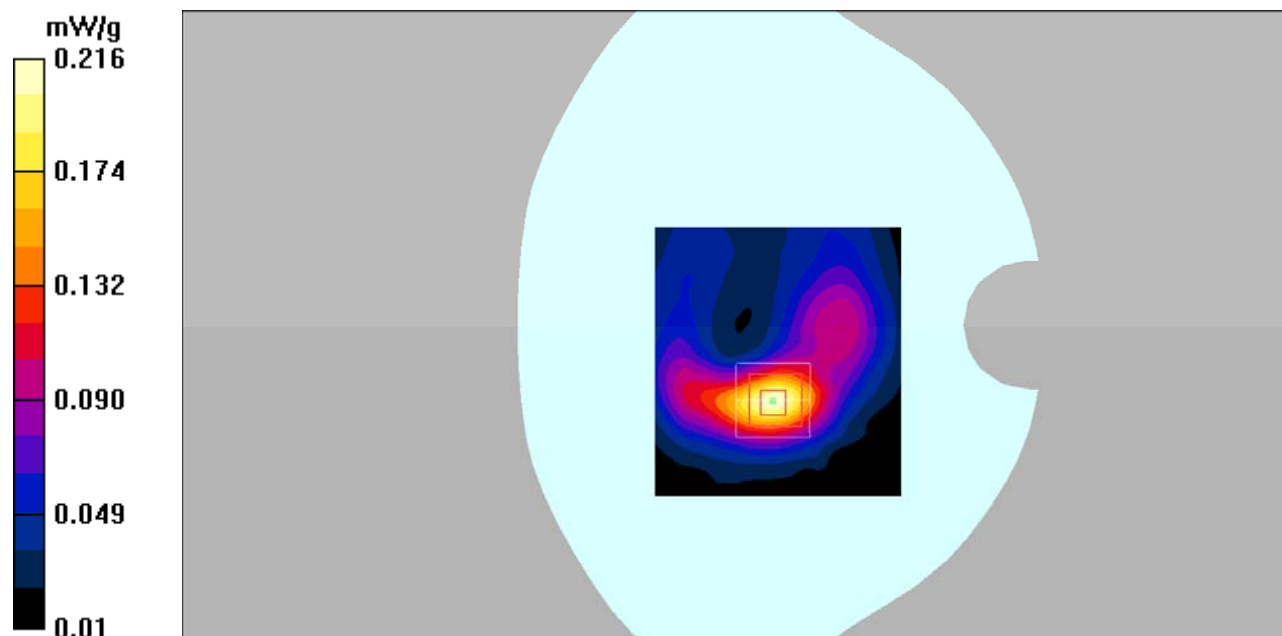
Communication System: GPRS bands-4slots; Frequency: 1880 MHz; Duty Cycle: 1:2
Medium parameters used: $f = 1880$ MHz; $\sigma = 1.52$ mho/m; $\epsilon_r = 52.96$; $\rho = 1000$ kg/m³
Phantom section: Flat Section

DASY4 Configuration:

- Probe: EX3DV4 – SN7382; ConvF(8.31, 8.31, 8.31); Calibrated: 26/10/2016
- Sensor-Surface: 4mm (Mechanical Surface Detection)
- Electronics: DAE – SN772; Calibrated: 25/10/2016
- Phantom: TWIN SAM; Type: Twin SAM V5.0; Serial: 1909
- Measurement SW: DASY4, V4.5 Build 19; Postprocessing SW: SEMCAD, V1.8 Build 145

Hotspot Back/GPRS 1900 Mid/Area Scan (101x111x1): Measurement grid: dx=10mm, dy=10mm
Maximum value of SAR (interpolated) = 0.214 mW/g

Hotspot Back/GPRS 1900 Mid/Zoom Scan (7x7x7)/Cube 0: Measurement grid: dx=5mm, dy=5mm, dz=5mm
Reference Value = 5.71 V/m; Power Drift = -0.183 dB
Peak SAR (extrapolated) = 0.337 W/kg
SAR(1 g) = 0.192 mW/g; SAR(10 g) = 0.106 mW/g
Maximum value of SAR (measured) = 0.216 mW/g



DUT: 3G Smart Phone; Type: Platinum 6.0Plus;

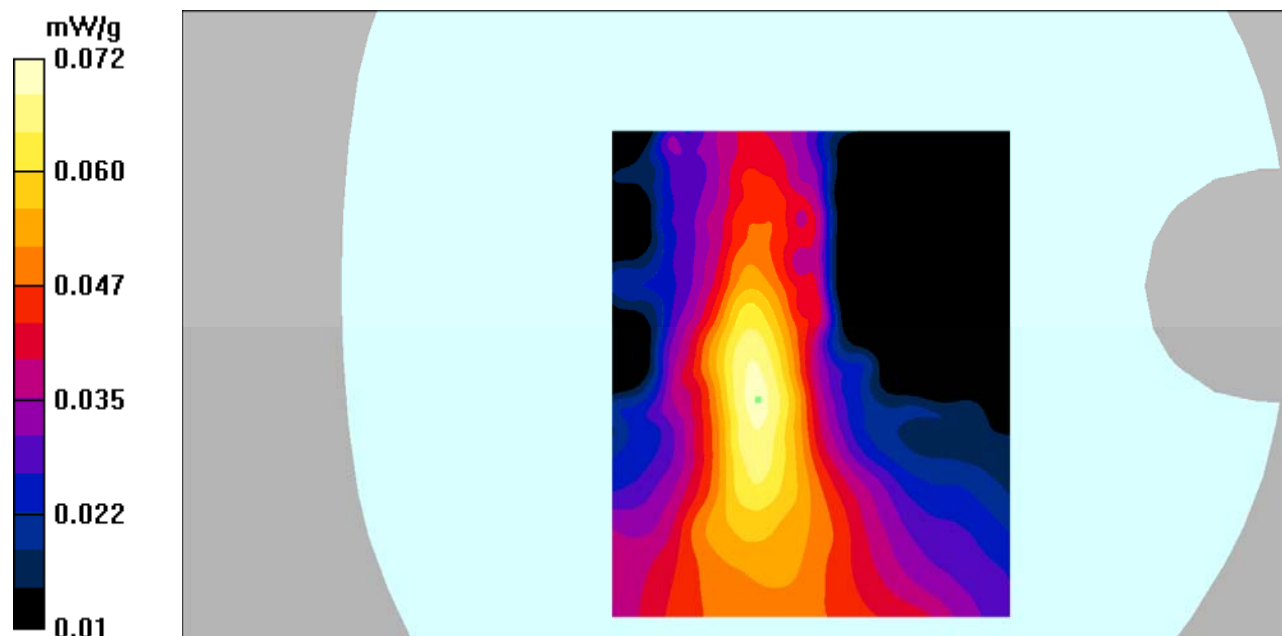
Communication System: GPRS bands-4slots; Frequency: 1880 MHz;Duty Cycle: 1:2
Medium parameters used: $f = 1880$ MHz; $\sigma = 1.52$ mho/m; $\epsilon_r = 52.96$; $\rho = 1000$ kg/m³
Phantom section: Flat Section

DASY4 Configuration:

- Probe: EX3DV4 – SN7382; ConvF(8.31, 8.31, 8.31); Calibrated: 26/10/2016
- Sensor-Surface: 4mm (Mechanical Surface Detection)
- Electronics: DAE – SN772; Calibrated: 25/10/2016
- Phantom: TWIN SAM; Type: Twin SAM V5.0; Serial: 1909
- Measurement SW: DASY4, V4.5 Build 19; Postprocessing SW: SEMCAD, V1.8 Build 145

Hotspot Left/GPRS 1900 Mid /Area Scan (91x111x1): Measurement grid: dx=10mm,
dy=10mm
Maximum value of SAR (interpolated) = 0.069 mW/g

Hotspot Left/GPRS 1900 Mid /Zoom Scan (7x7x7)/Cube 0: Measurement grid: dx=5mm,
dy=5mm, dz=5mm
Reference Value = 4.70 V/m; Power Drift = -0.177 dB
Peak SAR (extrapolated) = 0.151 W/kg
SAR(1 g) = 0.061 mW/g; SAR(10 g) = 0.028 mW/g
Maximum value of SAR (measured) = 0.072 mW/g



DUT: 3G Smart Phone; Type: Platinum 6.0Plus;

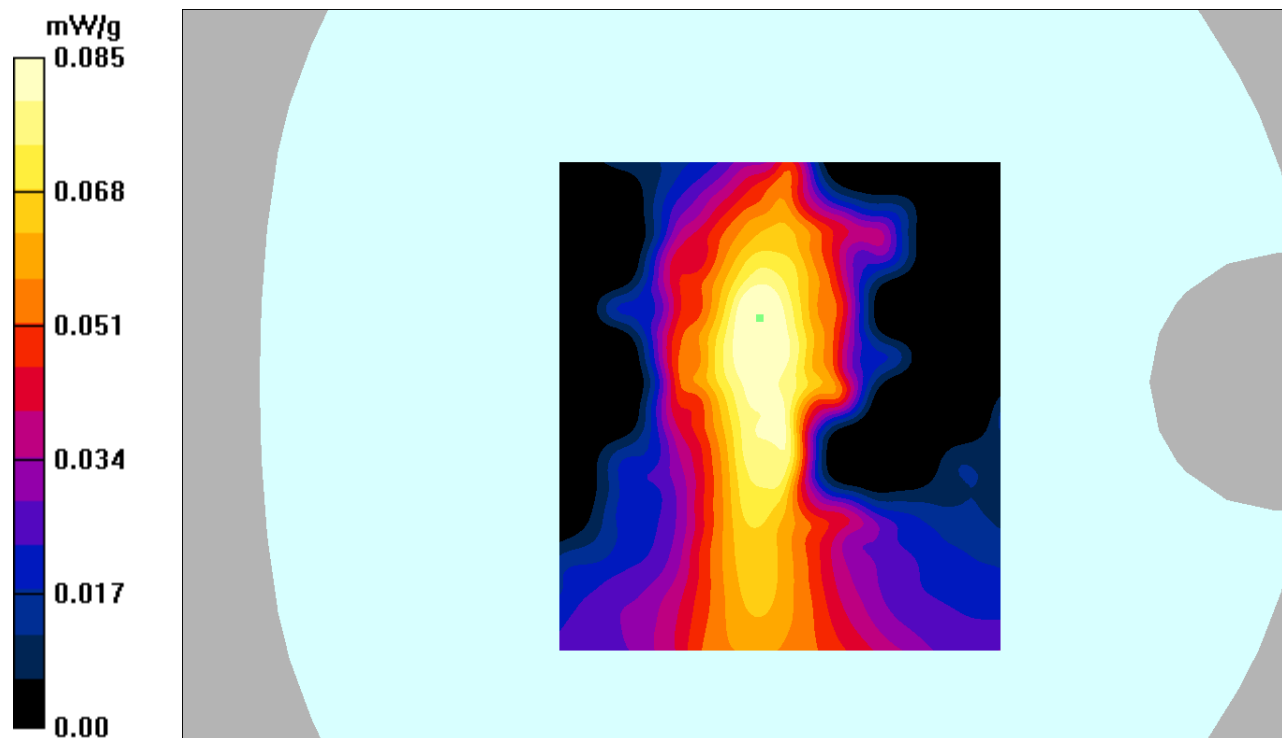
Communication System: GPRS bands-4slots; Frequency: 1880 MHz;Duty Cycle: 1:2
Medium parameters used: $f = 1880$ MHz; $\sigma = 1.52$ mho/m; $\epsilon_r = 52.96$; $\rho = 1000$ kg/m³
Phantom section: Flat Section

DASY4 Configuration:

- Probe: EX3DV4 – SN7382; ConvF(8.31, 8.31, 8.31); Calibrated: 26/10/2016
- Sensor-Surface: 4mm (Mechanical Surface Detection)
- Electronics: DAE – SN772; Calibrated: 25/10/2016
- Phantom: TWIN SAM; Type: Twin SAM V5.0; Serial: 1909
- Measurement SW: DASY4, V4.5 Build 19; Postprocessing SW: SEMCAD, V1.8 Build 145

Hotspot Right/GPRS 1900 Mid/Area Scan (91x101x1): Measurement grid: dx=10mm, dy=10mm
Maximum value of SAR (interpolated) = 0.091 mW/g

Hotspot Right/GPRS 1900 Mid/Zoom Scan (7x7x7)/Cube 0: Measurement grid: dx=5mm, dy=5mm, dz=5mm
Reference Value = 7.44 V/m; Power Drift = -0.264 dB
Peak SAR (extrapolated) = 0.163 W/kg
SAR(1 g) = 0.076 mW/g; SAR(10 g) = 0.043 mW/g
Maximum value of SAR (measured) = 0.085 mW/g



DUT: 3G Smart Phone; Type: Platinum 6.0Plus;

Communication System: GPRS bands-4slots; Frequency: 1850.2 MHz;Duty Cycle: 1:2
Medium parameters used: $f = 1850.2$ MHz; $\sigma = 1.52$ mho/m; $\epsilon_r = 52.77$; $\rho = 1000$ kg/m³
Phantom section: Flat Section

DASY4 Configuration:

- Probe: EX3DV4 – SN7382; ConvF(8.31, 8.31, 8.31); Calibrated: 26/10/2016
- Sensor-Surface: 4mm (Mechanical Surface Detection)
- Electronics: DAE – SN772; Calibrated: 25/10/2016
- Phantom: TWIN SAM; Type: Twin SAM V5.0; Serial: 1909
- Measurement SW: DASY4, V4.5 Build 19; Postprocessing SW: SEMCAD, V1.8 Build 145

Hotspot Bottom/GPRS 1900 Low/Area Scan (61x101x1): Measurement grid: dx=10mm, dy=10mm

Maximum value of SAR (interpolated) = 0.840 mW/g

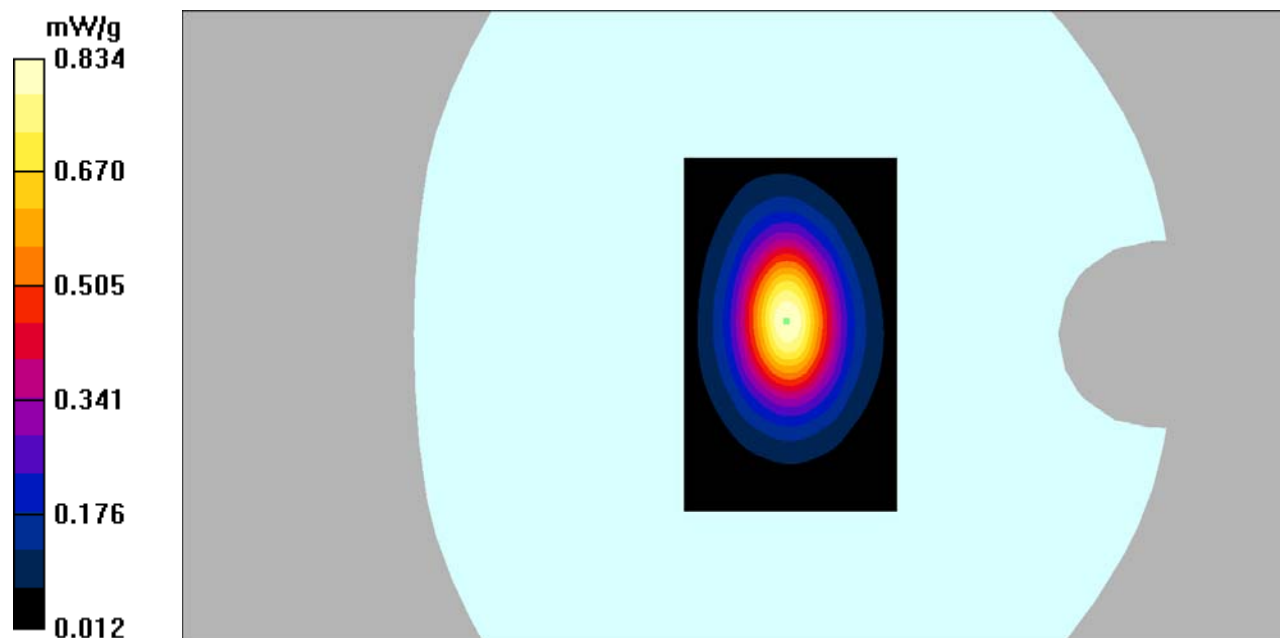
Hotspot Bottom/GPRS 1900 Low/Zoom Scan (7x7x7)/Cube 0: Measurement grid: dx=5mm, dy=5mm, dz=5mm

Reference Value = 23.6 V/m; Power Drift = -0.095 dB

Peak SAR (extrapolated) = 1.41 W/kg

SAR(1 g) = 0.738 mW/g; SAR(10 g) = 0.372 mW/g

Maximum value of SAR (measured) = 0.834 mW/g



DUT: 3G Smart Phone; Type: Platinum 6.0Plus;

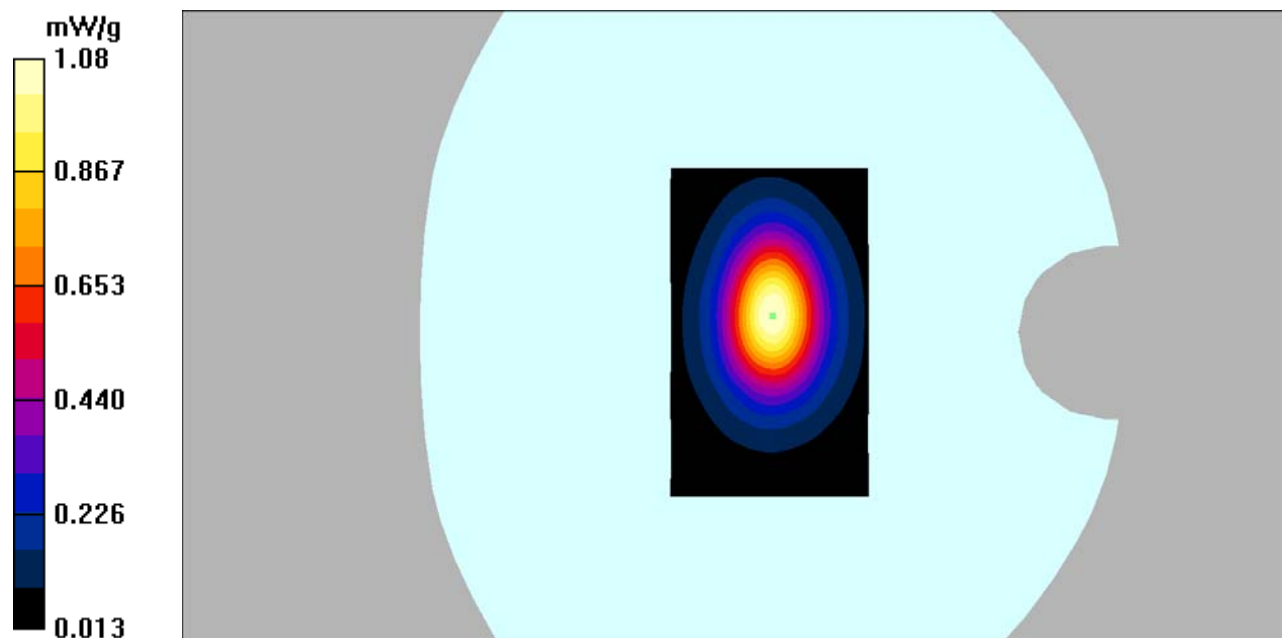
Communication System: GPRS bands-4slots; Frequency: 1880 MHz;Duty Cycle: 1:2
Medium parameters used: $f = 1880$ MHz; $\sigma = 1.52$ mho/m; $\epsilon_r = 52.96$; $\rho = 1000$ kg/m³
Phantom section: Flat Section

DASY4 Configuration:

- Probe: EX3DV4 – SN7382; ConvF(8.31, 8.31, 8.31); Calibrated: 26/10/2016
- Sensor-Surface: 4mm (Mechanical Surface Detection)
- Electronics: DAE – SN772; Calibrated: 25/10/2016
- Phantom: TWIN SAM; Type: Twin SAM V5.0; Serial: 1909
- Measurement SW: DASY4, V4.5 Build 19; Postprocessing SW: SEMCAD, V1.8 Build 145

Hotspot Bottom/GPRS 1900 Mid/Area Scan (61x101x1): Measurement grid: dx=10mm, dy=10mm
Maximum value of SAR (interpolated) = 1.10 mW/g

Hotspot Bottom/GPRS 1900 Mid/Zoom Scan (7x7x7)/Cube 0: Measurement grid: dx=5mm, dy=5mm, dz=5mm
Reference Value = 26.2 V/m; Power Drift = -0.044 dB
Peak SAR (extrapolated) = 1.85 W/kg
SAR(1 g) = 0.967 mW/g; SAR(10 g) = 0.490 mW/g
Maximum value of SAR (measured) = 1.08 mW/g



DUT: 3G Smart Phone; Type: Platinum 6.0Plus;

Communication System: GPRS bands-4slots; Frequency: 1909.8 MHz;Duty Cycle: 1:2
Medium parameters used: $f = 1909.8$ MHz; $\sigma = 1.53$ mho/m; $\epsilon_r = 53.20$; $\rho = 1000$ kg/m³
Phantom section: Flat Section

DASY4 Configuration:

- Probe: EX3DV4 – SN7382; ConvF(8.31, 8.31, 8.31); Calibrated: 26/10/2016
- Sensor-Surface: 4mm (Mechanical Surface Detection)
- Electronics: DAE – SN772; Calibrated: 25/10/2016
- Phantom: TWIN SAM; Type: Twin SAM V5.0; Serial: 1909
- Measurement SW: DASY4, V4.5 Build 19; Postprocessing SW: SEMCAD, V1.8 Build 145

Hotspot Bottom/GPRS 1900 High/Area Scan (61x101x1): Measurement grid: dx=10mm, dy=10mm

Maximum value of SAR (interpolated) = 1.34 mW/g

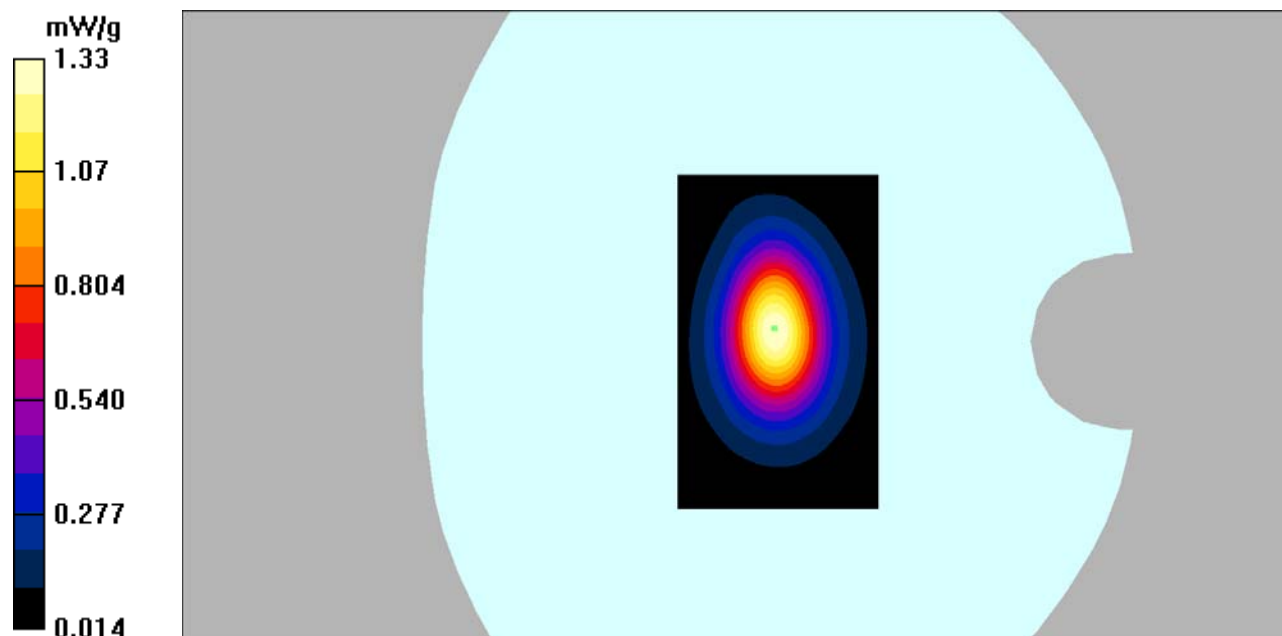
Hotspot Bottom/GPRS 1900 High/Zoom Scan (7x7x7)/Cube 0: Measurement grid: dx=5mm, dy=5mm, dz=5mm

Reference Value = 29.7 V/m; Power Drift = -0.050 dB

Peak SAR (extrapolated) = 2.35 W/kg

SAR(1 g) = 1.19 mW/g; SAR(10 g) = 0.589 mW/g

Maximum value of SAR (measured) = 1.33 mW/g



DUT: 3G Smart Phone; Type: Platinum 6.0Plus;

Communication System: 3G Bands; Frequency: 836.6 MHz; Duty Cycle: 1:1

Medium parameters used: $f = 836.6$ MHz; $\sigma = 0.92$ mho/m; $\epsilon_r = 41.19$; $\rho = 1000$ kg/m³

Phantom section: Flat Section

DASY4 Configuration:

- Probe: EX3DV4 – SN7382; ConvF(10.50, 10.50, 10.50); Calibrated: 26/10/2016
- Sensor-Surface: 4mm (Mechanical Surface Detection)
- Electronics: DAE – SN772; Calibrated: 25/10/2016
- Phantom: TWIN SAM; Type: Twin SAM V5.0; Serial: 1909
- Measurement SW: DASY4, V4.5 Build 19; Postprocessing SW: SEMCAD, V1.8 Build 145

Head cheek/WCDMA Band 5 Mid/Area Scan (101x141x1): Measurement grid: dx=10mm, dy=10mm

Maximum value of SAR (interpolated) = 0.191 mW/g

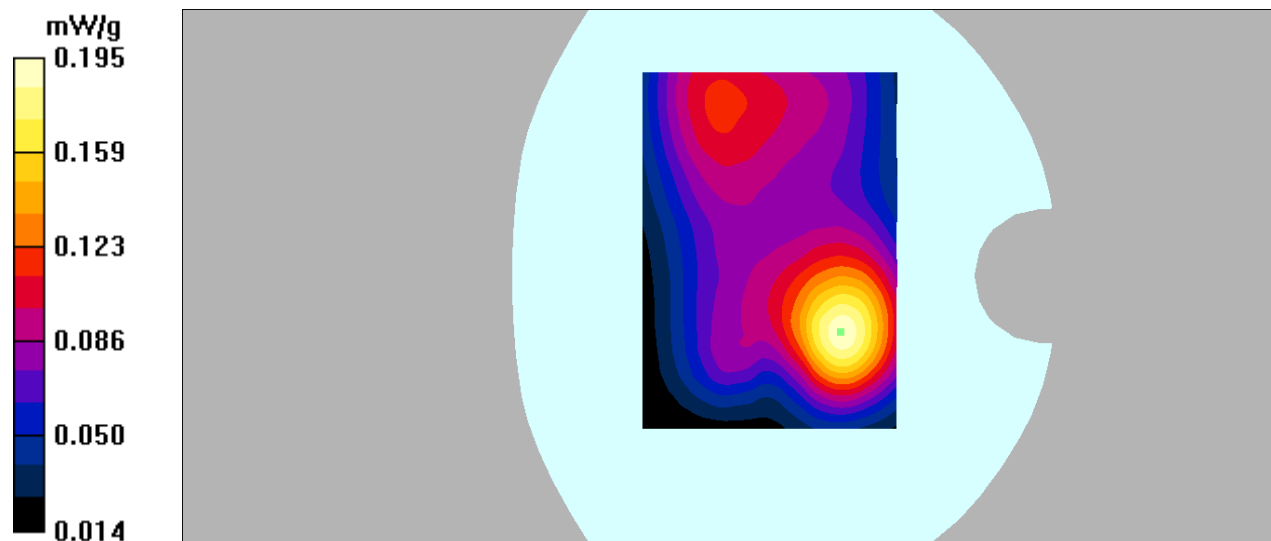
Head cheek/WCDMA Band 5 Mid/Zoom Scan (7x7x7)/Cube 0: Measurement grid: dx=5mm, dy=5mm, dz=5mm

Reference Value = 10.7 V/m; Power Drift = -0.067 dB

Peak SAR (extrapolated) = 0.253 W/kg

SAR(1 g) = 0.181 mW/g; SAR(10 g) = 0.121 mW/g

Maximum value of SAR (measured) = 0.195 mW/g



DUT: 3G Smart Phone; Type: Platinum 6.0Plus;

Communication System: 3G Bands; Frequency: 836.6 MHz; Duty Cycle: 1:1

Medium parameters used: $f = 836.6$ MHz; $\sigma = 0.98$ mho/m; $\epsilon_r = 54.59$; $\rho = 1000$ kg/m³

Phantom section: Flat Section

DASY4 Configuration:

- Probe: EX3DV4 – SN7382; ConvF(10.54, 10.54, 10.54); Calibrated: 26/10/2016
- Sensor-Surface: 4mm (Mechanical Surface Detection)
- Electronics: DAE – SN772; Calibrated: 25/10/2016
- Phantom: TWIN SAM; Type: Twin SAM V5.0; Serial: 1909
- Measurement SW: DASY4, V4.5 Build 19; Postprocessing SW: SEMCAD, V1.8 Build 145

Hotspot Back/WCDMA BAND 5 Mid/Area Scan (91x151x1): Measurement grid: dx=10mm, dy=10mm

Maximum value of SAR (interpolated) = 0.354 mW/g

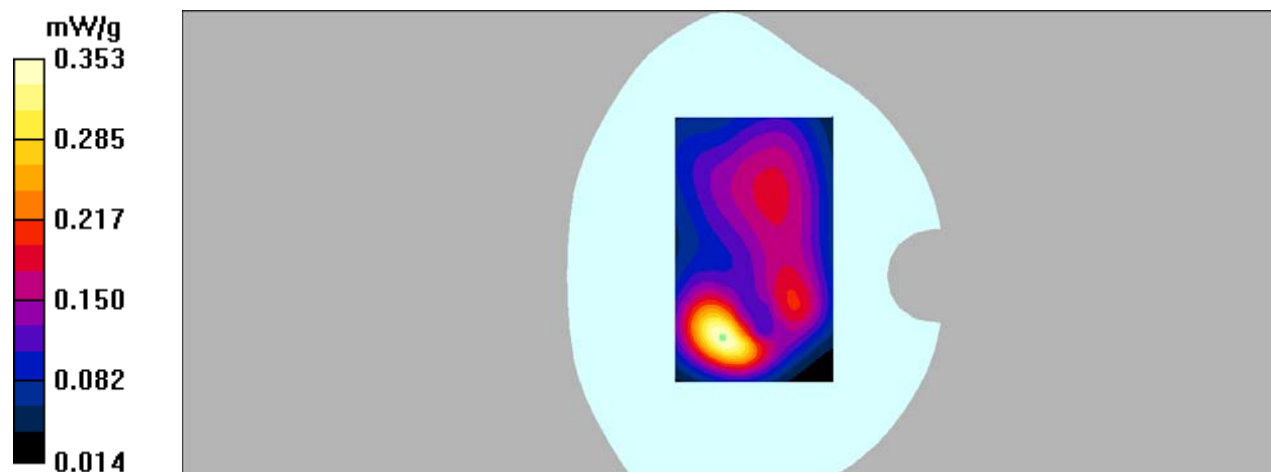
Hotspot Back/WCDMA BAND 5 Mid/Zoom Scan (7x7x7)/Cube 0: Measurement grid: dx=5mm, dy=5mm, dz=5mm

Reference Value = 11.6 V/m; Power Drift = -0.067 dB

Peak SAR (extrapolated) = 0.510 W/kg

SAR(1 g) = 0.322 mW/g; SAR(10 g) = 0.197 mW/g

Maximum value of SAR (measured) = 0.353 mW/g



DUT: 3G Smart Phone; Type: Platinum 6.0Plus;

Communication System: 3G Bands; Frequency: 836.6 MHz; Duty Cycle: 1:1

Medium parameters used: $f = 836.6$ MHz; $\sigma = 0.98$ mho/m; $\epsilon_r = 54.59$; $\rho = 1000$ kg/m³

Phantom section: Flat Section

DASY4 Configuration:

- Probe: EX3DV4 – SN7382; ConvF(10.54, 10.54, 10.54); Calibrated: 26/10/2016
- Sensor-Surface: 4mm (Mechanical Surface Detection)
- Electronics: DAE – SN772; Calibrated: 25/10/2016
- Phantom: TWIN SAM; Type: Twin SAM V5.0; Serial: 1909
- Measurement SW: DASY4, V4.5 Build 19; Postprocessing SW: SEMCAD, V1.8 Build 145

Hotspot Left/WCDMA BAND 5 Mid/Area Scan (61x101x1): Measurement grid: dx=10mm, dy=10mm

Maximum value of SAR (interpolated) = 0.206 mW/g

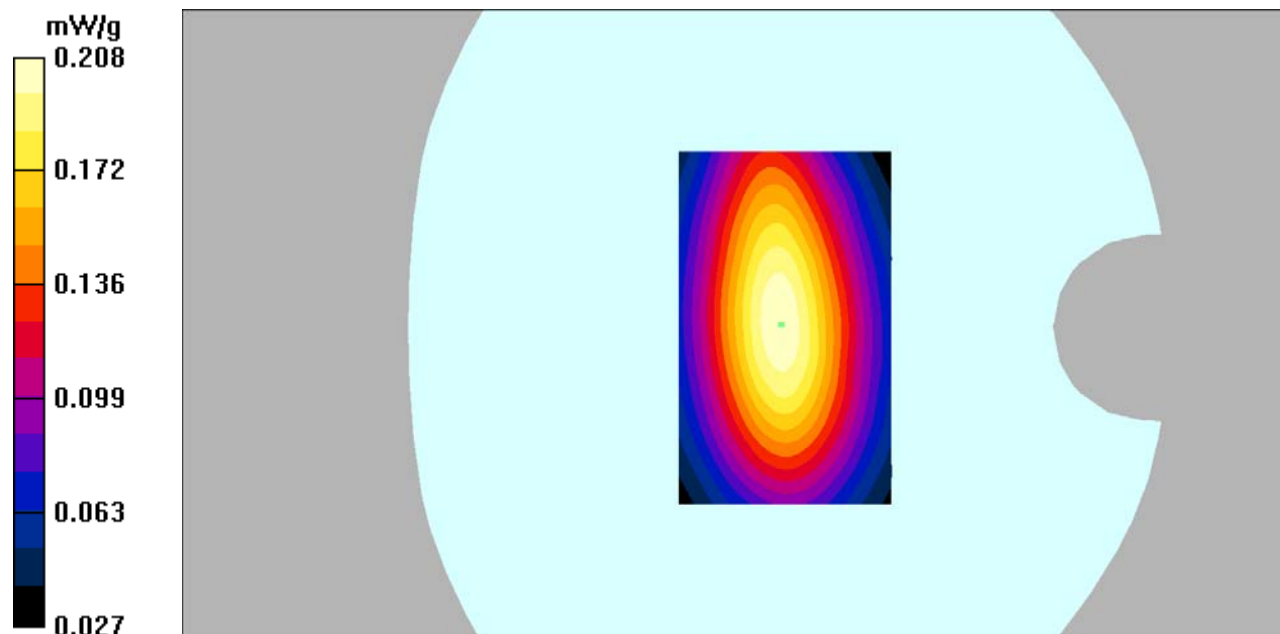
Hotspot Left/WCDMA BAND 5 Mid/Zoom Scan (7x7x7)/Cube 0: Measurement grid: dx=5mm, dy=5mm, dz=5mm

Reference Value = 14.7 V/m; Power Drift = -0.01 dB

Peak SAR (extrapolated) = 0.259 W/kg

SAR(1 g) = 0.194 mW/g; SAR(10 g) = 0.137 mW/g

Maximum value of SAR (measured) = 0.208 mW/g



DUT: 3G Smart Phone; Type: Platinum 6.0Plus;

Communication System: 3G Bands; Frequency: 836.6 MHz; Duty Cycle: 1:1

Medium parameters used: $f = 836.6$ MHz; $\sigma = 0.98$ mho/m; $\epsilon_r = 54.59$; $\rho = 1000$ kg/m³

Phantom section: Flat Section

DASY4 Configuration:

- Probe: EX3DV4 – SN7382; ConvF(10.54, 10.54, 10.54); Calibrated: 26/10/2016
- Sensor-Surface: 4mm (Mechanical Surface Detection)
- Electronics: DAE – SN772; Calibrated: 25/10/2016
- Phantom: TWIN SAM; Type: Twin SAM V5.0; Serial: 1909
- Measurement SW: DASY4, V4.5 Build 19; Postprocessing SW: SEMCAD, V1.8 Build 145

Hotspot Right/WCDMA BAND 5 Mid/Area Scan (61x101x1): Measurement grid: dx=10mm, dy=10mm

Maximum value of SAR (interpolated) = 0.072 mW/g

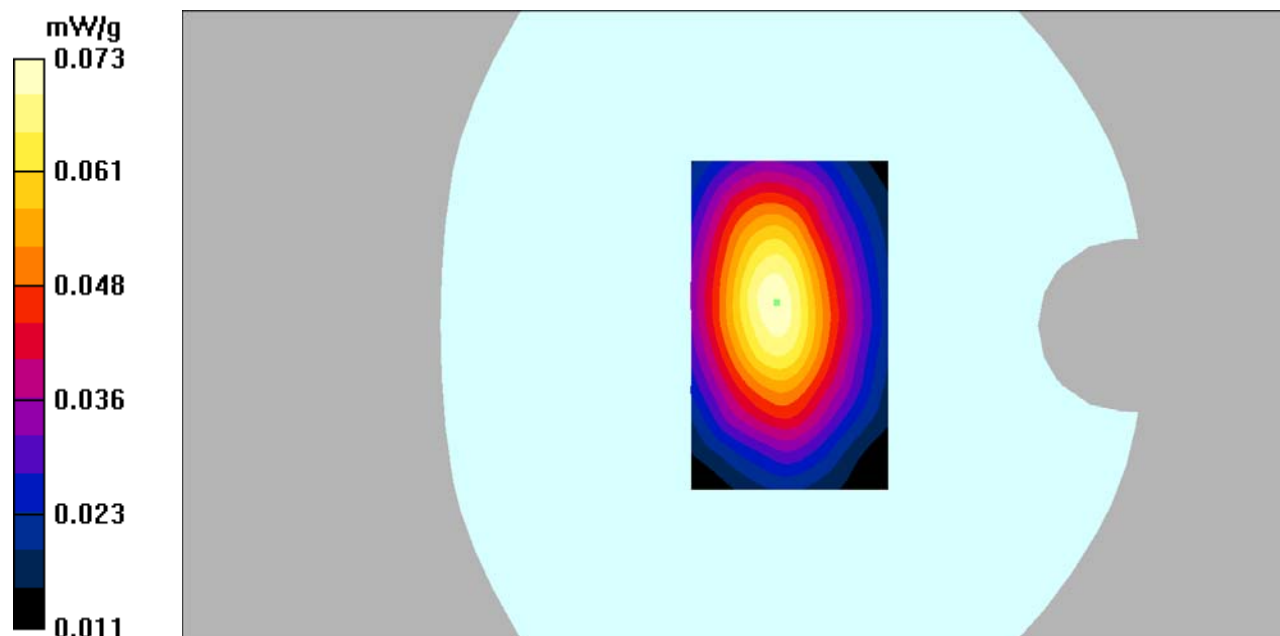
Hotspot Right/WCDMA BAND 5 Mid/Zoom Scan (7x7x7)/Cube 0: Measurement grid: dx=5mm, dy=5mm, dz=5mm

Reference Value = 8.45 V/m; Power Drift = 0.099 dB

Peak SAR (extrapolated) = 0.089 W/kg

SAR(1 g) = 0.068 mW/g; SAR(10 g) = 0.049 mW/g

Maximum value of SAR (measured) = 0.073 mW/g



DUT: 3G Smart Phone; Type: Platinum 6.0Plus;

Communication System: 3G Bands; Frequency: 836.6 MHz; Duty Cycle: 1:1

Medium parameters used: $f = 836.6$ MHz; $\sigma = 0.98$ mho/m; $\epsilon_r = 54.59$; $\rho = 1000$ kg/m³

Phantom section: Flat Section

DASY4 Configuration:

- Probe: EX3DV4 – SN7382; ConvF(10.54, 10.54, 10.54); Calibrated: 26/10/2016
- Sensor-Surface: 4mm (Mechanical Surface Detection)
- Electronics: DAE – SN772; Calibrated: 25/10/2016
- Phantom: TWIN SAM; Type: Twin SAM V5.0; Serial: 1909
- Measurement SW: DASY4, V4.5 Build 19; Postprocessing SW: SEMCAD, V1.8 Build 145

Hotspot Bottom/WCDMA BAND5 Mid/Area Scan (61x101x1): Measurement grid: dx=10mm, dy=10mm

Maximum value of SAR (interpolated) = 0.160 mW/g

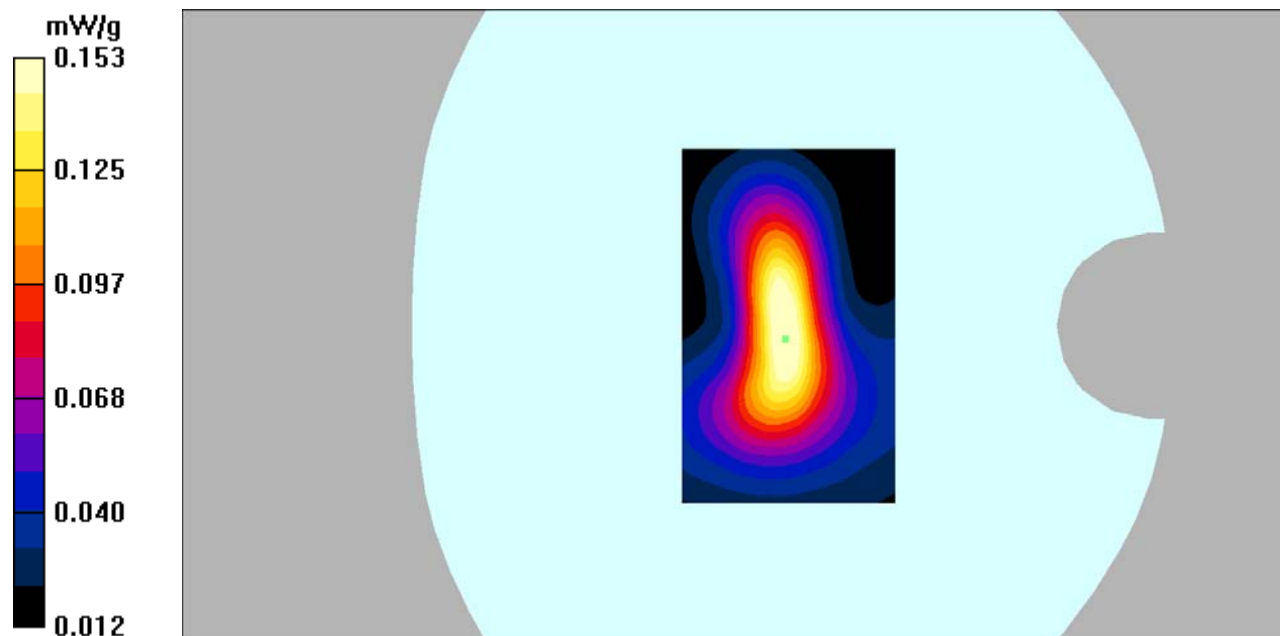
Hotspot Bottom/WCDMA BAND5 Mid/Zoom Scan (7x7x7)/Cube 0: Measurement grid: dx=5mm, dy=5mm, dz=5mm

Reference Value = 12.8 V/m; Power Drift = -0.120 dB

Peak SAR (extrapolated) = 0.202 W/kg

SAR(1 g) = 0.138 mW/g; SAR(10 g) = 0.086 mW/g

Maximum value of SAR (measured) = 0.153 mW/g



DUT: 3G Smart Phone; Type: Platinum 6.0Plus;

Communication System: 3G Bands; Frequency: 1712.4 MHz; Duty Cycle: 1:1
Medium parameters used: $f = 1712.4$ MHz; $\sigma = 1.38$ mho/m; $\epsilon_r = 39.63$; $\rho = 1000$ kg/m³
Phantom section: Flat Section

DASY4 Configuration:

- Probe: EX3DV4 – SN7382; ConvF(9.06, 9.06, 9.06); Calibrated: 26/10/2016
- Sensor-Surface: 4mm (Mechanical Surface Detection)
- Electronics: DAE – SN772; Calibrated: 25/10/2016
- Phantom: TWIN SAM; Type: Twin SAM V5.0; Serial: 1909
- Measurement SW: DASY4, V4.5 Build 19; Postprocessing SW: SEMCAD, V1.8 Build 145

Head cheek/WCDMA BAND 4 Low/Area Scan (101x141x1): Measurement grid: dx=10mm, dy=10mm

Maximum value of SAR (interpolated) = 0.425 mW/g

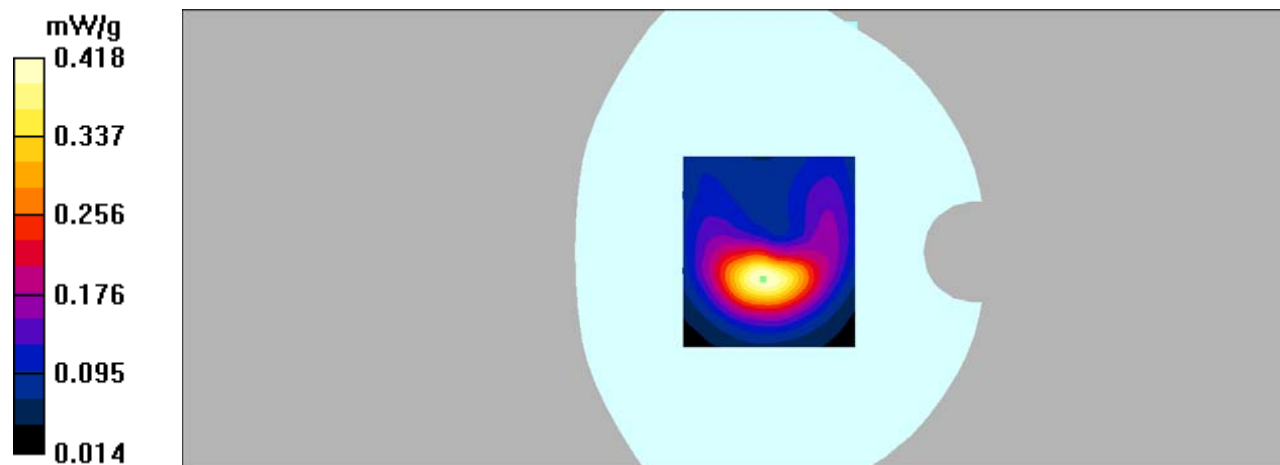
Head cheek/WCDMA BAND 4 Low/Zoom Scan (7x7x7)/Cube 0: Measurement grid: dx=5mm, dy=5mm, dz=5mm

Reference Value = 11.9 V/m; Power Drift = -0.054 dB

Peak SAR (extrapolated) = 0.645 W/kg

SAR(1 g) = 0.378 mW/g; SAR(10 g) = 0.214 mW/g

Maximum value of SAR (measured) = 0.418 mW/g



DUT: 3G Smart Phone; Type: Platinum 6.0Plus;

Communication System: 3G Bands; Frequency: 1712.4 MHz; Duty Cycle: 1:1
Medium parameters used: $f = 1712.4$ MHz; $\sigma = 1.49$ mho/m; $\epsilon_r = 53.15$; $\rho = 1000$ kg/m³
Phantom section: Flat Section

DASY4 Configuration:

- Probe: EX3DV4 – SN7382; ConvF(8.65, 8.65, 8.65); Calibrated: 26/10/2016
- Sensor-Surface: 4mm (Mechanical Surface Detection)
- Electronics: DAE – SN772; Calibrated: 25/10/2016
- Phantom: TWIN SAM; Type: Twin SAM V5.0; Serial: 1909
- Measurement SW: DASY4, V4.5 Build 19; Postprocessing SW: SEMCAD, V1.8 Build 145

Hotspot Back/WCDMA BAND 4 Low/Area Scan (91x151x1): Measurement grid: dx=10mm, dy=10mm

Maximum value of SAR (interpolated) = 0.599 mW/g

Hotspot Back/WCDMA BAND 4 Low/Zoom Scan (7x7x7)/Cube 0: Measurement grid:

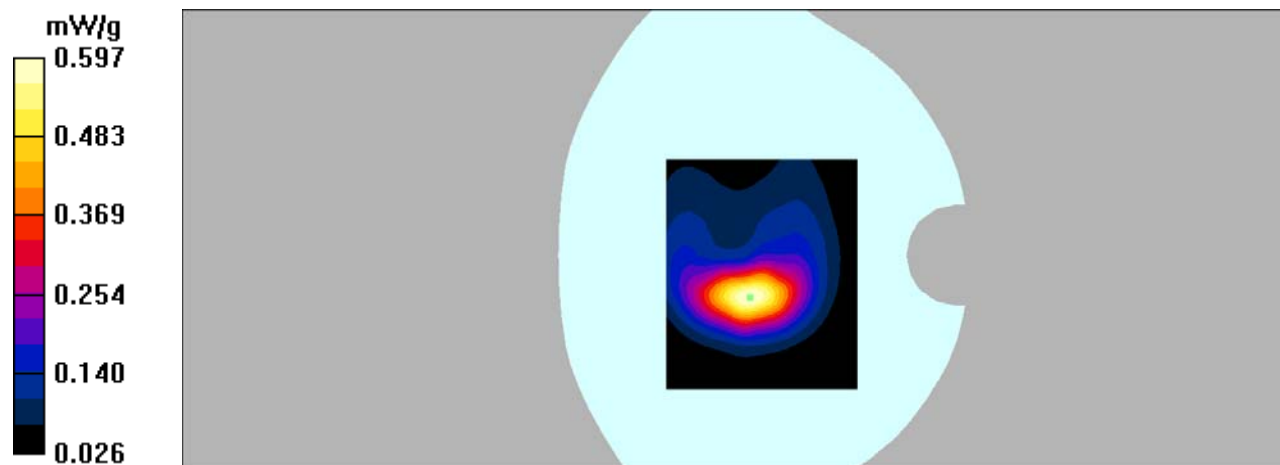
dx=5mm, dy=5mm, dz=5mm

Reference Value = 10.7 V/m; Power Drift = -0.131 dB

Peak SAR (extrapolated) = 0.842 W/kg

SAR(1 g) = 0.538 mW/g; SAR(10 g) = 0.314 mW/g

Maximum value of SAR (measured) = 0.597 mW/g



DUT: 3G Smart Phone; Type: Platinum 6.0Plus;

Communication System: 3G Bands; Frequency: 1712.4 MHz; Duty Cycle: 1:1
Medium parameters used: $f = 1712.4$ MHz; $\sigma = 1.49$ mho/m; $\epsilon_r = 53.15$; $\rho = 1000$ kg/m³
Phantom section: Flat Section

DASY4 Configuration:

- Probe: EX3DV4 – SN7382; ConvF(8.65, 8.65, 8.65); Calibrated: 26/10/2016
- Sensor-Surface: 4mm (Mechanical Surface Detection)
- Electronics: DAE – SN772; Calibrated: 25/10/2016
- Phantom: TWIN SAM; Type: Twin SAM V5.0; Serial: 1909
- Measurement SW: DASY4, V4.5 Build 19; Postprocessing SW: SEMCAD, V1.8 Build 145

Hotspot Left/WCDMA BAND 4 Low/Area Scan (61x101x1): Measurement grid: dx=10mm, dy=10mm

Maximum value of SAR (interpolated) = 0.093 mW/g

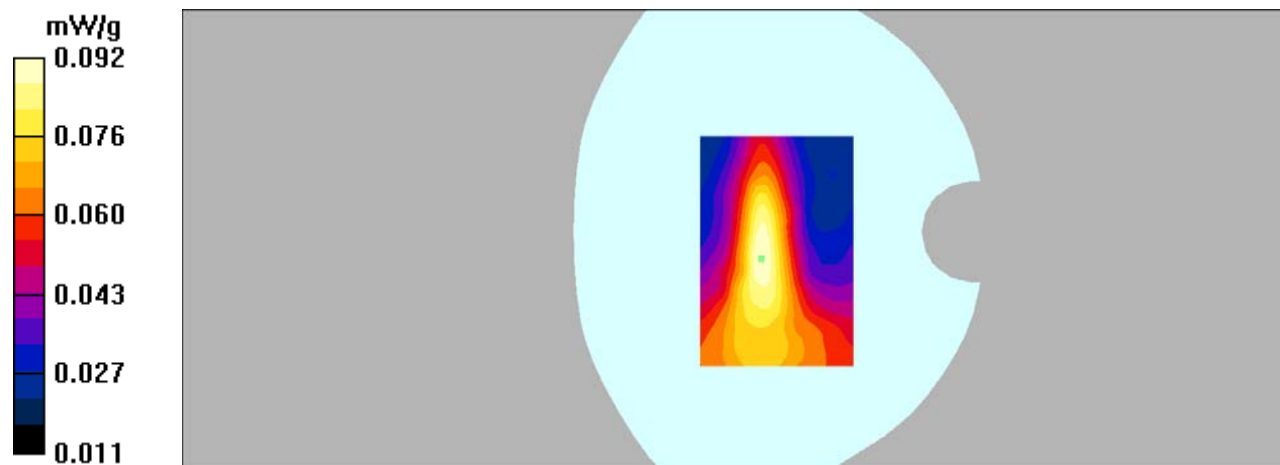
Hotspot Left/WCDMA BAND 4 Low/Zoom Scan (7x7x7)/Cube 0: Measurement grid: dx=5mm, dy=5mm, dz=5mm

Reference Value = 7.37 V/m; Power Drift = -0.135 dB

Peak SAR (extrapolated) = 0.140 W/kg

SAR(1 g) = 0.084 mW/g; SAR(10 g) = 0.053 mW/g

Maximum value of SAR (measured) = 0.092 mW/g



DUT: 3G Smart Phone; Type: Platinum 6.0Plus;

Communication System: 3G Bands; Frequency: 1712.4 MHz; Duty Cycle: 1:1
Medium parameters used: $f = 1712.4$ MHz; $\sigma = 1.49$ mho/m; $\epsilon_r = 53.15$; $\rho = 1000$ kg/m³
Phantom section: Flat Section

DASY4 Configuration:

- Probe: EX3DV4 – SN7382; ConvF(8.65, 8.65, 8.65); Calibrated: 26/10/2016
- Sensor-Surface: 4mm (Mechanical Surface Detection)
- Electronics: DAE – SN772; Calibrated: 25/10/2016
- Phantom: TWIN SAM; Type: Twin SAM V5.0; Serial: 1909
- Measurement SW: DASY4, V4.5 Build 19; Postprocessing SW: SEMCAD, V1.8 Build 145

Hotspot Right/WCDMA BAND 4 Low/Area Scan (61x101x1): Measurement grid: dx=10mm, dy=10mm

Maximum value of SAR (interpolated) = 0.210 mW/g

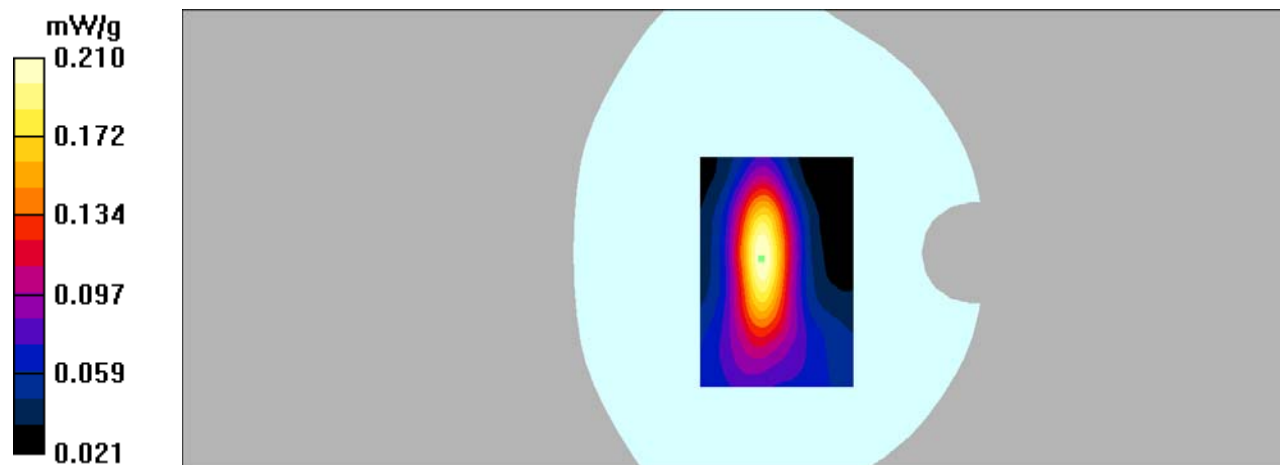
Hotspot Right/WCDMA BAND 4 Low/Zoom Scan (7x7x7)/Cube 0: Measurement grid: dx=5mm, dy=5mm, dz=5mm

Reference Value = 10.8 V/m; Power Drift = 0.030 dB

Peak SAR (extrapolated) = 0.337 W/kg

SAR(1 g) = 0.193 mW/g; SAR(10 g) = 0.115 mW/g

Maximum value of SAR (measured) = 0.210 mW/g



DUT: 3G Smart Phone; Type: Platinum 6.0Plus;

Communication System: 3G Bands; Frequency: 1712.4 MHz; Duty Cycle: 1:1
Medium parameters used: $f = 1712.4$ MHz; $\sigma = 1.49$ mho/m; $\epsilon_r = 53.15$; $\rho = 1000$ kg/m³
Phantom section: Flat Section

DASY4 Configuration:

- Probe: EX3DV4 – SN7382; ConvF(8.65, 8.65, 8.65); Calibrated: 26/10/2016
- Sensor-Surface: 4mm (Mechanical Surface Detection)
- Electronics: DAE – SN772; Calibrated: 25/10/2016
- Phantom: TWIN SAM; Type: Twin SAM V5.0; Serial: 1909
- Measurement SW: DASY4, V4.5 Build 19; Postprocessing SW: SEMCAD, V1.8 Build 145

Hotspot Bottom/WCDMA BAND 4 Low/Area Scan (61x101x1): Measurement grid: dx=10mm, dy=10mm

Maximum value of SAR (interpolated) = 0.920 mW/g


Hotspot Bottom/WCDMA BAND 4 Low/Zoom Scan (7x7x7)/Cube 0: Measurement grid: dx=5mm, dy=5mm, dz=5mm

Reference Value = 21.3 V/m; Power Drift = 0.114 dB

Peak SAR (extrapolated) = 1.50 W/kg

SAR(1 g) = 0.728 mW/g; SAR(10 g) = 0.417 mW/g

Maximum value of SAR (measured) = 0.898 mW/g



DUT: 3G Smart Phone; Type: Platinum 6.0Plus;

Communication System: 3G Bands; Frequency: 1880 MHz; Duty Cycle: 1:1

Medium parameters used: $f = 1880$ MHz; $\sigma = 1.40$ mho/m; $\epsilon_r = 39.72$; $\rho = 1000$ kg/m³

Phantom section: Flat Section

DASY4 Configuration:

- Probe: EX3DV4 – SN7382; ConvF(8.71, 8.71, 8.71); Calibrated: 26/10/2016
- Sensor-Surface: 4mm (Mechanical Surface Detection)
- Electronics: DAE – SN772; Calibrated: 25/10/2016
- Phantom: TWIN SAM; Type: Twin SAM V5.0; Serial: 1909
- Measurement SW: DASY4, V4.5 Build 19; Postprocessing SW: SEMCAD, V1.8 Build 145

Head cheek/WCDMA BAND 2 Mid/Area Scan (91x101x1): Measurement grid: dx=10mm, dy=10mm

Maximum value of SAR (interpolated) = 0.350 mW/g

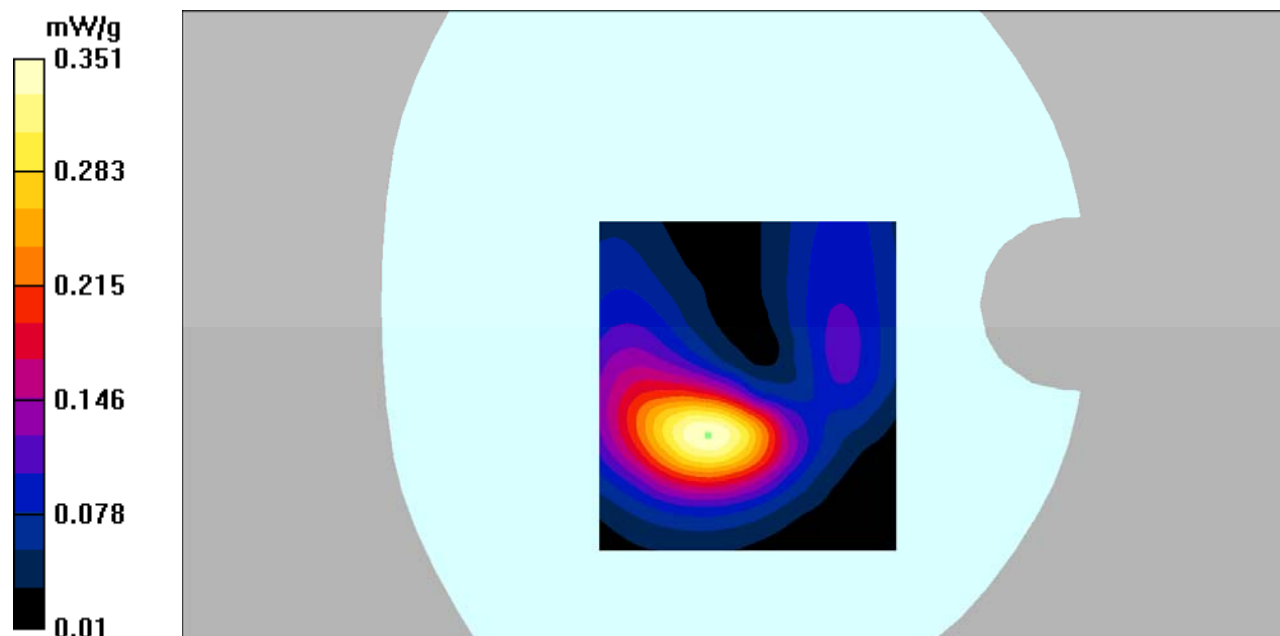
Head cheek/WCDMA BAND 2 Mid/Zoom Scan (7x7x7)/Cube 0: Measurement grid: dx=5mm, dy=5mm, dz=5mm

Reference Value = 4.19 V/m; Power Drift = -0.104 dB

Peak SAR (extrapolated) = 0.532 W/kg

SAR(1 g) = 0.317 mW/g; SAR(10 g) = 0.181 mW/g

Maximum value of SAR (measured) = 0.351 mW/g



DUT: 3G Smart Phone; Type: Platinum 6.0Plus;

Communication System: 3G Bands; Frequency: 1880 MHz; Duty Cycle: 1:1

Medium parameters used: $f = 1880$ MHz; $\sigma = 1.52$ mho/m; $\epsilon_r = 52.96$; $\rho = 1000$ kg/m³

Phantom section: Flat Section

DASY4 Configuration:

- Probe: EX3DV4 – SN7382; ConvF(8.31, 8.31, 8.31); Calibrated: 26/10/2016
- Sensor-Surface: 4mm (Mechanical Surface Detection)
- Electronics: DAE – SN772; Calibrated: 25/10/2016
- Phantom: TWIN SAM; Type: Twin SAM V5.0; Serial: 1909
- Measurement SW: DASY4, V4.5 Build 19; Postprocessing SW: SEMCAD, V1.8 Build 145

Hospot Back/WCDMA BAND 2 Mid/Area Scan (101x111x1): Measurement grid: dx=10mm, dy=10mm

Maximum value of SAR (interpolated) = 0.297 mW/g

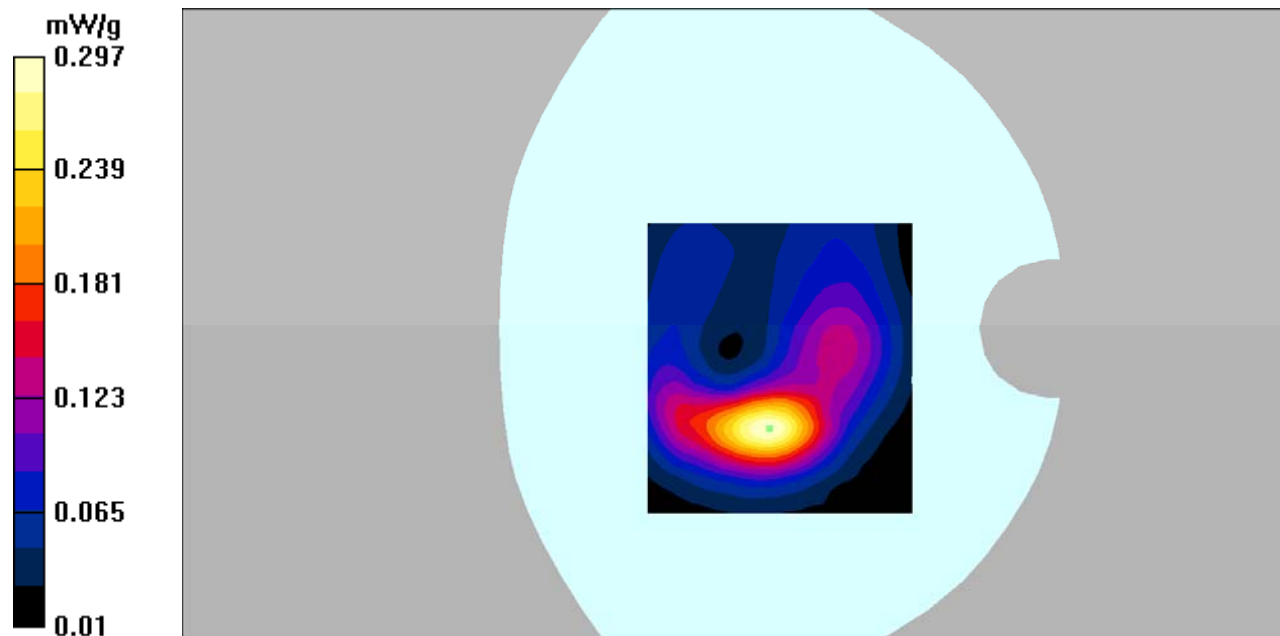
Hospot Back/WCDMA BAND 2 Mid/Zoom Scan (7x7x7)/Cube 0: Measurement grid: dx=5mm, dy=5mm, dz=5mm

Reference Value = 6.47 V/m; Power Drift = 0.092 dB

Peak SAR (extrapolated) = 0.498 W/kg

SAR(1 g) = 0.266 mW/g; SAR(10 g) = 0.144 mW/g

Maximum value of SAR (measured) = 0.297 mW/g



DUT: 3G Smart Phone; Type: Platinum 6.0Plus;

Communication System: 3G Bands; Frequency: 1880 MHz; Duty Cycle: 1:1

Medium parameters used: $f = 1880$ MHz; $\sigma = 1.52$ mho/m; $\epsilon_r = 52.96$; $\rho = 1000$ kg/m³

Phantom section: Flat Section

DASY4 Configuration:

- Probe: EX3DV4 – SN7382; ConvF(8.31, 8.31, 8.31); Calibrated: 26/10/2016
- Sensor-Surface: 4mm (Mechanical Surface Detection)
- Electronics: DAE – SN772; Calibrated: 25/10/2016
- Phantom: TWIN SAM; Type: Twin SAM V5.0; Serial: 1909
- Measurement SW: DASY4, V4.5 Build 19; Postprocessing SW: SEMCAD, V1.8 Build 145

Hotspot Left/WCDMA BAND 2 Mid/Area Scan (61x121x1): Measurement grid: dx=10mm, dy=10mm

Maximum value of SAR (interpolated) = 0.087 mW/g

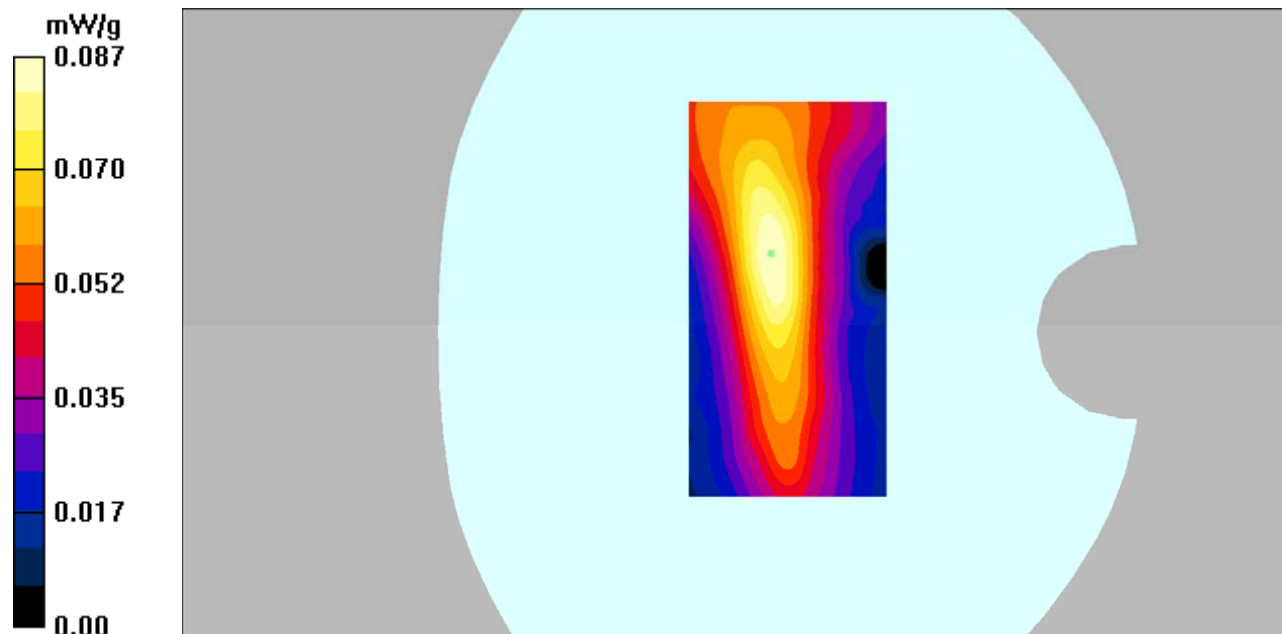
Hotspot Left/WCDMA BAND 2 Mid/Zoom Scan (7x7x7)/Cube 0: Measurement grid: dx=5mm, dy=5mm, dz=5mm

Reference Value = 6.84 V/m; Power Drift = 0.053 dB

Peak SAR (extrapolated) = 0.182 W/kg

SAR(1 g) = 0.078 mW/g; SAR(10 g) = 0.044 mW/g

Maximum value of SAR (measured) = 0.087 mW/g



DUT: 3G Smart Phone; Type: Platinum 6.0Plus;

Communication System: 3G Bands; Frequency: 1880 MHz; Duty Cycle: 1:1

Medium parameters used: $f = 1880$ MHz; $\sigma = 1.52$ mho/m; $\epsilon_r = 52.96$; $\rho = 1000$ kg/m³

Phantom section: Flat Section

DASY4 Configuration:

- Probe: EX3DV4 – SN7382; ConvF(8.31, 8.31, 8.31); Calibrated: 26/10/2016
- Sensor-Surface: 4mm (Mechanical Surface Detection)
- Electronics: DAE – SN772; Calibrated: 25/10/2016
- Phantom: TWIN SAM; Type: Twin SAM V5.0; Serial: 1909
- Measurement SW: DASY4, V4.5 Build 19; Postprocessing SW: SEMCAD, V1.8 Build 145

Hotspot Right/WCDMA BAND 2 Mid/Area Scan (61x121x1): Measurement grid: dx=10mm, dy=10mm

Maximum value of SAR (interpolated) = 0.130 mW/g

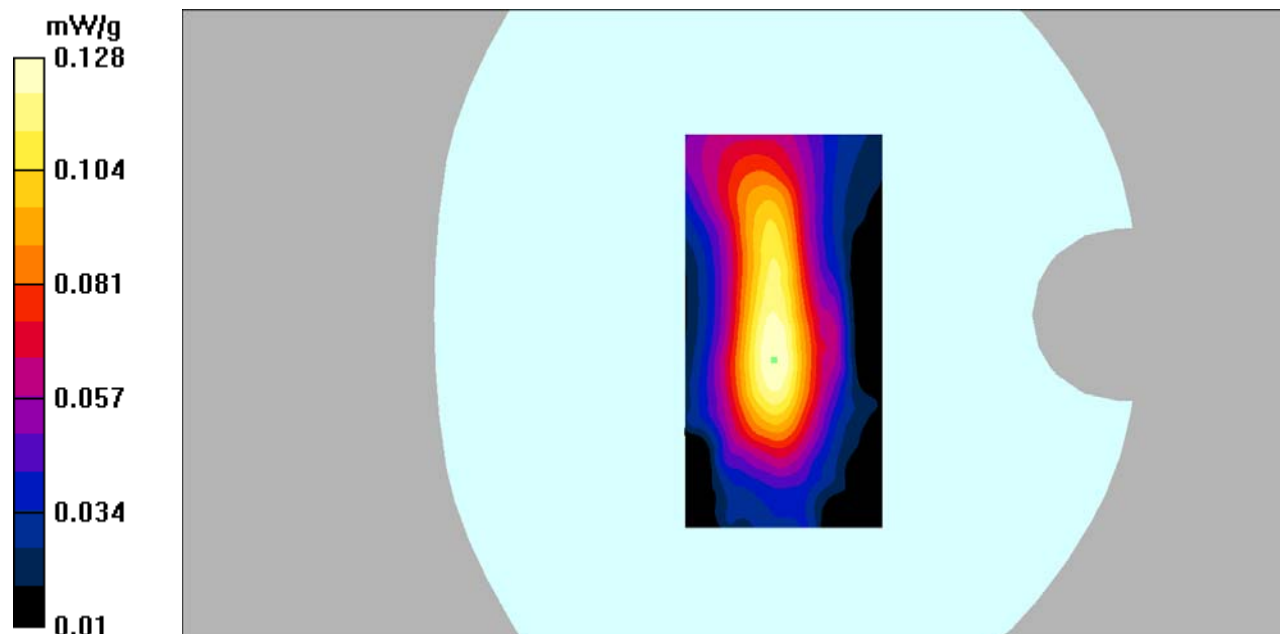
Hotspot Right/WCDMA BAND 2 Mid/Zoom Scan (7x7x7)/Cube 0: Measurement grid: dx=5mm, dy=5mm, dz=5mm

Reference Value = 8.90 V/m; Power Drift = 0.024 dB

Peak SAR (extrapolated) = 0.218 W/kg

SAR(1 g) = 0.118 mW/g; SAR(10 g) = 0.066 mW/g

Maximum value of SAR (measured) = 0.128 mW/g



DUT: 3G Smart Phone; Type: Platinum 6.0Plus;

Communication System: 3G Bands; Frequency: 1852.4 MHz; Duty Cycle: 1:1
Medium parameters used: $f = 1852.4$ MHz; $\sigma = 1.52$ mho/m; $\epsilon_r = 52.81$; $\rho = 1000$ kg/m³
Phantom section: Flat Section

DASY4 Configuration:

- Probe: EX3DV4 – SN7382; ConvF(8.31, 8.31, 8.31); Calibrated: 26/10/2016
- Sensor-Surface: 4mm (Mechanical Surface Detection)
- Electronics: DAE – SN772; Calibrated: 25/10/2016
- Phantom: TWIN SAM; Type: Twin SAM V5.0; Serial: 1909
- Measurement SW: DASY4, V4.5 Build 19; Postprocessing SW: SEMCAD, V1.8 Build 145

Hotspot Bottom/WCDMA BAND 2 Low/Area Scan (61x101x1): Measurement grid: dx=10mm, dy=10mm

Maximum value of SAR (interpolated) = 1.49 mW/g

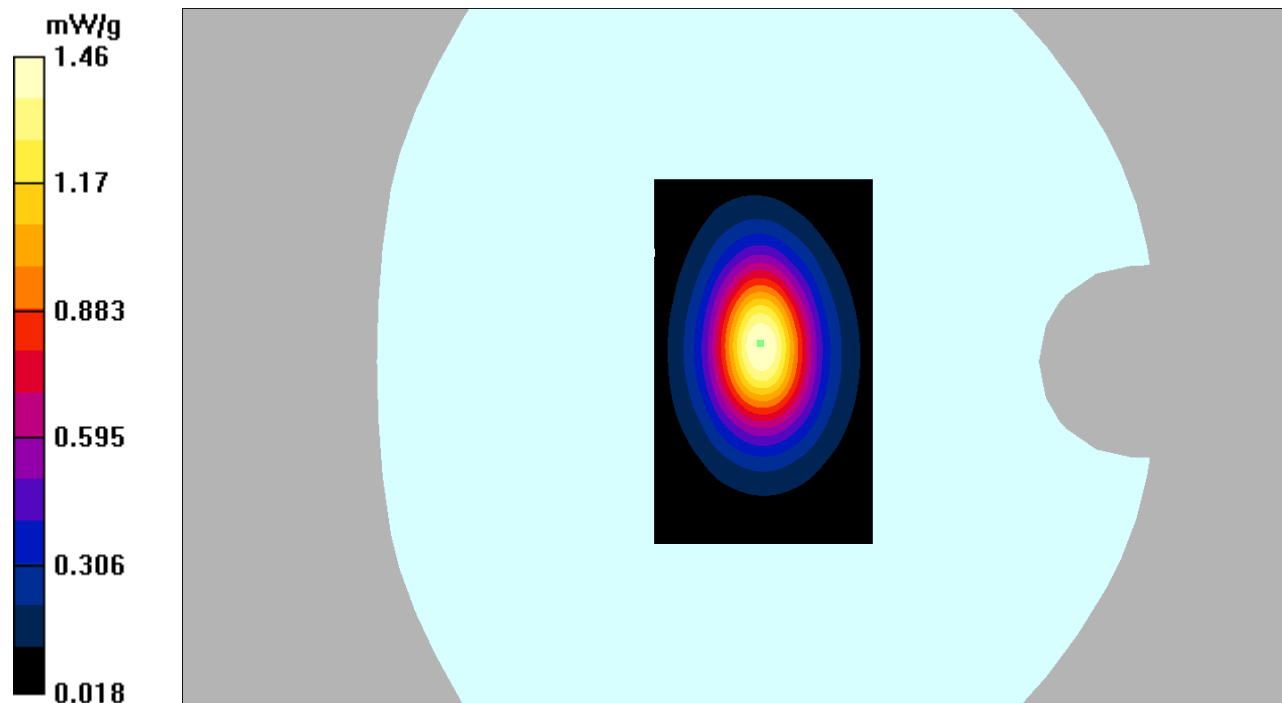
Hotspot Bottom/WCDMA BAND 2 Low/Zoom Scan (7x7x7)/Cube 0: Measurement grid: dx=5mm, dy=5mm, dz=5mm

Reference Value = 31.5 V/m; Power Drift = -0.031 dB

Peak SAR (extrapolated) = 2.54 W/kg

SAR(1 g) = 1.01 mW/g; SAR(10 g) = 0.656 mW/g

Maximum value of SAR (measured) = 1.46 mW/g



DUT: 3G Smart Phone; Type: Platinum 6.0Plus;

Communication System: 3G Bands; Frequency: 1880 MHz; Duty Cycle: 1:1
Medium parameters used: $f = 1880$ MHz; $\sigma = 1.52$ mho/m; $\epsilon_r = 52.96$; $\rho = 1000$ kg/m³
Phantom section: Flat Section

DASY4 Configuration:

- Probe: EX3DV4 – SN7382; ConvF(8.31, 8.31, 8.31); Calibrated: 26/10/2016
- Sensor-Surface: 4mm (Mechanical Surface Detection)
- Electronics: DAE – SN772; Calibrated: 25/10/2016
- Phantom: TWIN SAM; Type: Twin SAM V5.0; Serial: 1909
- Measurement SW: DASY4, V4.5 Build 19; Postprocessing SW: SEMCAD, V1.8 Build 145

Hotspot Bottom/WCDMA BAND 2 Mid/Area Scan (61x101x1): Measurement grid: dx=10mm, dy=10mm

Maximum value of SAR (interpolated) = 1.36 mW/g


Hotspot Bottom/WCDMA BAND 2 Mid/Zoom Scan (7x7x7)/Cube 0: Measurement grid: dx=5mm, dy=5mm, dz=5mm

Reference Value = 29.1 V/m; Power Drift = 0.00 dB

Peak SAR (extrapolated) = 2.33 W/kg

SAR(1 g) = 1.11 mW/g; SAR(10 g) = 0.608 mW/g

Maximum value of SAR (measured) = 1.35 mW/g



DUT: 3G Smart Phone; Type: Platinum 6.0Plus;

Communication System: 3G Bands; Frequency: 1907.6 MHz; Duty Cycle: 1:1
Medium parameters used: $f = 1907.6$ MHz; $\sigma = 1.53$ mho/m; $\epsilon_r = 53.14$; $\rho = 1000$ kg/m³
Phantom section: Flat Section

DASY4 Configuration:

- Probe: EX3DV4 – SN7382; ConvF(8.31, 8.31, 8.31); Calibrated: 26/10/2016
- Sensor-Surface: 4mm (Mechanical Surface Detection)
- Electronics: DAE – SN772; Calibrated: 25/10/2016
- Phantom: TWIN SAM; Type: Twin SAM V5.0; Serial: 1909
- Measurement SW: DASY4, V4.5 Build 19; Postprocessing SW: SEMCAD, V1.8 Build 145

Hotspot Bottom/WCDMA BAND 2 High/Area Scan (61x101x1): Measurement grid: dx=10mm, dy=10mm
Maximum value of SAR (interpolated) = 1.73 mW/g

Hotspot Bottom/WCDMA BAND 2 High/Zoom Scan (7x7x7)/Cube 0: Measurement grid: dx=5mm, dy=5mm, dz=5mm
Reference Value = 34.6 V/m; Power Drift = -0.078 dB
Peak SAR (extrapolated) = 2.16 W/kg
SAR(1 g) = 1.08 mW/g; SAR(10 g) = 0.681 mW/g
Maximum value of SAR (measured) = 1.78 mW/g

