

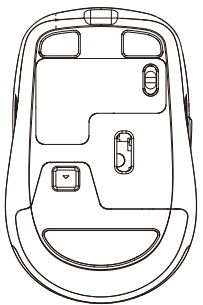
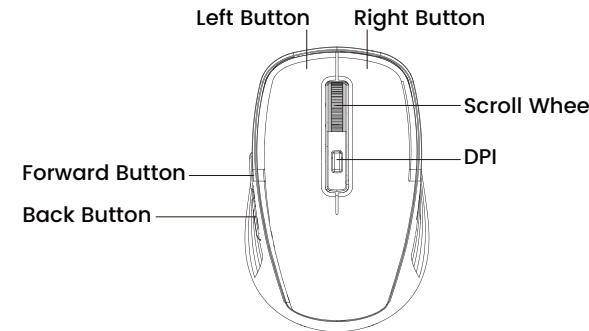
# User Manual

Wireless Mouse

After-Sales  
Email:sabluteservices@outlook.com  
Website URL: sablute.com

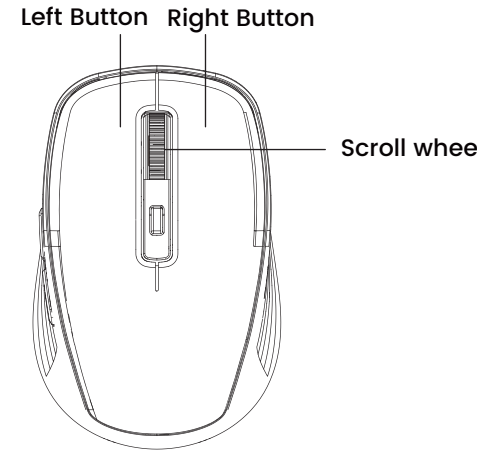
V890

## The Functions of a Mouse



**Mouse function:** The button function of the mouse in the package.

## What should I do if the mouse disconnects?



Press and hold the **left, middle, and right buttons** of the mouse until the indicator light flashes, then plug the USB into the computer.

## FAQ

**Q1: The keyboard and mouse cannot be connected.**

**A1:** Please switch on the keyboard, press “Esc” + “C” , the LED indicator light will flash quickly.Plug the 2.4GHz USB receiver into the computer. Within 10 seconds, put the keyboard within 10 cm of the receiver for pairing. When the light turns off, the keyboard pairing is successful.Turn on the power switch at the bottom of the mouse. Please hold down the left and right mouse buttons as well as the scroll wheel button simultaneously. The light at the bottom of the mouse will light up. Insert the USB receiver into the computer and place the mouse within 10 cm of the receiver for pairing.

**Q2: What should I do if the keyboard gets delayed or stuck?**

**A2:** Please check there is no 2.4GHz device (e.g., router) nearby to interfere with the connection. Please check there is no full metal case that may block the signal.

**Q3: USB Receiver Location**

**Solution:**

**Initial Position:**

Located in the keyboard's bottom compartment inside the packaging box (please inspect carefully when unboxing).

**Replacement for Lost Receiver:**

Contact us for a free replacement (product serial number verification required).

## FCC Warning

This device complies with Part 15 of the FCC Rules. Operation is subject to the following two conditions:

(1) This device may not cause harmful interference, and (2) this device must accept any interference received, including interference that may cause undesired operation.

NOTE 1: This equipment has been tested and found to comply with the limits for a Class B digital device, pursuant to Part 15 of the FCC Rules. These limits are designed to provide reasonable protection against harmful interference in a residential installation.

This equipment generates, uses and can radiate radio frequency energy and, if not installed and used in accordance with the instructions,may cause harmful interference to radio communications. However, there is no guarantee that interference will not occur in a particular installation. If this equipment does cause harmful interference to radio or television reception, which can be determined by turning the equipment off and on, the user is encouraged to try to correct the interference by one or more of the following measures:

- Reorient or relocate the receiving antenna.
- Increase the separation between the equipment and receiver.
- Connect the equipment into an outlet on a circuit different from that to which the receiver is connected.
- Consult the dealer or an experienced radio/TV technician for help.

NOTE 2: Any changes or modifications to this unit not expressly approved by the party responsible for compliance could void the user's authority to operate the equipment. The device has been evaluated to meet general RF exposure requirement. The device can be used in portable exposure condition without restriction.

## Customer service



**Buy on SABLUTE, You will get:**

- 30-Day Money-Back Guarantee
- 90-Day Free Replacement
- Hassle-Free Warranty Without Returning
- Lifetime Customer Support

## Contact Us

**For FAQs and more information, please visit:**

**Phone: 1-888-858-1618(US), Mon-Fri,  
9am-6pm (Worktime), 1pm-2pm (Rest)**



**sablute.com/pages/contact  
sabluteservices@outlook.com**

## Keyboard and Mouse Specifications

Mouse Specifications	
Dimensions	100.8×64.9×33.9mm (L×W×H)
Weight	77g
DPI Settings	800/1200/1600/2000 (memory retention)
Power Source	500mAh
Range	8-10 meters
Power Saving Sleep	after 15min inactivity