
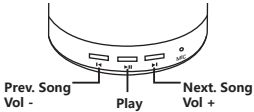
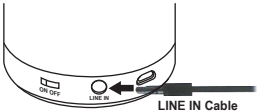



尺寸：50\*60mm  
双面印刷

<div><p><b>ILLUMINATING WIRELESS SPEAKER</b></p><p><b>Instruction Sheet</b></p></div> <div><p><b>In The Box:</b></p><ul style="list-style-type: none"><li>1 x Wireless Speaker</li><li>1 x Micro USB Cable</li><li>1 x Audio Cable</li><li>1 x Instruction Sheet</li></ul></div>	<div><p><b>Specification:</b></p><p>Battery: 300mAh Wireless version: 5.0 Playing time: 3-4 hours Charging time: 2 hours Dimension: 62 x 62 x 59mm</p></div> <div><p><b>Pairing Instruction:</b></p><ol style="list-style-type: none"><li>1. Move the power switch to the "ON" position. A prompt will sound and the speaker will flash to indicate that it is in pairing mode.</li><li>2. On your mobile device, turn Bluetooth on, search for Bluetooth devices, and select "Light-up Speaker".</li><li>3. If prompted for a password, enter 0000. The speaker will connect to your device and be ready for use.</li><li>4. To disconnect the speaker from your device and pair it with a different device, hold down the play button until the speaker starts to flashing. Return to Step 2 to pair the speaker with other devices.</li></ol></div>	<p>5. To adjust speaker volume, press and hold the next or previous song buttons.</p> <div><p><b>Hands Free Calling:</b></p><p>To answer an incoming call or end an ongoing call, press the play button on time. To refuse an incoming call, do so on your device directly.</p></div> <div><p><b>Line-in Function:</b></p><p>Use the provided 3.5mm audio cable to connect the speaker to any device with a 3.5mm audio output port.</p></div>
 <div><p><b>Charging the Speaker:</b></p><ol style="list-style-type: none"><li>1. Plug the provided micro USB charging cable into the speaker and an active computer USB port or a USB AC adapter that is plugged into an active wall outlet.</li><li>2. The indicator LED will glow red while charging and turn off once charging has completed.</li></ol></div>	<div><p><b>FCC STATEMENT</b></p><p>This device complies with Part 15 of the FCC Rules. Operation is subject to the following two conditions: 1) This device may not cause harmful interference, and 2) This device must accept any interference received, including interference that may cause undesired operation.</p><p><b>Warning:</b> Changes or modifications not expressly approved by the party responsible for compliance could void the user's authority to operate the equipment.</p><p><b>NOTE:</b> This equipment has been tested and found to comply with the limits for a Class B digital device pursuant to Part 15 of the FCC Rules. These limits are designed to provide reasonable protection against harmful interference in a residential installation. This equipment generates uses and can radiate radio frequency energy and, if not installed and used in accordance with the instructions, may cause harmful interference to radio communications. However, there is no guarantee that interference will not occur in a particular</p></div>	<p>installation. If this equipment does cause harmful interference to radio or television reception, which can be determined by turning the equipment off and on, the user is encouraged to try to correct the interference by one or more of the following measures:</p> <ul style="list-style-type: none"><li>- Reorient or relocate the receiving antenna.</li><li>- Increase the separation between the equipment and receiver.</li><li>- Connect the equipment into an outlet on a circuit different from that to which the receiver is connected.</li><li>- Consult the dealer or an experienced radio/TV technician for help.</li></ul> <p>The device has been evaluated to meet general RF exposure requirement. The device can ben used inthe portable exposure condition with restriction</p> <div><p><b>FC</b></p><p>FCC ID : 2ABHA0089 Made in China</p></div>