

## Appendix IV EUT Internal Photographs

Photo 5 Internal of EUT






Photo 6 Appearance of PCB




2.4G PCB Antenna



**Photo 7 Appearance of PCB**



**Photo 8 Appearance of PCB**





**Photo 9 Appearance of PCB**

