

TEST REPORT

Application No.: SZEM1909018098CR
Applicant: Furrion Ltd.
Address of Applicant: Unit 503c & 505-508, Level 5, Core D, Cyberport 3, 100 Cyberport Road, Hong Kong.
Manufacturer: Furrion Ltd.
Address of Manufacturer: Unit 503c & 505-508, Level 5, Core D, Cyberport 3, 100 Cyberport Road, Hong Kong.
Equipment Under Test (EUT):
EUT Name: LTE WiFi Router-Unlocked
Model No.: FAN17B8F, FAN17B87 ♣
 ♣ Please refer to section 2 of this report which indicates which model was actually tested and which were electrically identical.
Trade mark: FURRION
FCC ID: 2ABH3-FAN17B
Standard(s) : 47 CFR Part 15, Subpart C 15.247
Date of Receipt: 2019-09-02
Date of Test: 2019-09-05 to 2019-09-28
Date of Issue: 2019-10-08

Test Result:	Pass*
---------------------	--------------

* In the configuration tested, the EUT complied with the standards specified above.

Keny Xu

Keny Xu
EMC Laboratory Manager



SGS-CSTC Standards Technical Services Co., Ltd.
Shenzhen Branch EMC Laboratory

Unless otherwise agreed in writing, this document is issued by the Company subject to its General Conditions of Service printed overleaf, available on request or accessible at <http://www.sgs.com/en/Terms-and-Conditions.aspx> and, for electronic format documents, subject to Terms and Conditions for Electronic Documents at <http://www.sgs.com/en/Terms-and-Conditions/Terms-e-Documents.aspx>. Attention is drawn to the limitation of liability, indemnification and jurisdiction issues defined therein. Any holder of this document is advised that information contained hereon reflects the Company's findings at the time of its intervention only and within the limits of Client's instructions, if any. The Company's sole responsibility is to its Client and this document does not exonerate parties to a transaction from exercising all their rights and obligations under the transaction documents. This document cannot be reproduced except in full, without prior written approval of the Company. Any unauthorized alteration, forgery or falsification of the content or appearance of this document is unlawful and offenders may be prosecuted to the fullest extent of the law. Unless otherwise stated the results shown in this test report refer only to the sample(s) tested and such sample(s) are retained for 30 days only.
 Attention: To check the authenticity of testing / inspection report & certificate, please contact us at telephone: (86-755) 8307 1443, or email: CN.Doccheck@sgs.com

No.1 Workshop, M-10, Middle Section, Science & Technology Park, Shenzhen, China 518057 t (86-755) 26012053 f (86-755) 26710594 www.sgsgroup.com.cn
 中国·深圳·科技园中区M-10栋一号厂房 邮编: 518057 t (86-755) 26012053 f (86-755) 26710594 sgs.china@sgs.com

Revision Record				
Version	Chapter	Date	Modifier	Remark
01		2019-10-08		Original

Authorized for issue by:			
			
		Edison Li /Project Engineer	
			
		Eric Fu /Reviewer	

2 Test Summary

Radio Spectrum Technical Requirement				
Item	Standard	Method	Requirement	Result
Antenna Requirement	47 CFR Part 15, Subpart C 15.247	N/A	47 CFR Part 15, Subpart C 15.203 & 15.247(b)(4)	Pass



Radio Spectrum Matter Part				
Item	Standard	Method	Requirement	Result
Minimum 6dB Bandwidth	47 CFR Part 15, Subpart C 15.247	ANSI C63.10 (2013) Section 11.8.1	47 CFR Part 15, Subpart C 15.247a(2)	Pass
Conducted Peak Output Power	47 CFR Part 15, Subpart C 15.247	ANSI C63.10 (2013) Section 11.9.1	47 CFR Part 15, Subpart C 15.247(b)(3)	Pass
Power Spectrum Density	47 CFR Part 15, Subpart C 15.247	ANSI C63.10 (2013) Section 11.10.2	47 CFR Part 15, Subpart C 15.247(e)	Pass
Conducted Band Edges Measurement	47 CFR Part 15, Subpart C 15.247	ANSI C63.10 (2013) Section 11.13.3.2	47 CFR Part 15, Subpart C 15.247(d)	Pass
Conducted Spurious Emissions	47 CFR Part 15, Subpart C 15.247	ANSI C63.10 (2013) Section 11.11	47 CFR Part 15, Subpart C 15.247(d)	Pass
Radiated Emissions which fall in the restricted bands	47 CFR Part 15, Subpart C 15.247	ANSI C63.10 (2013) Section 6.10.5	47 CFR Part 15, Subpart C 15.209 & 15.247(d)	Pass
Radiated Spurious Emissions	47 CFR Part 15, Subpart C 15.247	ANSI C63.10 (2013) Section 6.4,6.5,6.6	47 CFR Part 15, Subpart C 15.209 & 15.247(d)	Pass

Declaration of EUT Family Grouping:

Model No.: FAN17B8F, FAN17B87

Only the model FAN17B8F was tested, since the electrical circuit design, layout, components used, internal wiring and functions were identical for all the above models, only the difference as below:

Model	Description
FAN17B8F	Internet Access Point, LTE and Wi-Fi Router SIM Swappable with ceiling mount bracket
FAN17B87	Internet Access Point, LTE and Wi-Fi Router SIM Swappable without ceiling mount bracket

Internet Access Point, LTE Wi-Fi Router-Unlocked (FAN17B87)	Ceiling mount bracket
	

3 Contents

	Page
1 COVER PAGE	1
2 TEST SUMMARY	3
3 CONTENTS	5
4 GENERAL INFORMATION	7
4.1 DETAILS OF E.U.T.	7
4.2 DESCRIPTION OF SUPPORT UNITS	7
4.3 MEASUREMENT UNCERTAINTY	8
4.4 TEST LOCATION.....	9
4.5 TEST FACILITY.....	9
4.6 DEVIATION FROM STANDARDS	9
4.7 ABNORMALITIES FROM STANDARD CONDITIONS	9
5 EQUIPMENT LIST	10
6 RADIO SPECTRUM TECHNICAL REQUIREMENT	12
6.1 ANTENNA REQUIREMENT	12
6.1.1 Test Requirement:	12
6.1.2 Conclusion	12
7 RADIO SPECTRUM MATTER TEST RESULTS	13
7.1 MINIMUM 6DB BANDWIDTH.....	13
7.1.1 E.U.T. Operation.....	13
7.1.2 Test Setup Diagram.....	13
7.1.3 Measurement Procedure and Data.....	13
7.2 CONDUCTED PEAK OUTPUT POWER.....	14
7.2.1 E.U.T. Operation.....	14
7.2.2 Test Setup Diagram.....	14
7.2.3 Measurement Procedure and Data.....	15
7.3 POWER SPECTRUM DENSITY.....	16
7.3.1 E.U.T. Operation.....	16
7.3.2 Test Setup Diagram.....	16
7.3.3 Measurement Procedure and Data.....	16
7.4 CONDUCTED BAND EDGES MEASUREMENT.....	17
7.4.1 E.U.T. Operation.....	17
7.4.2 Test Setup Diagram.....	17
7.4.3 Measurement Procedure and Data.....	18
7.5 CONDUCTED SPURIOUS EMISSIONS.....	19
7.5.1 E.U.T. Operation.....	19
7.5.2 Test Setup Diagram.....	19
7.5.3 Measurement Procedure and Data.....	20
7.6 RADIATED EMISSIONS WHICH FALL IN THE RESTRICTED BANDS	21
7.6.1 E.U.T. Operation.....	21
7.6.2 Test Setup Diagram.....	21
7.6.3 Measurement Procedure and Data.....	22



Unless otherwise agreed in writing, this document is issued by the Company subject to its General Conditions of Service printed overleaf, available on request or accessible at <http://www.sgs.com/en/Terms-and-Conditions.aspx> and, for electronic format documents, subject to Terms and Conditions for Electronic Documents at <http://www.sgs.com/en/Terms-and-Conditions/Terms-e-Documents.aspx>. Attention is drawn to the limitation of liability, indemnification and jurisdiction issues defined therein. Any holder of this document is advised that information contained hereon reflects the Company's findings at the time of its intervention only and within the limits of Client's instructions, if any. The Company's sole responsibility is to its Client and this document does not exonerate parties to a transaction from exercising all their rights and obligations under the transaction documents. This document cannot be reproduced except in full, without prior written approval of the Company. Any unauthorized alteration, forgery or falsification of the content or appearance of this document is unlawful and offenders may be prosecuted to the fullest extent of the law. Unless otherwise stated the results shown in this test report refer only to the sample(s) tested and such sample(s) are retained for 30 days only.

Attention: To check the authenticity of testing / inspection report & certificate, please contact us at telephone: (86-755) 8307 1443, or email: CN.Doccheck@sgs.com

SGS-CSTC Standards Technical Services Co., Ltd.
Shenzhen Branch / 深圳分公司 / 实验室

No.1 Workshop, M-10, Middle Section, Science & Technology Park, Shenzhen, China 518057 t (86-755) 26012053 f (86-755) 26710594 www.sgsgroup.com.cn
中国·深圳·科技园中区M-10栋一号厂房 邮编: 518057 t (86-755) 26012053 f (86-755) 26710594 sgs.china@sgs.com

7.7	RADIATED SPURIOUS EMISSIONS	55
7.7.1	<i>E.U.T. Operation</i>	56
7.7.2	<i>Test Setup Diagram</i>	56
7.7.3	<i>Measurement Procedure and Data</i>	57
8	PHOTOGRAPHS	84
8.1	TEST SETUP	84
8.2	EUT CONSTRUCTIONAL DETAILS (EUT PHOTOS)	84
9	APPENDIX	85
9.1	APPENDIX 15.247	85-160



4 General Information

4.1 Details of E.U.T.

Power supply:	DC 12V
Internal source:	More than 108MHz
Type of Modulation:	802.11b: DSSS (CCK, DQPSK, DBPSK) 802.11g: OFDM (64QAM, 16QAM, QPSK, BPSK) 802.11n (HT20/HT40): OFDM (64QAM, 16QAM, QPSK, BPSK)
Operating Frequency:	802.11b/g/n(HT20): 2412MHz to 2462MHz 802.11n(HT40): 2422MHz to 2452MHz
Channel Number:	802.11b/g/11n(HT20): 11 Channels 802.11n(HT40): 7 Channels
Channels Step:	Channels with 5MHz step
Sample Type:	Fixed production
Antenna Type:	Integral
Antenna Gain:	Antenna1/Antenna2:2dBi Note: The two antennas can simultaneous transmission.
This report is for MT7603 module.	

4.2 Description of Support Units

Description	Manufacturer	Model No.	Serial No.
DC Power	ZHAOXIN	RXN-305D	REF. No.SEA2700



4.3 Measurement Uncertainty

No.	Item	Measurement Uncertainty
1	Radio Frequency	$\pm 7.25 \times 10^{-8}$
2	Duty cycle	$\pm 0.37\%$
3	Occupied Bandwidth	$\pm 3\%$
4	Conduction emission	$\pm 3.0\text{dB}$ (150kHz to 30MHz)
5	RF conducted power	$\pm 0.75\text{dB}$
6	RF power density	$\pm 2.84\text{dB}$
7	Conducted Spurious emissions	$\pm 0.75\text{dB}$
8	RF Radiated power	$\pm 4.5\text{dB}$ (Below 1GHz)
		$\pm 4.8\text{dB}$ (Above 1GHz)
9	Radiated Spurious emission test	$\pm 4.5\text{dB}$ (Below 1GHz)
		$\pm 4.8\text{dB}$ (Above 1GHz)
10	Temperature test	$\pm 1^{\circ}\text{C}$
11	Humidity test	$\pm 3\%$
12	Supply voltages	$\pm 1.5\%$
13	Time	$\pm 3\%$



4.4 Test Location

All tests were performed at:

SGS-CSTC Standards Technical Services Co., Ltd., Shenzhen Branch

No. 1 Workshop, M-10, Middle Section, Science & Technology Park, Shenzhen, Guangdong, China. 518057.

Tel: +86 755 2601 2053 Fax: +86 755 2671 0594

No tests were sub-contracted.

4.5 Test Facility

The test facility is recognized, certified, or accredited by the following organizations:

- **CNAS (No. CNAS L2929)**

CNAS has accredited SGS-CSTC Standards Technical Services Co., Ltd. Shenzhen Branch EMC Lab to ISO/IEC 17025:2005 General Requirements for the Competence of Testing and Calibration Laboratories (CNAS-CL01 Accreditation Criteria for the Competence of Testing and Calibration Laboratories) for the competence in the field of testing.

- **A2LA (Certificate No. 3816.01)**

SGS-CSTC Standards Technical Services Co., Ltd., Shenzhen EMC Laboratory is accredited by the American Association for Laboratory Accreditation (A2LA). Certificate No. 3816.01.

- **VCCI**

The 3m Fully-anechoic chamber for above 1GHz, 10m Semi-anechoic chamber for below 1GHz, Shielded Room for Mains Port Conducted Interference Measurement and Telecommunication Port Conducted Interference Measurement of SGS-CSTC Standards Technical Services Co., Ltd. have been registered in accordance with the Regulations for Voluntary Control Measures with Registration No.: G-20026, R-14188, C-12383 and T-11153 respectively.

- **FCC –Designation Number: CN1178**

SGS-CSTC Standards Technical Services Co., Ltd., Shenzhen EMC Laboratory has been recognized as an accredited testing laboratory.

Designation Number: CN1178. Test Firm Registration Number: 406779.

- **Innovation, Science and Economic Development Canada**

SGS-CSTC Standards Technical Services Co., Ltd., Shenzhen EMC Laboratory has been recognized by ISED as an accredited testing laboratory.

CAB identifier: CN0006.

IC#: 4620C.

4.6 Deviation from Standards

None

4.7 Abnormalities from Standard Conditions

None



Unless otherwise agreed in writing, this document is issued by the Company subject to its General Conditions of Service printed overleaf, available on request or accessible at <http://www.sgs.com/en/Terms-and-Conditions.aspx> and, for electronic format documents, subject to Terms and Conditions for Electronic Documents at <http://www.sgs.com/en/Terms-and-Conditions/Terms-e-Documents.aspx>. Attention is drawn to the limitation of liability, indemnification and jurisdiction issues defined therein. Any holder of this document is advised that information contained hereon reflects the Company's findings at the time of its intervention only and within the limits of Client's instructions, if any. The Company's sole responsibility is to its Client and this document does not exonerate parties to a transaction from exercising all their rights and obligations under the transaction documents. This document cannot be reproduced except in full, without prior written approval of the Company. Any unauthorized alteration, forgery or falsification of the content or appearance of this document is unlawful and offenders may be prosecuted to the fullest extent of the law. Unless otherwise stated the results shown in this test report refer only to the sample(s) tested and such sample(s) are retained for 30 days only.
Attention: To check the authenticity of testing / inspection report & certificate, please contact us at telephone: (86-755) 8307 1443, or email: CN.Doccheck@sgs.com

SGS-CSTC Standards Technical Services Co., Ltd.
Shenzhen Branch EMC Laboratory

No.1 Workshop, M-10, Middle Section, Science & Technology Park, Shenzhen, China 518057 t (86-755) 26012053 f (86-755) 26710594 www.sgsgroup.com.cn
中国·深圳·科技园中区M-10栋一号厂房 邮编: 518057 t (86-755) 26012053 f (86-755) 26710594 sgs.china@sgs.com

5 Equipment List

RF Conducted Test					
Equipment	Manufacturer	Model No	Inventory No	Cal Date	Cal Due Date
Shielding Room	SAEMC	MSR733	SEM001-09	2019-06-13	2022-06-12
DC Power Supply	Zhao Xin	KXN-6020D	SEM011-08	2019-09-24	2020-09-23
Spectrum Analyzer	Rohde & Schwarz	FSP	SEM004-06	2019-09-24	2020-09-23
Measurement Software	JS Tonscend	JS1120-2 BT/WIFI V2.	N/A	N/A	N/A
Coaxial Cable	SGS	N/A	SEM031-02	2019-07-11	2020-07-10
Attenuator	Weinschel Associates	WA41	SEM021-09	N/A	N/A
Signal Generator	KEYSIGHT	N5173B	SEM006-05	2019-09-24	2020-09-23
Power Meter	Rohde & Schwarz	NRVS	SEM014-02	2019-09-24	2020-09-23
Electric and Magnetic Field Analyzer	Narda	NBM-550/EHP-50F	EMC2143	2018-02-07	2020-02-06
Electric Field Probe (100KHz-3GHz)	WANDEL & GOLTERMANN	EMR-20	EMC0907	2019-05-21	2020-05-20
EMF Tester	Narda	ELT-400	SZE039-4	2019-07-08	2020-07-07
Power Sensor	KEYSIGHT	U2021XA	SEM009-13	2019-04-12	2020-04-11

RE in Chamber					
Test Equipment	Manufacturer	Model No.	Inventory No.	Cal. Date	Cal. Due date
3m Semi-Anechoic Chamber	ETS-LINDGREN	N/A	SEM001-01	2017-08-05	2020-08-04
MXE EMI Receiver (20Hz-8.4GHz)	Agilent Technologies	N9038A	SEM004-05	2019-09-24	2020-09-23
BiConiLog Antenna (26-3000MHz)	ETS-LINDGREN	3142C	SEM003-01	2017-06-27	2020-06-26
Pre-amplifier (0.1-1300MHz)	Agilent Technologies	8447D	SEM005-01	2019-04-01	2020-03-31
Measurement Software	AUDIX	e3 V8.2014-6-27	N/A	N/A	N/A
Coaxial Cable	SGS	N/A	SEM025-01	2019-07-11	2020-07-10

Radiated Emissions which fall in the restricted bands/ Radiated Spurious Emissions					
Equipment	Manufacturer	Model No	Inventory No	Cal Date	Cal Due Date
3m Semi-Anechoic Chamber	AUDIX	N/A	SEM001-02	2018-03-13	2021-03-12
Measurement Software	AUDIX	e3 V8.2014-6-27	N/A	N/A	N/A
Coaxial Cable	SGS	N/A	SEM026-01	2019-07-11	2020-07-10
EXA Spectrum Analyzer	Agilent Technologies Inc	N9010A	SEM004-12	2019-04-12	2020-04-11
Horn Antenna (1-18GHz)	Rohde & Schwarz	HF907	SEM003-07	2018-04-13	2021-04-12
Horn Antenna (15GHz-40GHz)	Schwarzbeck	BBHA 9170	SEM003-15	2017-10-17	2020-10-16
Pre-Amplifier (0.1-26.5GHz)	Compliance Directions Systems Inc.	PAP-0126	SEM004-11	2019-09-24	2020-09-23
Pre-amplifier(18-26GHz)	Rohde & Schwarz	CH14-H052	SEM005-17	2019-04-01	2020-03-31
Pre-amplifier (26GHz-40GHz)	Compliance Directions Systems Inc.	PAP-2640-50	SEM005-08	2019-04-01	2020-03-31
DC Power Supply	Zhao Xin	KXN-6020D	SEM011-08	2019-09-24	2020-09-23
Active Loop Antenna	ETS-Lindgren	6502	SEM003-08	2017-08-22	2020-08-21

General used equipment					
Equipment	Manufacturer	Model No	Inventory No	Cal Date	Cal Due Date
Humidity/ Temperature Indicator	Shanghai Meteorological Industry Factory	ZJ1-2B	SEM002-03	2019-09-26	2020-09-25
Humidity/ Temperature Indicator	Shanghai Meteorological Industry Factory	ZJ1-2B	SEM002-04	2019-09-26	2020-09-25
Humidity/ Temperature Indicator	Mingle	N/A	SEM002-08	2019-09-26	2020-09-25
Barometer	Changchun Meteorological Industry Factory	DYM3	SEM002-01	2019-04-04	2020-04-03



6 Radio Spectrum Technical Requirement

6.1 Antenna Requirement

6.1.1 Test Requirement:

47 CFR Part 15, Subpart C 15.203 & 15.247(b)(4)

6.1.2 Conclusion

Standard Requirement:

An intentional radiator shall be designed to ensure that no antenna other than that furnished by the responsible party shall be used with the device. The use of a permanently attached antenna or of an antenna that uses a unique coupling to the intentional radiator, the manufacturer may design the unit so that a broken antenna can be replaced by the user, but the use of a standard antenna jack or electrical connector is prohibited.

15.247(b) (4) requirement:

The conducted output power limit specified in paragraph (b) of this section is based on the use of antennas with directional gains that do not exceed 6 dBi. Except as shown in paragraph (c) of this section, if transmitting antennas of directional gain greater than 6 dBi are used, the conducted output power from the intentional radiator shall be reduced below the stated values in paragraphs (b)(1), (b)(2), and (b)(3) of this section, as appropriate, by the amount in dB that the directional gain of the antenna exceeds 6 dBi.

EUT Antenna:

The antenna is integrated on the main PCB and no consideration of replacement. The best case gain of the antenna is 2dBi.

Antenna location: Refer to Internal photos and external photos.



Unless otherwise agreed in writing, this document is issued by the Company subject to its General Conditions of Service printed overleaf, available on request or accessible at <http://www.sgs.com/en/Terms-and-Conditions.aspx> and, for electronic format documents, subject to Terms and Conditions for Electronic Documents at <http://www.sgs.com/en/Terms-and-Conditions/Terms-e-Documents.aspx>. Attention is drawn to the limitation of liability, indemnification and jurisdiction issues defined therein. Any holder of this document is advised that information contained hereon reflects the Company's findings at the time of its intervention only and within the limits of Client's instructions, if any. The Company's sole responsibility is to its Client and this document does not exonerate parties to a transaction from exercising all their rights and obligations under the transaction documents. This document cannot be reproduced except in full, without prior written approval of the Company. Any unauthorized alteration, forgery or falsification of the content or appearance of this document is unlawful and offenders may be prosecuted to the fullest extent of the law. Unless otherwise stated the results shown in this test report refer only to the sample(s) tested and such sample(s) are retained for 30 days only.
Attention: To check the authenticity of testing / inspection report and certificate, please contact us at telephone: (86-755) 8307 1443, or email: CN.Doccheck@sgs.com

SGS-CSTC Standards Technical Services Co., Ltd.
Shenzhen Branch Laboratory

No.1 Workshop, M-10, Middle Section, Science & Technology Park, Shenzhen, China 518057 t (86-755) 26012053 f (86-755) 26710594 www.sgsgroup.com.cn
中国·深圳·科技园中区M-10栋一号厂房 邮编: 518057 t (86-755) 26012053 f (86-755) 26710594 sgs.china@sgs.com

7 Radio Spectrum Matter Test Results

7.1 Minimum 6dB Bandwidth

Test Requirement: 47 CFR Part 15, Subpart C 15.247a(2)
 Test Method: ANSI C63.10 (2013) Section 11.8.1
 Limit: ≥ 500 kHz

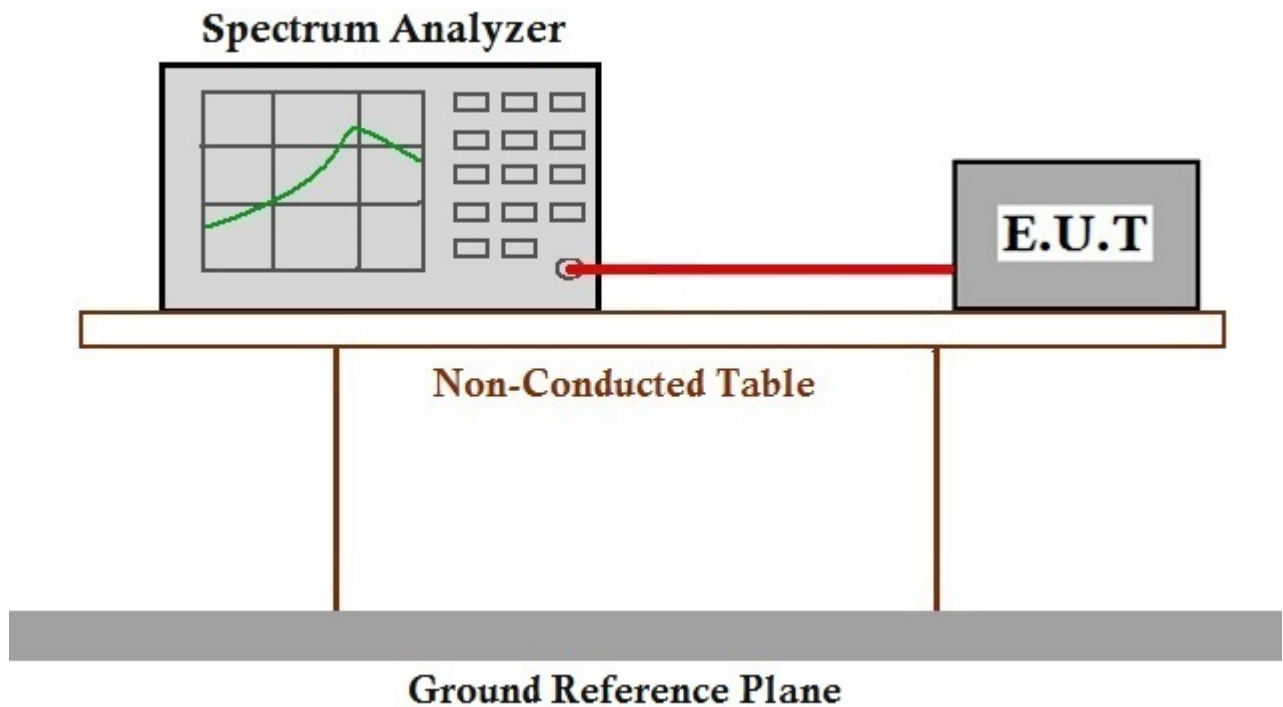
7.1.1 E.U.T. Operation

Operating Environment:

Temperature: 25.4 °C Humidity: 49.7 % RH Atmospheric Pressure: 1005 mbar

Test mode: n: TX mode_Keep the EUT in continuously transmitting mode with all modulation types. All data rates for each modulation type have been tested and found the data rate @ 1Mbps is the worst case of IEEE 802.11b; data rate @ 6Mbps is the worst case of IEEE 802.11g; data rate @ 6.5Mbps is the worst case of IEEE 802.11n(HT20); data rate @ 13.5Mbps is the worst case of IEEE 802.11n(HT40). Only the data of worst case is recorded in the report.

7.1.2 Test Setup Diagram



7.1.3 Measurement Procedure and Data

The detailed test data see: Appendix 15.247



7.2 Conducted Peak Output Power

Test Requirement 47 CFR Part 15, Subpart C 15.247(b)(3)
Test Method: ANSI C63.10 (2013) Section 11.9.1
Limit:

Frequency range(MHz)	Output power of the intentional radiator(watt)
902-928	1 for ≥ 50 hopping channels
	0.25 for $25 \leq$ hopping channels < 50
	1 for digital modulation
2400-2483.5	1 for ≥ 75 non-overlapping hopping channels
	0.125 for all other frequency hopping systems
	1 for digital modulation
5725-5850	1 for frequency hopping systems and digital modulation

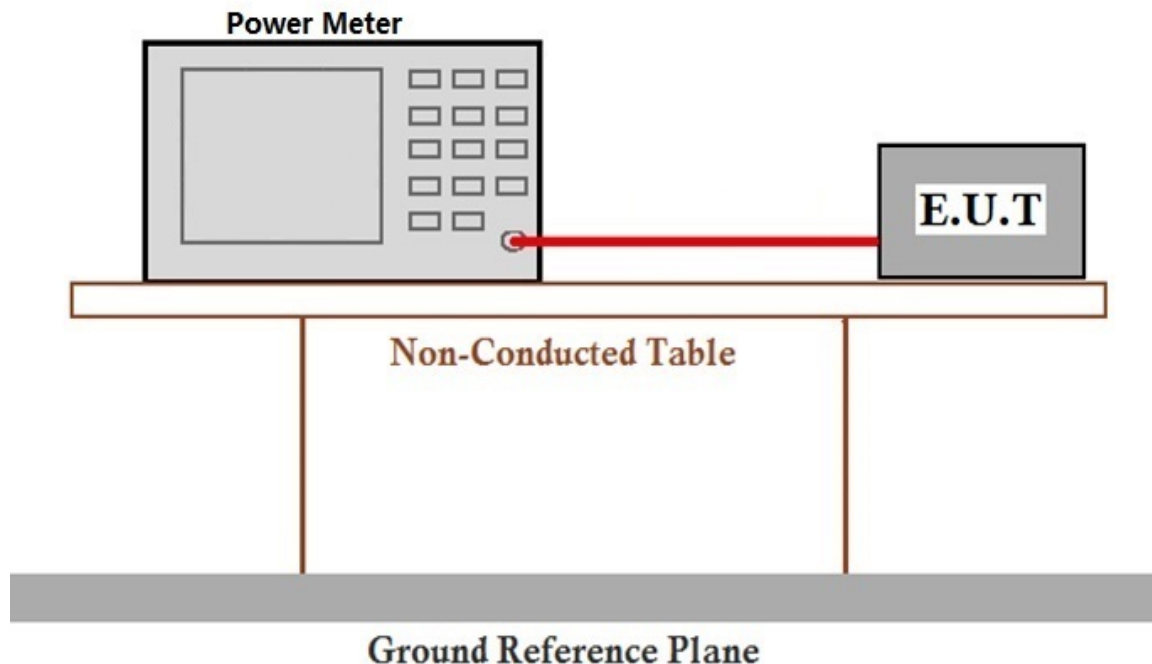
7.2.1 E.U.T. Operation

Operating Environment:

Temperature: 26.9 °C Humidity: 35.7 % RH Atmospheric Pressure: 1005 mbar

Test mode: n: TX mode_Keep the EUT in continuously transmitting mode with all modulation types. All data rates for each modulation type have been tested and found the data rate @ 1Mbps is the worst case of IEEE 802.11b; data rate @ 6Mbps is the worst case of IEEE 802.11g; data rate @ 6.5Mbps is the worst case of IEEE 802.11n(HT20); data rate @ 13.5Mbps is the worst case of IEEE 802.11n(HT40). Only the data of worst case is recorded in the report.

7.2.2 Test Setup Diagram





7.2.3 Measurement Procedure and Data

The detailed test data see: Appendix 15.247



7.3 Power Spectrum Density

Test Requirement 47 CFR Part 15, Subpart C 15.247(e)
 Test Method: ANSI C63.10 (2013) Section 11.10.2
 Limit: $\leq 8\text{dBm}$ in any 3 kHz band during any time interval of continuous transmission

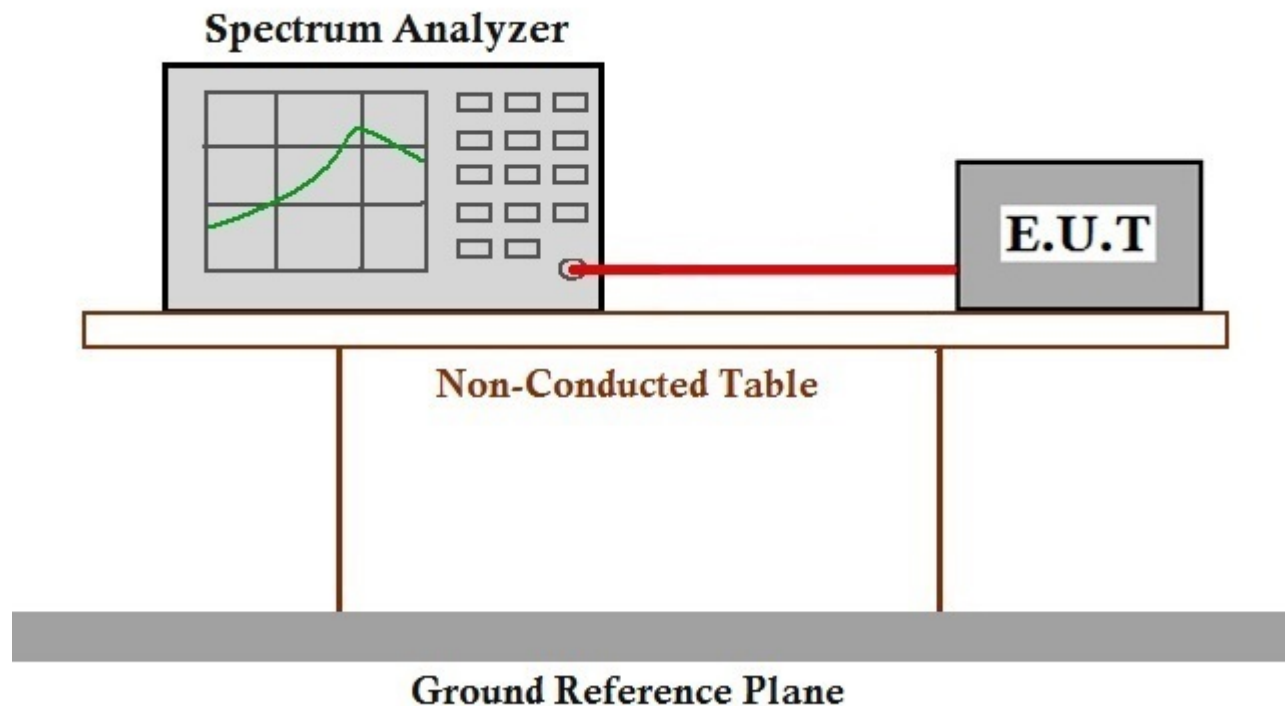
7.3.1 E.U.T. Operation

Operating Environment:

Temperature: 25.4 °C Humidity: 49.7 % RH Atmospheric Pressure: 1005 mbar

Test mode: n: TX mode_Keep the EUT in continuously transmitting mode with all modulation types. All data rates for each modulation type have been tested and found the data rate @ 1Mbps is the worst case of IEEE 802.11b; data rate @ 6Mbps is the worst case of IEEE 802.11g; data rate @ 6.5Mbps is the worst case of IEEE 802.11n(HT20); data rate @ 13.5Mbps is the worst case of IEEE 802.11n(HT40). Only the data of worst case is recorded in the report.

7.3.2 Test Setup Diagram



7.3.3 Measurement Procedure and Data

The detailed test data see: Appendix 15.247

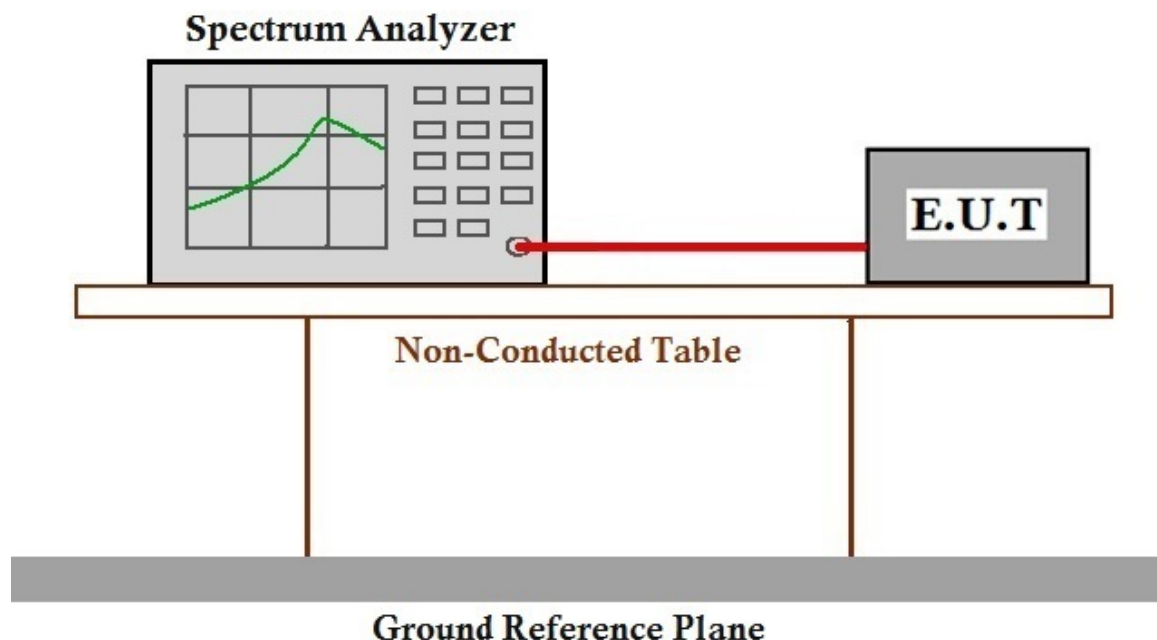
7.4 Conducted Band Edges Measurement

Test Requirement	47 CFR Part 15, Subpart C 15.247(d)
Test Method:	ANSI C63.10 (2013) Section 11.13.3.2
Limit:	In any 100 kHz bandwidth outside the frequency band in which the spread spectrum or digitally modulated intentional radiator is operating, the radio frequency power that is produced by the intentional radiator shall be at least 20 dB below that in the 100 kHz bandwidth within the band that contains the highest level of the desired power, based on either an RF conducted or a radiated measurement, provided the transmitter demonstrates compliance with the peak conducted power limits. If the transmitter complies with the conducted power limits based on the use of RMS averaging over a time interval, as permitted under paragraph (b)(3) of this section, the attenuation required under this paragraph shall be 30 dB instead of 20 dB. Attenuation below the general limits specified in §15.209(a) is not required. In addition, radiated emissions which fall in the restricted bands, as defined in §15.205(a), must also comply with the radiated emission limits specified in §15.209(a) (see §15.205(c))

7.4.1 E.U.T. Operation

Operating Environment:					
Temperature:	25.4 °C	Humidity:	49.8 % RH	Atmospheric Pressure:	1005 mbar
Test mode:	n: TX mode_Keep the EUT in continuously transmitting mode with all modulation types. All data rates for each modulation type have been tested and found the data rate @ 1Mbps is the worst case of IEEE 802.11b; data rate @ 6Mbps is the worst case of IEEE 802.11g; data rate @ 6.5Mbps is the worst case of IEEE 802.11n(HT20); data rate @ 13.5Mbps is the worst case of IEEE 802.11n(HT40). Only the data of worst case is recorded in the report.				

7.4.2 Test Setup Diagram





7.4.3 Measurement Procedure and Data

The detailed test data see: Appendix 15.247



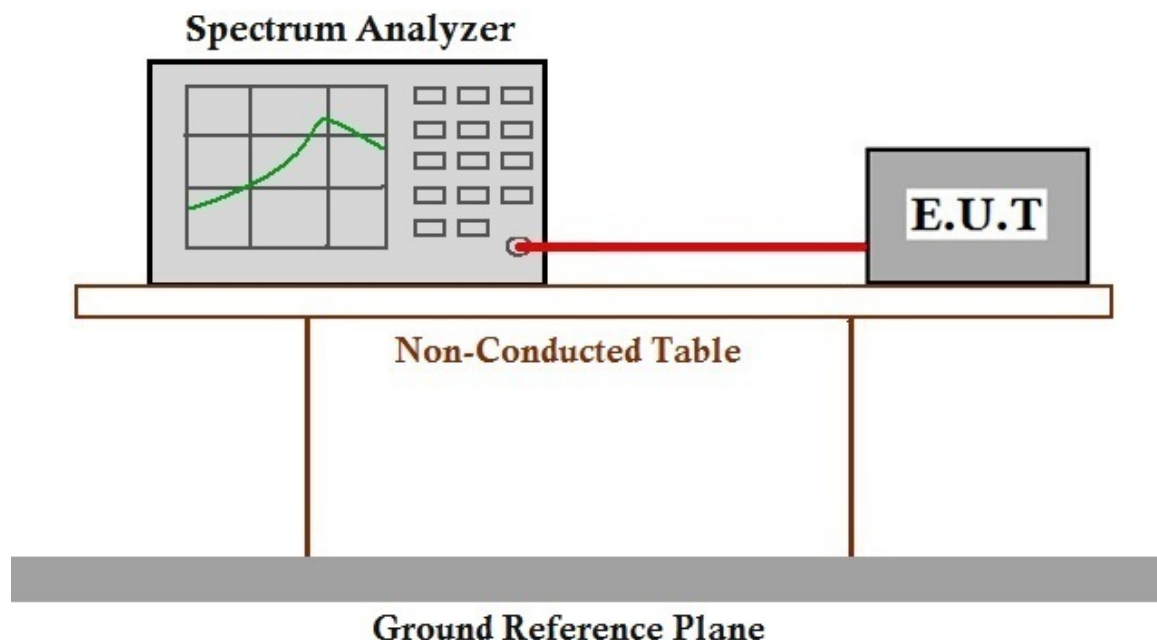
7.5 Conducted Spurious Emissions

Test Requirement	47 CFR Part 15, Subpart C 15.247(d)
Test Method:	ANSI C63.10 (2013) Section 11.11
Limit:	In any 100 kHz bandwidth outside the frequency band in which the spread spectrum or digitally modulated intentional radiator is operating, the radio frequency power that is produced by the intentional radiator shall be at least 20 dB below that in the 100 kHz bandwidth within the band that contains the highest level of the desired power, based on either an RF conducted or a radiated measurement, provided the transmitter demonstrates compliance with the peak conducted power limits. If the transmitter complies with the conducted power limits based on the use of RMS averaging over a time interval, as permitted under paragraph (b)(3) of this section, the attenuation required under this paragraph shall be 30 dB instead of 20 dB. Attenuation below the general limits specified in §15.209(a) is not required. In addition, radiated emissions which fall in the restricted bands, as defined in §15.205(a), must also comply with the radiated emission limits specified in §15.209(a) (see §15.205(c))

7.5.1 E.U.T. Operation

Operating Environment:					
Temperature:	25.4 °C	Humidity:	49.7 % RH	Atmospheric Pressure:	1005 mbar
Test mode:	n: TX mode_Keep the EUT in continuously transmitting mode with all modulation types. All data rates for each modulation type have been tested and found the data rate @ 1Mbps is the worst case of IEEE 802.11b; data rate @ 6Mbps is the worst case of IEEE 802.11g; data rate @ 6.5Mbps is the worst case of IEEE 802.11n(HT20); data rate @ 13.5Mbps is the worst case of IEEE 802.11n(HT40). Only the data of worst case is recorded in the report.				

7.5.2 Test Setup Diagram





7.5.3 Measurement Procedure and Data

The detailed test data see: Appendix 15.247



7.6 Radiated Emissions which fall in the restricted bands

Test Requirement 47 CFR Part 15, Subpart C 15.209 & 15.247(d)

Test Method: ANSI C63.10 (2013) Section 6.10.5

Measurement Distance: 3m

Limit:

Frequency(MHz)	Field strength(microvolts/meter)	Measurement distance(meters)
0.009-0.490	2400/F(kHz)	300
0.490-1.705	24000/F(kHz)	30
1.705-30.0	30	30
30-88	100	3
88-216	150	3
216-960	200	3
Above 960	500	3

Remark: The emission limits shown in the above table are based on measurements employing a CISPR quasi-peak detector except for the frequency bands 9-90kHz, 110-490kHz and above 1000 MHz. Radiated emission limits in these three bands are based on measurements employing an average detector, the peak field strength of any emission shall not exceed the maximum permitted average limits specified above by more than 20 dB under any condition of modulation.

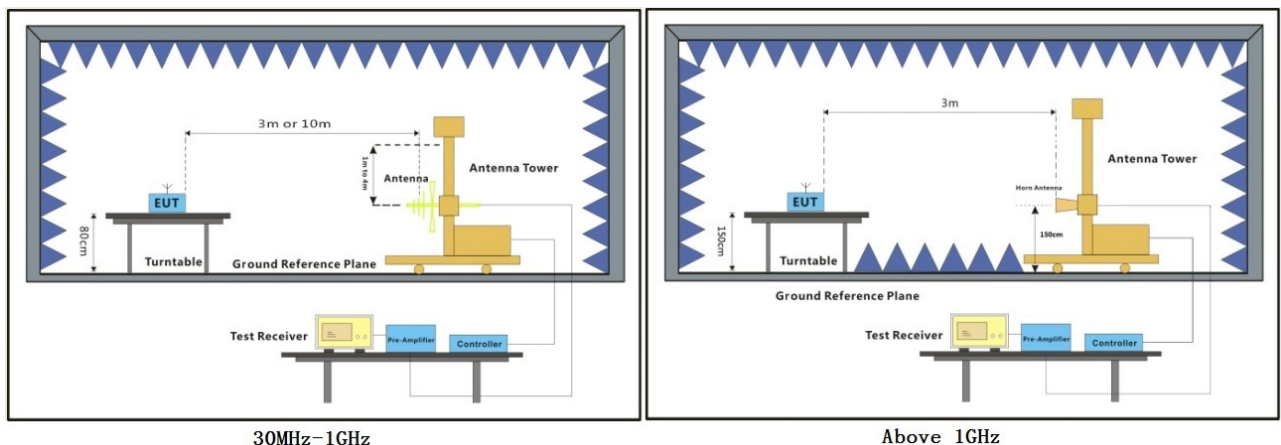
7.6.1 E.U.T. Operation

Operating Environment:

Temperature: 24.4 °C Humidity: 48.3 % RH Atmospheric Pressure: 1005 mbar

Test mode: n: TX mode_Keep the EUT in continuously transmitting mode with all modulation types. All data rates for each modulation type have been tested and found the data rate @ 1Mbps is the worst case of IEEE 802.11b; data rate @ 6Mbps is the worst case of IEEE 802.11g; data rate @ 6.5Mbps is the worst case of IEEE 802.11n(HT20); data rate @ 13.5Mbps is the worst case of IEEE 802.11n(HT40). Only the data of worst case is recorded in the report.

7.6.2 Test Setup Diagram





7.6.3 Measurement Procedure and Data

- a. For below 1GHz, the EUT was placed on the top of a rotating table 0.8 meters above the ground at a 3 or 10 meter semi-anechoic chamber. The table was rotated 360 degrees to determine the position of the highest radiation.
- b. For above 1GHz, the EUT was placed on the top of a rotating table 1.5 meters above the ground at a 3 meter fully-anechoic chamber. The table was rotated 360 degrees to determine the position of the highest radiation.
- c. The EUT was set 3 or 10 meters away from the interference-receiving antenna, which was mounted on the top of a variable-height antenna tower.
- d. The antenna height is varied from one meter to four meters above the ground to determine the maximum value of the field strength. Both horizontal and vertical polarizations of the antenna are set to make the measurement.
- e. For each suspected emission, the EUT was arranged to its worst case and then the antenna was tuned to heights from 1 meter to 4 meters (for the test frequency of below 30MHz, the antenna was tuned to heights 1 meter) and the rotatable table was turned from 0 degrees to 360 degrees to find the maximum reading.
- f. The test-receiver system was set to Peak Detect Function and Specified Bandwidth with Maximum Hold Mode.
- g. If the emission level of the EUT in peak mode was 10dB lower than the limit specified, then testing could be stopped and the peak values of the EUT would be reported. Otherwise the emissions that did not have 10dB margin would be re-tested one by one using peak, quasi-peak or average method as specified and then reported in a data sheet.
- h. Test the EUT in the lowest channel, the middle channel, the Highest channel.
- i. The radiation measurements are performed in X, Y, Z axis positioning for Transmitting mode, and found the X axis positioning which it is the worst case.
- j. Repeat above procedures until all frequencies measured was complete.

Remark 1: Level= Read Level+ Cable Loss+ Antenna Factor- Preamp Factor

Remark 2: For frequencies above 1GHz, the field strength limits are based on average limits. However, the peak field strength of any emission shall not exceed the maximum permitted average limits specified above by more than 20 dB under any condition of modulation. For the emissions whose peak level is lower than the average limit, only the peak measurement is shown in the report.

Remark 3: Pretest the EUT at antenna 1 and antenna 2, found the antenna 1 which is worst case for 802.11b/g mode; Pretest the EUT at antenna 1, antenna 2 and MIMO mode, found the MIMO mode which is worst case for 802.11n HT20 and 802.11n HT40 mode; So, Only the worst test data is recorded in the report.

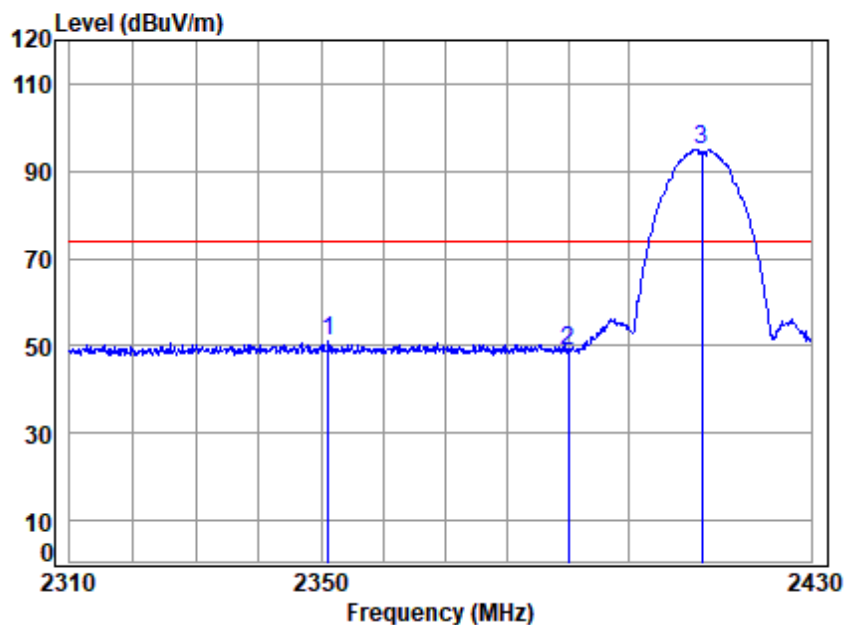


Unless otherwise agreed in writing, this document is issued by the Company subject to its General Conditions of Service printed overleaf, available on request or accessible at <http://www.sgs.com/en/Terms-and-Conditions.aspx> and, for electronic format documents, subject to Terms and Conditions for Electronic Documents at <http://www.sgs.com/en/Terms-and-Conditions/Terms-e-Documents.aspx>. Attention is drawn to the limitation of liability, indemnification and jurisdiction issues defined therein. Any holder of this document is advised that information contained hereon reflects the Company's findings at the time of its intervention only and within the limits of Client's instructions, if any. The Company's sole responsibility is to its Client and this document does not exonerate parties to a transaction from exercising all their rights and obligations under the transaction documents. This document cannot be reproduced except in full, without prior written approval of the Company. Any unauthorized alteration, forgery or falsification of the content or appearance of this document is unlawful and offenders may be prosecuted to the fullest extent of the law. Unless otherwise stated the results shown in this test report refer only to the sample(s) tested and such sample(s) are retained for 30 days only.
Attention: To check the authenticity of testing / inspection report & certificate, please contact us at telephone: (86-755) 8307 1443, or email: CN.Doccheck@sgs.com

SGS-CSTC Standards Technical Services Co., Ltd.
Shenzhen Branch, CSTC Laboratory

No.1 Workshop, M-10, Middle Section, Science & Technology Park, Shenzhen, China 518057 t (86-755) 26012053 f (86-755) 26710594 www.sgsgroup.com.cn
中国·深圳·科技园中区M-10栋一号厂房 邮编: 518057 t (86-755) 26012053 f (86-755) 26710594 sgs.china@sgs.com

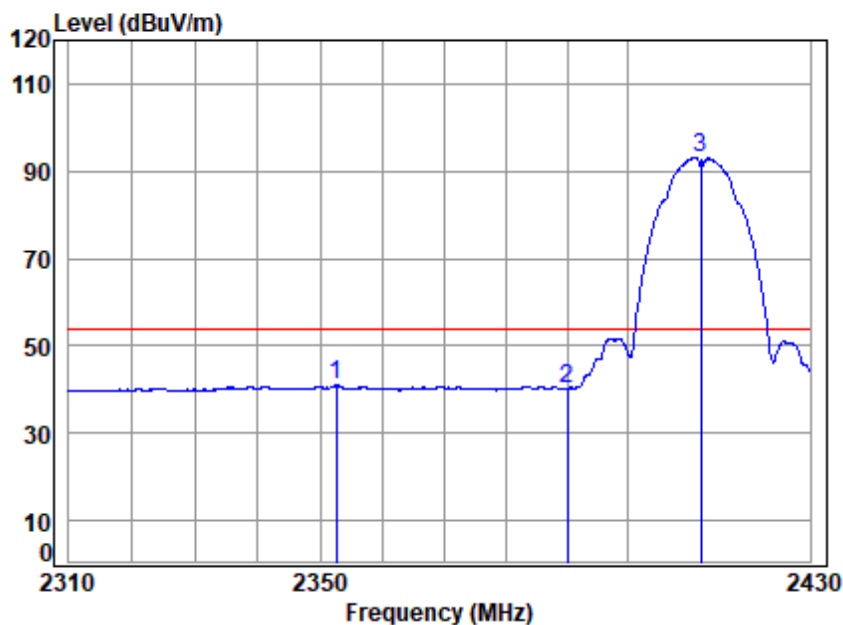
Mode:n; Polarization:Horizontal; Modulation:802.11b; bandwidth:20MHz; Channel:Low



Site : chamber
Condition: 3m HORIZONTAL
Job No : 18098CR\18099CR
Mode : 2412 Band edge
Note : 2.4G WIFI 11B

		Cable	Ant	Preamp	Read		Limit	Over	
	Freq	Loss	Factor	Factor	Level	Level	Line	Limit	Remark
	MHz	dB	dB/m	dB	dBuV	dBuV/m	dBuV/m	dB	
1	2351.191	5.42	28.45	41.16	58.23	50.94	74.00	-23.06	peak
2	2390.000	5.47	28.52	41.17	55.89	48.71	74.00	-25.29	peak
3 *	2412.000	5.50	28.56	41.18	102.03	94.91	74.00	20.91	peak

Mode:n; Polarization:Horizontal; Modulation:802.11b; bandwidth:20MHz; Channel:Low

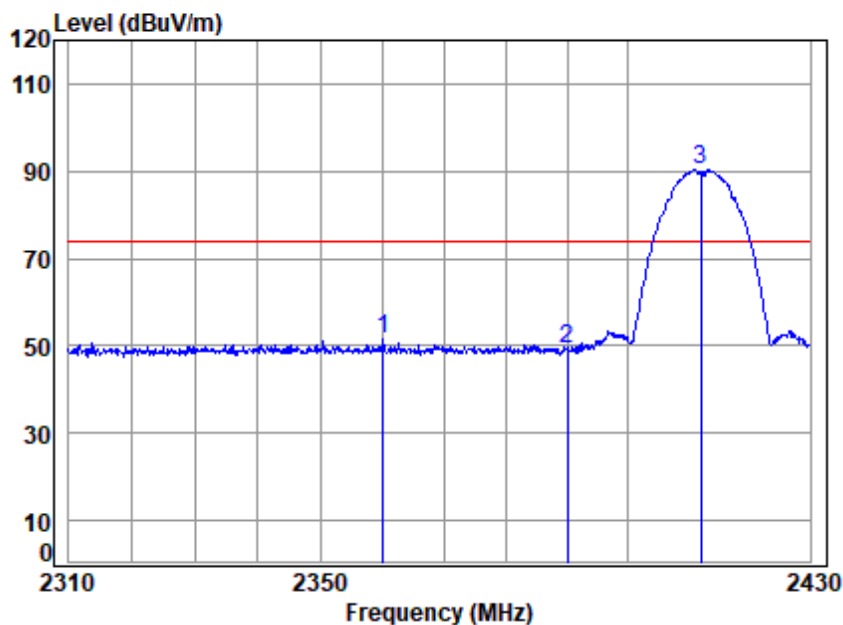


Site : chamber
Condition: 3m HORIZONTAL
Job No : 18098CR\18099CR
Mode : 2412 Band edge
Note : 2.4G WIFI 11B

		Cable	Ant	Preamp	Read		Limit	Over	
	Freq	Loss	Factor	Factor	Level	Level	Line	Limit	Remark
	MHz	dB	dB/m	dB	dBuV	dBuV/m	dBuV/m	dB	
1	2352.621	5.42	28.45	41.16	48.26	40.97	54.00	-13.03	Average
2	2390.000	5.47	28.52	41.17	47.34	40.16	54.00	-13.84	Average
3 *	2412.000	5.50	28.56	41.18	100.19	93.07	54.00	39.07	Average



Mode:n; Polarization:Vertical; Modulation:802.11b; bandwidth:20MHz; Channel:Low

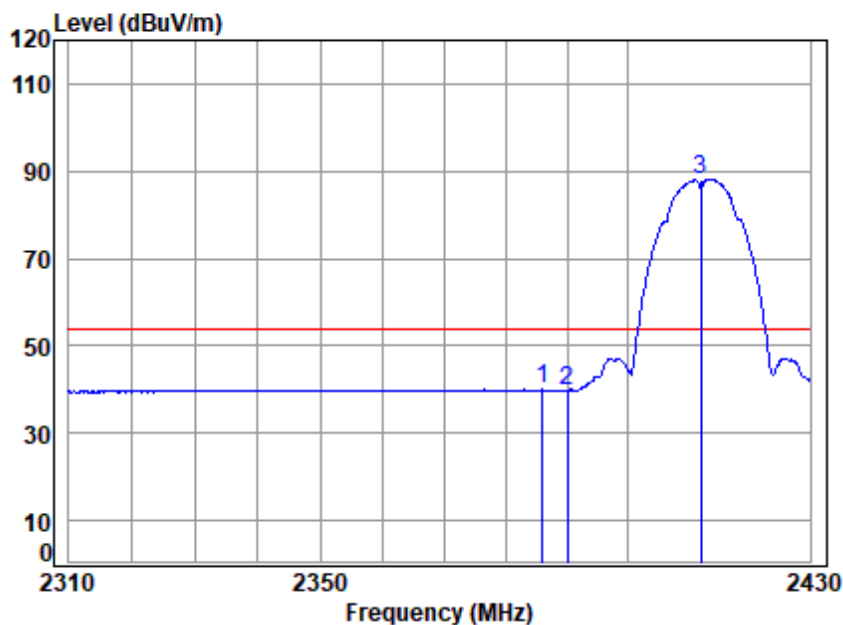


Site : chamber
Condition: 3m VERTICAL
Job No : 18098CR\18099CR
Mode : 2412 Band edge
Note : 2.4G WIFI 11B

		Cable	Ant	Preamp	Read		Limit	Over	
	Freq	Loss	Factor	Factor	Level	Level	Line	Limit	Remark
	MHz	dB	dB/m	dB	dBuV	dBuV/m	dBuV/m	dB	
1	2360.139	5.43	28.47	41.16	58.63	51.37	74.00	-22.63	Peak
2	2390.000	5.47	28.52	41.17	56.41	49.23	74.00	-24.77	Peak
3 *	2412.000	5.50	28.56	41.18	97.37	90.25	74.00	16.25	Peak



Mode:n; Polarization:Vertical; Modulation:802.11b; bandwidth:20MHz; Channel:Low

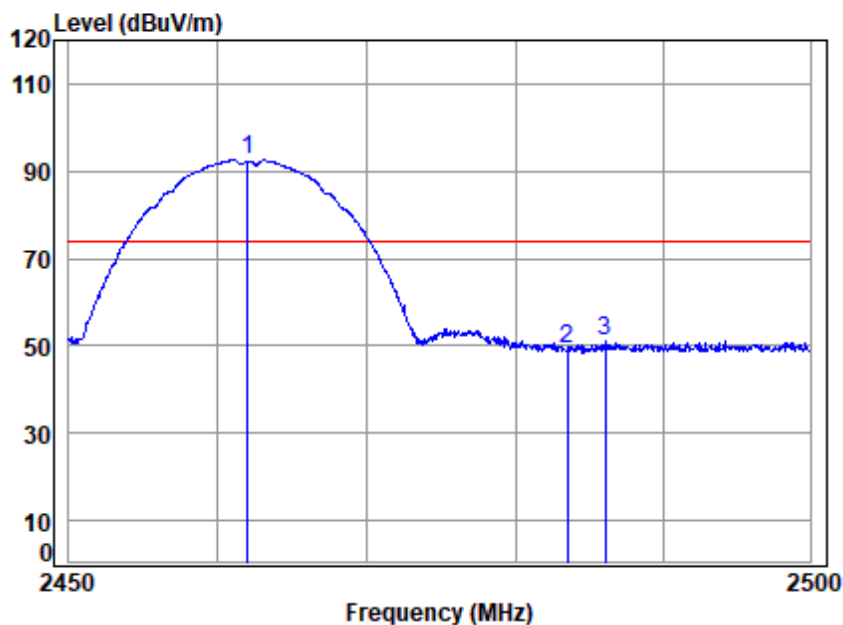


Site : chamber
Condition: 3m VERTICAL
Job No : 18098CR\18099CR
Mode : 2412 Band edge
Note : 2.4G WIFI 11B

		Cable	Ant	Preamp	Read		Limit	Over	
	Freq	Loss	Factor	Factor	Level	Level	Line	Limit	Remark
	MHz	dB	dB/m	dB	dBuV	dBuV/m	dBuV/m	dB	
1	2385.978	5.47	28.51	41.17	47.17	39.98	54.00	-14.02	Average
2	2390.000	5.47	28.52	41.17	47.03	39.85	54.00	-14.15	Average
3 *	2412.000	5.50	28.56	41.18	95.40	88.28	54.00	34.28	Average



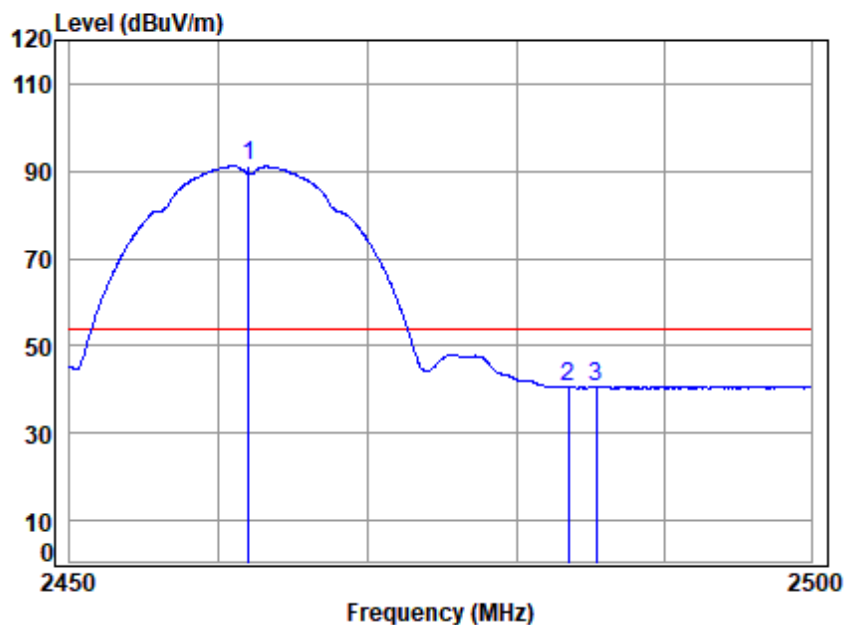
Mode:n; Polarization:Horizontal; Modulation:802.11b; bandwidth:20MHz; Channel:High



Site : chamber
Condition: 3m HORIZONTAL
Job No : 18098CR\18099CR
Mode : 2462 Band edge
Note : 2.4G WIFI 11B

		Cable	Ant	Preamp	Read	Limit	Over	
	Freq	Loss	Factor	Factor	Level	Level	Line	Limit Remark
	MHz	dB	dB/m	dB	dBuV	dBuV/m	dBuV/m	dB
1 *	2462.000	5.57	28.64	41.20	99.51	92.52	74.00	18.52 peak
2	2483.500	5.60	28.67	41.21	56.14	49.20	74.00	-24.80 peak
3	2486.099	5.60	28.68	41.21	58.10	51.17	74.00	-22.83 peak

Mode:n; Polarization:Horizontal; Modulation:802.11b; bandwidth:20MHz; Channel:High

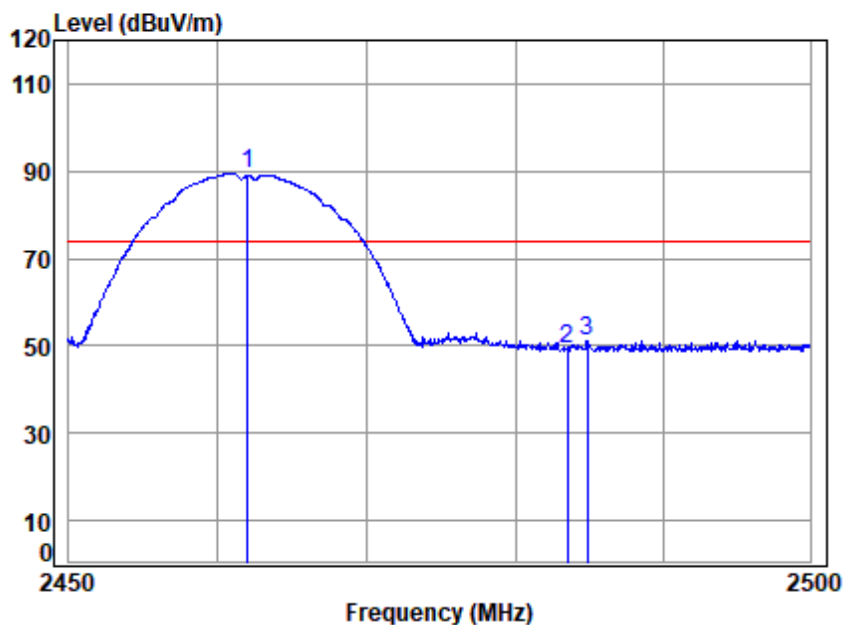


Site : chamber
Condition: 3m HORIZONTAL
Job No : 18098CR\18099CR
Mode : 2462 Band edge
Note : 2.4G WIFI 11B

		Cable	Ant	Preamp	Read	Limit	Over	
Freq	Loss	Factor	Factor	Level	Level	Line	Limit	Remark
MHz	dB		dB/m	dB	dBuV	dBuV/m	dBuV/m	dB
1 * 2462.000	5.57		28.64	41.20	98.13	91.14	54.00	37.14 Average
2 2483.500	5.60		28.67	41.21	47.47	40.53	54.00	-13.47 Average
3 2485.396	5.60		28.68	41.21	47.57	40.64	54.00	-13.36 Average



Mode:n; Polarization:Vertical; Modulation:802.11b; bandwidth:20MHz; Channel:High

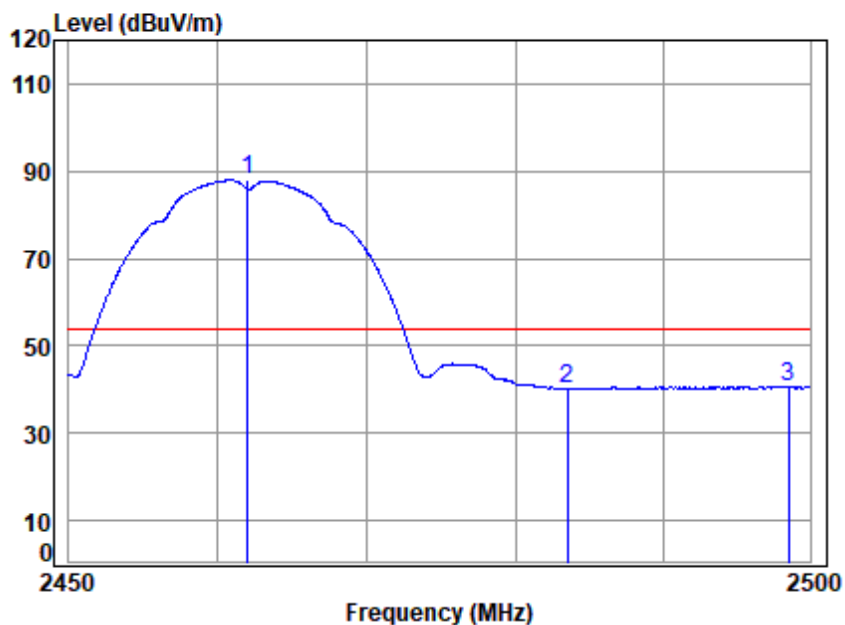


Site : chamber
Condition: 3m VERTICAL
Job No : 18098CR\18099CR
Mode : 2462 Band edge
Note : 2.4G WIFI 11B

		Cable	Ant	Preamp	Read		Limit	Over	
	Freq	Loss	Factor	Factor	Level	Level	Line	Limit	Remark
	MHz	dB	dB/m	dB	dBuV	dBuV/m	dBuV/m	dB	
1 *	2462.000	5.57	28.64	41.20	96.39	89.40	74.00	15.40	Peak
2	2483.500	5.60	28.67	41.21	56.00	49.06	74.00	-24.94	Peak
3	2484.844	5.60	28.68	41.21	58.23	51.30	74.00	-22.70	Peak



Mode:n; Polarization:Vertical; Modulation:802.11b; bandwidth:20MHz; Channel:High

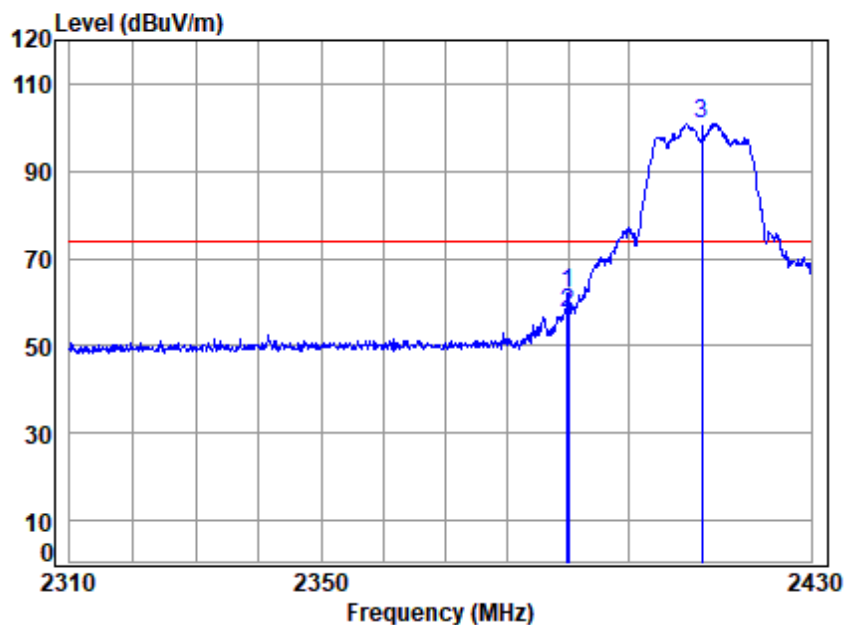


Site : chamber
Condition: 3m VERTICAL
Job No : 18098CR\18099CR
Mode : 2462 Band edge
Note : 2.4G WIFI 11B

		Cable	Ant	Preamp	Read	Limit	Over	
Freq	Loss	Factor	Factor	Level	Level	Line	Limit	Remark
MHz	dB	dB/m	dB	dBuV	dBuV/m	dBuV/m	dB	
1 * 2462.000	5.57	28.64	41.20	94.91	87.92	54.00	33.92	Average
2 2483.500	5.60	28.67	41.21	47.23	40.29	54.00	-13.71	Average
3 2498.536	5.62	28.70	41.22	47.41	40.51	54.00	-13.49	Average



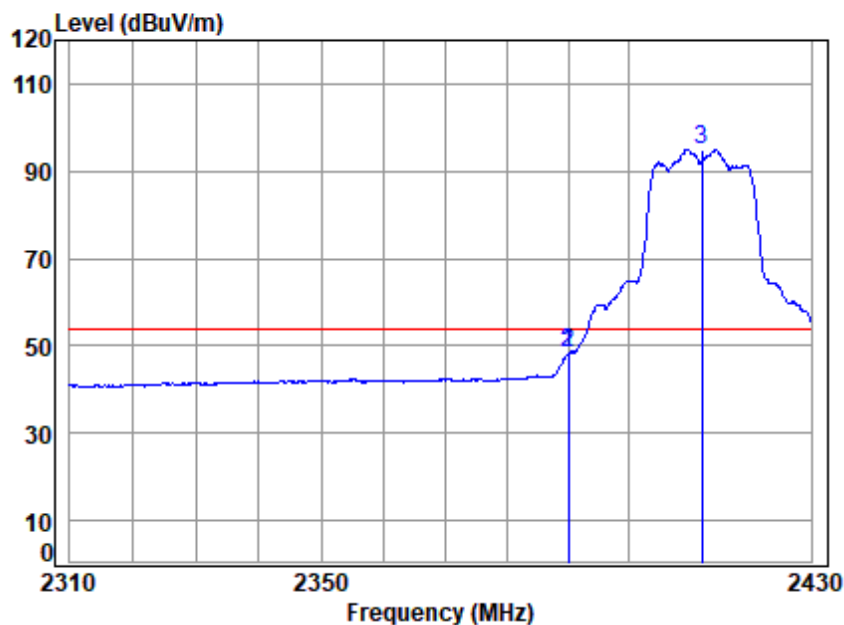
Mode:n; Polarization:Horizontal; Modulation:802.11g; bandwidth:20MHz; Channel:Low



Site : chamber
Condition: 3m HORIZONTAL
Job No : 18098CR\18099CR
Mode : 2412 Band edge
Note : 2.4G WIFI 11G

		Cable	Ant	Preamp	Read		Limit	Over	
	Freq	Loss	Factor	Factor	Level	Level	Line	Limit	Remark
	MHz	dB	dB/m	dB	dBuV	dBuV/m	dBuV/m	dB	
1	2389.847	5.47	28.52	41.17	69.38	62.20	74.00	-11.80	peak
2	2390.000	5.47	28.52	41.17	64.64	57.46	74.00	-16.54	peak
3 *	2412.000	5.50	28.56	41.18	107.98	100.86	74.00	26.86	peak

Mode:n; Polarization:Horizontal; Modulation:802.11g; bandwidth:20MHz; Channel:Low



Site : chamber
Condition: 3m HORIZONTAL
Job No : 18098CR\18099CR
Mode : 2412 Band edge
Note : 2.4G WIFI 11G

		Cable	Ant	Preamp	Read	Limit	Over	
	Freq	Loss	Factor	Factor	Level	Line	Limit	Remark
	MHz	dB	dB/m	dB	dBuV	dBuV/m	dBuV/m	dB
1	2389.968	5.47	28.52	41.17	55.49	48.31	54.00	-5.69 Average
2	2390.000	5.47	28.52	41.17	55.49	48.31	54.00	-5.69 Average
3 *	2412.000	5.50	28.56	41.18	101.99	94.87	54.00	40.87 Average

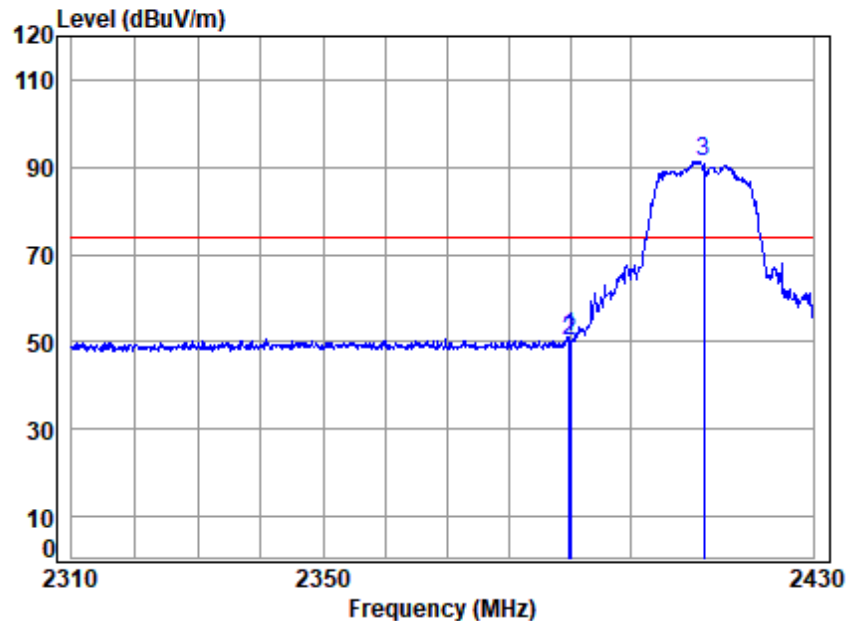


Unless otherwise agreed in writing, this document is issued by the Company subject to its General Conditions of Service printed overleaf, available on request or accessible at <http://www.sgs.com/en/Terms-and-Conditions.aspx> and, for electronic format documents, subject to Terms and Conditions for Electronic Documents at <http://www.sgs.com/en/Terms-and-Conditions/Terms-e-Documents.aspx>. Attention is drawn to the limitation of liability, indemnification and jurisdiction issues defined therein. Any holder of this document is advised that information contained hereon reflects the Company's findings at the time of its intervention only and within the limits of Client's instructions, if any. The Company's sole responsibility is to its Client and this document does not exonerate parties to a transaction from exercising all their rights and obligations under the transaction documents. This document cannot be reproduced except in full, without prior written approval of the Company. Any unauthorized alteration, forgery or falsification of the content or appearance of this document is unlawful and offenders may be prosecuted to the fullest extent of the law. Unless otherwise stated the results shown in this test report refer only to the sample(s) tested and such sample(s) are retained for 30 days only.

SGS-CSTC Standards Technical Services Co., Ltd.
Shenzhen Branch

No.1 Workshop, M-10, Middle Section, Science & Technology Park, Shenzhen, China 518057 t (86-755) 26012053 f (86-755) 26710594 www.sgs.com.cn
中国·深圳·科技园中区M-10栋一号厂房 邮编: 518057 t (86-755) 26012053 f (86-755) 26710594 sgs.china@sgs.com

Mode:n; Polarization:Vertical; Modulation:802.11g; bandwidth:20MHz; Channel:Low

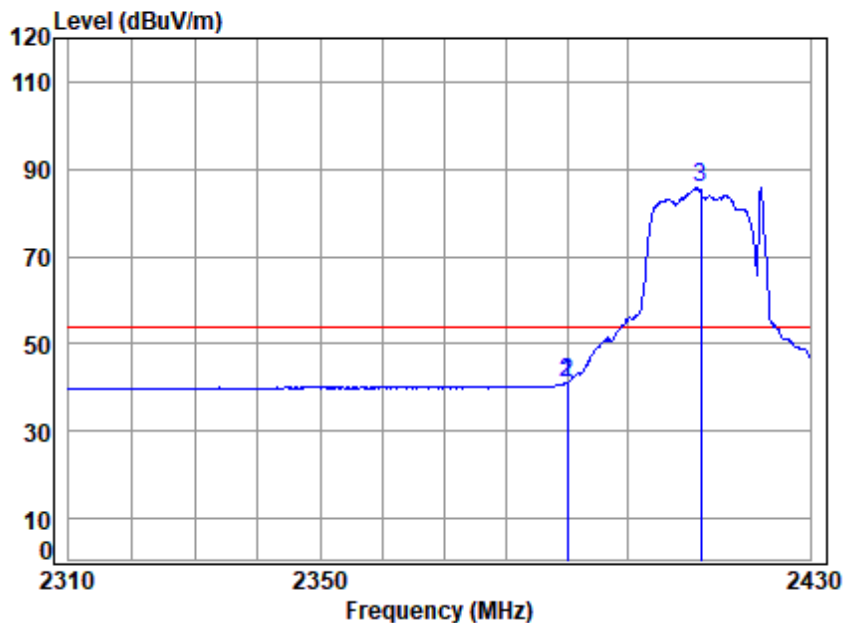


Site : chamber
Condition: 3m VERTICAL
Job No : 18098CR\18099CR
Mode : 2412 Band edge
Note : 2.4G WIFI 11G

		Cable	Ant	Preamp	Read		Limit	Over	
	Freq	Loss	Factor	Factor	Level	Level	Line	Limit	Remark
	MHz	dB	dB/m	dB	dBuV	dBuV/m	dBuV/m	dB	
1	2389.847	5.47	28.52	41.17	58.11	50.93	74.00	-23.07	Peak
2	2390.000	5.47	28.52	41.17	57.24	50.06	74.00	-23.94	Peak
3 *	2412.000	5.50	28.56	41.18	98.47	91.35	74.00	17.35	Peak



Mode:n; Polarization:Vertical; Modulation:802.11g; bandwidth:20MHz; Channel:Low

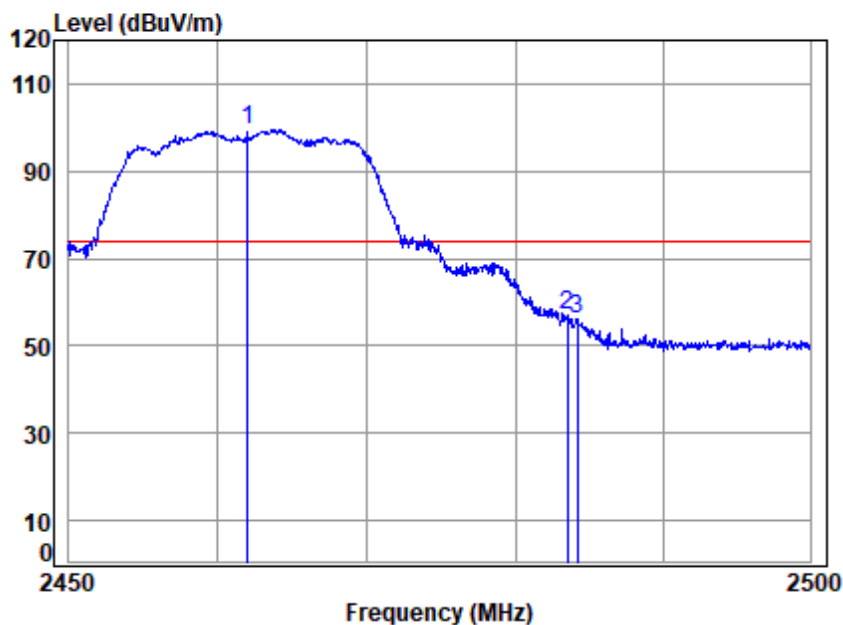


Site : chamber
Condition: 3m VERTICAL
Job No : 18098CR\18099CR
Mode : 2412 Band edge
Note : 2.4G WIFI 11G

		Cable	Ant	Preamp	Read		Limit	Over	
	Freq	Loss	Factor	Factor	Level	Level	Line	Limit	Remark
	MHz	dB	dB/m	dB	dBuV	dBuV/m	dBuV/m	dB	
1	2389.968	5.47	28.52	41.17	48.23	41.05	54.00	-12.95	Average
2	2390.000	5.47	28.52	41.17	48.23	41.05	54.00	-12.95	Average
3 *	2412.000	5.50	28.56	41.18	92.82	85.70	54.00	31.70	Average



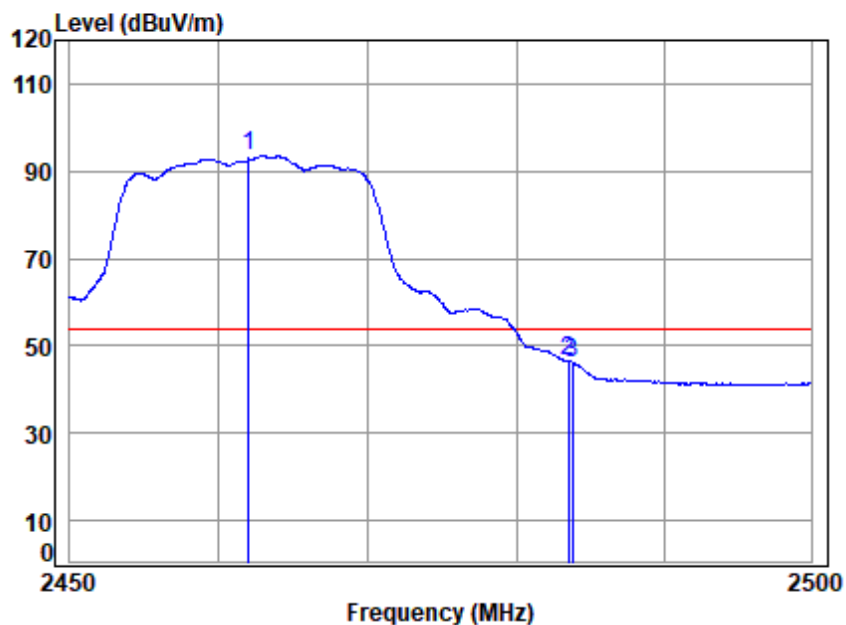
Mode:n; Polarization:Horizontal; Modulation:802.11g; bandwidth:20MHz; Channel:High



Site : chamber
Condition: 3m HORIZONTAL
Job No : 18098CR\18099CR
Mode : 2462 Band edge
Note : 2.4G WIFI 11G

		Cable	Ant	Preamp	Read	Limit	Over	
Freq	Loss	Factor	Factor	Level	Level	Line	Limit	Remark
MHz	dB		dB/m	dB	dBuV	dBuV/m	dBuV/m	dB
1 * 2462.000	5.57	28.64	41.20	106.53	99.54	74.00	25.54	peak
2 2483.500	5.60	28.67	41.21	63.85	56.91	74.00	-17.09	peak
3 2484.191	5.60	28.67	41.21	63.28	56.34	74.00	-17.66	peak

Mode:n; Polarization:Horizontal; Modulation:802.11g; bandwidth:20MHz; Channel:High

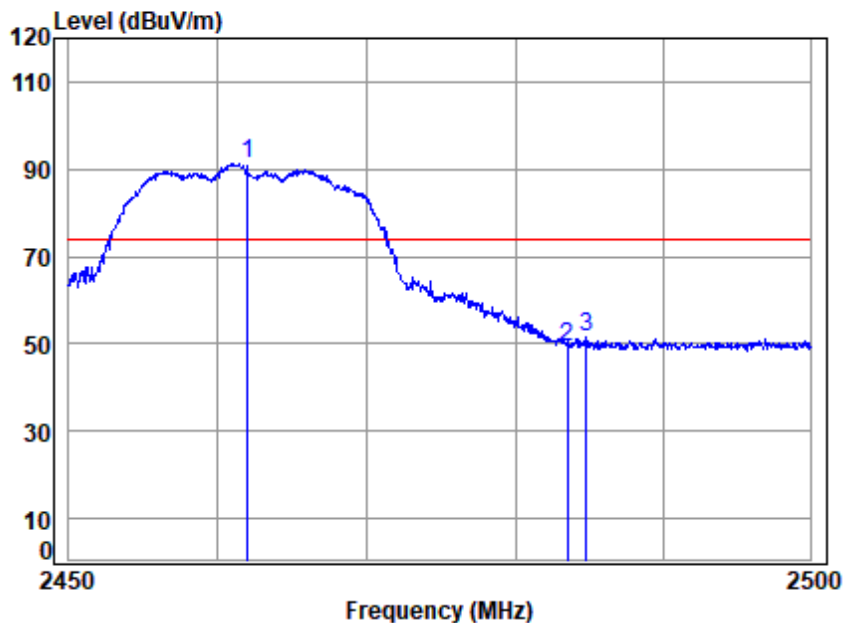


Site : chamber
Condition: 3m HORIZONTAL
Job No : 18098CR\18099CR
Mode : 2462 Band edge
Note : 2.4G WIFI 11G

		Cable	Ant	Preamp	Read	Limit	Over	
Freq	Loss	Factor	Factor	Level	Level	Line	Limit	Remark
MHz	dB		dB/m	dB	dBuV	dBuV/m	dBuV/m	dB
1 * 2462.000	5.57		28.64	41.20	100.45	93.46	54.00	39.46 Average
2 2483.500	5.60		28.67	41.21	53.42	46.48	54.00	-7.52 Average
3 2483.790	5.60		28.67	41.21	53.17	46.23	54.00	-7.77 Average



Mode:n; Polarization:Vertical; Modulation:802.11g; bandwidth:20MHz; Channel:High

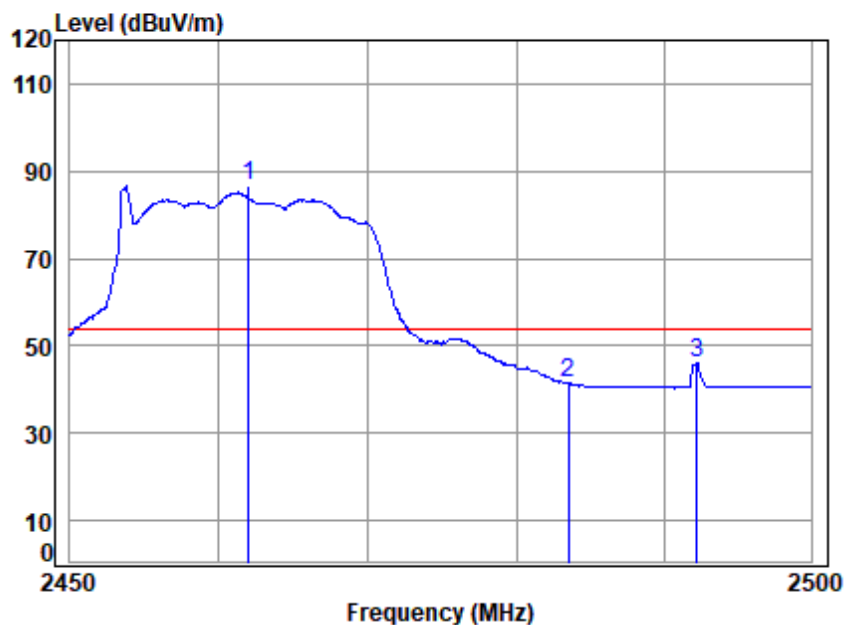


Site : chamber
Condition: 3m VERTICAL
Job No : 18098CR\18099CR
Mode : 2462 Band edge
Note : 2.4G WIFI 11G

		Cable	Ant	Preamp	Read	Limit	Over	
Freq	Loss	Factor	Factor	Level	Level	Line	Limit	Remark
MHz	dB		dB/m	dB	dBuV	dBuV/m	dBuV/m	dB
1 * 2462.000	5.57	28.64	41.20	98.22	91.23	74.00	17.23	Peak
2 2483.500	5.60	28.67	41.21	56.33	49.39	74.00	-24.61	Peak
3 2484.793	5.60	28.68	41.21	58.36	51.43	74.00	-22.57	Peak



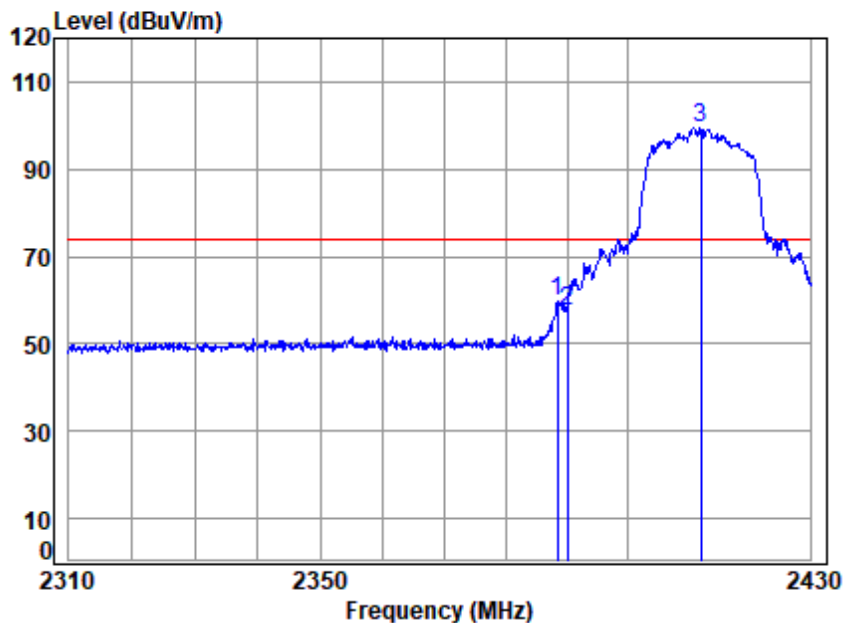
Mode:n; Polarization:Vertical; Modulation:802.11g; bandwidth:20MHz; Channel:High



Site : chamber
Condition: 3m VERTICAL
Job No : 18098CR\18099CR
Mode : 2462 Band edge
Note : 2.4G WIFI 11G

		Cable	Ant	Preamp	Read	Limit	Over	
	Freq	Loss	Factor	Factor	Level	Line	Limit	Remark
	MHz	dB	dB/m	dB	dBuV	dBuV/m	dBuV/m	dB
1 *	2462.000	5.57	28.64	41.20	93.48	86.49	54.00	32.49 Average
2	2483.500	5.60	28.67	41.21	48.42	41.48	54.00	-12.52 Average
3	2492.234	5.61	28.69	41.21	53.04	46.13	54.00	-7.87 Average

Mode:n; Polarization:Horizontal; Modulation:802.11n; bandwidth:20MHz; Channel:Low

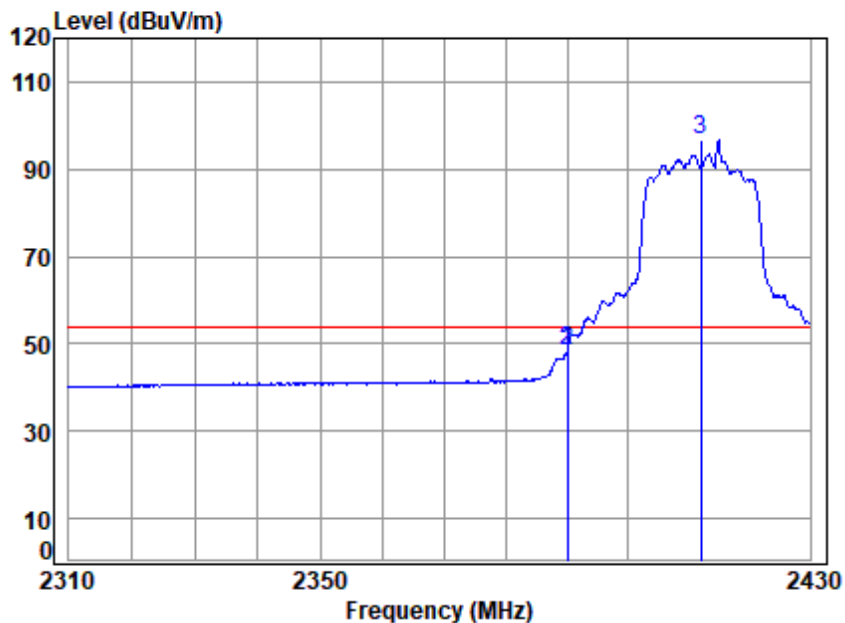


Site : chamber
Condition: 3m HORIZONTAL
Job No : 18098CR\18099CR
Mode : 2412 Band edge
Note : 2.4G WIFI 11N20

		Cable	Ant	Preamp	Read		Limit	Over	
	Freq	Loss	Factor	Factor	Level	Level	Line	Limit	Remark
	MHz	dB	dB/m	dB	dBuV	dBuV/m	dBuV/m	dB	
1	2388.395	5.47	28.52	41.17	66.95	59.77	74.00	-14.23	peak
2	2390.000	5.47	28.52	41.17	64.81	57.63	74.00	-16.37	peak
3 *	2412.000	5.50	28.56	41.18	106.49	99.37	74.00	25.37	peak



Mode:n; Polarization:Horizontal; Modulation:802.11n; bandwidth:20MHz; Channel:Low

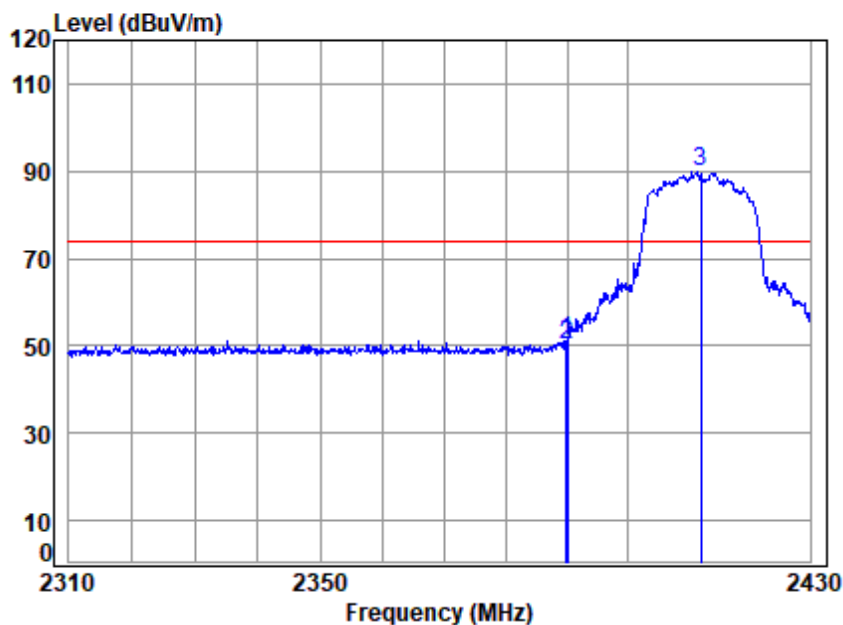


Site : chamber
Condition: 3m HORIZONTAL
Job No : 18098CR\18099CR
Mode : 2412 Band edge
Note : 2.4G WIFI 11N20

		Cable	Ant	Preamp	Read		Limit	Over	
	Freq	Loss	Factor	Factor	Level	Level	Line	Limit	Remark
	MHz	dB	dB/m	dB	dBuV	dBuV/m	dBuV/m	dB	
1	2389.968	5.47	28.52	41.17	55.73	48.55	54.00	-5.45	Average
2	2390.000	5.47	28.52	41.17	55.73	48.55	54.00	-5.45	Average
3 *	2412.000	5.50	28.56	41.18	103.63	96.51	54.00	42.51	Average



Mode:n; Polarization:Vertical; Modulation:802.11n; bandwidth:20MHz; Channel:Low

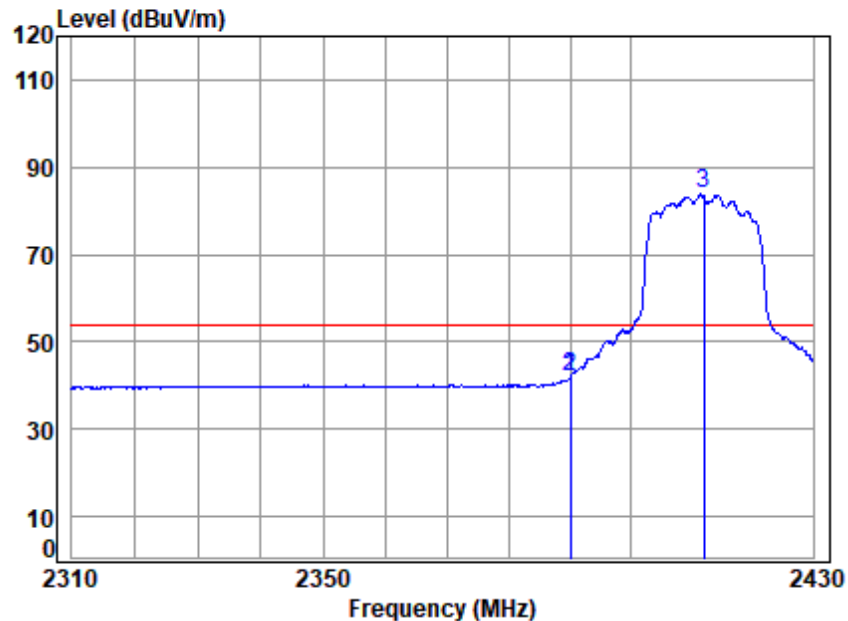


Site : chamber
Condition: 3m VERTICAL
Job No : 18098CR\18099CR
Mode : 2412 Band edge
Note : 2.4G WIFI 11N20

		Cable	Ant	Preamp	Read	Limit	Over	
	Freq	Loss	Factor	Factor	Level	Level	Line	Limit Remark
	MHz	dB	dB/m	dB	dBuV	dBuV/m	dBuV/m	dB
1	2389.847	5.47	28.52	41.17	58.16	50.98	74.00	-23.02 Peak
2	2390.000	5.47	28.52	41.17	57.38	50.20	74.00	-23.80 Peak
3 *	2412.000	5.50	28.56	41.18	97.14	90.02	74.00	16.02 Peak



Mode:n; Polarization:Vertical; Modulation:802.11n; bandwidth:20MHz; Channel:Low

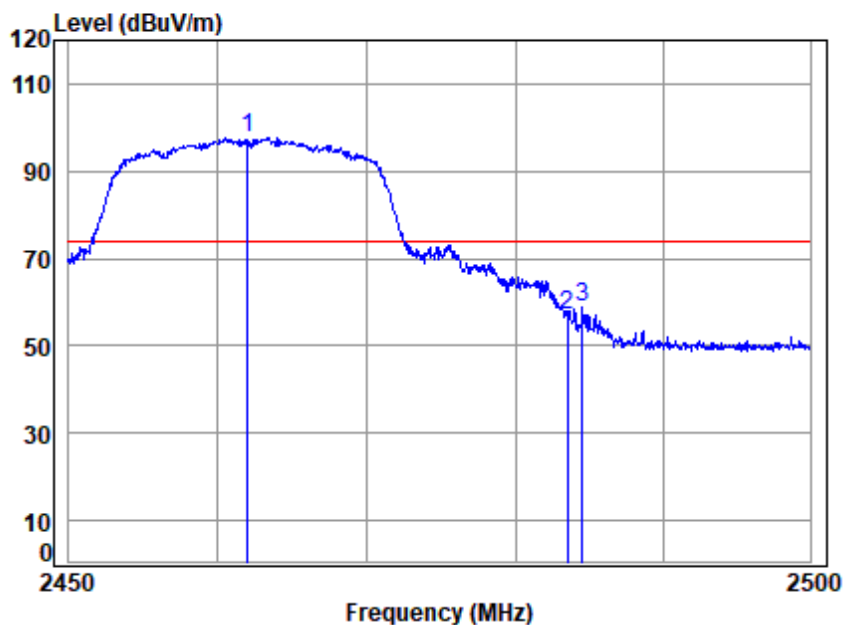


Site : chamber
Condition: 3m VERTICAL
Job No : 18098CR\18099CR
Mode : 2412 Band edge
Note : 2.4G WIFI 11N20

		Cable	Ant	Preamp	Read	Limit	Over	
	Freq	Loss	Factor	Factor	Level	Line	Limit	Remark
	MHz	dB	dB/m	dB	dBuV	dBuV/m	dBuV/m	dB
1	2389.968	5.47	28.52	41.17	49.14	41.96	54.00	-12.04 Average
2	2390.000	5.47	28.52	41.17	49.14	41.96	54.00	-12.04 Average
3 *	2412.000	5.50	28.56	41.18	90.88	83.76	54.00	29.76 Average



Mode:n; Polarization:Horizontal; Modulation:802.11n; bandwidth:20MHz; Channel:High



Site : chamber
Condition: 3m HORIZONTAL
Job No : 18098CR\18099CR
Mode : 2462 Band edge
Note : 2.4G WIFI 11N20

		Cable	Ant	Preamp	Read	Limit	Over	
	Freq	Loss	Factor	Factor	Level	Level	Line	Limit Remark
	MHz	dB	dB/m	dB	dBuV	dBuV/m	dBuV/m	dB
1 *	2462.000	5.57	28.64	41.20	104.60	97.61	74.00	23.61 peak
2	2483.500	5.60	28.67	41.21	63.90	56.96	74.00	-17.04 peak
3	2484.542	5.60	28.67	41.21	65.62	58.68	74.00	-15.32 peak

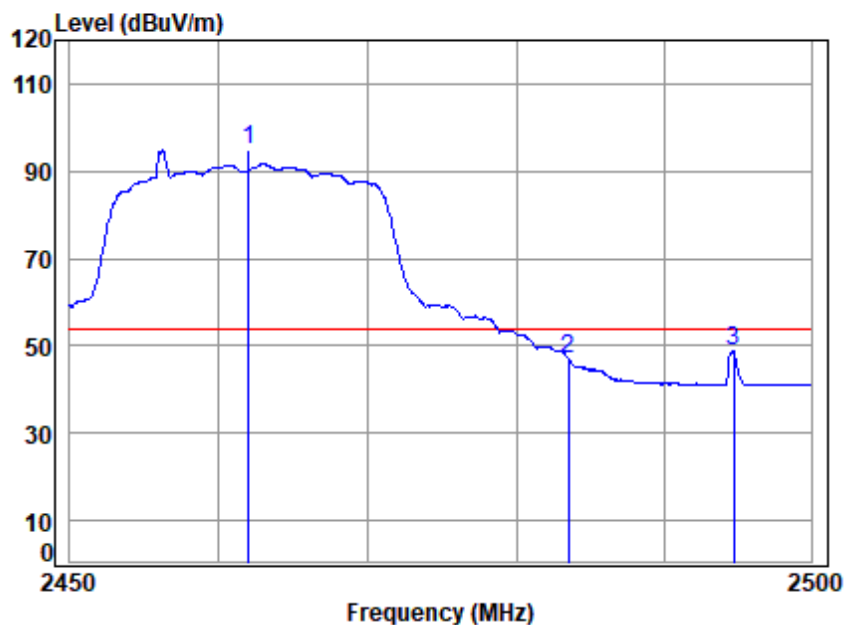


Unless otherwise agreed in writing, this document is issued by the Company subject to its General Conditions of Service printed overleaf, available on request or accessible at <http://www.sgs.com/en/Terms-and-Conditions.aspx> and, for electronic format documents, subject to Terms and Conditions for Electronic Documents at <http://www.sgs.com/en/Terms-and-Conditions/Terms-e-Documents.aspx>. Attention is drawn to the limitation of liability, indemnification and jurisdiction issues defined therein. Any holder of this document is advised that information contained hereon reflects the Company's findings at the time of its intervention only and within the limits of Client's instructions, if any. The Company's sole responsibility is to its Client and this document does not exonerate parties to a transaction from exercising all their rights and obligations under the transaction documents. This document cannot be reproduced except in full, without prior written approval of the Company. Any unauthorized alteration, forgery or falsification of the content or appearance of this document is unlawful and offenders may be prosecuted to the fullest extent of the law. Unless otherwise stated the results shown in this test report refer only to the sample(s) tested and such sample(s) are retained for 30 days only.

SGS-CSTC Standards Technical Services Co., Ltd.
Shenzhen Branch

No.1 Workshop, M-10, Middle Section, Science & Technology Park, Shenzhen, China 518057 t (86-755) 26012053 f (86-755) 26710594 www.sgsgroup.com.cn
中国·深圳·科技园中区M-10栋一号厂房 邮编: 518057 t (86-755) 26012053 f (86-755) 26710594 sgs.china@sgs.com

Mode:n; Polarization:Horizontal; Modulation:802.11n; bandwidth:20MHz; Channel:High



Site : chamber
Condition: 3m HORIZONTAL
Job No : 18098CR\18099CR
Mode : 2462 Band edge
Note : 2.4G WIFI 11N20

		Cable	Ant	Preamp	Read	Limit	Over	
Freq	Loss	Factor	Factor	Level	Level	Line	Limit	Remark
MHz	dB		dB/m	dB	dBuV	dBuV/m	dBuV/m	dB
1 * 2462.000	5.57	28.64	41.20	101.77	94.78	54.00	40.78	Average
2 2483.500	5.60	28.67	41.21	54.13	47.19	54.00	-6.81	Average
3 2494.753	5.61	28.69	41.22	55.72	48.80	54.00	-5.20	Average

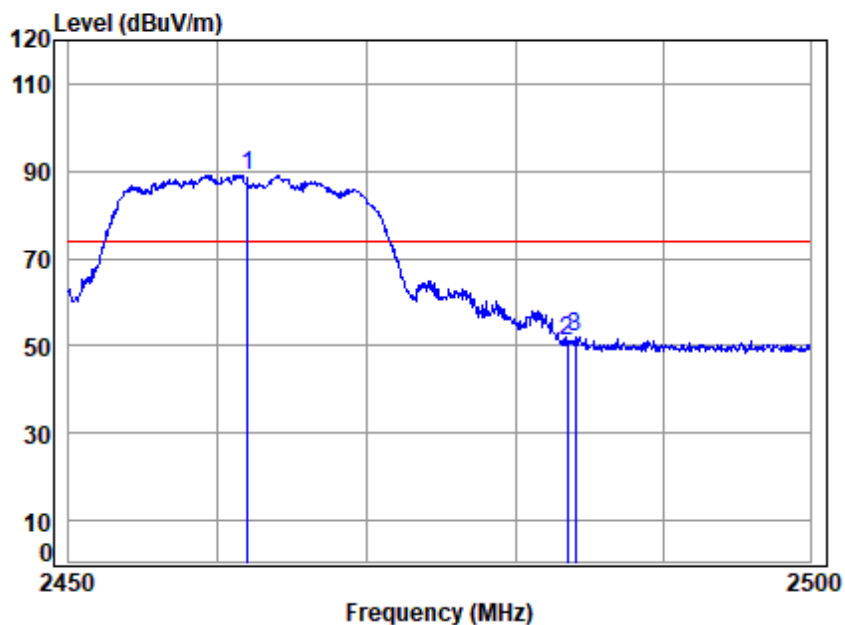


Unless otherwise agreed in writing, this document is issued by the Company subject to its General Conditions of Service printed overleaf, available on request or accessible at <http://www.sgs.com/en/Terms-and-Conditions.aspx> and, for electronic format documents, subject to Terms and Conditions for Electronic Documents at <http://www.sgs.com/en/Terms-and-Conditions/Terms-e-Documents.aspx>. Attention is drawn to the limitation of liability, indemnification and jurisdiction issues defined therein. Any holder of this document is advised that information contained hereon reflects the Company's findings at the time of its intervention only and within the limits of Client's instructions, if any. The Company's sole responsibility is to its Client and this document does not exonerate parties to a transaction from exercising all their rights and obligations under the transaction documents. This document cannot be reproduced except in full, without prior written approval of the Company. Any unauthorized alteration, forgery or falsification of the content or appearance of this document is unlawful and offenders may be prosecuted to the fullest extent of the law. Unless otherwise stated the results shown in this test report refer only to the sample(s) tested and such sample(s) are retained for 30 days only.
Attention: To check the authenticity of testing / inspection report & certificate, please contact us at telephone: (86-755) 8307 1443, or email: CN.Doccheck@sgs.com

SGS-CSTC Standards Technical Services Co., Ltd.
Shenzhen Branch (China) Laboratory

No.1 Workshop, M-10, Middle Section, Science & Technology Park, Shenzhen, China 518057 t (86-755) 26012053 f (86-755) 26710594 www.sgs.com.cn
中国·深圳·科技园中区M-10栋一号厂房 邮编: 518057 t (86-755) 26012053 f (86-755) 26710594 sgs.china@sgs.com

Mode:n; Polarization:Vertical; Modulation:802.11n; bandwidth:20MHz; Channel:High

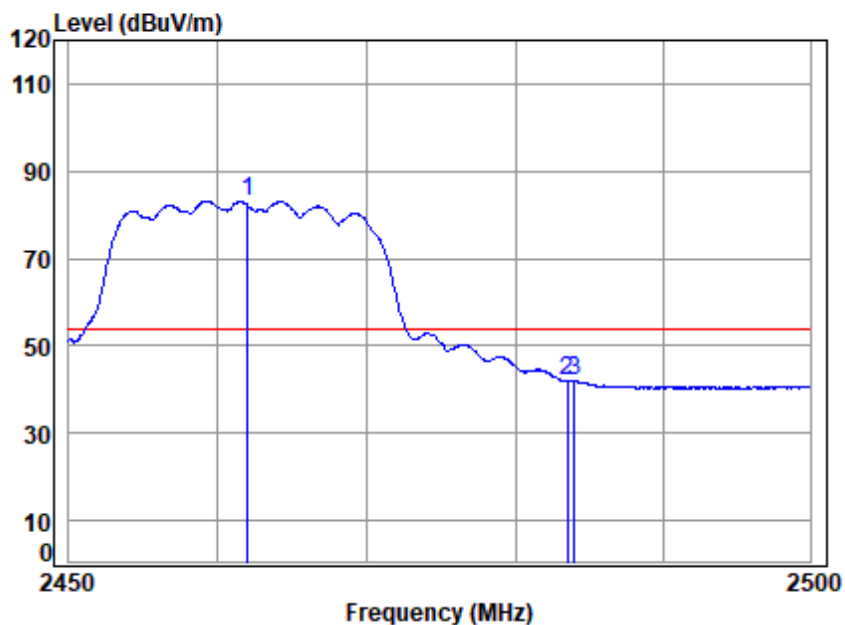


Site : chamber
Condition: 3m VERTICAL
Job No : 18098CR\18099CR
Mode : 2462 Band edge
Note : 2.4G WIFI 11N20

		Cable	Ant	Preamp	Read	Limit	Over	
	Freq	Loss	Factor	Factor	Level	Level	Line	Limit Remark
	MHz	dB	dB/m	dB	dBuV	dBuV/m	dBuV/m	dB
1 *	2462.000	5.57	28.64	41.20	96.18	89.19	74.00	15.19 Peak
2	2483.500	5.60	28.67	41.21	57.89	50.95	74.00	-23.05 Peak
3	2484.041	5.60	28.67	41.21	59.15	52.21	74.00	-21.79 Peak



Mode:n; Polarization:Vertical; Modulation:802.11n; bandwidth:20MHz; Channel:High

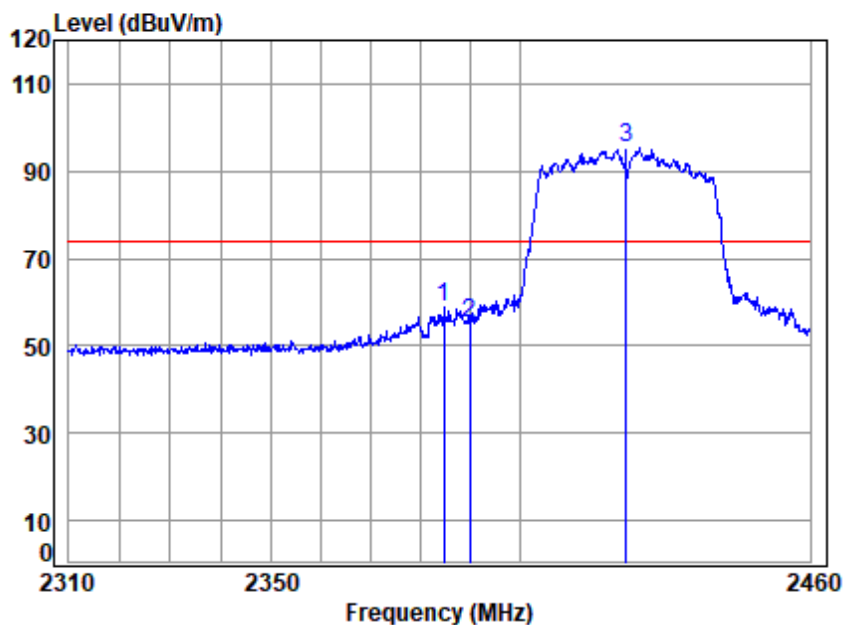


Site : chamber
Condition: 3m VERTICAL
Job No : 18098CR\18099CR
Mode : 2462 Band edge
Note : 2.4G WIFI 11N20

		Cable	Ant	Preamp	Read	Limit	Over	
	Freq	Loss	Factor	Factor	Level	Level	Line	Limit Remark
	MHz	dB	dB/m	dB	dBuV	dBuV/m	dBuV/m	dB
1 *	2462.000	5.57	28.64	41.20	90.18	83.19	54.00	29.19 Average
2	2483.500	5.60	28.67	41.21	48.88	41.94	54.00	-12.06 Average
3	2483.990	5.60	28.67	41.21	48.87	41.93	54.00	-12.07 Average



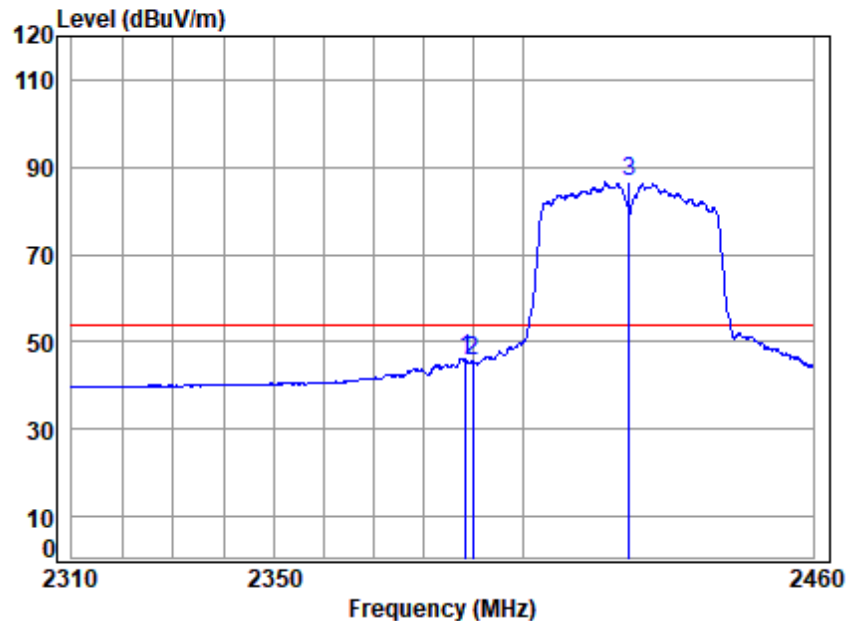
Mode:n; Polarization:Horizontal; Modulation:802.11n; bandwidth:40MHz; Channel:Low



Site : chamber
Condition: 3m HORIZONTAL
Job No : 18098CR\18099CR
Mode : 2422 Band edge
Note : 2.4G WIFI 11N40

		Cable	Ant	Preamp	Read	Limit	Over	
	Freq	Loss	Factor	Factor	Level	Level	Line	Limit Remark
	MHz	dB	dB/m	dB	dBuV	dBuV/m	dBuV/m	dB
1	2384.720	5.47	28.51	41.17	66.27	59.08	74.00	-14.92 peak
2	2390.000	5.47	28.52	41.17	62.18	55.00	74.00	-19.00 peak
3 *	2422.000	5.52	28.57	41.19	102.65	95.55	74.00	21.55 peak

Mode:n; Polarization:Horizontal; Modulation:802.11n; bandwidth:40MHz; Channel:Low

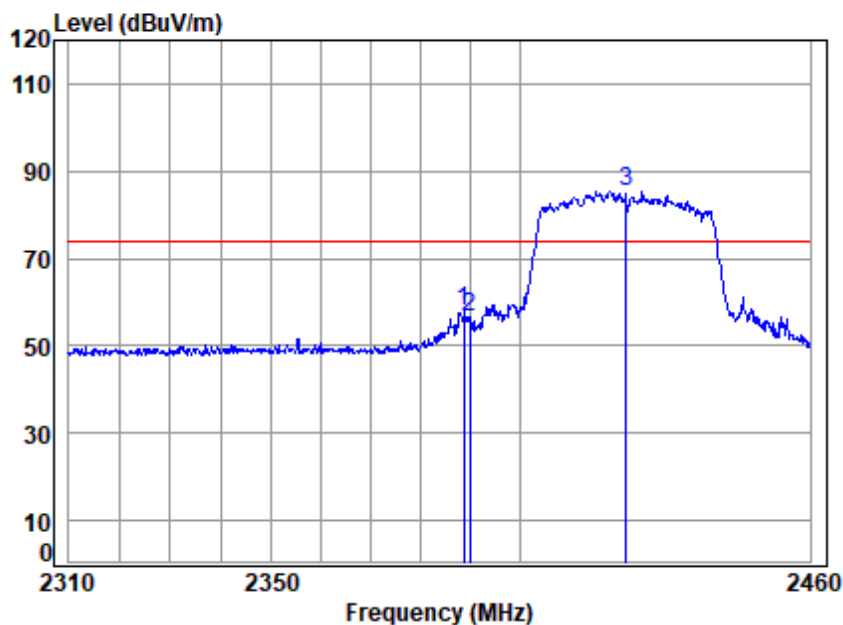


Site : chamber
Condition: 3m HORIZONTAL
Job No : 18098CR\18099CR
Mode : 2422 Band edge
Note : 2.4G WIFI 11N40

		Cable	Ant	Preamp	Read	Limit	Over	
	Freq	Loss	Factor	Factor	Level	Level	Line	Limit Remark
	MHz	dB	dB/m	dB	dBuV	dBuV/m	dBuV/m	dB
1	2388.625	5.47	28.52	41.17	53.27	46.09	54.00	-7.91 Average
2	2390.000	5.47	28.52	41.17	52.72	45.54	54.00	-8.46 Average
3 *	2422.000	5.52	28.57	41.19	93.59	86.49	54.00	32.49 Average



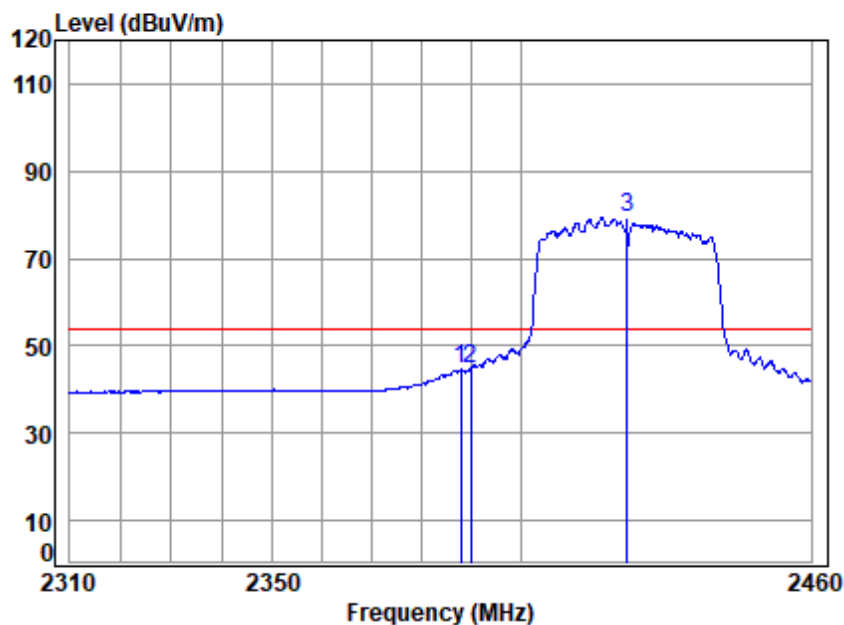
Mode:n; Polarization:Vertical; Modulation:802.11n; bandwidth:40MHz; Channel:Low



Site : chamber
Condition: 3m VERTICAL
Job No : 18098CR\18099CR
Mode : 2422 Band edge
Note : 2.4G WIFI 11N40

		Cable	Ant	Preamp	Read	Limit	Over	
	Freq	Loss	Factor	Factor	Level	Level	Line	Limit Remark
	MHz	dB	dB/m	dB	dBuV	dBuV/m	dBuV/m	dB
1	2388.775	5.47	28.52	41.17	65.16	57.98	74.00	-16.02 Peak
2	2390.000	5.47	28.52	41.17	63.92	56.74	74.00	-17.26 Peak
3 *	2422.000	5.52	28.57	41.19	92.48	85.38	74.00	11.38 Peak

Mode:n; Polarization:Vertical; Modulation:802.11n; bandwidth:40MHz; Channel:Low



Site : chamber
Condition: 3m VERTICAL
Job No : 18098CR\18099CR
Mode : 2422 Band edge
Note : 2.4G WIFI 11N40

		Cable	Ant	Preamp	Read	Limit	Over	
	Freq	Loss	Factor	Factor	Level	Level	Line	Limit Remark
	MHz	dB	dB/m	dB	dBuV	dBuV/m	dBuV/m	dB
1	2387.873	5.47	28.51	41.17	51.80	44.61	54.00	-9.39 Average
2	2390.000	5.47	28.52	41.17	51.97	44.79	54.00	-9.21 Average
3 *	2422.000	5.52	28.57	41.19	86.47	79.37	54.00	25.37 Average

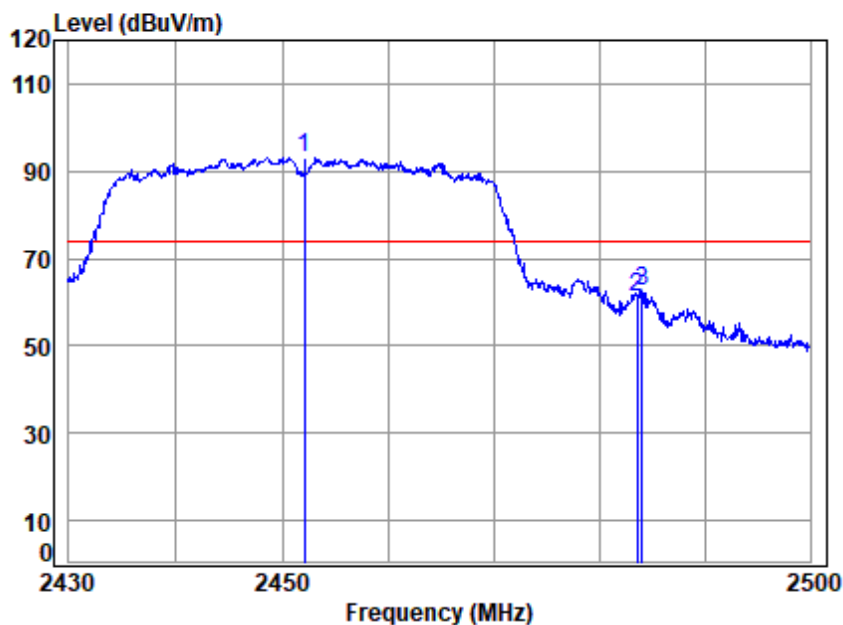


Unless otherwise agreed in writing, this document is issued by the Company subject to its General Conditions of Service printed overleaf, available on request or accessible at <http://www.sgs.com/en/Terms-and-Conditions.aspx> and, for electronic format documents, subject to Terms and Conditions for Electronic Documents at <http://www.sgs.com/en/Terms-and-Conditions/Terms-e-Documents.aspx>. Attention is drawn to the limitation of liability, indemnification and jurisdiction issues defined therein. Any holder of this document is advised that information contained hereon reflects the Company's findings at the time of its intervention only and within the limits of Client's instructions, if any. The Company's sole responsibility is to its Client and this document does not exonerate parties to a transaction from exercising all their rights and obligations under the transaction documents. This document cannot be reproduced except in full, without prior written approval of the Company. Any unauthorized alteration, forgery or falsification of the content or appearance of this document is unlawful and offenders may be prosecuted to the fullest extent of the law. Unless otherwise stated the results shown in this test report refer only to the sample(s) tested and such sample(s) are retained for 30 days only.
Attention: To check the authenticity of testing / inspection report & certificate, please contact us at telephone: (86-755) 8307 1443, or email: CN.Doccheck@sgs.com

SGS-CSTC Standards Technical Services Co., Ltd.
Shenzhen Branch (China) Member of SGS Laboratory

No.1 Workshop, M-10, Middle Section, Science & Technology Park, Shenzhen, China 518057 t (86-755) 26012053 f (86-755) 26710594 www.sgs.com.cn
中国·深圳·科技园中区M-10栋一号厂房 邮编: 518057 t (86-755) 26012053 f (86-755) 26710594 sgs.china@sgs.com

Mode:n; Polarization:Horizontal; Modulation:802.11n; bandwidth:40MHz; Channel:High



Site : chamber
Condition: 3m HORIZONTAL
Job No : 18098CR\18099CR
Mode : 2452 Band edge
Note : 2.4G WIFI 11N40

		Cable	Ant	Preamp	Read	Limit	Over	
Freq	Loss	Factor	Factor	Level	Level	Line	Limit	Remark
MHz	dB	dB/m	dB	dBuV	dBuV/m	dBuV/m	dB	
1 *	2452.000	5.56	28.62	41.20	100.19	93.17	74.00	19.17 peak
2	2483.500	5.60	28.67	41.21	67.93	60.99	74.00	-13.01 peak
3	2484.006	5.60	28.67	41.21	69.31	62.37	74.00	-11.63 peak

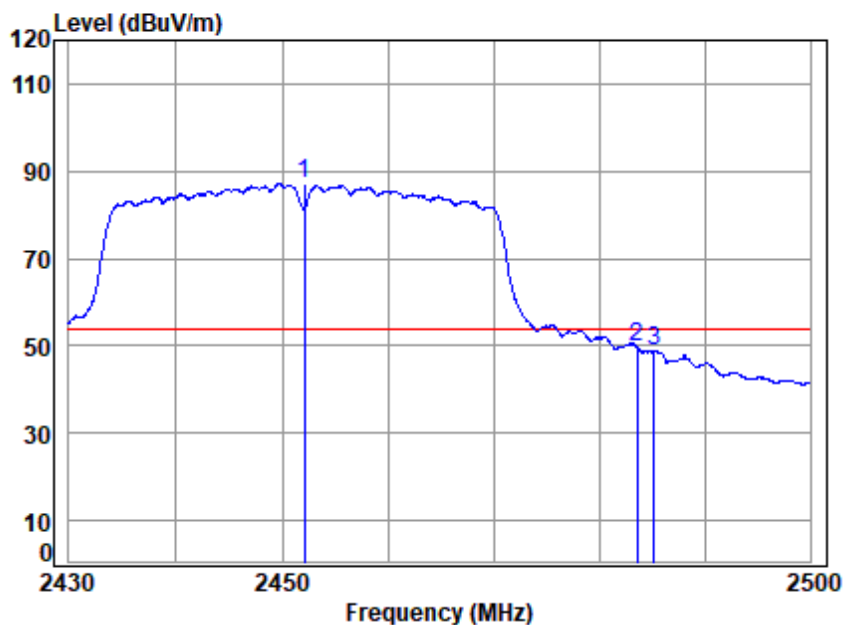


SGS-CSTC Standards Technical Services Co., Ltd.
Shenzhen Branch

Unless otherwise agreed in writing, this document is issued by the Company subject to its General Conditions of Service printed overleaf, available on request or accessible at <http://www.sgs.com/en/Terms-and-Conditions.aspx> and, for electronic format documents, subject to Terms and Conditions for Electronic Documents at <http://www.sgs.com/en/Terms-and-Conditions/Terms-e-Documents.aspx>. Attention is drawn to the limitation of liability, indemnification and jurisdiction issues defined therein. Any holder of this document is advised that information contained hereon reflects the Company's findings at the time of its intervention only and within the limits of Client's instructions, if any. The Company's sole responsibility is to its Client and this document does not exonerate parties to a transaction from exercising all their rights and obligations under the transaction documents. This document cannot be reproduced except in full, without prior written approval of the Company. Any unauthorized alteration, forgery or falsification of the content or appearance of this document is unlawful and offenders may be prosecuted to the fullest extent of the law. Unless otherwise stated the results shown in this test report refer only to the sample(s) tested and such sample(s) are retained for 30 days only.
Attention: To check the authenticity of testing / inspection report & certificate, please contact us at telephone: (86-755) 8307 1443, or email: CN.Doccheck@sgs.com

No.1 Workshop, M-10, Middle Section, Science & Technology Park, Shenzhen, China 518057 t (86-755) 26012053 f (86-755) 26710594 www.sgs.com.cn
中国·深圳·科技园中区M-10栋一号厂房 邮编: 518057 t (86-755) 26012053 f (86-755) 26710594 sgs.china@sgs.com

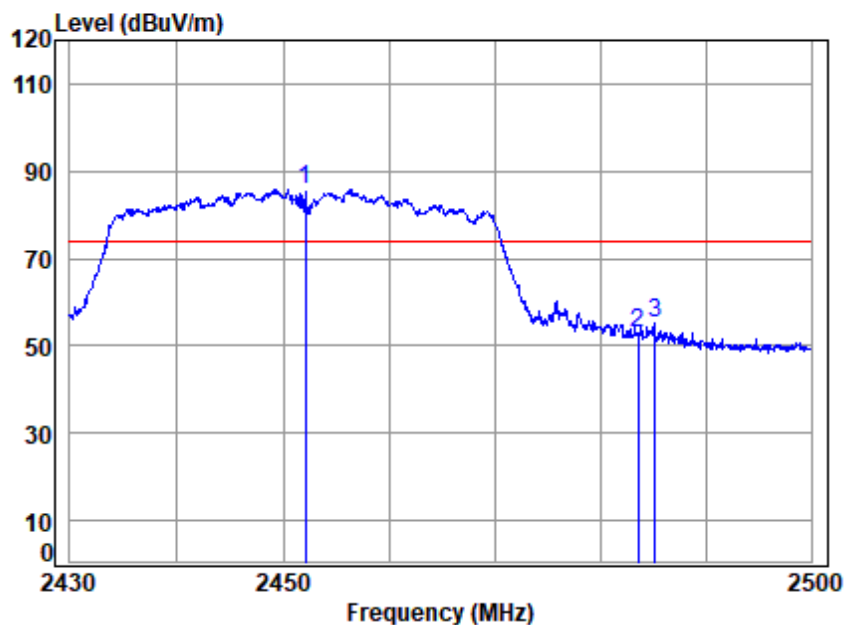
Mode:n; Polarization:Horizontal; Modulation:802.11n; bandwidth:40MHz; Channel:High



Site : chamber
Condition: 3m HORIZONTAL
Job No : 18098CR\18099CR
Mode : 2452 Band edge
Note : 2.4G WIFI 11N40

		Cable	Ant	Preamp	Read	Limit	Over	
Freq	Loss	Factor	Factor	Level	Level	Line	Limit	Remark
MHz	dB	dB/m	dB	dBuV	dBuV/m	dBuV/m	dB	
1 * 2452.000	5.56	28.62	41.20	94.23	87.21	54.00	33.21	Average
2 2483.500	5.60	28.67	41.21	56.61	49.67	54.00	-4.33	Average
3 2485.135	5.60	28.68	41.21	55.82	48.89	54.00	-5.11	Average

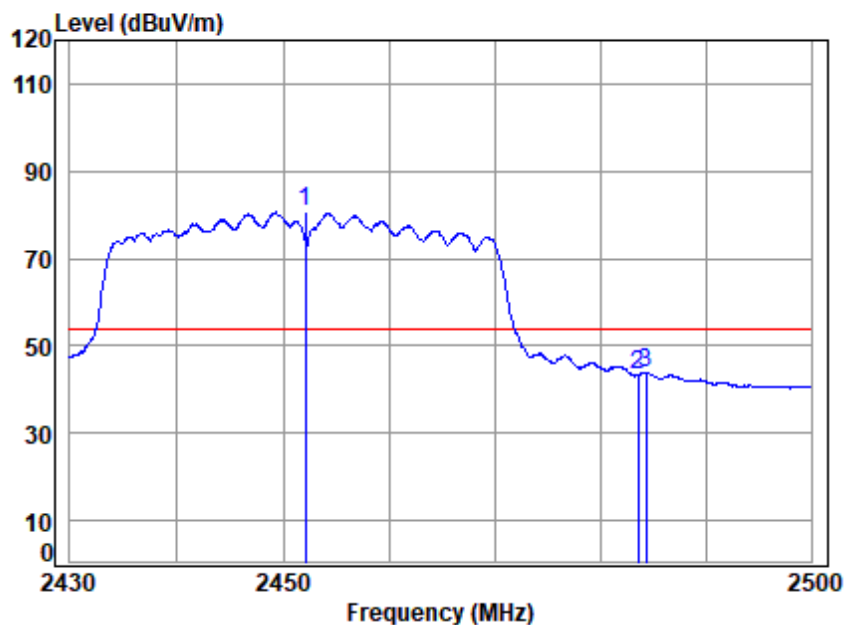
Mode:n; Polarization:Vertical; Modulation:802.11n; bandwidth:40MHz; Channel:High



Site : chamber
Condition: 3m VERTICAL
Job No : 18098CR\18099CR
Mode : 2452 Band edge
Note : 2.4G WIFI 11N40

		Cable	Ant	Preamp	Read	Limit	Over	
Freq	Loss	Factor	Factor	Level	Level	Line	Limit	Remark
MHz	dB	dB/m	dB	dBuV	dBuV/m	dBuV/m	dB	
1 * 2452.000	5.56	28.62	41.20	92.92	85.90	74.00	11.90	Peak
2 2483.500	5.60	28.67	41.21	59.86	52.92	74.00	-21.08	Peak
3 2485.064	5.60	28.68	41.21	62.14	55.21	74.00	-18.79	Peak

Mode:n; Polarization:Vertical; Modulation:802.11n; bandwidth:40MHz; Channel:High



Site : chamber
Condition: 3m VERTICAL
Job No : 18098CR\18099CR
Mode : 2452 Band edge
Note : 2.4G WIFI 11N40

		Cable	Ant	Preamp	Read	Limit	Over	
Freq	Loss	Factor	Factor	Level	Level	Line	Limit	Remark
MHz	dB	dB/m	dB	dBuV	dBuV/m	dBuV/m	dB	
1 * 2452.000	5.56	28.62	41.20	87.56	80.54	54.00	26.54	Average
2 2483.500	5.60	28.67	41.21	50.42	43.48	54.00	-10.52	Average
3 2484.217	5.60	28.67	41.21	50.89	43.95	54.00	-10.05	Average



7.7 Radiated Spurious Emissions

Test Requirement 47 CFR Part 15, Subpart C 15.209 & 15.247(d)
Test Method: ANSI C63.10 (2013) Section 6.4,6.5,6.6
Measurement Distance: 3m
Limit:

Frequency(MHz)	Field strength(microvolts/meter)	Measurement distance(meters)
0.009-0.490	2400/F(kHz)	300
0.490-1.705	24000/F(kHz)	30
1.705-30.0	30	30
30-88	100	3
88-216	150	3
216-960	200	3
Above 960	500	3

Remark: The emission limits shown in the above table are based on measurements employing a CISPR quasi-peak detector except for the frequency bands 9-90kHz, 110-490kHz and above 1000 MHz. Radiated emission limits in these three bands are based on measurements employing an average detector, the peak field strength of any emission shall not exceed the maximum permitted average limits specified above by more than 20 dB under any condition of modulation.



Unless otherwise agreed in writing, this document is issued by the Company subject to its General Conditions of Service printed overleaf, available on request or accessible at <http://www.sgs.com/en/Terms-and-Conditions.aspx> and, for electronic format documents, subject to Terms and Conditions for Electronic Documents at <http://www.sgs.com/en/Terms-and-Conditions/Terms-e-Documents.aspx>. Attention is drawn to the limitation of liability, indemnification and jurisdiction issues defined therein. Any holder of this document is advised that information contained hereon reflects the Company's findings at the time of its intervention only and within the limits of Client's instructions, if any. The Company's sole responsibility is to its Client and this document does not exonerate parties to a transaction from exercising all their rights and obligations under the transaction documents. This document cannot be reproduced except in full, without prior written approval of the Company. Any unauthorized alteration, forgery or falsification of the content or appearance of this document is unlawful and offenders may be prosecuted to the fullest extent of the law. Unless otherwise stated the results shown in this test report refer only to the sample(s) tested and such sample(s) are retained for 30 days only.
Attention: To check the authenticity of testing / inspection report & certificate, please contact us at telephone: (86-755) 8307 1443, or email: CN.Doccheck@sgs.com

SGS-CSTC Standards Technical Services Co., Ltd.
Shenzhen Branch (China) Member EEC Laboratory

No.1 Workshop, M-10, Middle Section, Science & Technology Park, Shenzhen, China 518057 t (86-755) 26012053 f (86-755) 26710594 www.sgsgroup.com.cn
中国·深圳·科技园中区M-10栋一号厂房 邮编: 518057 t (86-755) 26012053 f (86-755) 26710594 sgs.china@sgs.com

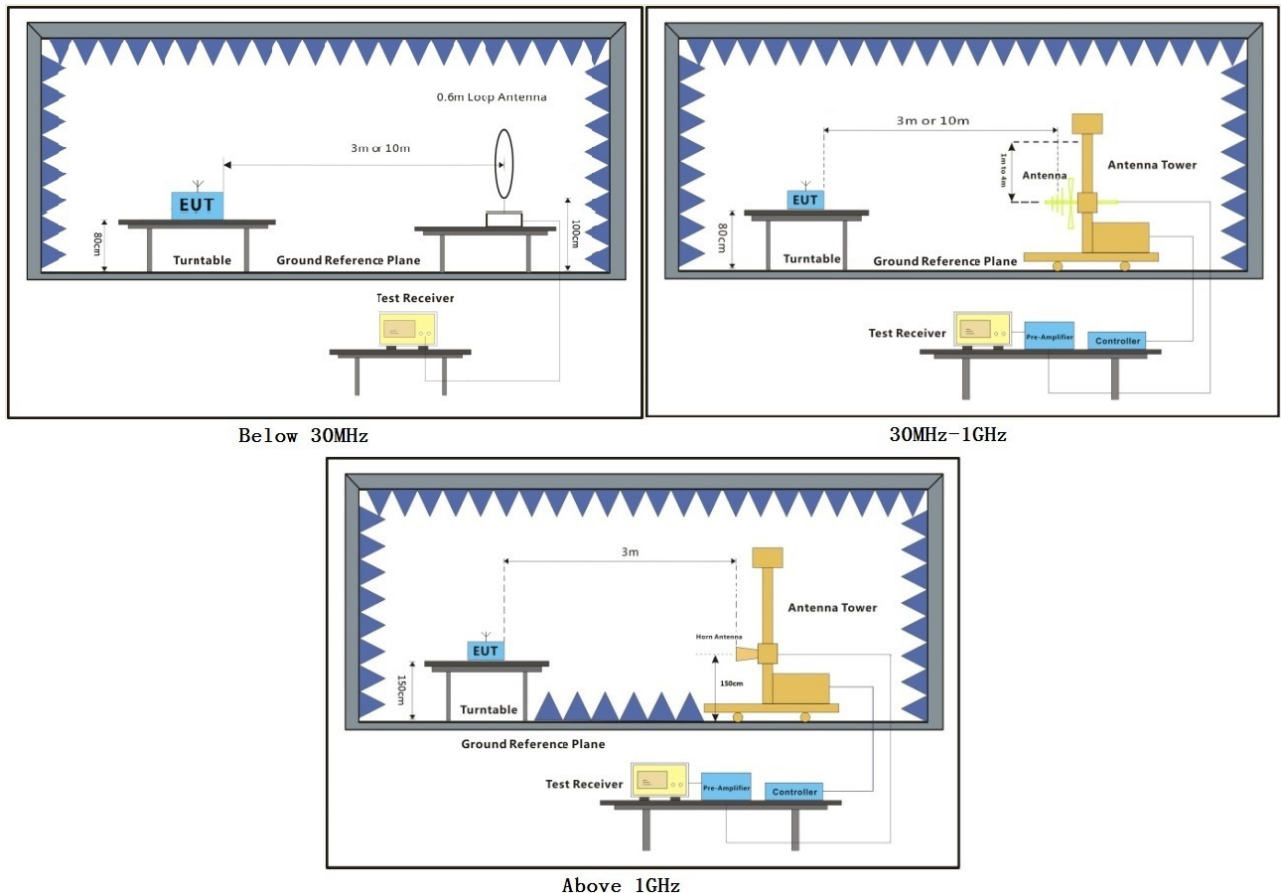
7.7.1 E.U.T. Operation

Operating Environment:

Temperature: 25 °C Humidity: 51 % RH Atmospheric Pressure: 1005 mbar

Test mode: n: TX mode_Keep the EUT in continuously transmitting mode with all modulation types. All data rates for each modulation type have been tested and found the data rate @ 1Mbps is the worst case of IEEE 802.11b; data rate @ 6Mbps is the worst case of IEEE 802.11g; data rate @ 6.5Mbps is the worst case of IEEE 802.11n(HT20); data rate @ 13.5Mbps is the worst case of IEEE 802.11n(HT40). Only the data of worst case is recorded in the report.

7.7.2 Test Setup Diagram





7.7.3 Measurement Procedure and Data

- a. For below 1GHz, the EUT was placed on the top of a rotating table 0.8 meters above the ground at a 3 or 10 meter semi-anechoic chamber. The table was rotated 360 degrees to determine the position of the highest radiation.
- b. For above 1GHz, the EUT was placed on the top of a rotating table 1.5 meters above the ground at a 3 meter fully-anechoic chamber. The table was rotated 360 degrees to determine the position of the highest radiation.
- c. The EUT was set 3 or 10 meters away from the interference-receiving antenna, which was mounted on the top of a variable-height antenna tower.
- d. The antenna height is varied from one meter to four meters above the ground to determine the maximum value of the field strength. Both horizontal and vertical polarizations of the antenna are set to make the measurement.
- e. For each suspected emission, the EUT was arranged to its worst case and then the antenna was tuned to heights from 1 meter to 4 meters (for the test frequency of below 30MHz, the antenna was tuned to heights 1 meter) and the rotatable table was turned from 0 degrees to 360 degrees to find the maximum reading.
- f. The test-receiver system was set to Peak Detect Function and Specified Bandwidth with Maximum Hold Mode.
- g. If the emission level of the EUT in peak mode was 10dB lower than the limit specified, then testing could be stopped and the peak values of the EUT would be reported. Otherwise the emissions that did not have 10dB margin would be re-tested one by one using peak, quasi-peak or average method as specified and then reported in a data sheet.
- h. Test the EUT in the lowest channel, the middle channel, the Highest channel.
- i. The radiation measurements are performed in X, Y, Z axis positioning for Transmitting mode, and found the X axis positioning which it is the worst case.
- j. Repeat above procedures until all frequencies measured was complete.

Remark:

1) For emission below 1GHz, through pre-scan found the worst case is the lowest channel. Only the worst case is recorded in the report.

2) The field strength is calculated by adding the Antenna Factor, Cable Factor & Preamplifier. The basic equation with a sample calculation is as follows:

Final Test Level = Receiver Reading + Antenna Factor + Cable Factor – Preamplifier Factor

3) Scan from 9kHz to 25GHz, the disturbance above 18GHz and below 30MHz was very low. The points marked on above plots are the highest emissions could be found when testing, so only above points had been displayed. The amplitude of spurious emissions from the radiator which are attenuated more than 20dB below the limit need not be reported.

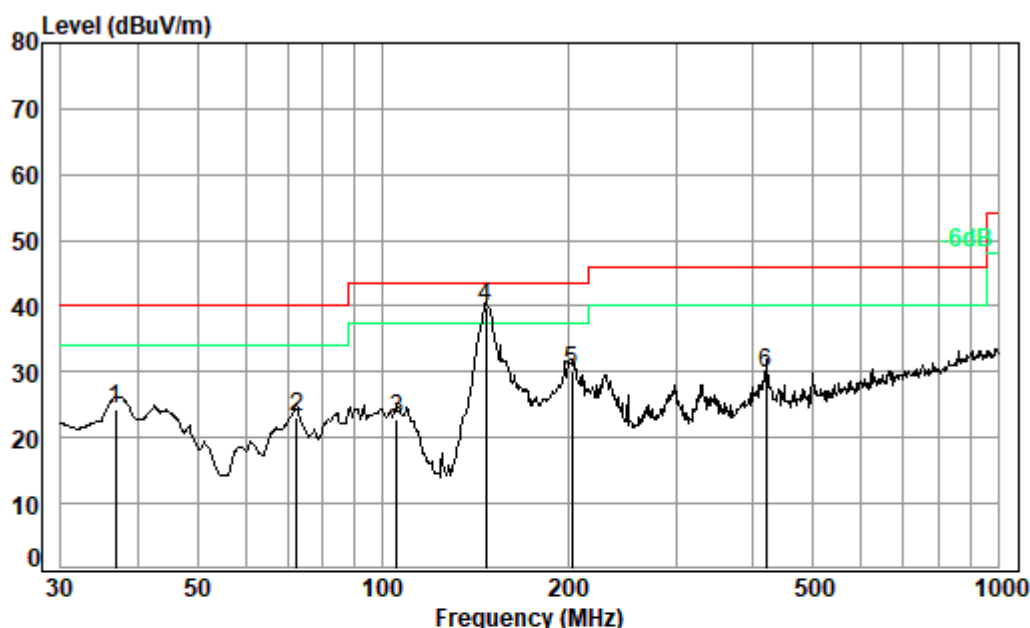
4) For frequencies above 1GHz, the field strength limits are based on average limits. However, the peak field strength of any emission shall not exceed the maximum permitted average limits specified above by more than 20 dB under any condition of modulation. For the emissions whose peak level is lower than the average limit, only the peak measurement is shown in the report.

5) Pretest the EUT at antenna 1 and antenna 2, found the antenna 1 which is worst case for 802.11b/g mode; Pretest the EUT at antenna 1, antenna 2 and MIMO mode, found the MIMO mode which is worst case for 802.11n HT20 and 802.11n HT40 mode; So, Only the worst test data is recorded in the report.



Radiated emission below 1GHz

Mode:n; Polarization:Horizontal



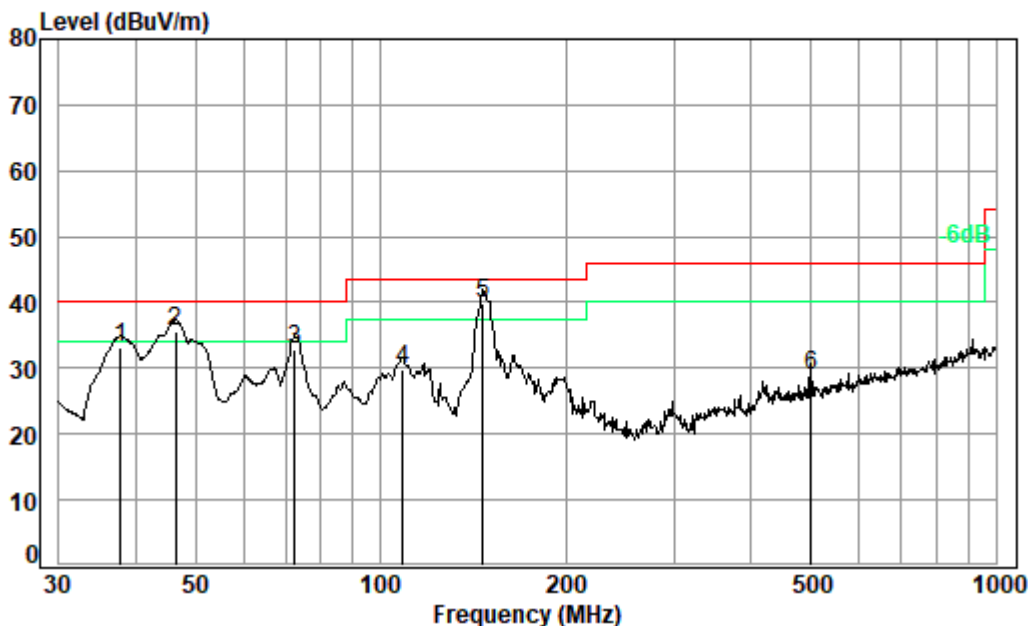
Condition: 3m HORIZONTAL

Job No. : 18098CR

Test mode: n

	Freq	Cable Loss	Ant Factor	Preamp Factor	Read Level	Level	Limit Line	Over Limit
	MHz	dB	dB/m	dB	dBuV	dBuV/m	dBuV/m	dB
1	36.77	0.60	18.97	27.44	32.33	24.46	40.00	-15.54
2	72.59	0.88	12.58	27.38	37.13	23.21	40.00	-16.79
3	105.64	1.22	13.73	27.31	35.18	22.82	43.50	-20.68
4 pp	147.40	1.31	14.39	27.10	51.15	39.75	43.50	-3.75
5	202.81	1.42	16.60	26.89	38.95	30.08	43.50	-13.42
6	420.58	2.29	22.89	27.28	32.06	29.96	46.00	-16.04

Mode:n; Polarization:Vertical



Condition: 3m VERTICAL

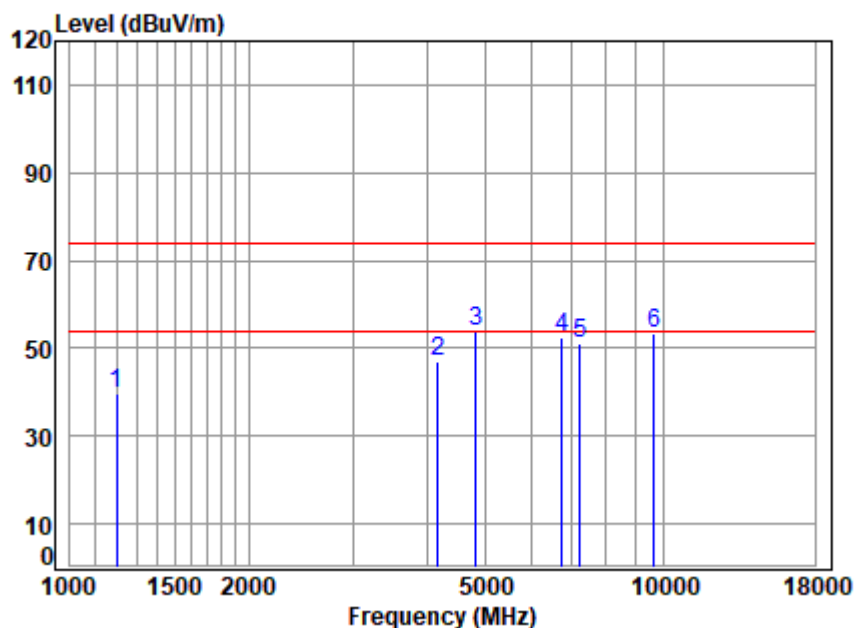
Job No. : 18098CR

Test mode: n

	Freq	Cable Loss	Ant Factor	Preamp Factor	Read Level	Level	Limit	Over
	MHz	dB	dB/m	dB	dBuV	dBuV/m	dBuV/m	dB
1	37.81	0.60	18.48	27.43	41.40	33.05	40.00	-6.95
2	46.50	0.73	15.27	27.42	46.88	35.46	40.00	-4.54
3	72.59	0.88	12.58	27.38	46.79	32.87	40.00	-7.13
4	108.65	1.22	13.59	27.30	42.25	29.76	43.50	-13.74
5 pp	146.37	1.31	14.30	27.10	51.39	39.90	43.50	-3.60
6	501.18	2.60	24.63	27.61	29.22	28.84	46.00	-17.16

Transmitter emission above 1GHz

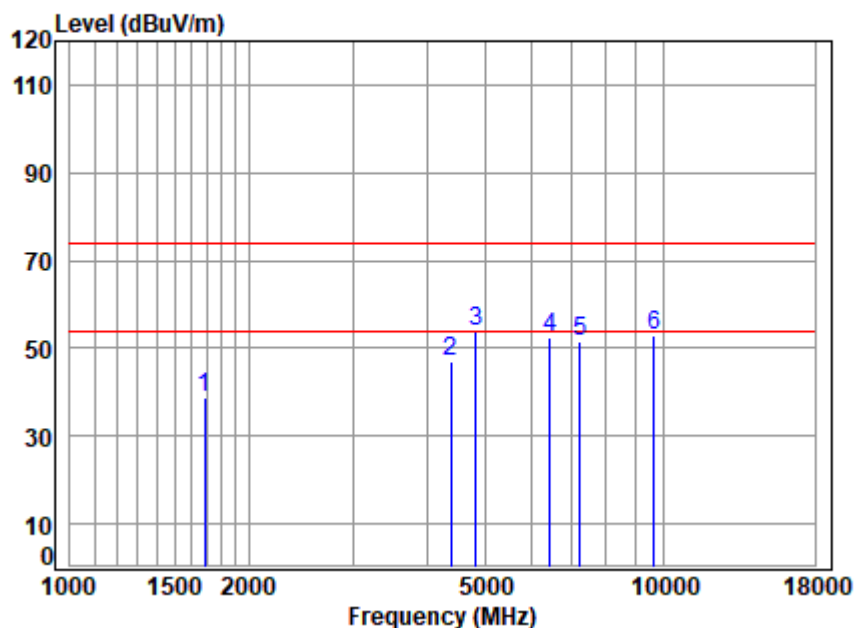
Mode:n; Polarization:Horizontal; Modulation:802.11b; bandwidth:20MHz; Channel:Low



Site : chamber
Condition: 3m HORIZONTAL
Job No : 18098CR\18099CR
Mode : 2412 TX RSE
Note : 2.4G WIFI 11B

	Freq	Cable Loss	Ant Factor	Preamp Factor	Read Level	Level	Limit Line	Over Limit	Remark
	MHz	dB	dB/m	dB	dBuV	dBuV/m	dBuV/m	dB	
1	1199.726	4.42	24.48	40.48	51.31	39.73	74.00	-34.27	peak
2	4169.698	7.18	33.60	42.95	49.01	46.84	74.00	-27.16	peak
3	4824.000	7.91	34.19	43.63	55.21	53.68	74.00	-20.32	peak
4	6756.708	10.80	35.83	42.20	48.23	52.66	74.00	-21.34	peak
5	7236.000	10.07	36.40	41.83	46.35	50.99	74.00	-23.01	peak
6	9648.000	10.77	37.53	38.36	43.49	53.43	74.00	-20.57	peak

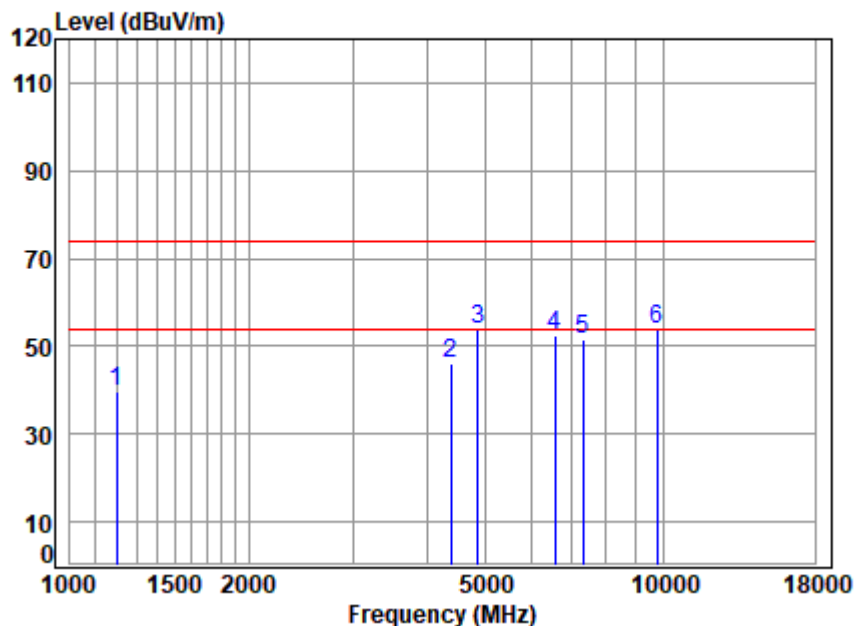
Mode:n; Polarization:Vertical; Modulation:802.11b; bandwidth:20MHz; Channel:Low



Site : chamber
Condition: 3m VERTICAL
Job No : 18098CR\18099CR
Mode : 2412 TX RSE
Note : 2.4G WIFI 11B

	Freq	Cable Loss	Ant Factor	Preamp Factor	Read Level	Level	Limit Line	Over Limit	Remark
	MHz	dB	dB/m	dB	dBuV	dBuV/m	dBuV/m	dB	
1	1687.347	5.24	26.62	40.82	47.64	38.68	74.00	-35.32	peak
2	4392.376	7.44	33.60	43.19	49.36	47.21	74.00	-26.79	peak
3	4824.000	7.91	34.19	43.63	55.39	53.86	74.00	-20.14	peak
4	6451.353	11.45	35.06	42.44	48.40	52.47	74.00	-21.53	peak
5	7236.000	10.07	36.40	41.83	46.97	51.61	74.00	-22.39	peak
6	9648.000	10.77	37.53	38.36	43.07	53.01	74.00	-20.99	peak

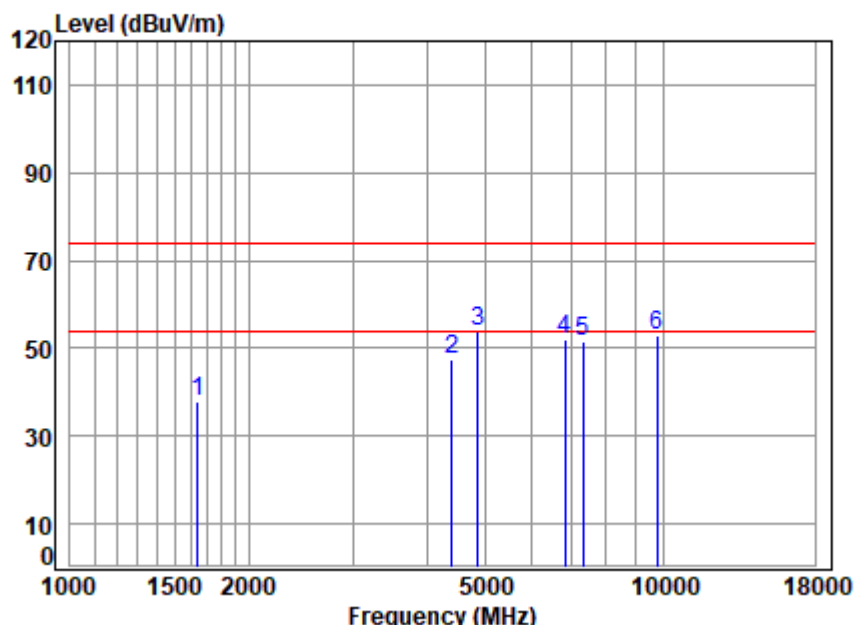
Mode:n; Polarization:Horizontal; Modulation:802.11b; bandwidth:20MHz; Channel:middle



Site : chamber
Condition: 3m HORIZONTAL
Job No : 18098CR\18099CR
Mode : 2437 TX RSE
Note : 2.4G WIFI 11B

	Freq	Cable Loss	Ant Factor	Preamp Factor	Read Level	Level	Limit Line	Over Limit	Remark
	MHz	dB	dB/m	dB	dBuV	dBuV/m	dBuV/m	dB	
1	1199.726	4.42	24.48	40.48	51.23	39.65	74.00	-34.35	peak
2	4392.376	7.44	33.60	43.19	48.19	46.04	74.00	-27.96	peak
3	4874.000	7.96	34.28	43.68	55.10	53.66	74.00	-20.34	peak
4	6564.209	11.35	35.29	42.35	48.28	52.57	74.00	-21.43	peak
5	7311.000	10.05	36.37	41.78	46.71	51.35	74.00	-22.65	peak
6	9748.000	10.82	37.55	38.20	43.66	53.83	74.00	-20.17	peak

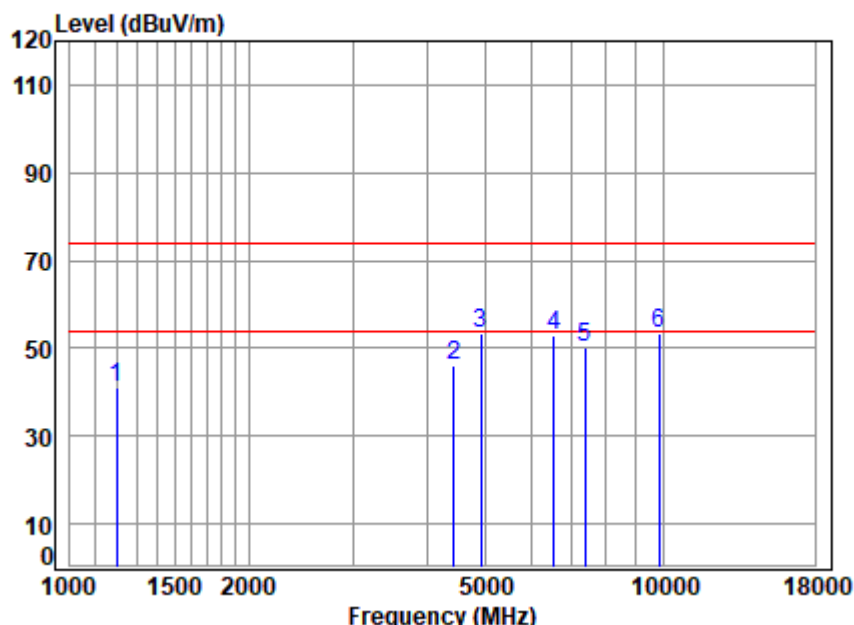
Mode:n; Polarization:Vertical; Modulation:802.11b; bandwidth:20MHz; Channel:middle



Site : chamber
Condition: 3m VERTICAL
Job No : 18098CR\18099CR
Mode : 2437 TX RSE
Note : 2.4G WIFI 11B

	Freq	Cable Loss	Ant Factor	Preamp Factor	Read Level	Level	Limit Line	Over Limit	Remark
	MHz	dB	dB/m	dB	dBuV	dBuV/m	dBuV/m	dB	
1	1639.274	5.30	26.42	40.79	46.93	37.86	74.00	-36.14	peak
2	4405.090	7.46	33.60	43.20	49.57	47.43	74.00	-26.57	peak
3	4874.000	7.96	34.28	43.68	55.32	53.88	74.00	-20.12	peak
4	6835.278	10.58	36.05	42.14	47.63	52.12	74.00	-21.88	peak
5	7311.000	10.05	36.37	41.78	47.05	51.69	74.00	-22.31	peak
6	9748.000	10.82	37.55	38.20	42.74	52.91	74.00	-21.09	peak

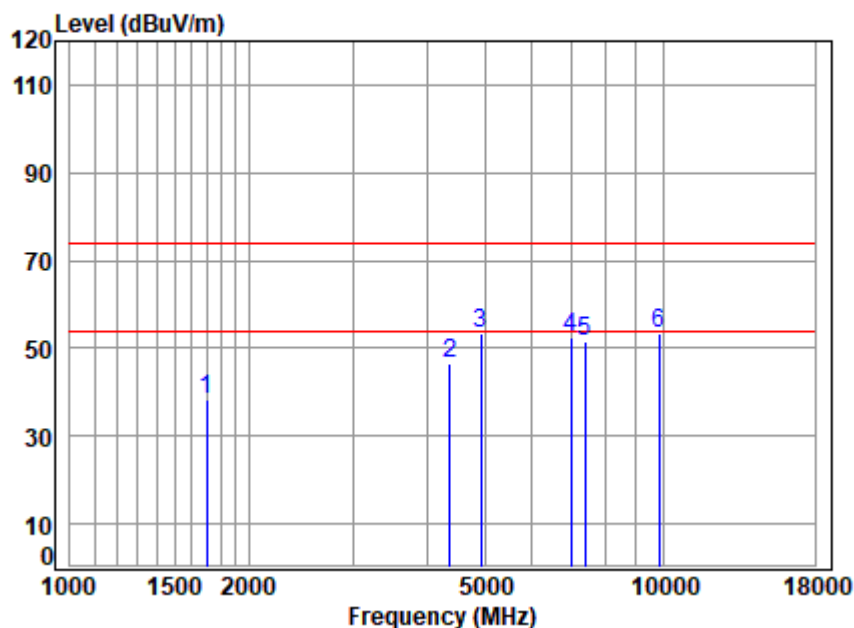
Mode:n; Polarization:Horizontal; Modulation:802.11b; bandwidth:20MHz; Channel:High



Site : chamber
Condition: 3m HORIZONTAL
Job No : 18098CR\18099CR
Mode : 2462 TX RSE
Note : 2.4G WIFI 11B

	Freq	Cable Loss	Ant Factor	Preamp Factor	Read Level	Level	Limit Line	Over Limit	Remark
	MHz	dB	dB/m	dB	dBuV	dBuV/m	dBuV/m	dB	
1	1199.726	4.42	24.48	40.48	52.83	41.25	74.00	-32.75	peak
2	4430.628	7.48	33.60	43.23	48.38	46.23	74.00	-27.77	peak
3	4924.000	8.01	34.37	43.73	54.61	53.26	74.00	-20.74	peak
4	6545.263	11.41	35.23	42.37	48.80	53.07	74.00	-20.93	peak
5	7386.000	10.03	36.34	41.72	45.57	50.22	74.00	-23.78	peak
6	9848.000	10.87	37.57	38.04	42.81	53.21	74.00	-20.79	peak

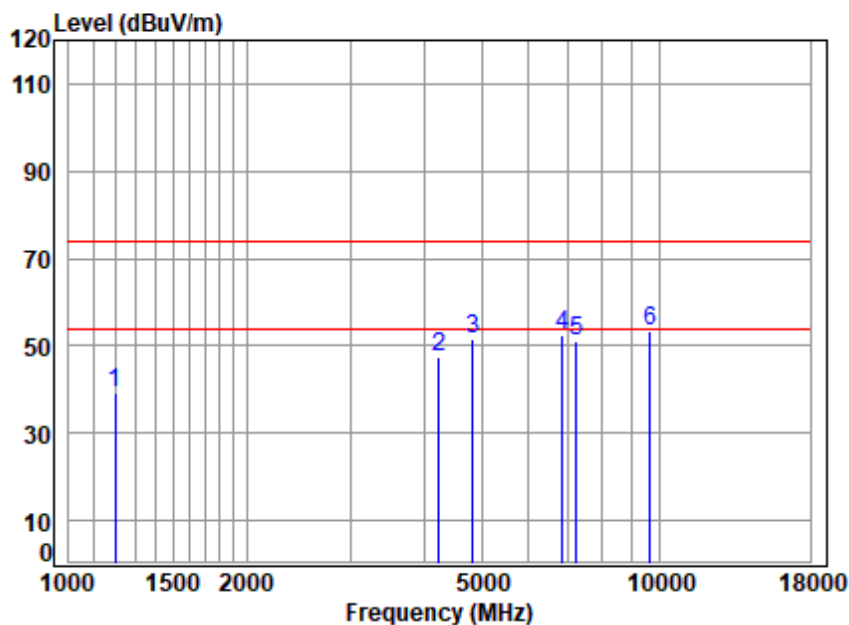
Mode:n; Polarization:Vertical; Modulation:802.11b; bandwidth:20MHz; Channel:High



Site : chamber
Condition: 3m VERTICAL
Job No : 18098CR\18099CR
Mode : 2462 TX RSE
Note : 2.4G WIFI 11B

	Freq	Cable Loss	Ant Factor	Preamp Factor	Read Level	Level	Limit Line	Over Limit	Remark
	MHz	dB	dB/m	dB	dBuV	dBuV/m	dBuV/m	dB	
1	1697.129	5.23	26.66	40.83	47.27	38.33	74.00	-35.67	peak
2	4367.058	7.41	33.60	43.16	48.63	46.48	74.00	-27.52	peak
3	4924.000	8.01	34.37	43.73	54.70	53.35	74.00	-20.65	peak
4	6995.172	10.14	36.49	42.01	47.84	52.46	74.00	-21.54	peak
5	7386.000	10.03	36.34	41.72	47.09	51.74	74.00	-22.26	peak
6	9848.000	10.87	37.57	38.04	42.90	53.30	74.00	-20.70	peak

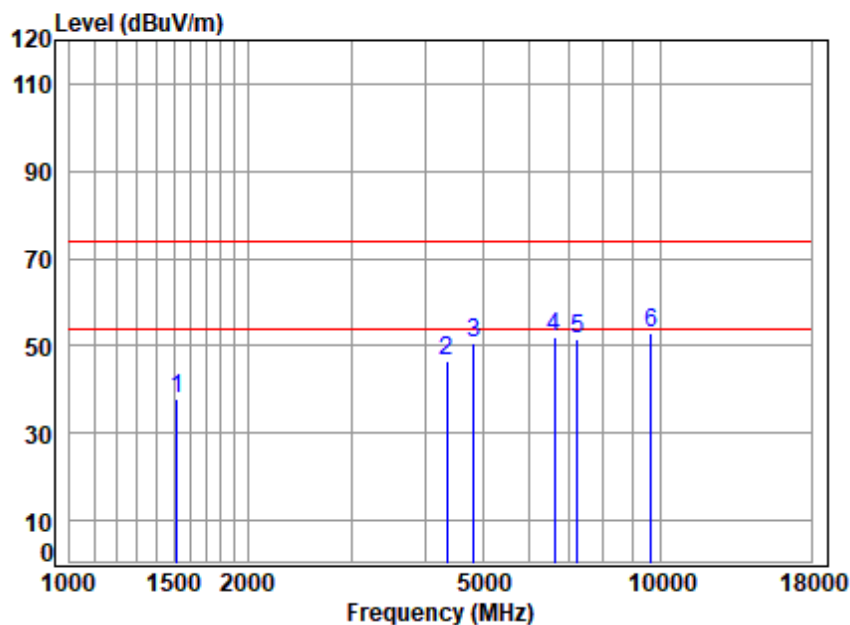
Mode:n; Polarization:Horizontal; Modulation:802.11g; bandwidth:20MHz; Channel:Low



Site : chamber
Condition: 3m HORIZONTAL
Job No : 18098CR\18099CR
Mode : 2412 TX RSE
Note : 2.4G WIFI 11G

	Freq	Cable Loss	Ant Factor	Preamp Factor	Read Level	Level	Limit Line	Over Limit	Remark
	MHz	dB	dB/m	dB	dBuV	dBuV/m	dBuV/m	dB	
1	1199.726	4.42	24.48	40.48	50.85	39.27	74.00	-34.73	peak
2	4230.396	7.26	33.60	43.01	49.62	47.47	74.00	-26.53	peak
3	4824.000	7.91	34.19	43.63	53.20	51.67	74.00	-22.33	peak
4	6855.063	10.53	36.10	42.12	47.92	52.43	74.00	-21.57	peak
5	7236.000	10.07	36.40	41.83	46.69	51.33	74.00	-22.67	peak
6	9648.000	10.77	37.53	38.36	43.38	53.32	74.00	-20.68	peak

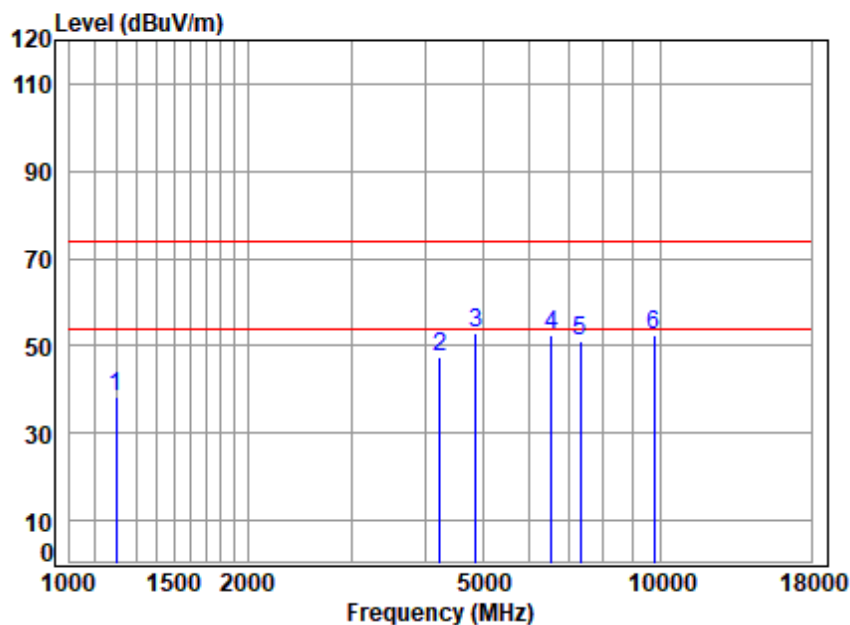
Mode:n; Polarization:Vertical; Modulation:802.11g; bandwidth:20MHz; Channel:Low



Site : chamber
Condition: 3m VERTICAL
Job No : 18098CR\18099CR
Mode : 2412 TX RSE
Note : 2.4G WIFI 11G

	Freq	Cable Loss	Ant Factor	Preamp Factor	Read Level	Level	Limit Line	Over Limit	Remark
	MHz	dB	dB/m	dB	dBuV	dBuV/m	dBuV/m	dB	
1	1516.210	5.46	25.87	40.72	47.26	37.87	74.00	-36.13	peak
2	4354.454	7.40	33.60	43.15	48.68	46.53	74.00	-27.47	peak
3	4824.000	7.91	34.19	43.63	52.22	50.69	74.00	-23.31	peak
4	6621.375	11.19	35.45	42.31	47.91	52.24	74.00	-21.76	peak
5	7236.000	10.07	36.40	41.83	47.12	51.76	74.00	-22.24	peak
6	9648.000	10.77	37.53	38.36	43.10	53.04	74.00	-20.96	peak

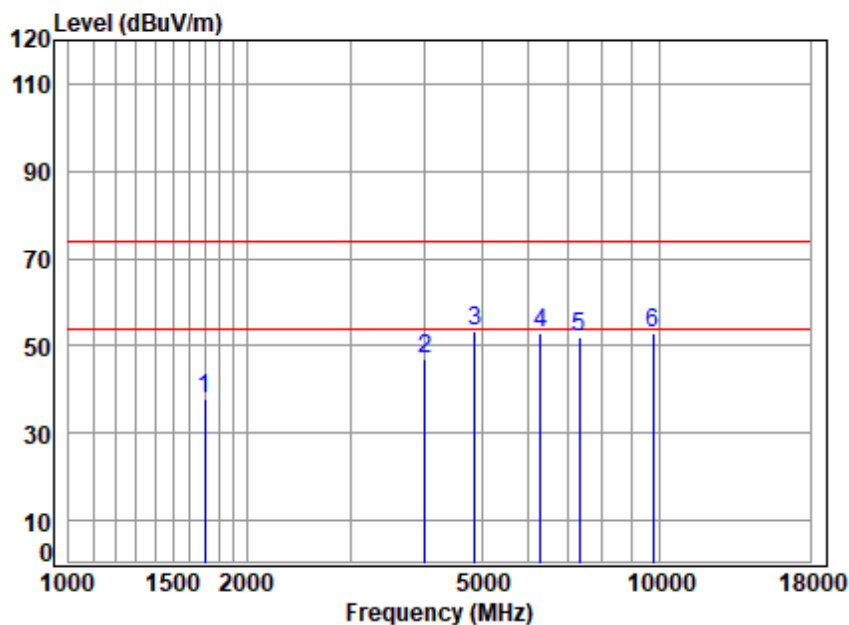
Mode:n; Polarization:Horizontal; Modulation:802.11g; bandwidth:20MHz; Channel:middle



Site : chamber
Condition: 3m HORIZONTAL
Job No : 18098CR\18099CR
Mode : 2437 TX RSE
Note : 2.4G WIFI 11G

	Freq	Cable Loss	Ant Factor	Preamp Factor	Read Level	Level	Limit Line	Over Limit	Remark
	MHz	dB	dB/m	dB	dBuV	dBuV/m	dBuV/m	dB	
1	1199.726	4.42	24.48	40.48	49.98	38.40	74.00	-35.60	peak
2	4230.396	7.26	33.60	43.01	49.44	47.29	74.00	-26.71	peak
3	4874.000	7.96	34.28	43.68	54.28	52.84	74.00	-21.16	peak
4	6545.263	11.41	35.23	42.37	48.42	52.69	74.00	-21.31	peak
5	7311.000	10.05	36.37	41.78	46.65	51.29	74.00	-22.71	peak
6	9748.000	10.82	37.55	38.20	42.22	52.39	74.00	-21.61	peak

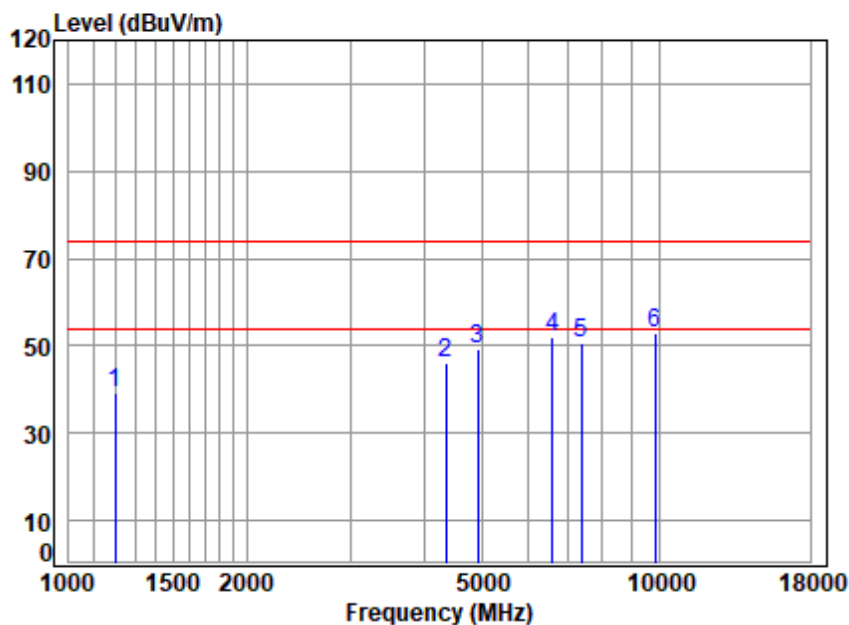
Mode:n; Polarization:Vertical; Modulation:802.11g; bandwidth:20MHz; Channel:middle



Site : chamber
Condition: 3m VERTICAL
Job No : 18098CR\18099CR
Mode : 2437 TX RSE
Note : 2.4G WIFI 11G

		Cable	Ant	Preamp	Read		Limit	Over	
	Freq	Loss	Factor	Factor	Level	Level	Line	Limit	Remark
	MHz	dB	dB/m	dB	dBuV	dBuV/m	dBuV/m	dB	
1	1697.129	5.23	26.66	40.83	46.59	37.65	74.00	-36.35	peak
2	4004.339	6.99	33.60	42.76	49.19	47.02	74.00	-26.98	peak
3	4874.000	7.96	34.28	43.68	54.98	53.54	74.00	-20.46	peak
4	6285.695	11.13	34.93	42.58	49.39	52.87	74.00	-21.13	peak
5	7311.000	10.05	36.37	41.78	47.18	51.82	74.00	-22.18	peak
6	9748.000	10.82	37.55	38.20	42.88	53.05	74.00	-20.95	peak

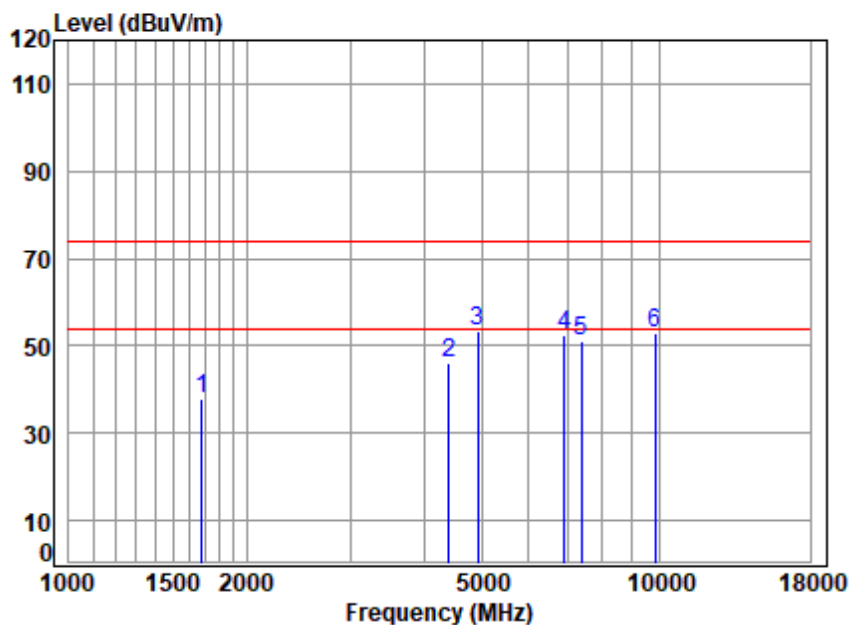
Mode:n; Polarization:Horizontal; Modulation:802.11g; bandwidth:20MHz; Channel:High



Site : chamber
Condition: 3m HORIZONTAL
Job No : 18098CR\18099CR
Mode : 2462 TX RSE
Note : 2.4G WIFI 11G

	Freq	Cable Loss	Ant Factor	Preamp Factor	Read Level	Level	Limit Line	Over Limit	Remark
	MHz	dB	dB/m	dB	dBuV	dBuV/m	dBuV/m	dB	
1	1199.726	4.42	24.48	40.48	50.59	39.01	74.00	-34.99	peak
2	4354.454	7.40	33.60	43.15	48.16	46.01	74.00	-27.99	peak
3	4924.000	8.01	34.37	43.73	50.78	49.43	74.00	-24.57	peak
4	6602.265	11.24	35.39	42.32	47.60	51.91	74.00	-22.09	peak
5	7386.000	10.03	36.34	41.72	46.13	50.78	74.00	-23.22	peak
6	9848.000	10.87	37.57	38.04	42.36	52.76	74.00	-21.24	peak

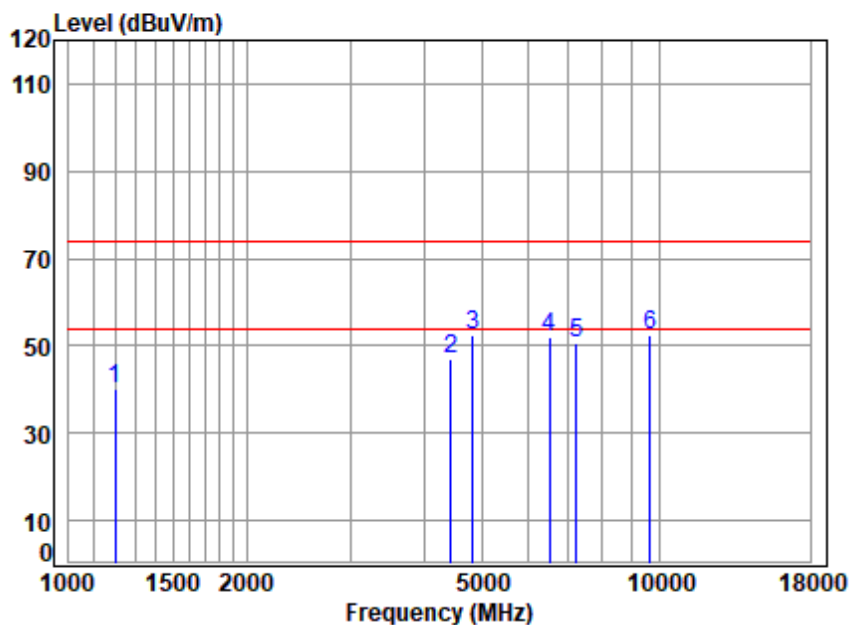
Mode:n; Polarization:Vertical; Modulation:802.11g; bandwidth:20MHz; Channel:High



Site : chamber
Condition: 3m VERTICAL
Job No : 18098CR\18099CR
Mode : 2462 TX RSE
Note : 2.4G WIFI 11G

	Freq	Cable Loss	Ant Factor	Preamp Factor	Read Level	Level	Limit Line	Over Limit	Remark
	MHz	dB	dB/m	dB	dBuV	dBuV/m	dBuV/m	dB	
1	1677.621	5.25	26.58	40.82	46.77	37.78	74.00	-36.22	peak
2	4405.090	7.46	33.60	43.20	48.37	46.23	74.00	-27.77	peak
3	4924.000	8.01	34.37	43.73	54.69	53.34	74.00	-20.66	peak
4	6894.806	10.42	36.21	42.09	48.04	52.58	74.00	-21.42	peak
5	7386.000	10.03	36.34	41.72	46.42	51.07	74.00	-22.93	peak
6	9848.000	10.87	37.57	38.04	42.61	53.01	74.00	-20.99	peak

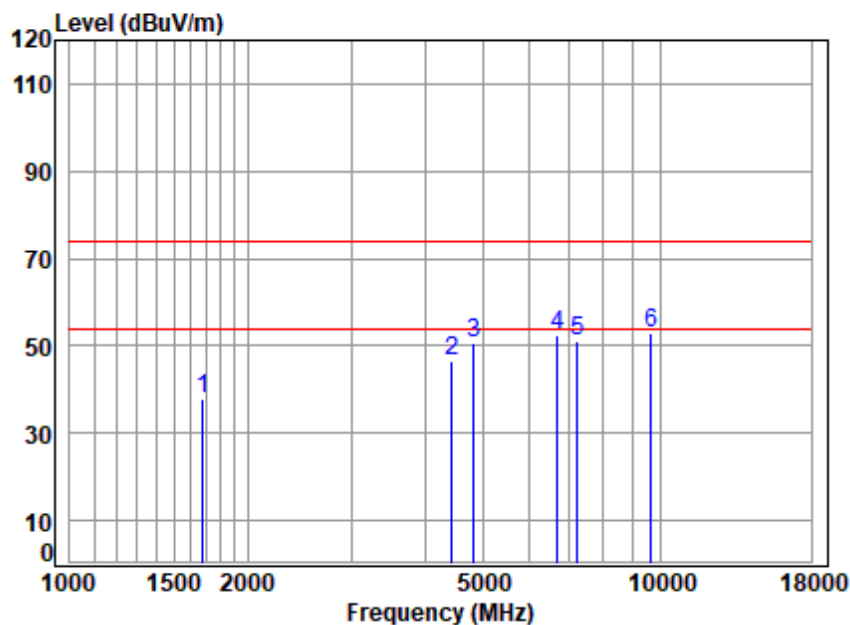
Mode:n; Polarization:Horizontal; Modulation:802.11n; bandwidth:20MHz; Channel:Low



Site : chamber
Condition: 3m HORIZONTAL
Job No : 18098CR\18099CR
Mode : 2412 TX RSE
Note : 2.4G WIFI 11N20

		Cable	Ant	Preamp	Read		Limit	Over	
	Freq	Loss	Factor	Factor	Level	Level	Line	Limit	Remark
	MHz	dB	dB/m	dB	dBuV	dBuV/m	dBuV/m	dB	
1	1199.726	4.42	24.48	40.48	51.64	40.06	74.00	-33.94	peak
2	4443.453	7.50	33.60	43.25	49.36	47.21	74.00	-26.79	peak
3	4824.000	7.91	34.19	43.63	53.90	52.37	74.00	-21.63	peak
4	6507.536	11.52	35.12	42.40	47.64	51.88	74.00	-22.12	peak
5	7236.000	10.07	36.40	41.83	45.93	50.57	74.00	-23.43	peak
6	9648.000	10.77	37.53	38.36	42.68	52.62	74.00	-21.38	peak

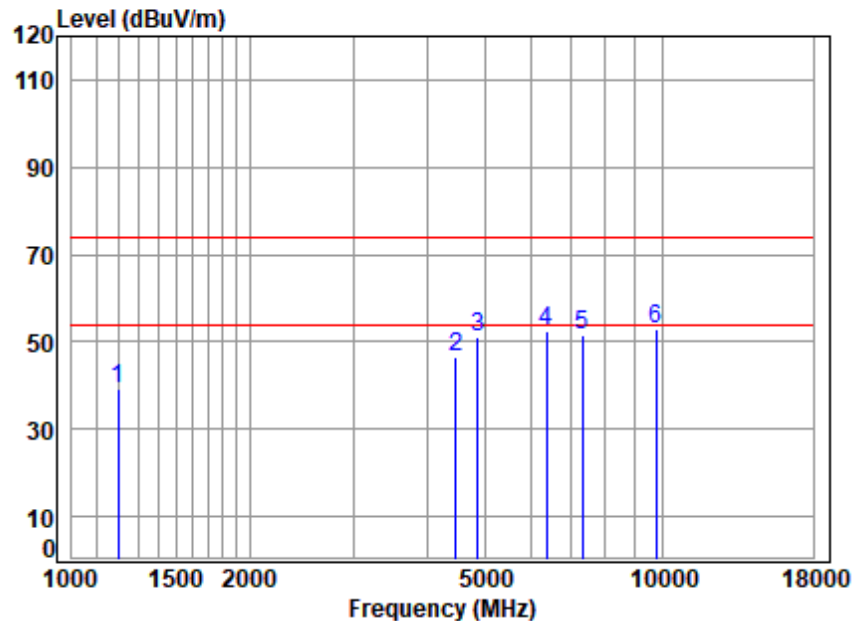
Mode:n; Polarization:Vertical; Modulation:802.11n; bandwidth:20MHz; Channel:Low



Site : chamber
Condition: 3m VERTICAL
Job No : 18098CR\18099CR
Mode : 2412 TX RSE
Note : 2.4G WIFI 11N20

	Freq	Cable Loss	Ant Factor	Preamp Factor	Read Level	Level	Limit Line	Over Limit	Remark
	MHz	dB	dB/m	dB	dBuV	dBuV/m	dBuV/m	dB	
1	1682.477	5.25	26.60	40.82	46.98	38.01	74.00	-35.99	peak
2	4443.453	7.50	33.60	43.25	48.64	46.49	74.00	-27.51	peak
3	4824.000	7.91	34.19	43.63	52.31	50.78	74.00	-23.22	peak
4	6698.373	10.97	35.67	42.24	48.14	52.54	74.00	-21.46	peak
5	7236.000	10.07	36.40	41.83	46.43	51.07	74.00	-22.93	peak
6	9648.000	10.77	37.53	38.36	42.98	52.92	74.00	-21.08	peak

Mode:n; Polarization:Horizontal; Modulation:802.11n; bandwidth:20MHz; Channel:middle

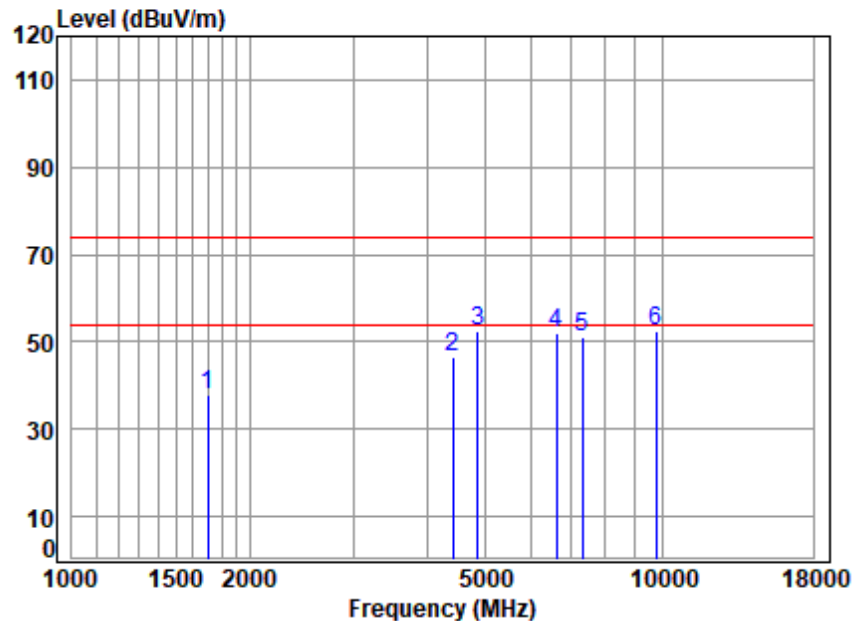


Site : chamber
Condition: 3m HORIZONTAL
Job No : 18098CR\18099CR
Mode : 2437 TX RSE
Note : 2.4G WIFI 11N20

	Freq	Cable Loss	Ant Factor	Preamp Factor	Read Level	Level	Limit Line	Over Limit	Remark
	MHz	dB	dB/m	dB	dBuV	dBuV/m	dBuV/m	dB	
1	1199.726	4.42	24.48	40.48	50.86	39.28	74.00	-34.72	peak
2	4469.214	7.53	33.60	43.27	48.87	46.73	74.00	-27.27	peak
3	4874.000	7.96	34.28	43.68	52.62	51.18	74.00	-22.82	peak
4	6377.195	11.31	35.00	42.51	48.85	52.65	74.00	-21.35	peak
5	7311.000	10.05	36.37	41.78	46.71	51.35	74.00	-22.65	peak
6	9748.000	10.82	37.55	38.20	42.77	52.94	74.00	-21.06	peak



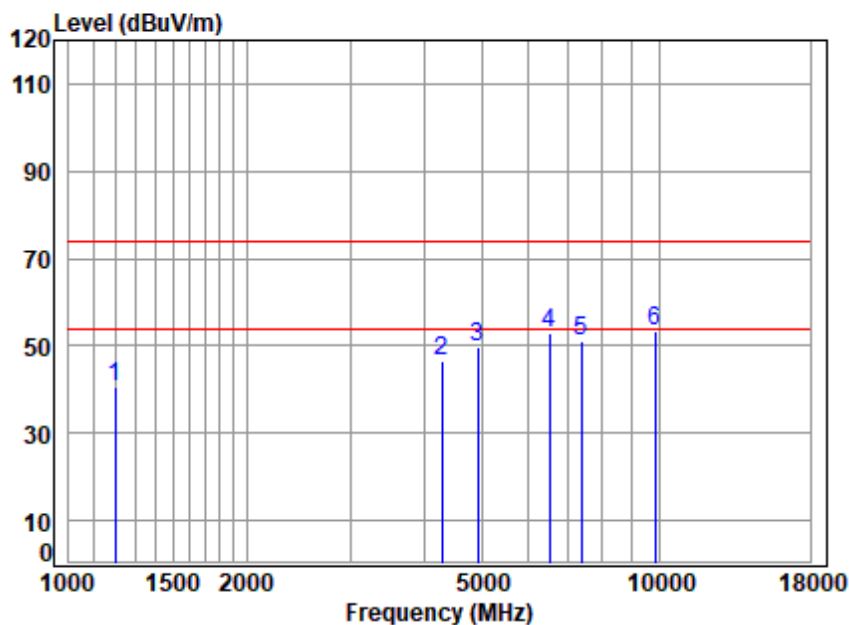
Mode:n; Polarization:Vertical; Modulation:802.11n; bandwidth:20MHz; Channel:middle



Site : chamber
Condition: 3m VERTICAL
Job No : 18098CR\18099CR
Mode : 2437 TX RSE
Note : 2.4G WIFI 11N20

	Freq	Cable Loss	Ant Factor	Preamp Factor	Read Level	Level	Limit Line	Over Limit	Remark
	MHz	dB	dB/m	dB	dBuV	dBuV/m	dBuV/m	dB	
1	1697.129	5.23	26.66	40.83	46.70	37.76	74.00	-36.24	peak
2	4417.841	7.47	33.60	43.22	48.79	46.64	74.00	-27.36	peak
3	4874.000	7.96	34.28	43.68	54.12	52.68	74.00	-21.32	peak
4	6621.375	11.19	35.45	42.31	47.58	51.91	74.00	-22.09	peak
5	7311.000	10.05	36.37	41.78	46.35	50.99	74.00	-23.01	peak
6	9748.000	10.82	37.55	38.20	42.09	52.26	74.00	-21.74	peak

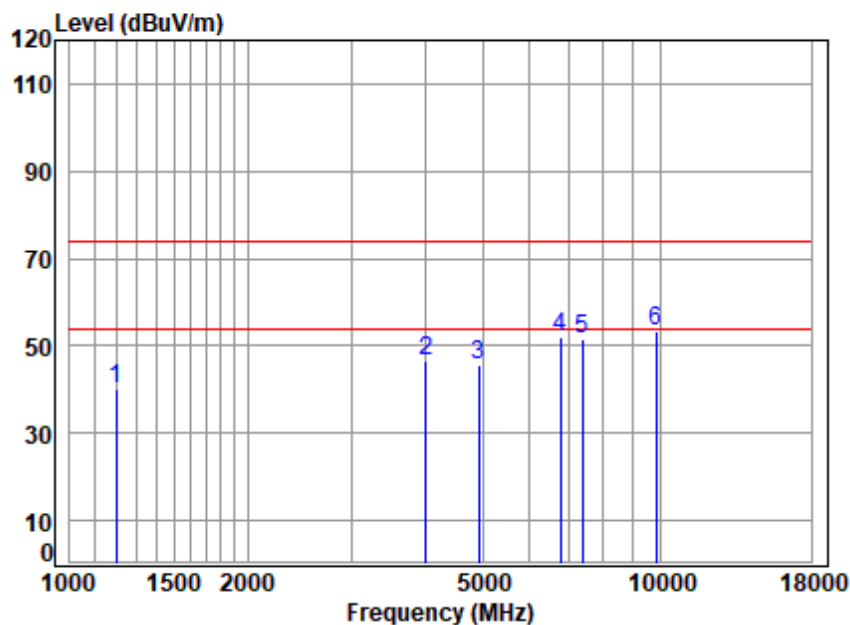
Mode:n; Polarization:Horizontal; Modulation:802.11n; bandwidth:20MHz; Channel:High



Site : chamber
Condition: 3m HORIZONTAL
Job No : 18098CR\18099CR
Mode : 2462 TX RSE
Note : 2.4G WIFI 11N20

	Freq	Cable Loss	Ant Factor	Preamplifier Factor	Read Level	Level	Limit Line	Over Limit	Remark
	MHz	dB	dB/m	dB	dBuV	dBuV/m	dBuV/m	dB	
1	1199.726	4.42	24.48	40.48	52.08	40.50	74.00	-33.50	peak
2	4291.977	7.33	33.60	43.08	48.58	46.43	74.00	-27.57	peak
3	4924.000	8.01	34.37	43.73	51.00	49.65	74.00	-24.35	peak
4	6507.536	11.52	35.12	42.40	48.73	52.97	74.00	-21.03	peak
5	7386.000	10.03	36.34	41.72	46.65	51.30	74.00	-22.70	peak
6	9848.000	10.87	37.57	38.04	43.03	53.43	74.00	-20.57	peak

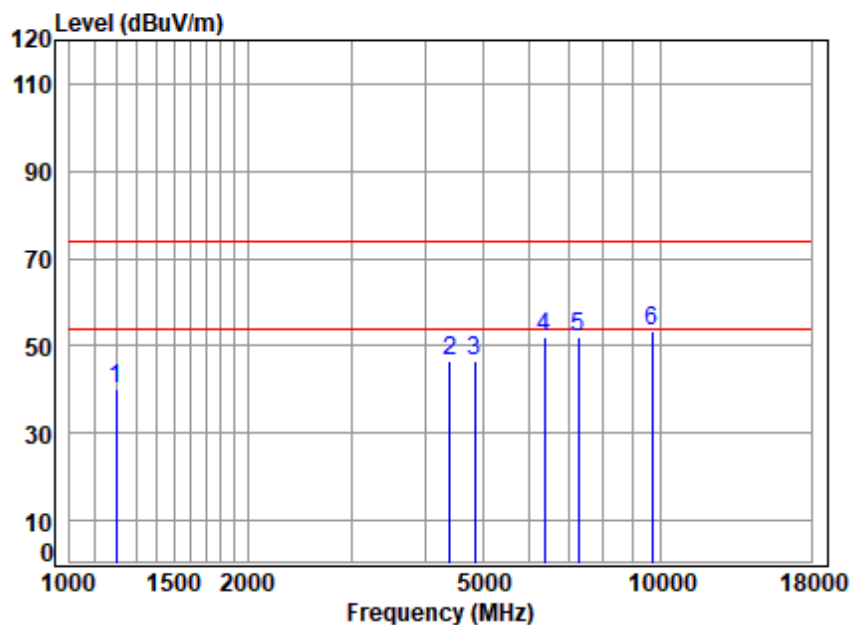
Mode:n; Polarization:Vertical; Modulation:802.11n; bandwidth:20MHz; Channel:High



Site : chamber
Condition: 3m Vertical
Job No : 18098CR\18099CR
Mode : 2462 TX RSE
Note : 2.4G WIFI 11N20

		Cable	Ant	Preamp	Read		Limit	Over	
	Freq	Loss	Factor	Factor	Level	Level	Line	Limit	Remark
	MHz	dB	dB/m	dB	dBuV	dBuV/m	dBuV/m	dB	
1	1199.726	4.42	24.48	40.48	51.65	40.07	74.00	-33.93	peak
2	4004.339	6.99	33.60	42.76	48.53	46.36	74.00	-27.64	peak
3	4924.000	8.01	34.37	43.73	47.12	45.77	74.00	-28.23	peak
4	6776.265	10.75	35.89	42.18	47.71	52.17	74.00	-21.83	peak
5	7386.000	10.03	36.34	41.72	46.71	51.36	74.00	-22.64	peak
6	9848.000	10.87	37.57	38.04	42.91	53.31	74.00	-20.69	peak

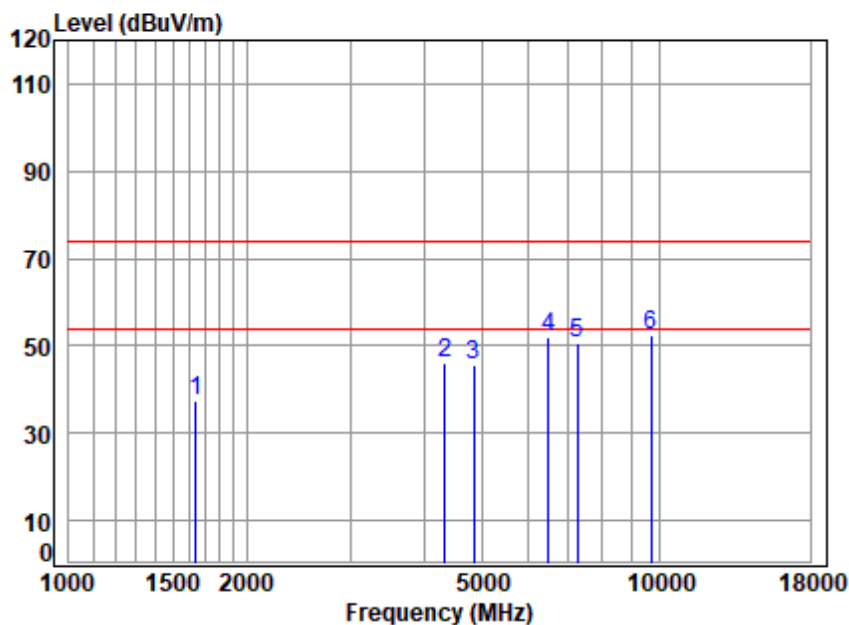
Mode:n; Polarization:Horizontal; Modulation:802.11n; bandwidth:40MHz; Channel:Low



Site : chamber
Condition: 3m HORIZONTAL
Job No : 18098CR\18099CR
Mode : 2422 TX RSE
Note : 2.4G WIFI 11N40

		Cable	Ant	Preamp	Read		Limit	Over	
	Freq	Loss	Factor	Factor	Level	Level	Line	Limit	Remark
	MHz	dB	dB/m	dB	dBuV	dBuV/m	dBuV/m	dB	
1	1199.726	4.42	24.48	40.48	51.50	39.92	74.00	-34.08	peak
2	4405.090	7.46	33.60	43.20	48.47	46.33	74.00	-27.67	peak
3	4844.000	7.93	34.23	43.65	48.18	46.69	74.00	-27.31	peak
4	6377.195	11.31	35.00	42.51	48.25	52.05	74.00	-21.95	peak
5	7266.000	10.06	36.39	41.81	47.19	51.83	74.00	-22.17	peak
6	9688.000	10.79	37.54	38.30	43.32	53.35	74.00	-20.65	peak

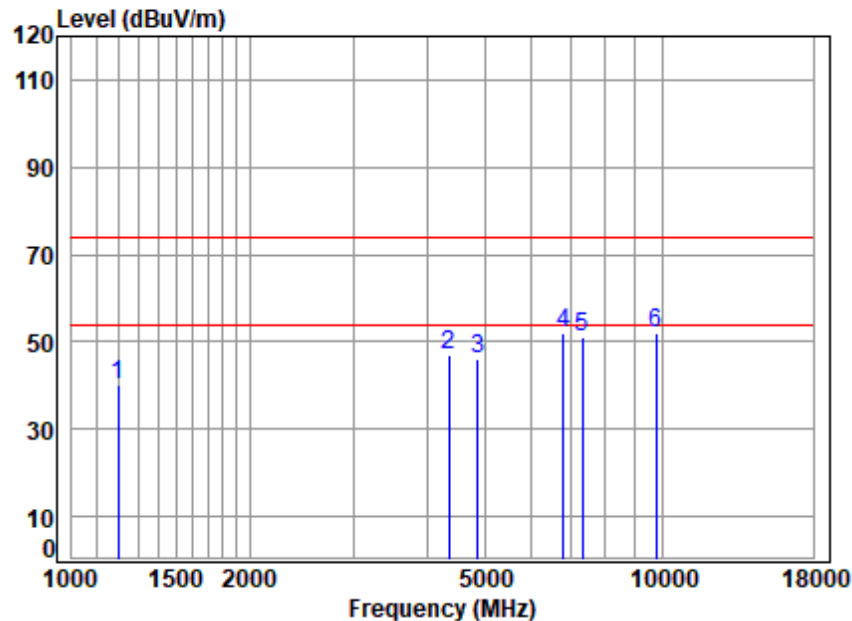
Mode:n; Polarization:Vertical; Modulation:802.11n; bandwidth:40MHz; Channel:Low



Site : chamber
Condition: 3m VERTICAL
Job No : 18098CR\18099CR
Mode : 2422 TX RSE
Note : 2.4G WIFI 11N40

		Cable	Ant	Preamp	Read		Limit	Over	
	Freq	Loss	Factor	Factor	Level	Level	Line	Limit	Remark
	MHz	dB	dB/m	dB	dBuV	dBuV/m	dBuV/m	dB	
1	1639.274	5.30	26.42	40.79	46.59	37.52	74.00	-36.48	peak
2	4341.886	7.38	33.60	43.14	48.45	46.29	74.00	-27.71	peak
3	4844.000	7.93	34.23	43.65	47.02	45.53	74.00	-28.47	peak
4	6488.754	11.52	35.09	42.41	47.95	52.15	74.00	-21.85	peak
5	7266.000	10.06	36.39	41.81	46.00	50.64	74.00	-23.36	peak
6	9688.000	10.79	37.54	38.30	42.45	52.48	74.00	-21.52	peak

Mode:n; Polarization:Horizontal; Modulation:802.11n; bandwidth:40MHz; Channel:middle

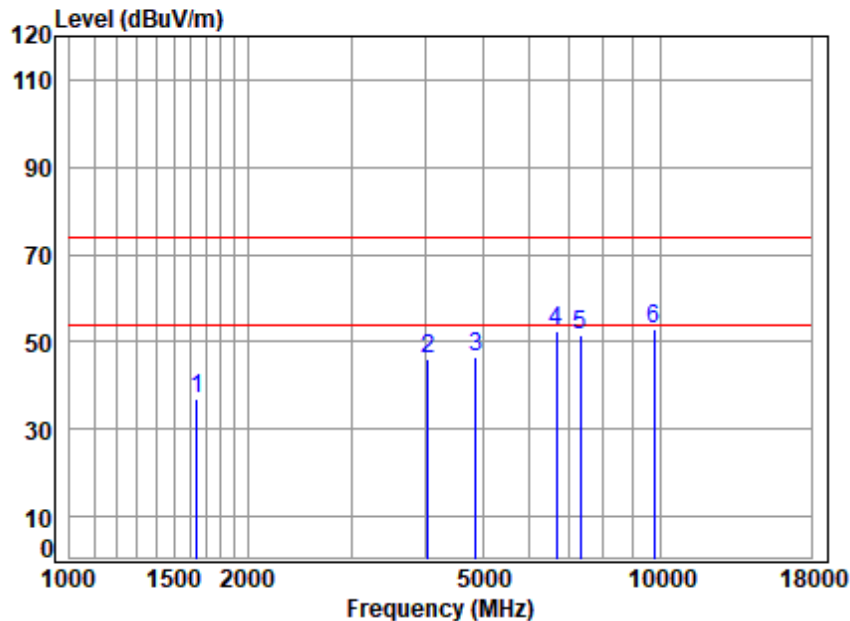


Site : chamber
Condition: 3m HORIZONTAL
Job No : 18098CR\18099CR
Mode : 2437 TX RSE
Note : 2.4G WIFI 11N40

		Cable	Ant	Preamp	Read		Limit	Over	
	Freq	Loss	Factor	Factor	Level	Level	Line	Limit	Remark
	MHz	dB	dB/m	dB	dBuV	dBuV/m	dBuV/m	dB	
1	1199.726	4.42	24.48	40.48	51.53	39.95	74.00	-34.05	peak
2	4354.454	7.40	33.60	43.15	48.92	46.77	74.00	-27.23	peak
3	4874.000	7.96	34.28	43.68	47.54	46.10	74.00	-27.90	peak
4	6795.879	10.69	35.94	42.17	47.59	52.05	74.00	-21.95	peak
5	7311.000	10.05	36.37	41.78	46.68	51.32	74.00	-22.68	peak
6	9748.000	10.82	37.55	38.20	42.02	52.19	74.00	-21.81	peak



Mode:n; Polarization:Vertical; Modulation:802.11n; bandwidth:40MHz; Channel:middle

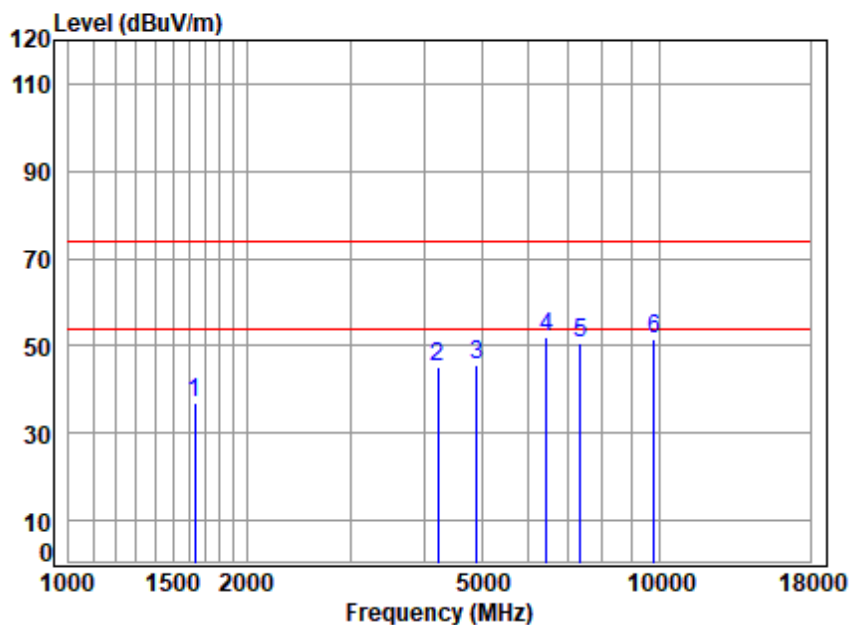


Site : chamber
Condition: 3m VERTICAL
Job No : 18098CR\18099CR
Mode : 2437 TX RSE
Note : 2.4G WIFI 11N40

		Cable	Ant	Preamp	Read		Limit	Over	
	Freq	Loss	Factor	Factor	Level	Level	Line	Limit	Remark
	MHz	dB	dB/m	dB	dBuV	dBuV/m	dBuV/m	dB	
1	1639.274	5.30	26.42	40.79	46.19	37.12	74.00	-36.88	peak
2	4039.212	7.03	33.60	42.80	48.43	46.26	74.00	-27.74	peak
3	4874.000	7.96	34.28	43.68	47.77	46.33	74.00	-27.67	peak
4	6659.763	11.08	35.56	42.28	47.91	52.27	74.00	-21.73	peak
5	7311.000	10.05	36.37	41.78	47.13	51.77	74.00	-22.23	peak
6	9748.000	10.82	37.55	38.20	42.82	52.99	74.00	-21.01	peak



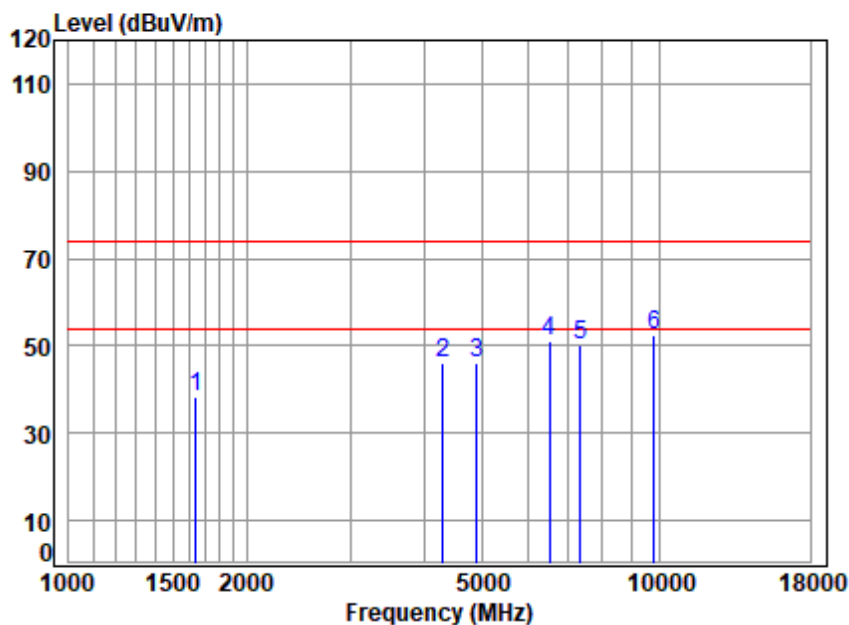
Mode:n; Polarization:Horizontal; Modulation:802.11n; bandwidth:40MHz; Channel:High



Site : chamber
Condition: 3m HORIZONTAL
Job No : 18098CR\18099CR
Mode : 2452 TX RSE
Note : 2.4G WIFI 11N40

	Freq	Cable Loss	Ant Factor	Preamp Factor	Read Level	Level	Limit Line	Over Limit	Remark
	MHz	dB	dB/m	dB	dBuV	dBuV/m	dBuV/m	dB	
1	1634.543	5.31	26.40	40.79	45.89	36.81	74.00	-37.19	peak
2	4218.186	7.24	33.60	43.00	47.13	44.97	74.00	-29.03	peak
3	4904.000	7.99	34.33	43.71	46.94	45.55	74.00	-28.45	peak
4	6432.732	11.41	35.05	42.46	47.96	51.96	74.00	-22.04	peak
5	7356.000	10.04	36.36	41.75	45.80	50.45	74.00	-23.55	peak
6	9808.000	10.85	37.56	38.10	41.35	51.66	74.00	-22.34	peak

Mode:n; Polarization:Vertical; Modulation:802.11n; bandwidth:40MHz; Channel:High



Site : chamber
Condition: 3m VERTICAL
Job No : 18098CR\18099CR
Mode : 2452 TX RSE
Note : 2.4G WIFI 11N40

	Freq	Cable Loss	Ant Factor	Preamp Factor	Read Level	Level	Limit Line	Over Limit	Remark
	MHz	dB	dB/m	dB	dBuV	dBuV/m	dBuV/m	dB	
1	1639.274	5.30	26.42	40.79	47.29	38.22	74.00	-35.78	peak
2	4304.400	7.34	33.60	43.10	48.24	46.08	74.00	-27.92	peak
3	4904.000	7.99	34.33	43.71	47.34	45.95	74.00	-28.05	peak
4	6526.373	11.46	35.18	42.38	47.07	51.33	74.00	-22.67	peak
5	7356.000	10.04	36.36	41.75	45.52	50.17	74.00	-23.83	peak
6	9808.000	10.85	37.56	38.10	42.07	52.38	74.00	-21.62	peak



8 Photographs

8.1 Test Setup

Please refer to setup photos.

8.2 EUT Constructional Details (EUT Photos)

Please Refer to external and internal photos for details.



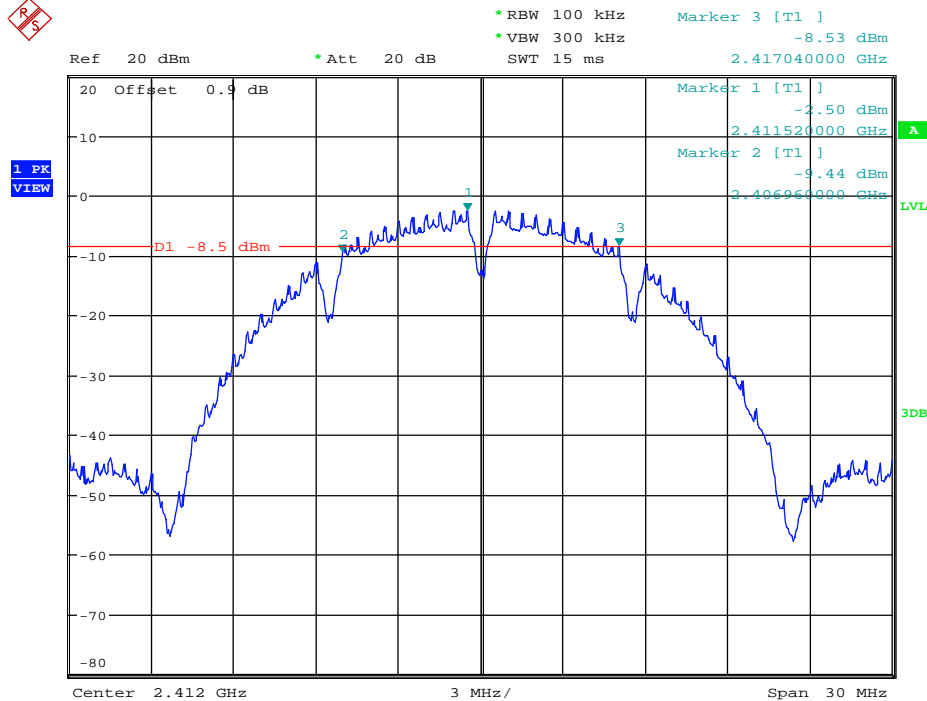
9 Appendix

9.1 Appendix 15.247

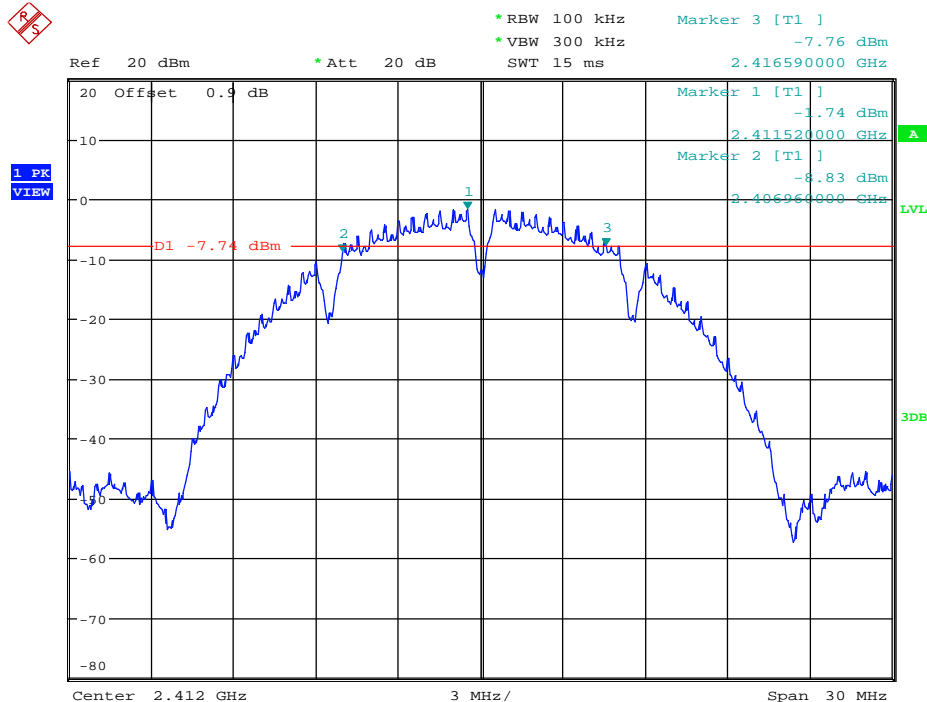
1.6dB Bandwidth

Test mode:	Test Channel	Ant	EBW[MHz]	Limit[MHz]	Verdict
11B	2412	Ant1	10.080	>=0.5	PASS
11B	2412	Ant2	9.630	>=0.5	PASS
11B	2437	Ant1	10.110	>=0.5	PASS
11B	2437	Ant2	9.630	>=0.5	PASS
11B	2462	Ant1	9.600	>=0.5	PASS
11B	2462	Ant2	10.050	>=0.5	PASS
11G	2412	Ant1	15.150	>=0.5	PASS
11G	2412	Ant2	15.150	>=0.5	PASS
11G	2437	Ant1	15.150	>=0.5	PASS
11G	2437	Ant2	15.150	>=0.5	PASS
11G	2462	Ant1	15.180	>=0.5	PASS
11G	2462	Ant2	15.150	>=0.5	PASS
11N20SISO	2412	Ant1	15.180	>=0.5	PASS
11N20SISO	2412	Ant2	15.750	>=0.5	PASS
11N20SISO	2437	Ant1	15.150	>=0.5	PASS
11N20SISO	2437	Ant2	15.150	>=0.5	PASS
11N20SISO	2462	Ant1	15.150	>=0.5	PASS
11N20SISO	2462	Ant2	15.150	>=0.5	PASS
11N40SISO	2422	Ant1	35.220	>=0.5	PASS
11N40SISO	2422	Ant2	35.220	>=0.5	PASS
11N40SISO	2437	Ant1	35.220	>=0.5	PASS
11N40SISO	2437	Ant2	35.220	>=0.5	PASS
11N40SISO	2452	Ant1	35.220	>=0.5	PASS
11N40SISO	2452	Ant2	35.220	>=0.5	PASS

6dB Bandwidth_11B_2412_Ant1



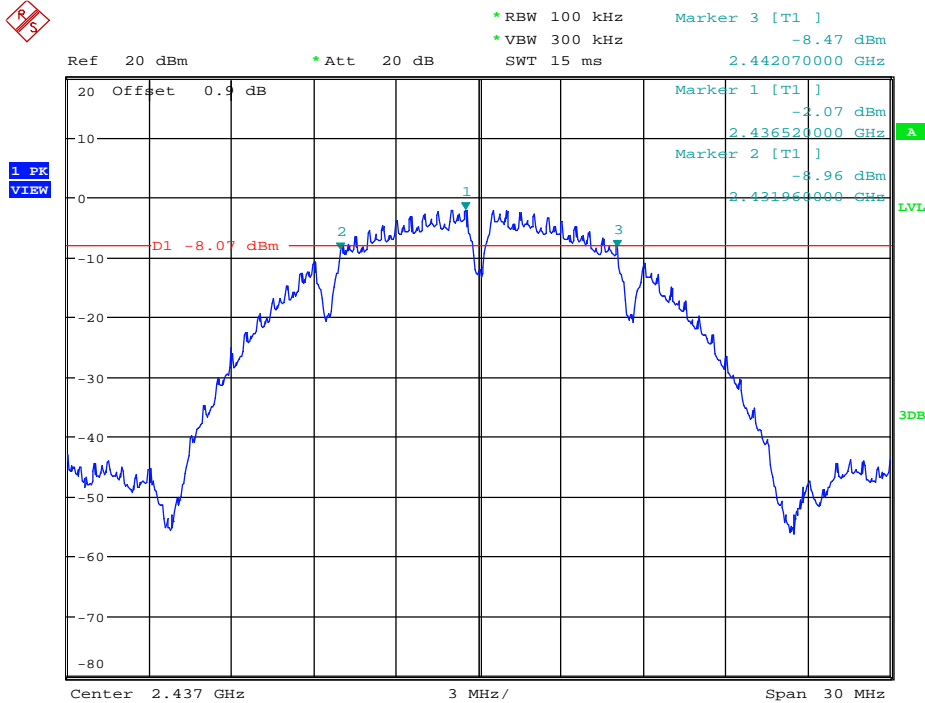
6dB Bandwidth_11B_2412_Ant2



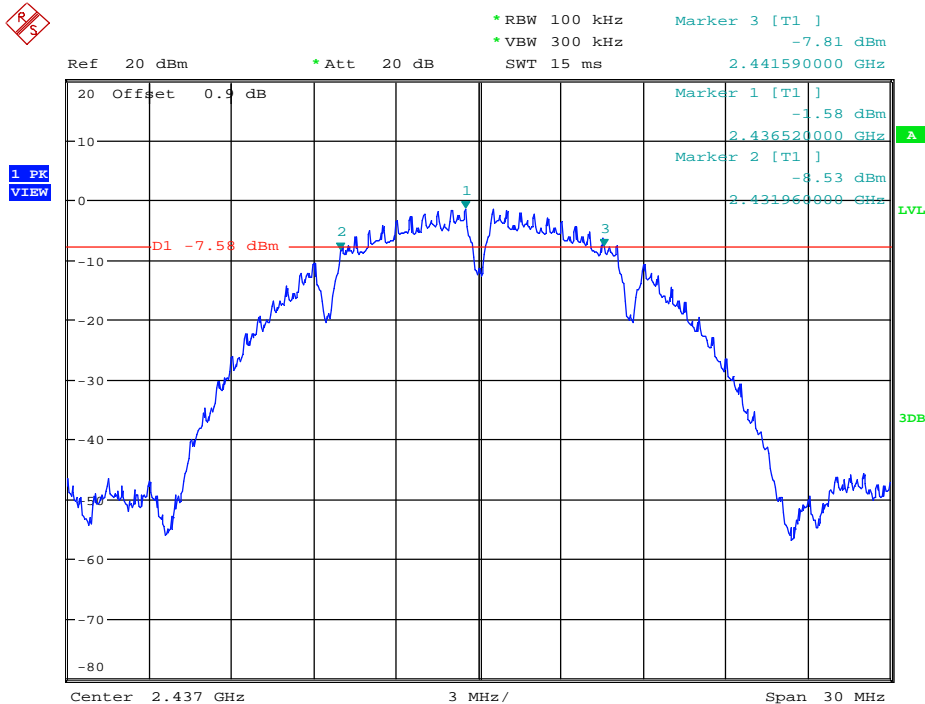
Unless otherwise agreed in writing, this document is issued by the Company subject to its General Conditions of Service printed overleaf, available on request or accessible at <http://www.sgs.com/en/Terms-and-Conditions.aspx> and, for electronic format documents, subject to Terms and Conditions for Electronic Documents at <http://www.sgs.com/en/Terms-and-Conditions/Terms-e-Documents.aspx>. Attention is drawn to the limitation of liability, indemnification and jurisdiction issues defined therein. Any holder of this document is advised that information contained hereon reflects the Company's findings at the time of its intervention only and within the limits of Client's instructions, if any. The Company's sole responsibility is to its Client and this document does not exonerate parties to a transaction from exercising all their rights and obligations under the transaction documents. This document cannot be reproduced except in full, without prior written approval of the Company. Any unauthorized alteration, forgery or falsification of the content or appearance of this document is unlawful and offenders may be prosecuted to the fullest extent of the law. Unless otherwise stated the results shown in this test report refer only to the sample(s) tested and such sample(s) are retained for 30 days only.

Attention: To check the authenticity of testing / inspection report & certificate, please contact us at telephone: (86-755) 83071443, or email: CN.Doccheck@sgs.com

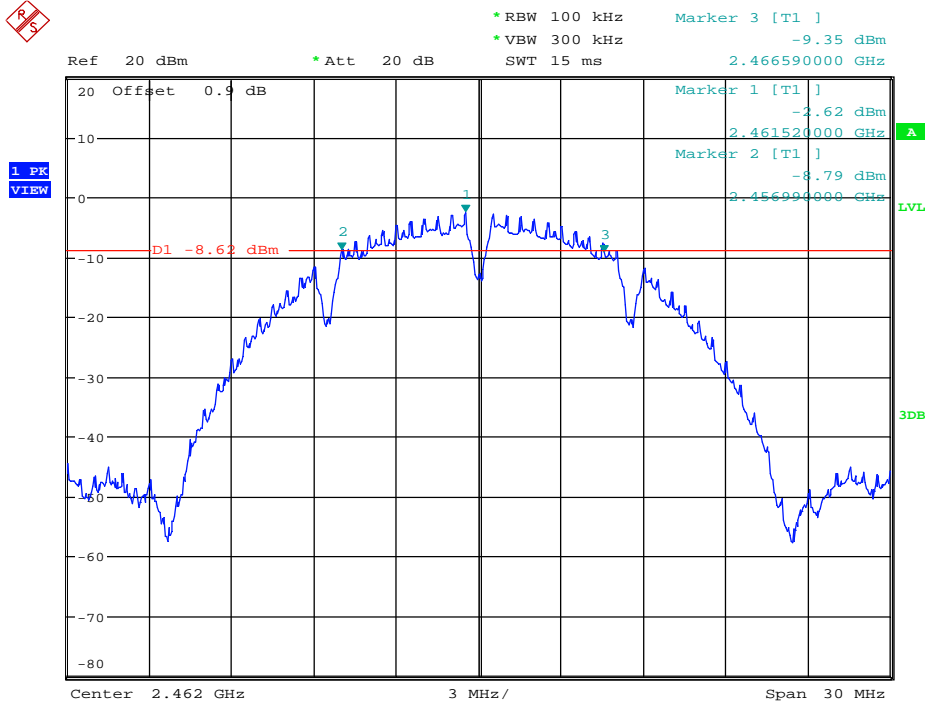
6dB Bandwidth_11B_2437_Ant1



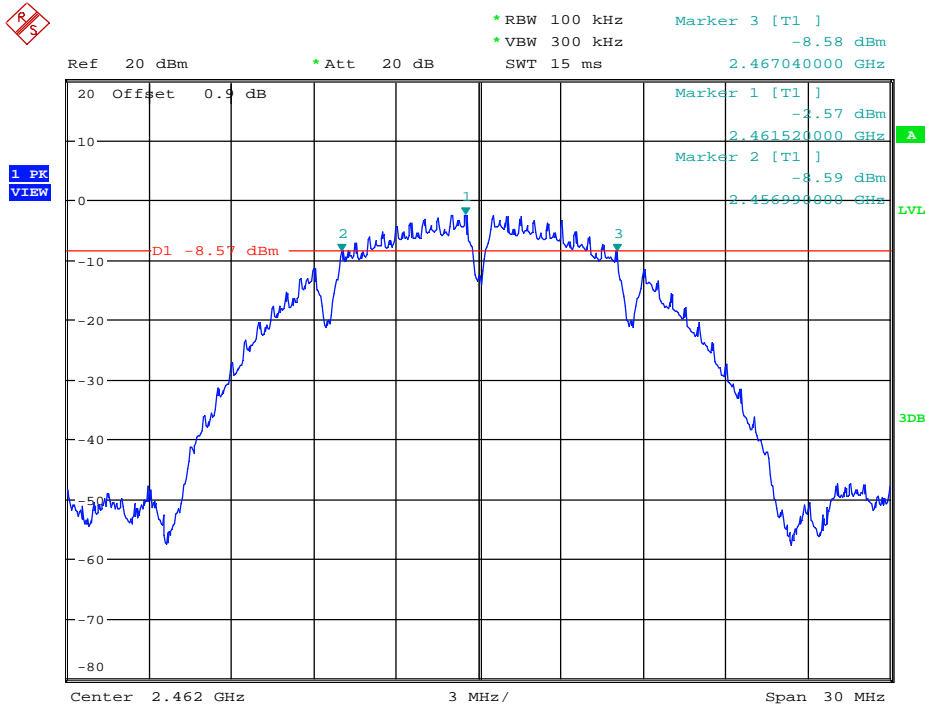
6dB Bandwidth_11B_2437_Ant2



6dB Bandwidth_11B_2462_Ant1

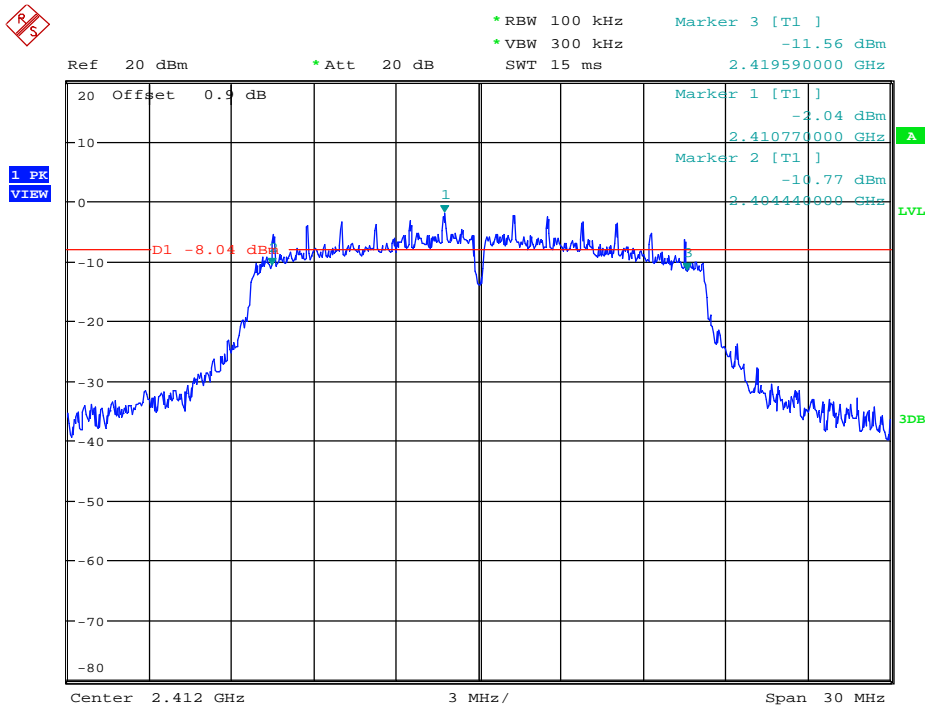


6dB Bandwidth_11B_2462_Ant2

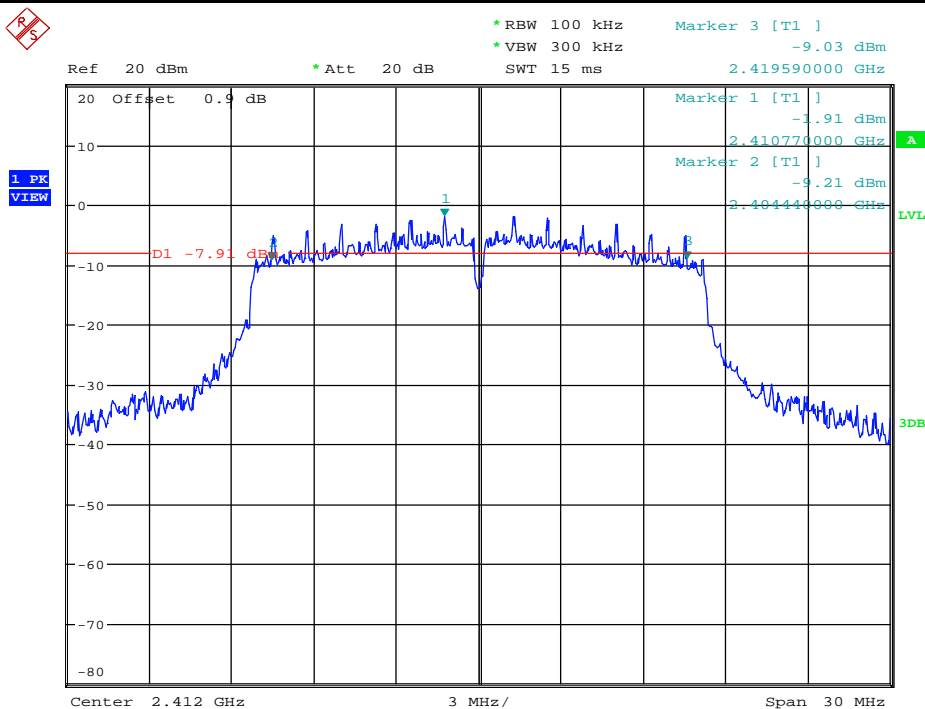


Unless otherwise agreed in writing, this document is issued by the Company subject to its General Conditions of Service printed overleaf, available on request or accessible at <http://www.sgs.com/en/Terms-and-Conditions.aspx> and, for electronic format documents, subject to Terms and Conditions for Electronic Documents at <http://www.sgs.com/en/Terms-and-Conditions/Terms-e-Documents.aspx>. Attention is drawn to the limitation of liability, indemnification and jurisdiction issues defined therein. Any holder of this document is advised that information contained hereon reflects the Company's findings at the time of its intervention only and within the limits of Client's instructions, if any. The Company's sole responsibility is to its Client and this document does not exonerate parties to a transaction from exercising all their rights and obligations under the transaction documents. This document cannot be reproduced except in full, without prior written approval of the Company. Any unauthorized alteration, forgery or falsification of the content or appearance of this document is unlawful and offenders may be prosecuted to the fullest extent of the law. Unless otherwise stated the results shown in this test report refer only to the sample(s) tested and such sample(s) are retained for 30 days only.

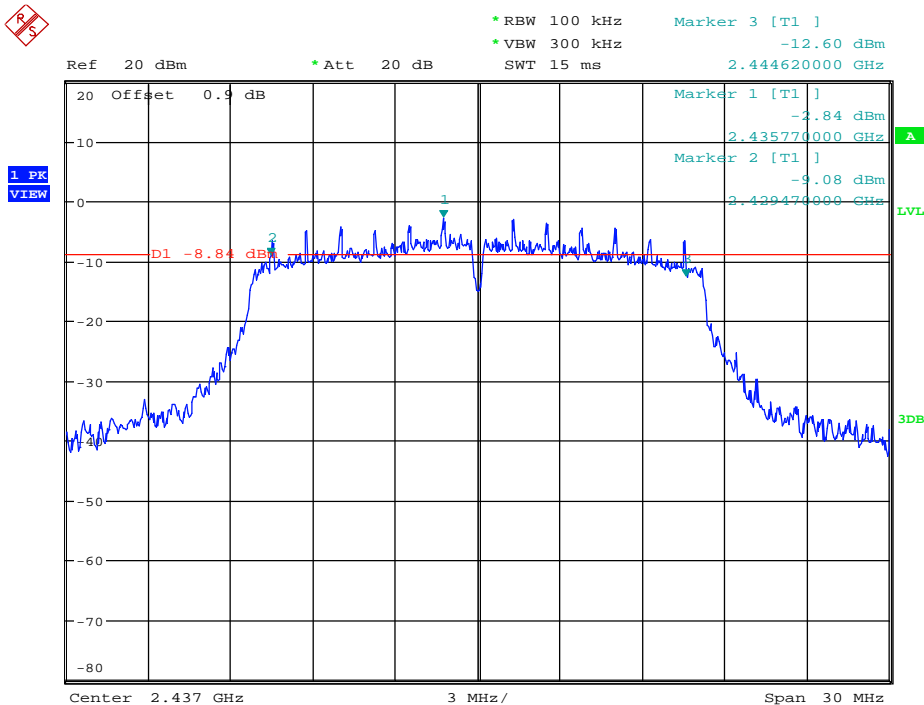
6dB Bandwidth_11G_2412_Ant1



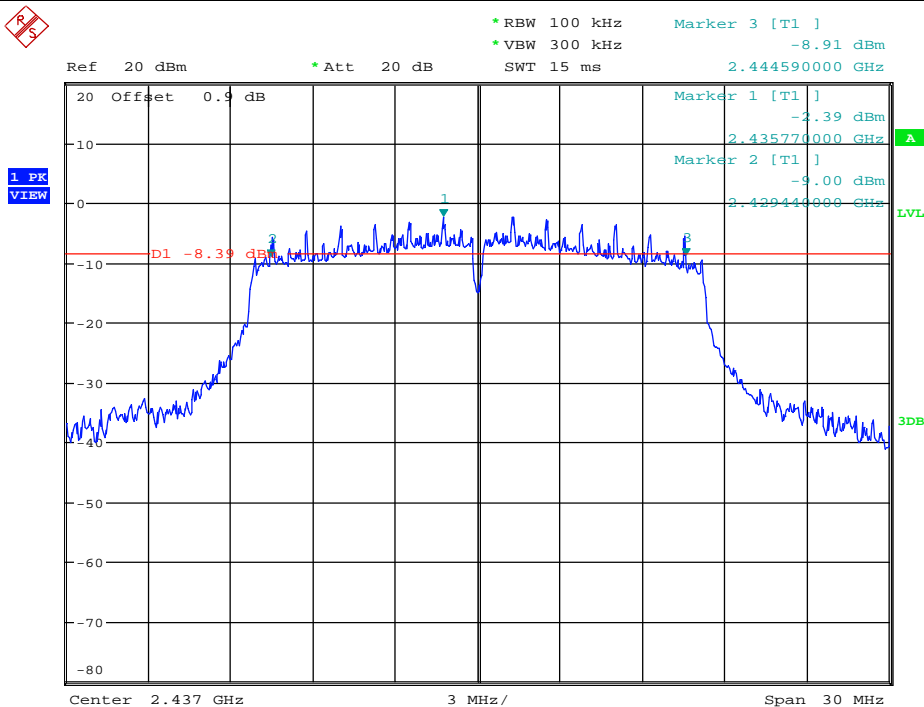
6dB Bandwidth_11G_2412_Ant2



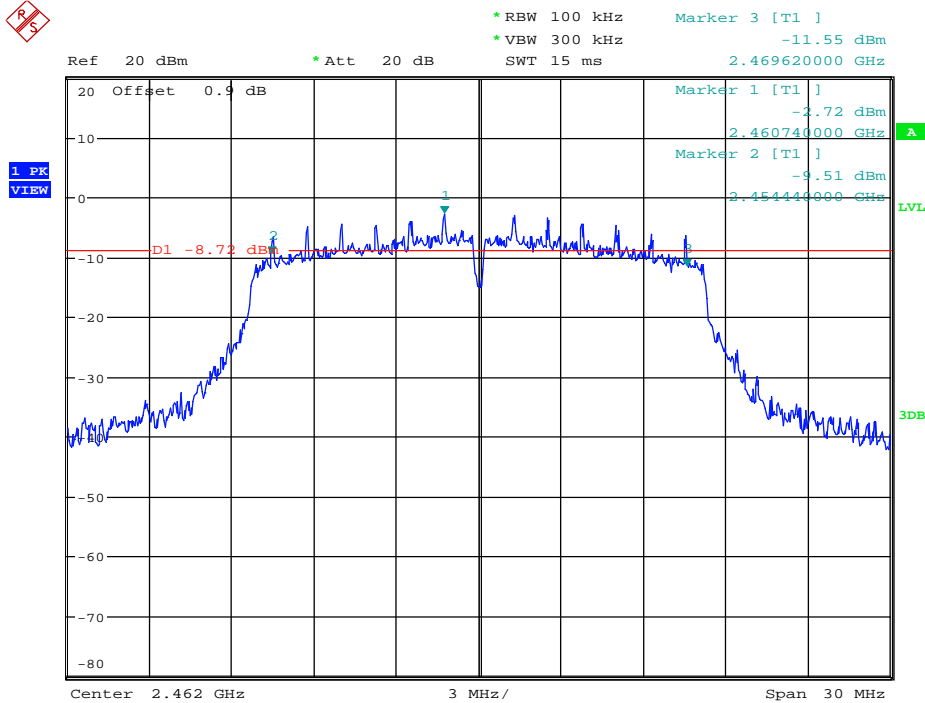
6dB Bandwidth_11G_2437_Ant1



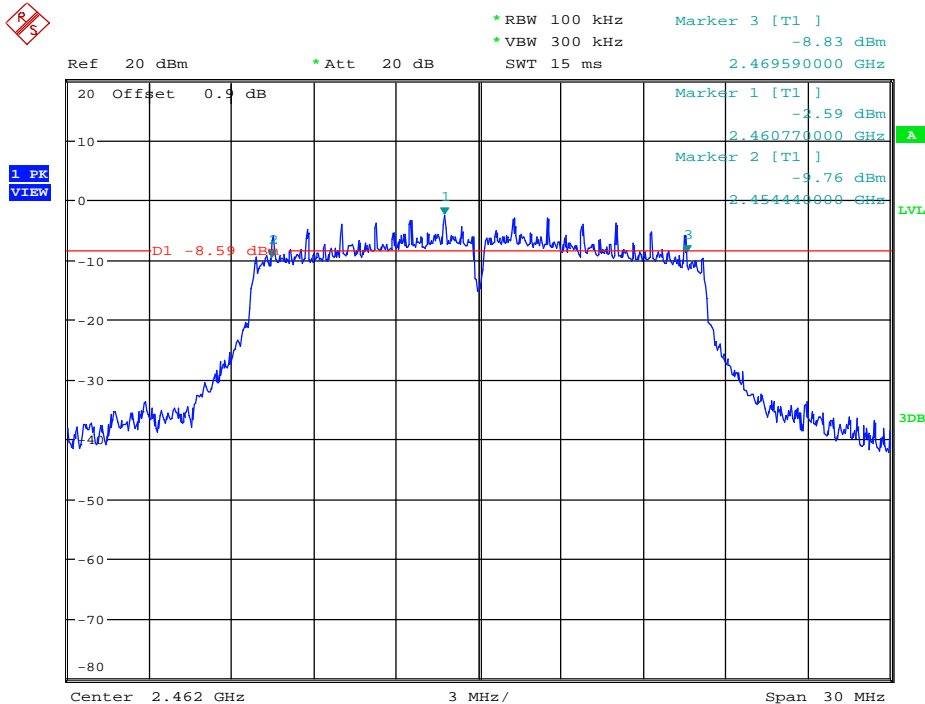
6dB Bandwidth_11G_2437_Ant2



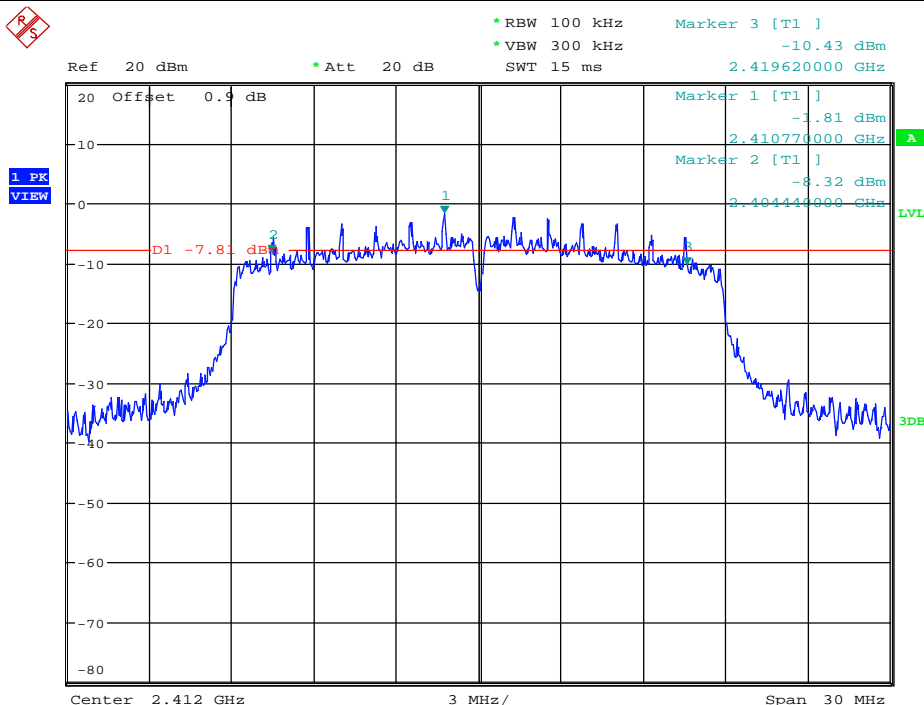
6dB Bandwidth_11G_2462_Ant1



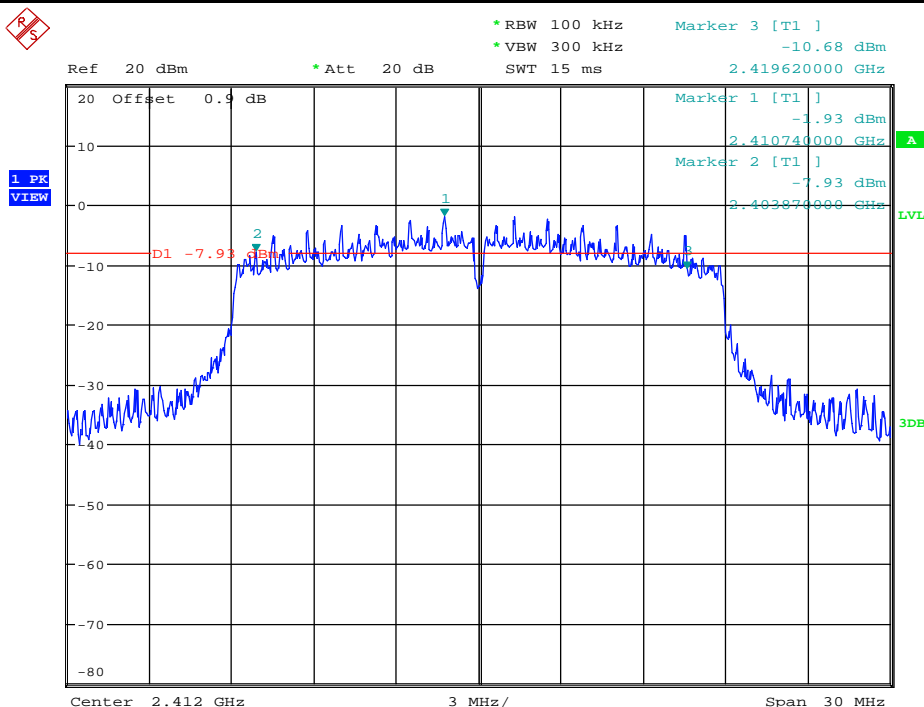
6dB Bandwidth_11G_2462_Ant2



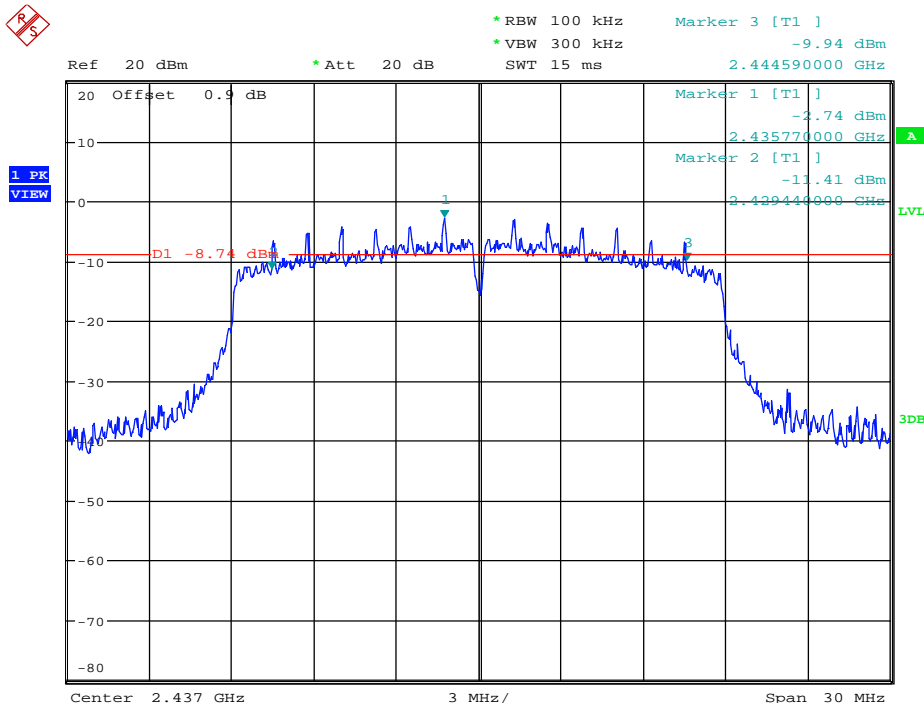
6dB Bandwidth_11N20SISO_2412_Ant1



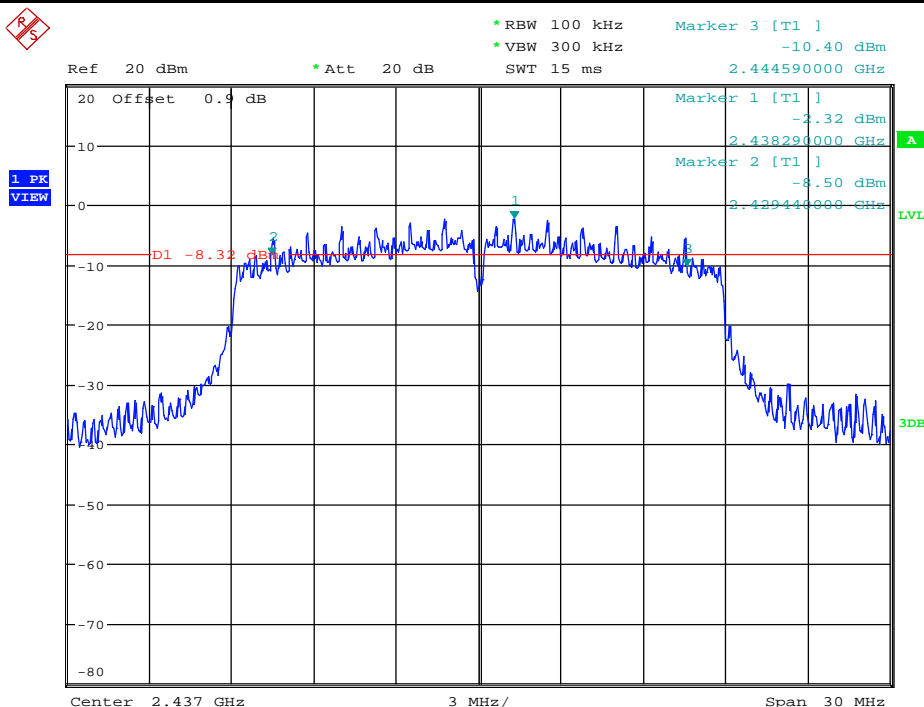
6dB Bandwidth_11N20SISO_2412_Ant2



6dB Bandwidth_11N20SISO_2437_Ant1



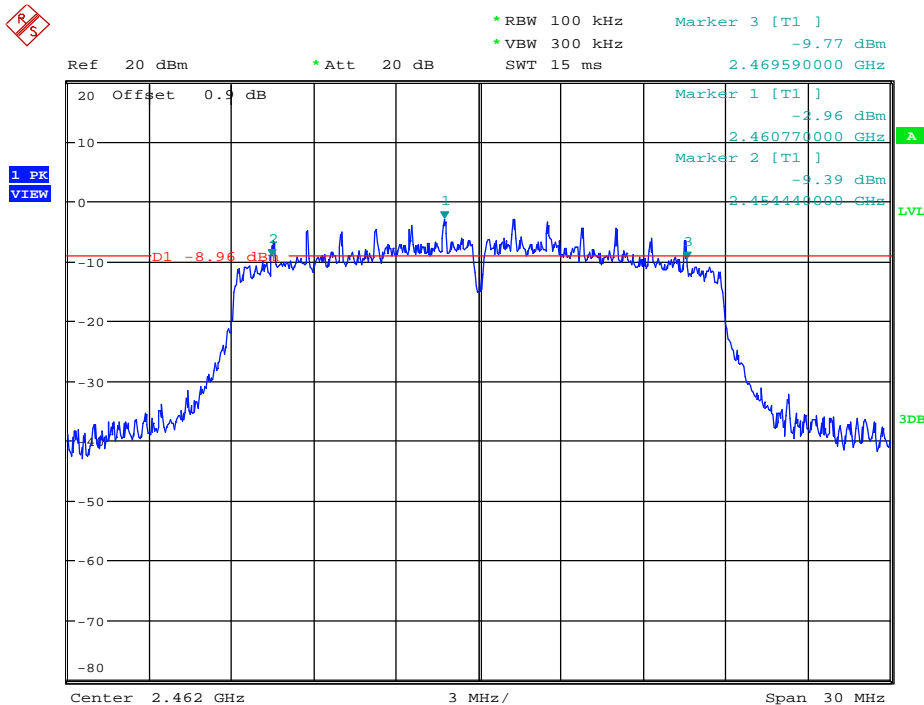
6dB Bandwidth_11N20SISO_2437_Ant2



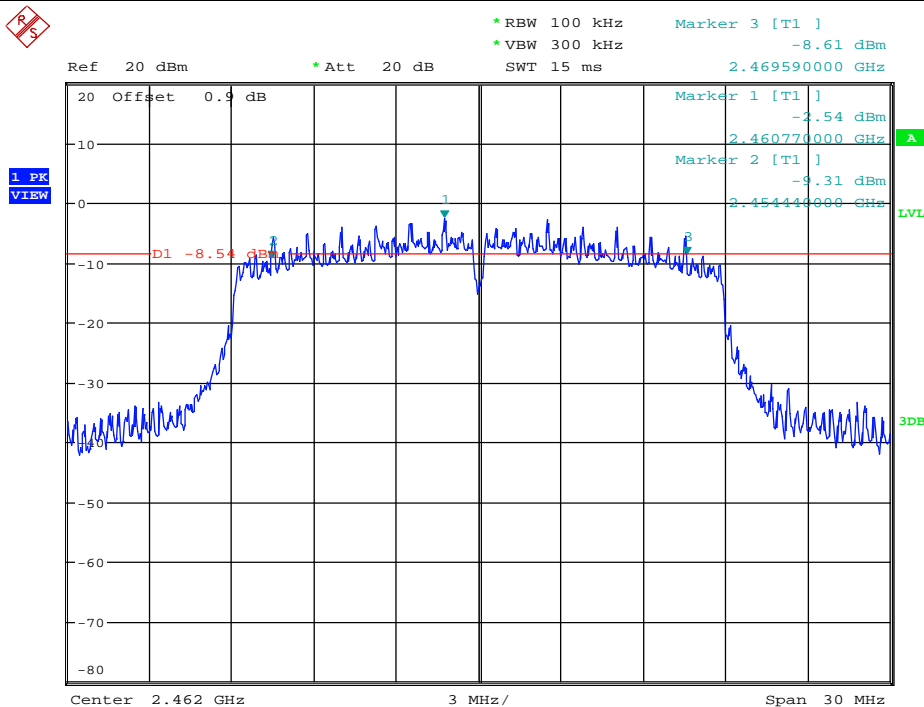
Unless otherwise agreed in writing, this document is issued by the Company subject to its General Conditions of Service printed overleaf, available on request or accessible at <http://www.sgs.com/en/Terms-and-Conditions.aspx> and, for electronic format documents, subject to Terms and Conditions for Electronic Documents at <http://www.sgs.com/en/Terms-and-Conditions/Terms-e-Documents.aspx>. Attention is drawn to the limitation of liability, indemnification and jurisdiction issues defined therein. Any holder of this document is advised that information contained hereon reflects the Company's findings at the time of its intervention only and within the limits of Client's instructions, if any. The Company's sole responsibility is to its Client and this document does not exonerate parties to a transaction from exercising all their rights and obligations under the transaction documents. This document cannot be reproduced except in full, without prior written approval of the Company. Any unauthorized alteration, forgery or falsification of the content or appearance of this document is unlawful and offenders may be prosecuted to the fullest extent of the law. Unless otherwise stated the results shown in this test report refer only to the sample(s) tested and such sample(s) are retained for 30 days only.

Attention: To check the authenticity of testing / inspection report and certificate, please contact us at telephone: (86-755) 83071443, or email: CN.Doccheck@sgs.com

6dB Bandwidth_11N20SISO_2462_Ant1

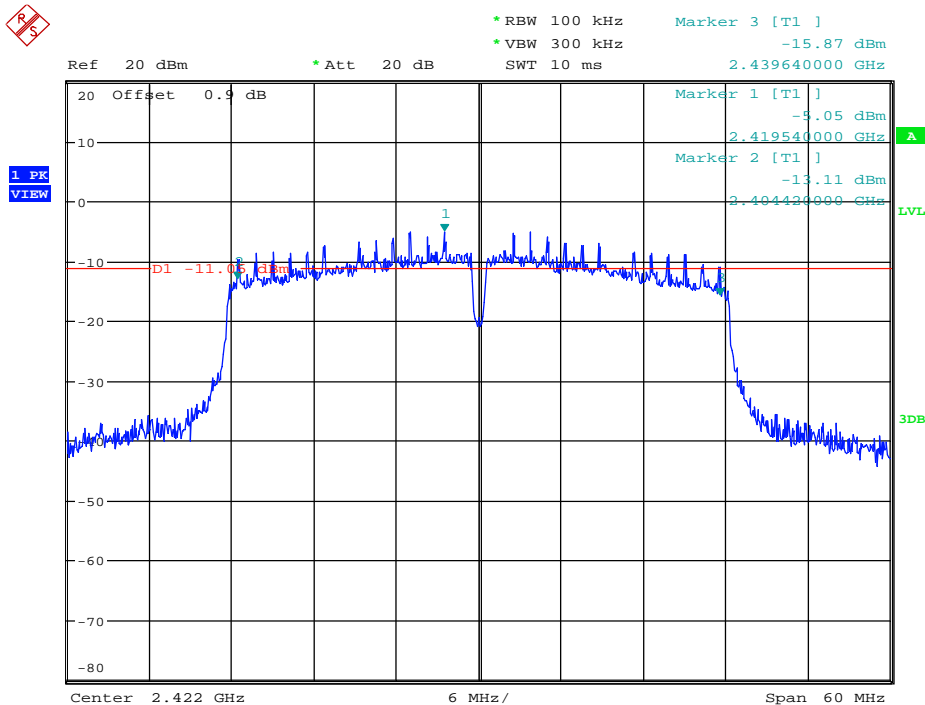


6dB Bandwidth_11N20SISO_2462_Ant2

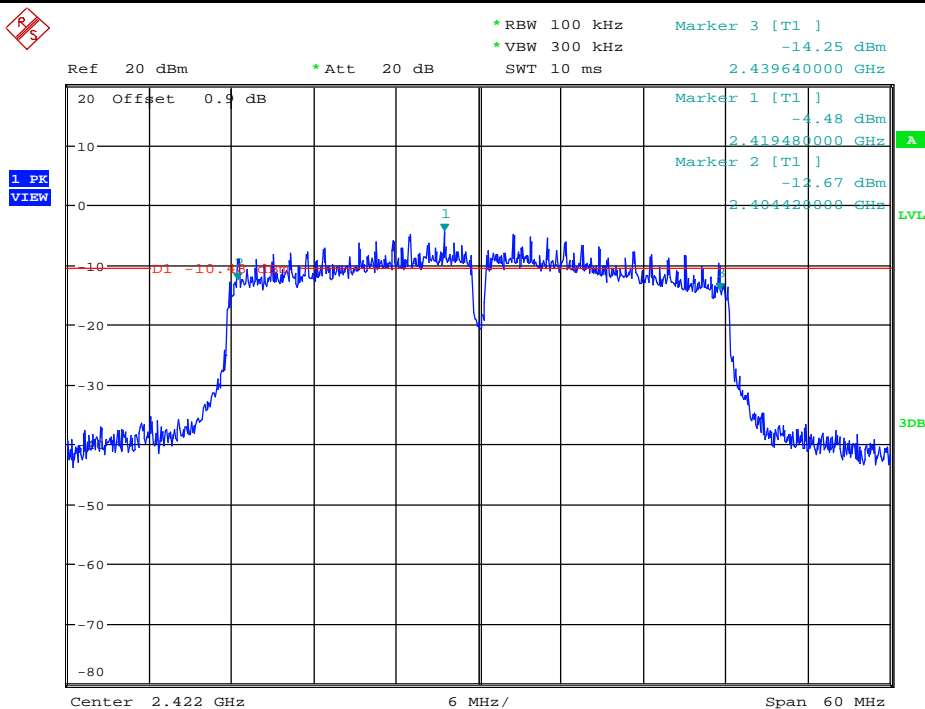


Unless otherwise agreed in writing, this document is issued by the Company subject to its General Conditions of Service printed overleaf, available on request or accessible at <http://www.sgs.com/en/Terms-and-Conditions.aspx> and, for electronic format documents, subject to Terms and Conditions for Electronic Documents at <http://www.sgs.com/en/Terms-and-Conditions/Terms-e-Documents.aspx>. Attention is drawn to the limitation of liability, indemnification and jurisdiction issues defined therein. Any holder of this document is advised that information contained hereon reflects the Company's findings at the time of its intervention only and within the limits of Client's instructions, if any. The Company's sole responsibility is to its Client and this document does not exonerate parties to a transaction from exercising all their rights and obligations under the transaction documents. This document cannot be reproduced except in full, without prior written approval of the Company. Any unauthorized alteration, forgery or falsification of the content or appearance of this document is unlawful and offenders may be prosecuted to the fullest extent of the law. Unless otherwise stated the results shown in this test report refer only to the sample(s) tested and such sample(s) are retained for 30 days only.

6dB Bandwidth_11N40SISO_2422_Ant1

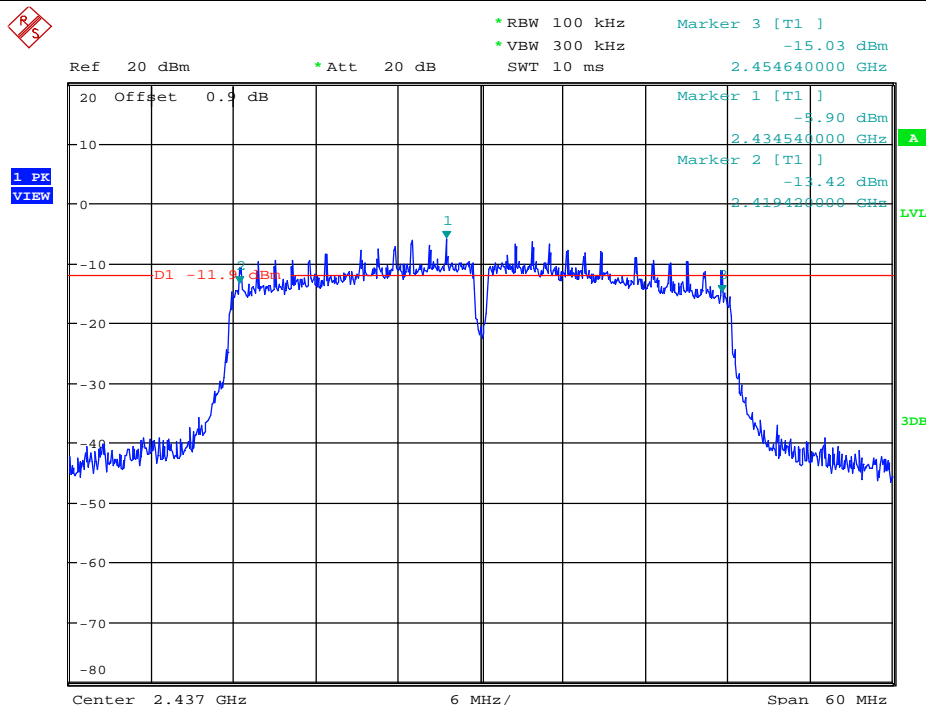


6dB Bandwidth_11N40SISO_2422_Ant2

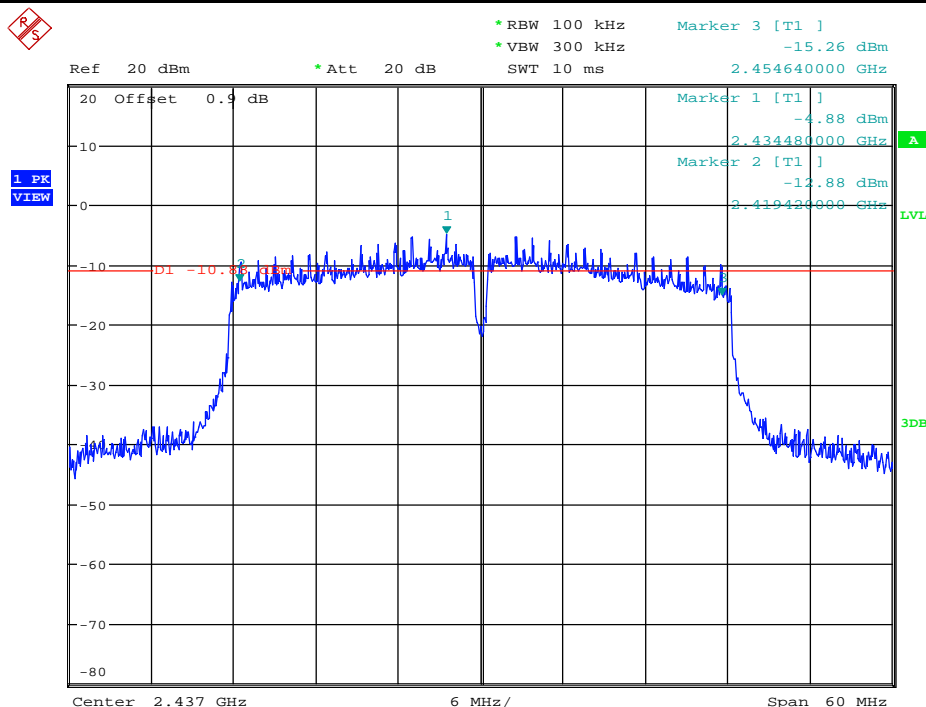


Unless otherwise agreed in writing, this document is issued by the Company subject to its General Conditions of Service printed overleaf, available on request or accessible at <http://www.sgs.com/en/Terms-and-Conditions.aspx> and, for electronic format documents, subject to Terms and Conditions for Electronic Documents at <http://www.sgs.com/en/Terms-and-Conditions/Terms-e-Documents.aspx>. Attention is drawn to the limitation of liability, indemnification and jurisdiction issues defined therein. Any holder of this document is advised that information contained hereon reflects the Company's findings at the time of its intervention only and within the limits of Client's instructions, if any. The Company's sole responsibility is to its Client and this document does not exonerate parties to a transaction from exercising all their rights and obligations under the transaction documents. This document cannot be reproduced except in full, without prior written approval of the Company. Any unauthorized alteration, forgery or falsification of the content or appearance of this document is unlawful and offenders may be prosecuted to the fullest extent of the law. Unless otherwise stated the results shown in this test report refer only to the sample(s) tested and such sample(s) are retained for 30 days only.

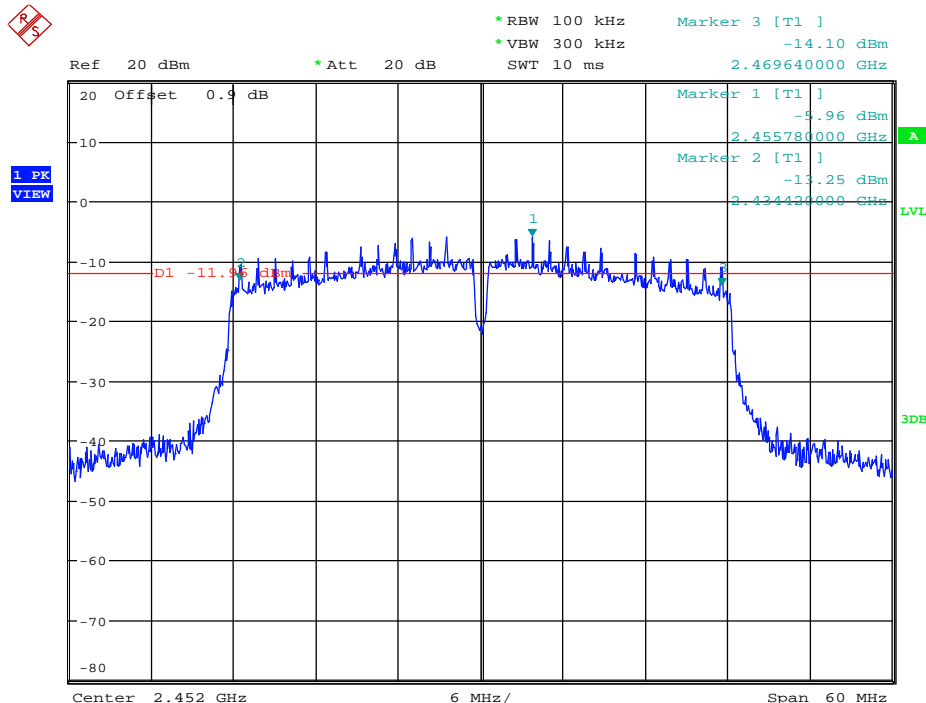
6dB Bandwidth_11N40SISO_2437_Ant1



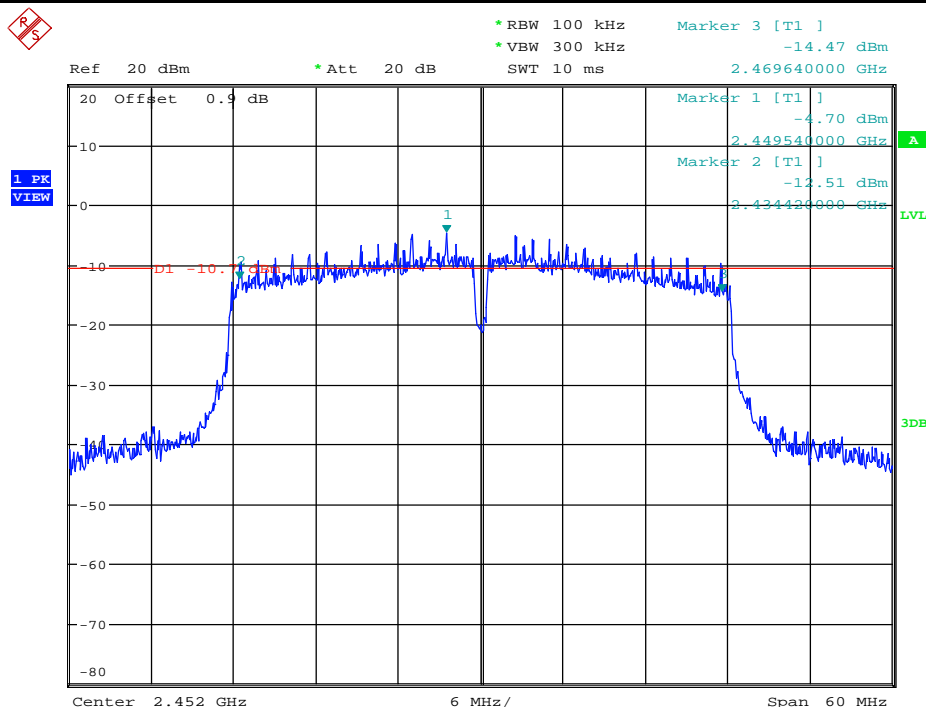
6dB Bandwidth_11N40SISO_2437_Ant2



6dB Bandwidth_11N40SISO_2452_Ant1



6dB Bandwidth_11N40SISO_2452_Ant2



2. Maximum peak conducted output power

Test mode	Test Channel	Ant	Power[dBm]	Limit[dBm]	Verdict
11B	2412	Ant1	12.49	<30	PASS
11B	2412	Ant2	12.82	<30	PASS
11B	2437	Ant1	12.82	<30	PASS
11B	2437	Ant2	13.12	<30	PASS
11B	2462	Ant1	11.99	<30	PASS
11B	2462	Ant2	12.21	<30	PASS
11G	2412	Ant1	16.83	<30	PASS
11G	2412	Ant2	17.3	<30	PASS
11G	2437	Ant1	15.88	<30	PASS
11G	2437	Ant2	16.9	<30	PASS
11G	2462	Ant1	15.99	<30	PASS
11G	2462	Ant2	16.59	<30	PASS
11N20SISO	2412	Ant1	16.73	<30	PASS
11N20SISO	2412	Ant2	17.46	<30	PASS
11N20SISO	2437	Ant1	15.77	<30	PASS
11N20SISO	2437	Ant2	17.05	<30	PASS
11N20SISO	2462	Ant1	15.83	<30	PASS
11N20SISO	2462	Ant2	16.85	<30	PASS
11N40SISO	2422	Ant1	16.36	<30	PASS
11N40SISO	2422	Ant2	17.01	<30	PASS
11N40SISO	2437	Ant1	15.49	<30	PASS
11N40SISO	2437	Ant2	16.65	<30	PASS
11N40SISO	2452	Ant1	15.48	<30	PASS
11N40SISO	2452	Ant2	16.77	<30	PASS

MIMO:

Test mode	Test Channel	Ant	Power[dBm]	Limit[dBm]	Verdict
11N20MIMO	2412	Ant1+2	20.11	<30	PASS
11N20MIMO	2437	Ant1+2	19.44	<30	PASS
11N20MIMO	2462	Ant1+2	19.37	<30	PASS
11N40MIMO	2422	Ant1+2	19.70	<30	PASS
11N40MIMO	2437	Ant1+2	19.10	<30	PASS
11N40MIMO	2452	Ant1+2	19.16	<30	PASS

Note: Since the number of transmit antennas is less than 4, Array gain=0dB.



Unless otherwise agreed in writing, this document is issued by the Company subject to its General Conditions of Service printed overleaf, available on request or accessible at <http://www.sgs.com/en/Terms-and-Conditions.aspx> and, for electronic format documents, subject to Terms and Conditions for Electronic Documents at <http://www.sgs.com/en/Terms-and-Conditions/Terms-e-Documents.aspx>. Attention is drawn to the limitation of liability, indemnification and jurisdiction issues defined therein. Any holder of this document is advised that information contained hereon reflects the Company's findings at the time of its intervention only and within the limits of Client's instructions, if any. The Company's sole responsibility is to its Client and this document does not exonerate parties to a transaction from exercising all their rights and obligations under the transaction documents. This document cannot be reproduced except in full, without prior written approval of the Company. Any unauthorized alteration, forgery or falsification of the content or appearance of this document is unlawful and offenders may be prosecuted to the fullest extent of the law. Unless otherwise stated the results shown in this test report refer only to the sample(s) tested and such sample(s) are retained for 30 days only.
Attention: To check the authenticity of testing / inspection report & certificate, please contact us at telephone: (86-755) 8307 1443, or email: CN.Doccheck@sgs.com

SGS-CSTC Standards Technical Services Co., Ltd.
Shenzhen Branch, China
Shenzhen Branch, China
Shenzhen Branch, China

No.1 Workshop, M-10, Middle Section, Science & Technology Park, Shenzhen, China 518057 t (86-755) 26012053 f (86-755) 26710594 www.sgs.com.cn
中国·深圳·科技园中区M-10栋一号厂房 邮编: 518057 t (86-755) 26012053 f (86-755) 26710594 sgs.china@sgs.com

3. Maximum Peak power spectral density

Test mode	Test Channel	Ant	PSD[dBm/3kHz]	Limit[dBm/3kHz]	Verdict
11B	2412	Ant1	-18.09	<8.00	PASS
11B	2412	Ant2	-17.87	<8.00	PASS
11B	2437	Ant1	-17.78	<8.00	PASS
11B	2437	Ant2	-18.13	<8.00	PASS
11B	2462	Ant1	-18.3	<8.00	PASS
11B	2462	Ant2	-17.86	<8.00	PASS
11G	2412	Ant1	-17.83	<8.00	PASS
11G	2412	Ant2	-17.79	<8.00	PASS
11G	2437	Ant1	-18.75	<8.00	PASS
11G	2437	Ant2	-17.67	<8.00	PASS
11G	2462	Ant1	-18.71	<8.00	PASS
11G	2462	Ant2	-17.84	<8.00	PASS
11N20SISO	2412	Ant1	-17.76	<8.00	PASS
11N20SISO	2412	Ant2	-17.17	<8.00	PASS
11N20SISO	2437	Ant1	-19.12	<8.00	PASS
11N20SISO	2437	Ant2	-16.44	<8.00	PASS
11N20SISO	2462	Ant1	-17.89	<8.00	PASS
11N20SISO	2462	Ant2	-16.3	<8.00	PASS
11N40SISO	2422	Ant1	-20.94	<8.00	PASS
11N40SISO	2422	Ant2	-19.58	<8.00	PASS
11N40SISO	2437	Ant1	-20.18	<8.00	PASS
11N40SISO	2437	Ant2	-20.83	<8.00	PASS
11N40SISO	2452	Ant1	-20.79	<8.00	PASS
11N40SISO	2452	Ant2	-20.26	<8.00	PASS

MIMO:

Test mode	Test Channel	Ant	PSD[dBm/3kHz]	Limit[dBm/3kHz]	Verdict
11N20MIMO	2412	Ant1+2	-14.45	<8.00	PASS
11N20MIMO	2437	Ant1+2	-14.67	<8.00	PASS
11N20MIMO	2462	Ant1+2	-14.05	<8.00	PASS
11N40MIMO	2422	Ant1+2	-17.22	<8.00	PASS
11N40MIMO	2437	Ant1+2	-17.49	<8.00	PASS
11N40MIMO	2452	Ant1+2	-17.51	<8.00	PASS

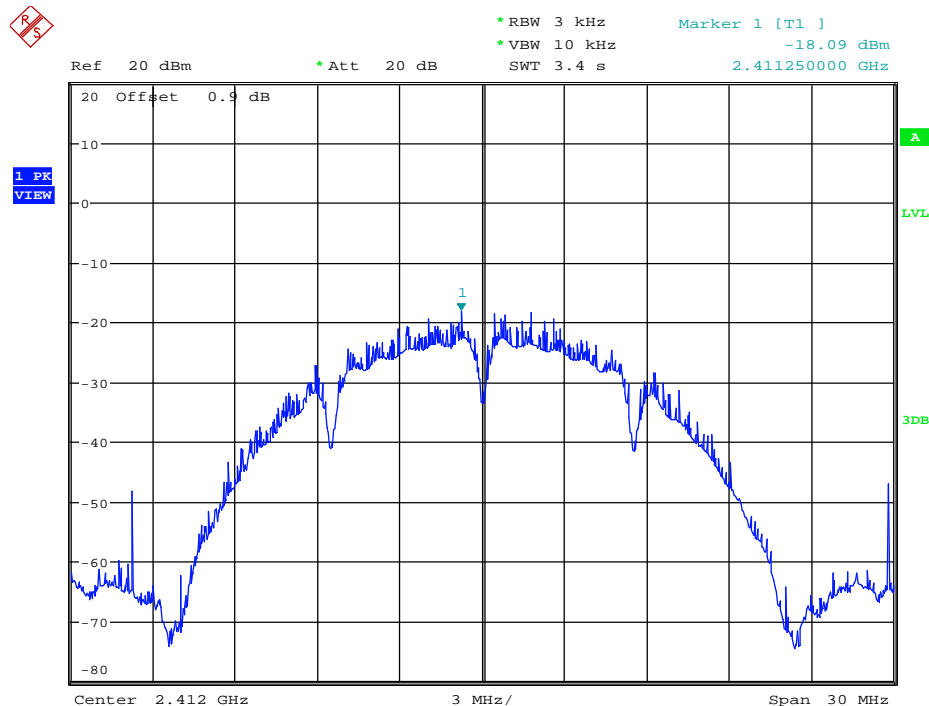


Unless otherwise agreed in writing, this document is issued by the Company subject to its General Conditions of Service printed overleaf, available on request or accessible at <http://www.sgs.com/en/Terms-and-Conditions.aspx> and, for electronic format documents, subject to Terms and Conditions for Electronic Documents at <http://www.sgs.com/en/Terms-and-Conditions/Terms-e-Documents.aspx>. Attention is drawn to the limitation of liability, indemnification and jurisdiction issues defined therein. Any holder of this document is advised that information contained hereon reflects the Company's findings at the time of its intervention only and within the limits of Client's instructions, if any. The Company's sole responsibility is to its Client and this document does not exonerate parties to a transaction from exercising all their rights and obligations under the transaction documents. This document cannot be reproduced except in full, without prior written approval of the Company. Any unauthorized alteration, forgery or falsification of the content or appearance of this document is unlawful and offenders may be prosecuted to the fullest extent of the law. Unless otherwise stated the results shown in this test report refer only to the sample(s) tested and such sample(s) are retained for 30 days only.
Attention: To check the authenticity of testing / inspection report & certificate, please contact us at telephone: (86-755) 8307 1443, or email: CN.Doccheck@sgs.com

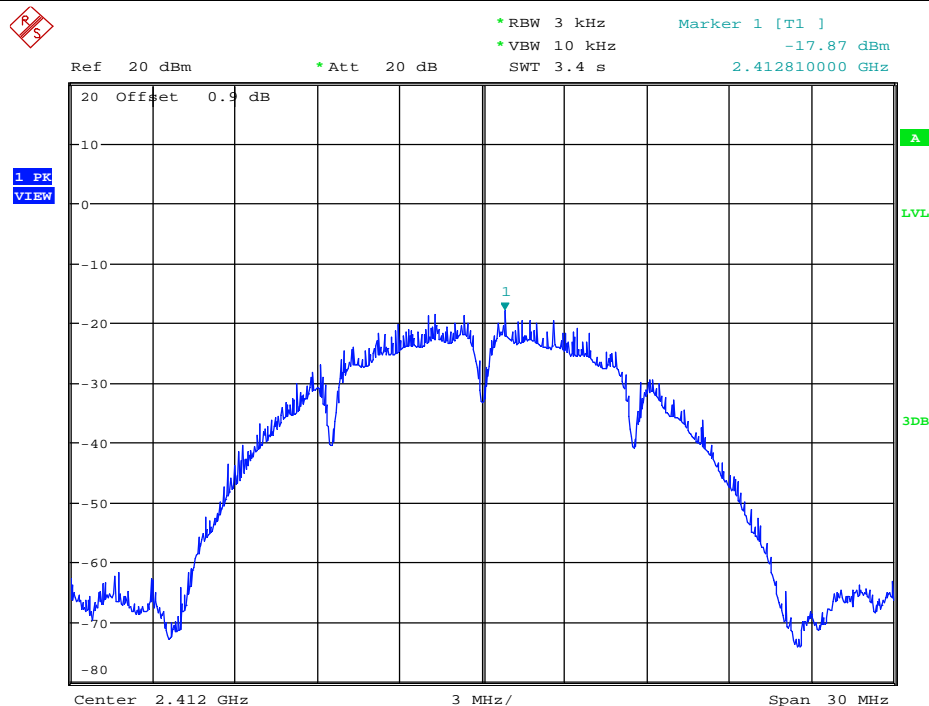
SGS-CSTC Standards Technical Services Co., Ltd.
Shenzhen Branch, China Center EEC Laboratory

No.1 Workshop, M-10, Middle Section, Science & Technology Park, Shenzhen, China 518057 t (86-755) 26012053 f (86-755) 26710594 www.sgs.com.cn
中国·深圳·科技园中区M-10栋一号厂房 邮编: 518057 t (86-755) 26012053 f (86-755) 26710594 sgs.china@sgs.com

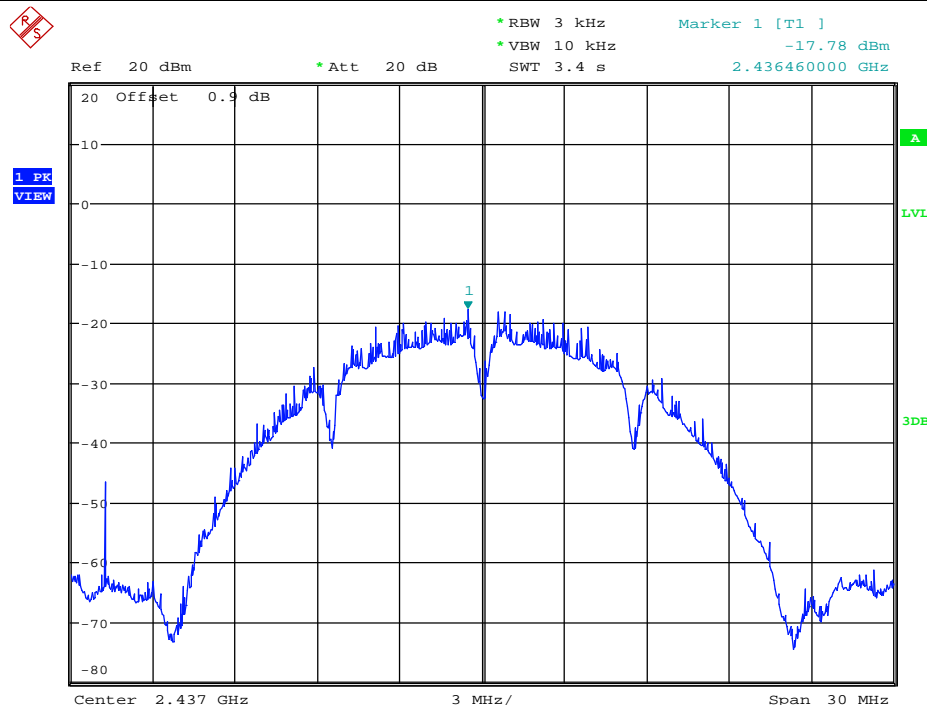
Maximum Peak power spectral density_11B_2412_Ant1



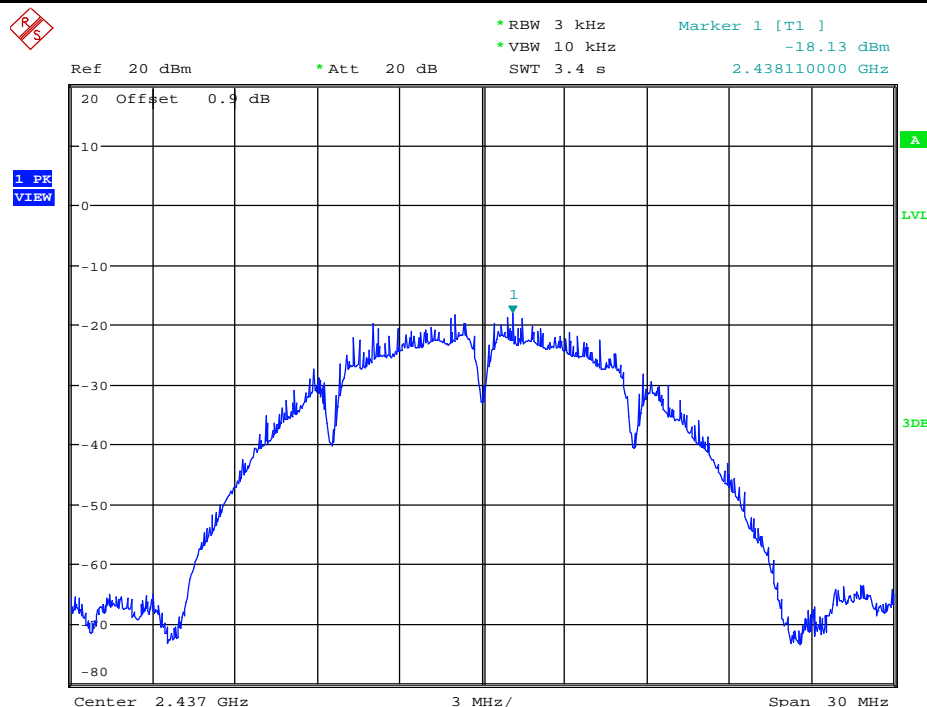
Maximum Peak power spectral density_11B_2412_Ant2



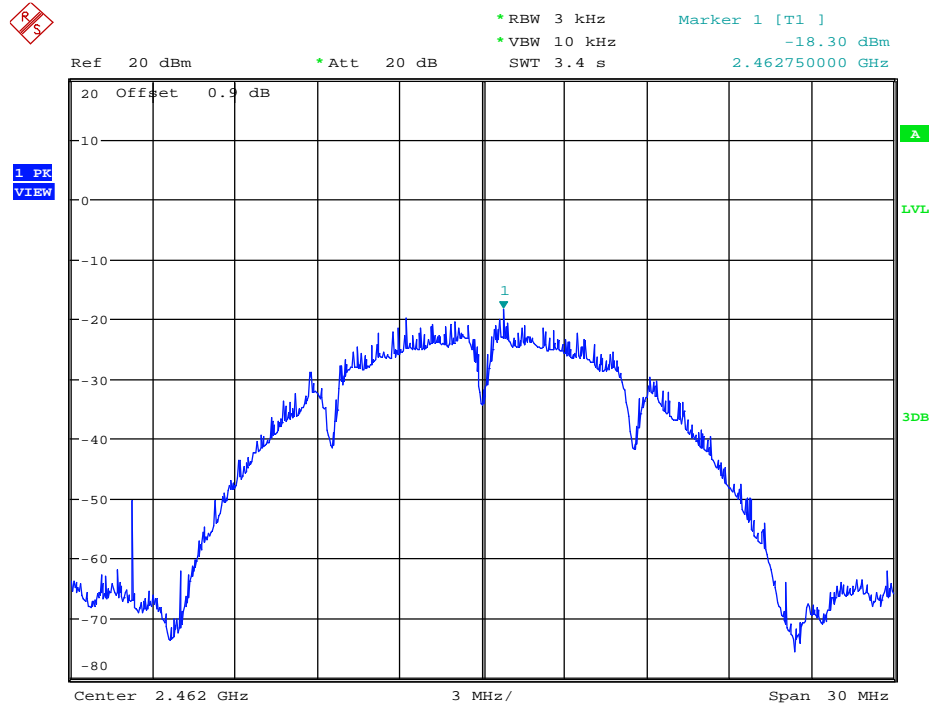
Maximum Peak power spectral density_11B_2437_Ant1



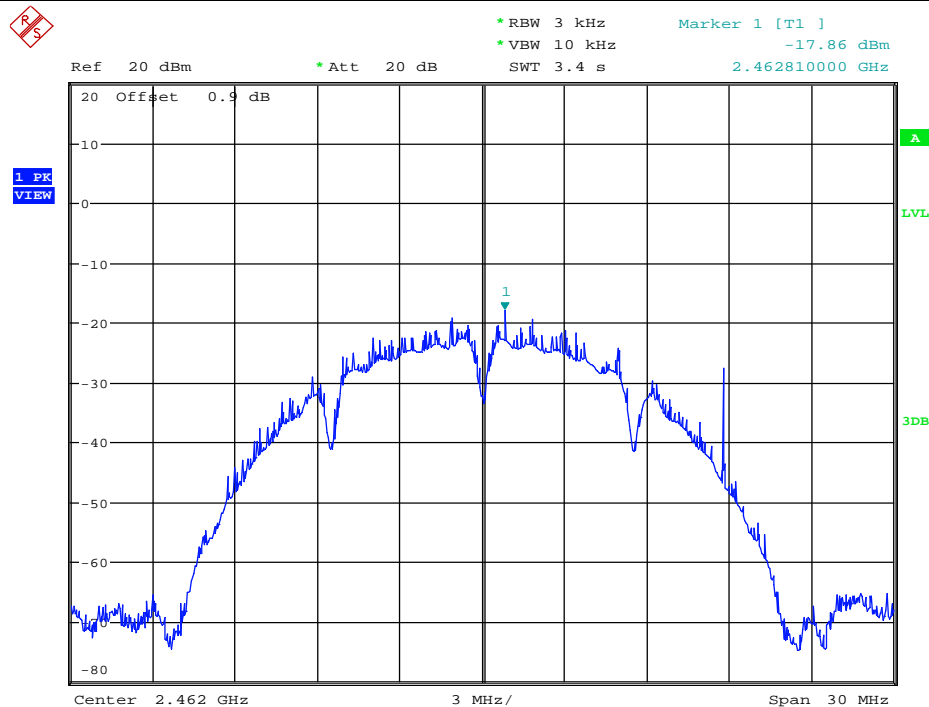
Maximum Peak power spectral density_11B_2437_Ant2



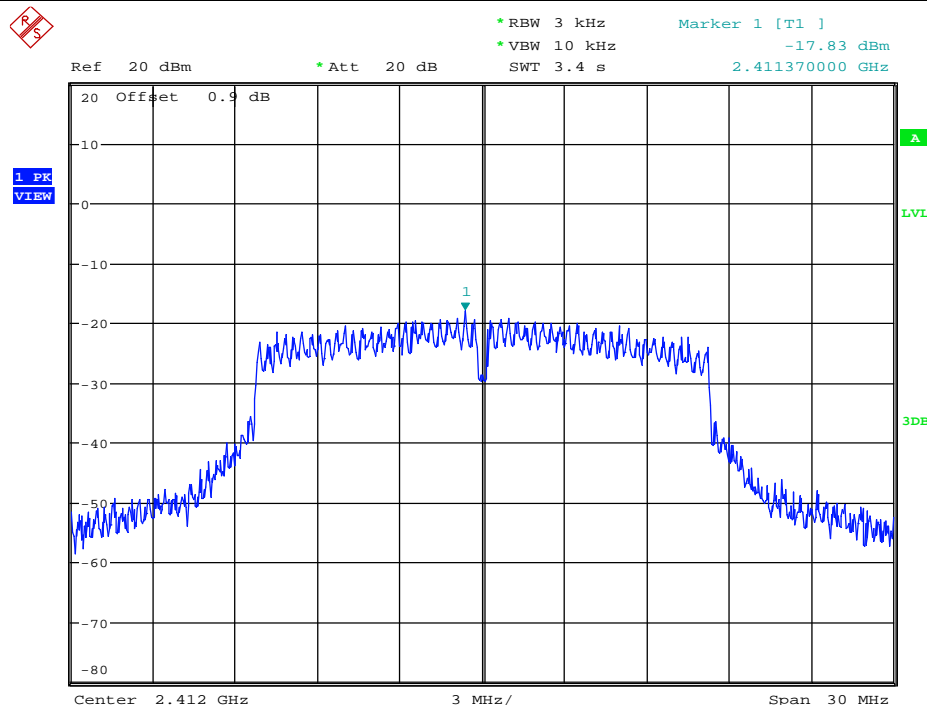
Maximum Peak power spectral density_11B_2462_Ant1



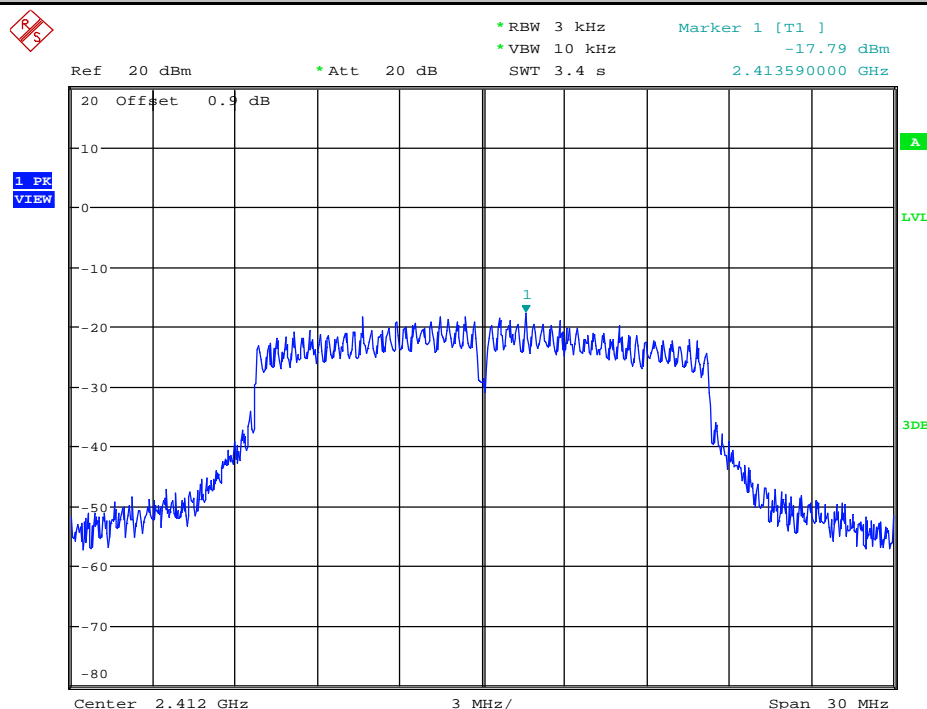
Maximum Peak power spectral density_11B_2462_Ant2



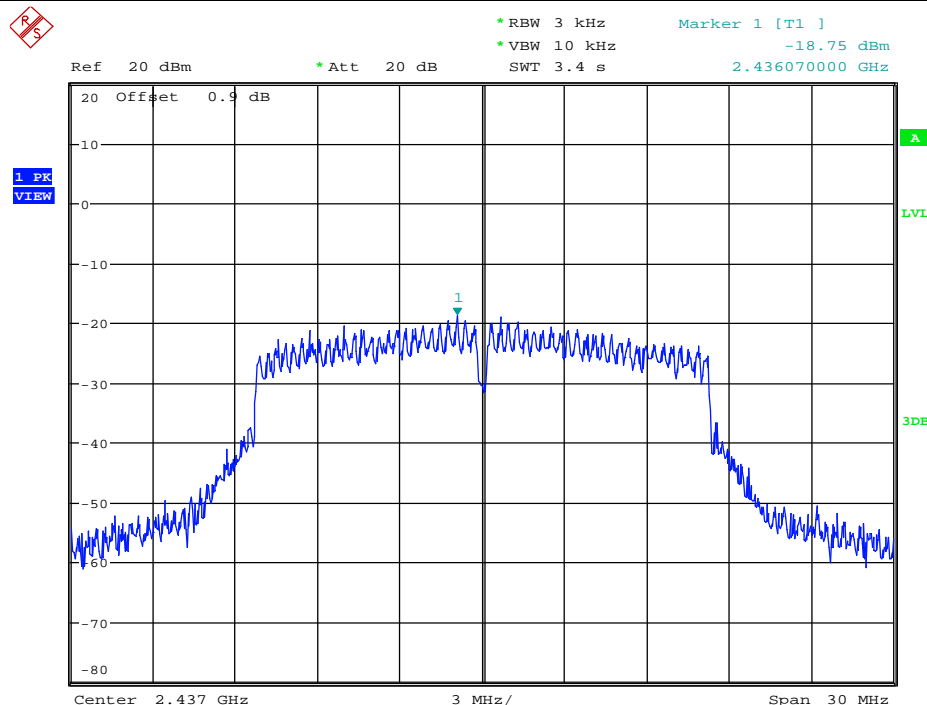
Maximum Peak power spectral density_11G_2412_Ant1



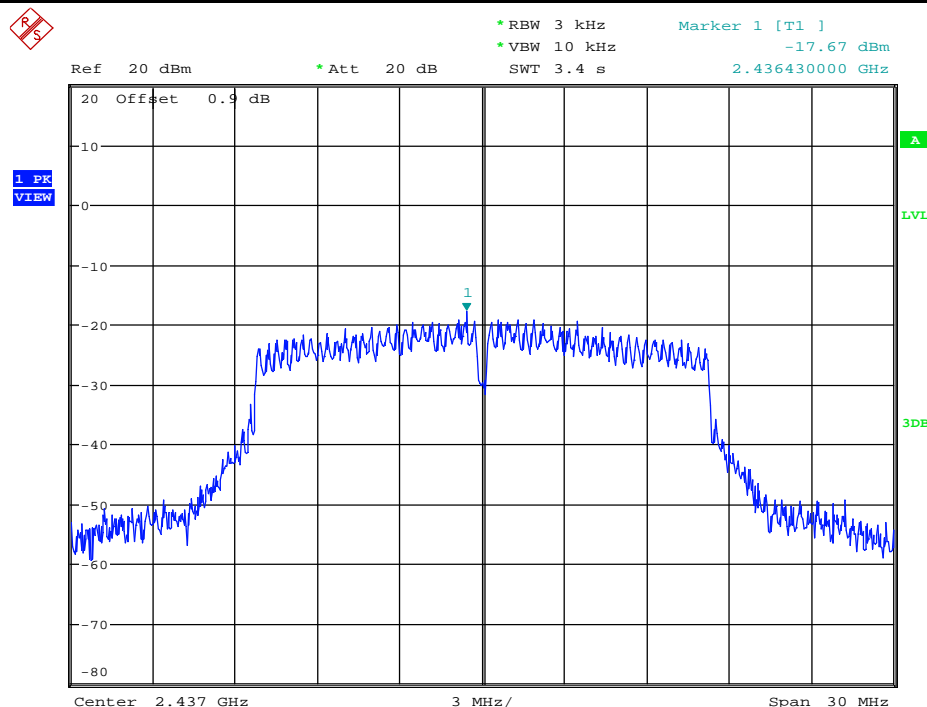
Maximum Peak power spectral density_11G_2412_Ant2



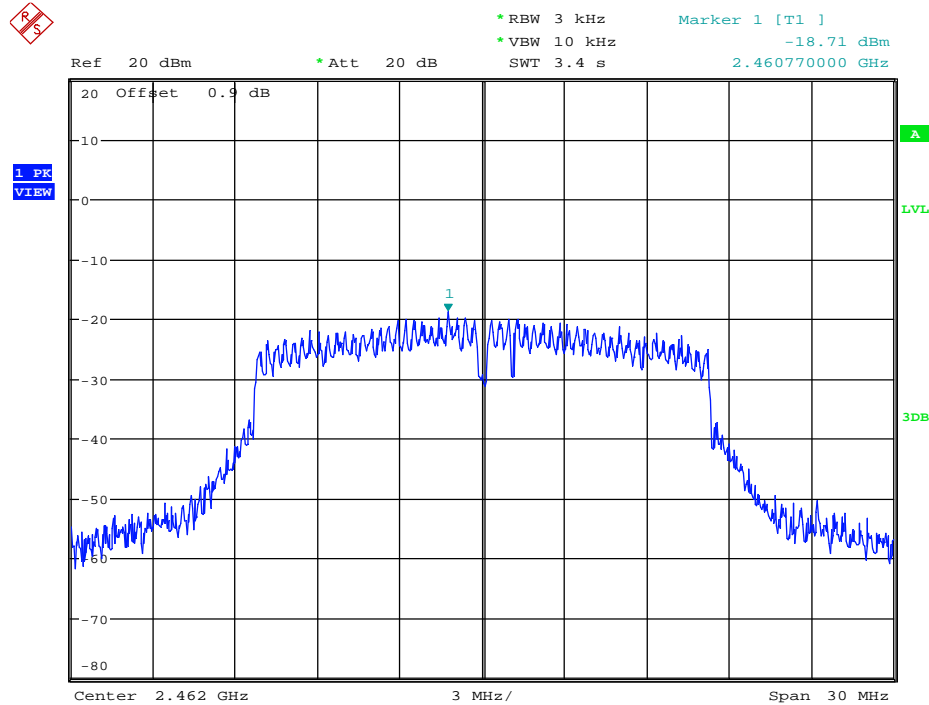
Maximum Peak power spectral density_11G_2437_Ant1



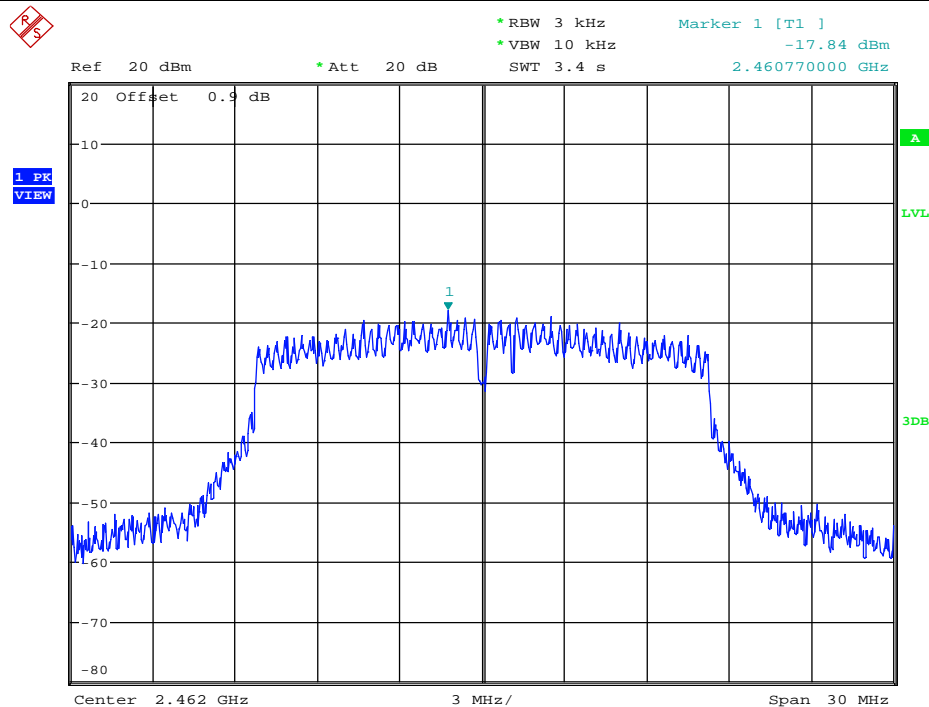
Maximum Peak power spectral density_11G_2437_Ant2



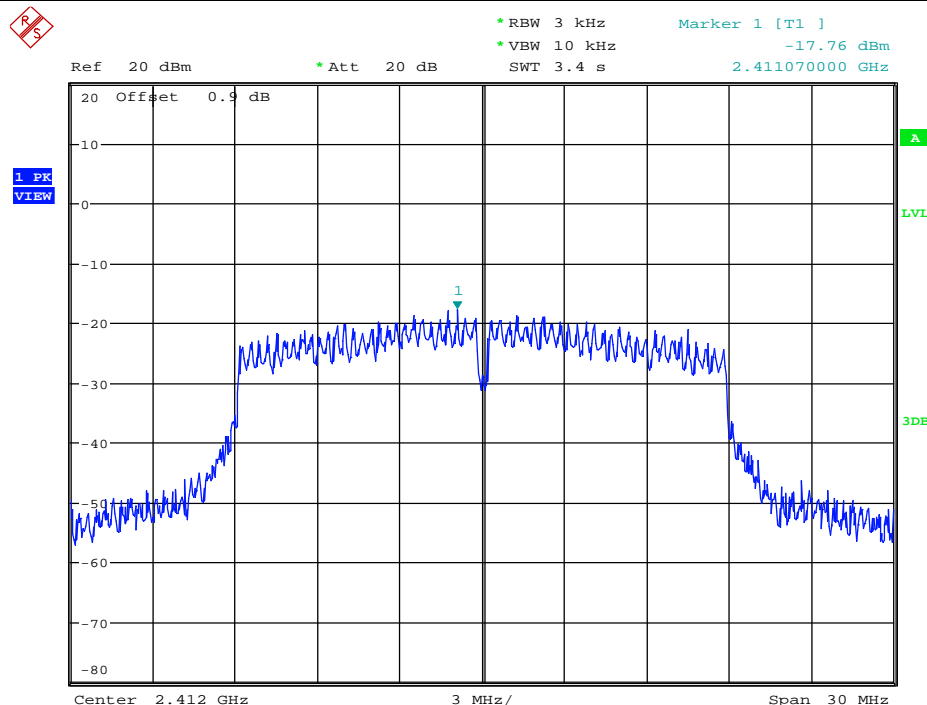
Maximum Peak power spectral density_11G_2462_Ant1



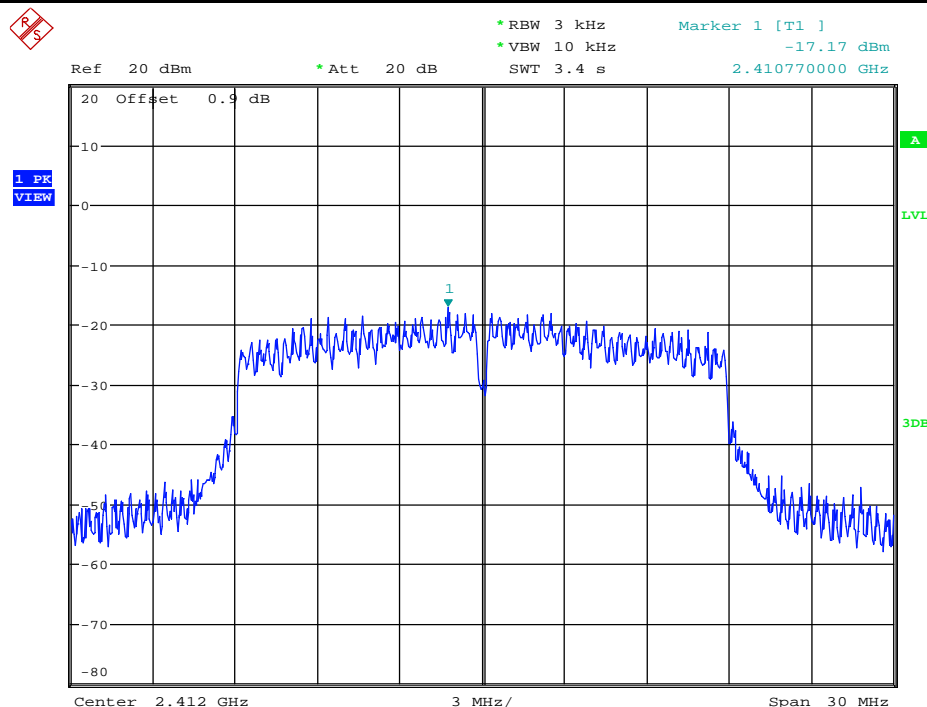
Maximum Peak power spectral density_11G_2462_Ant2



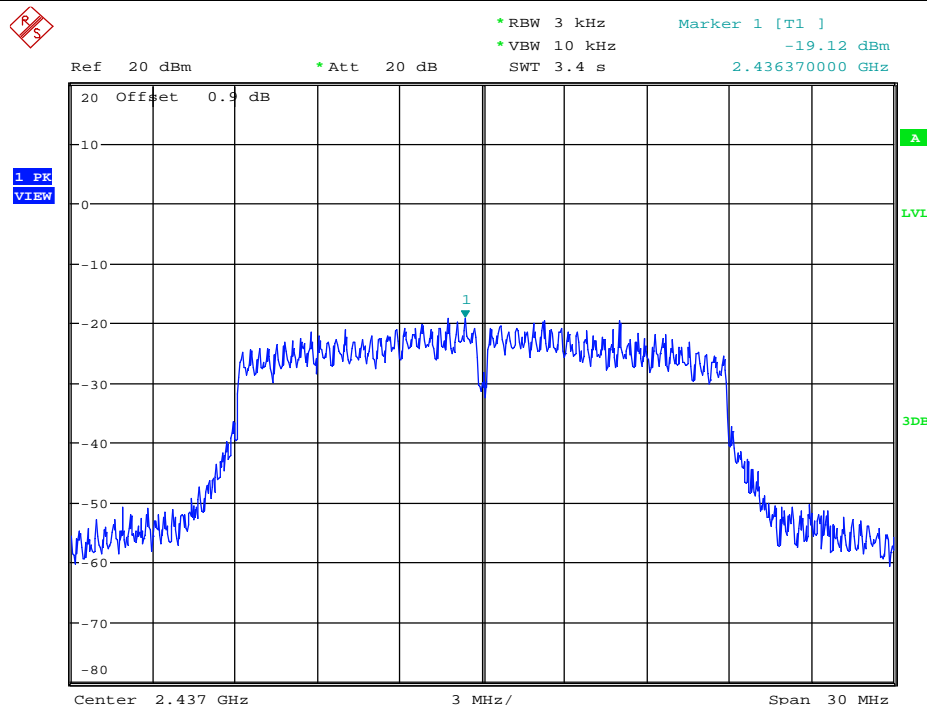
Maximum Peak power spectral density_11N20SISO_2412_Ant1



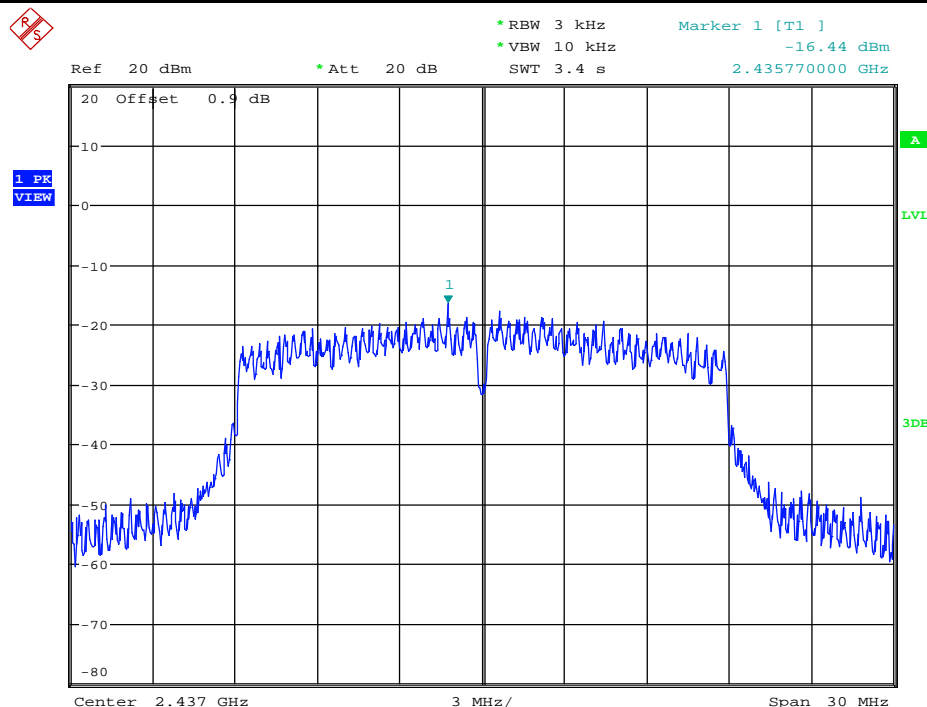
Maximum Peak power spectral density_11N20SISO_2412_Ant2



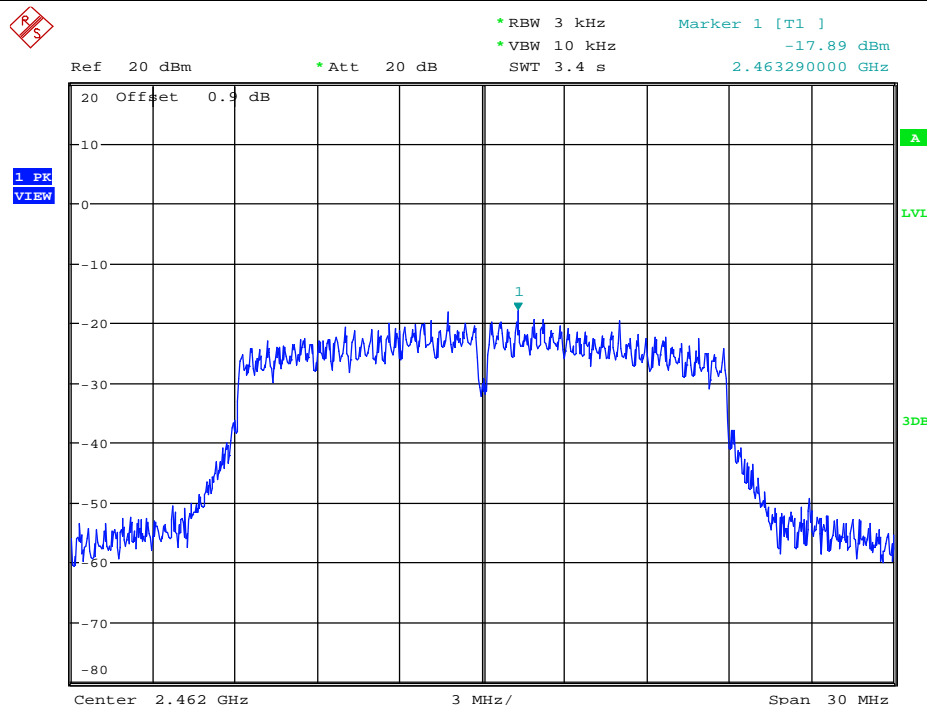
Maximum Peak power spectral density_11N20SISO_2437_Ant1



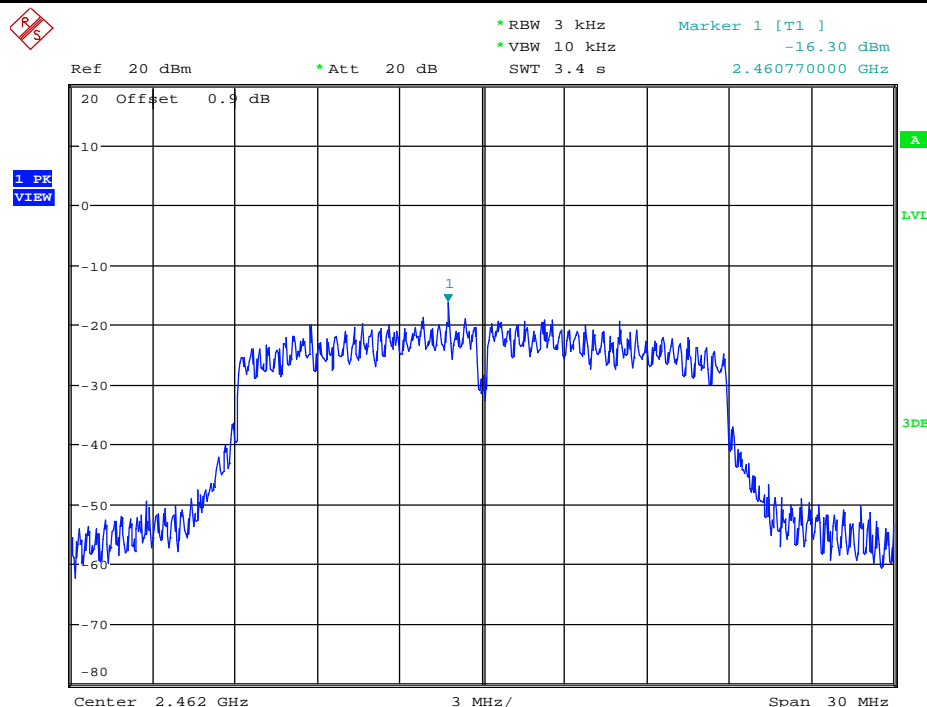
Maximum Peak power spectral density_11N20SISO_2437_Ant2



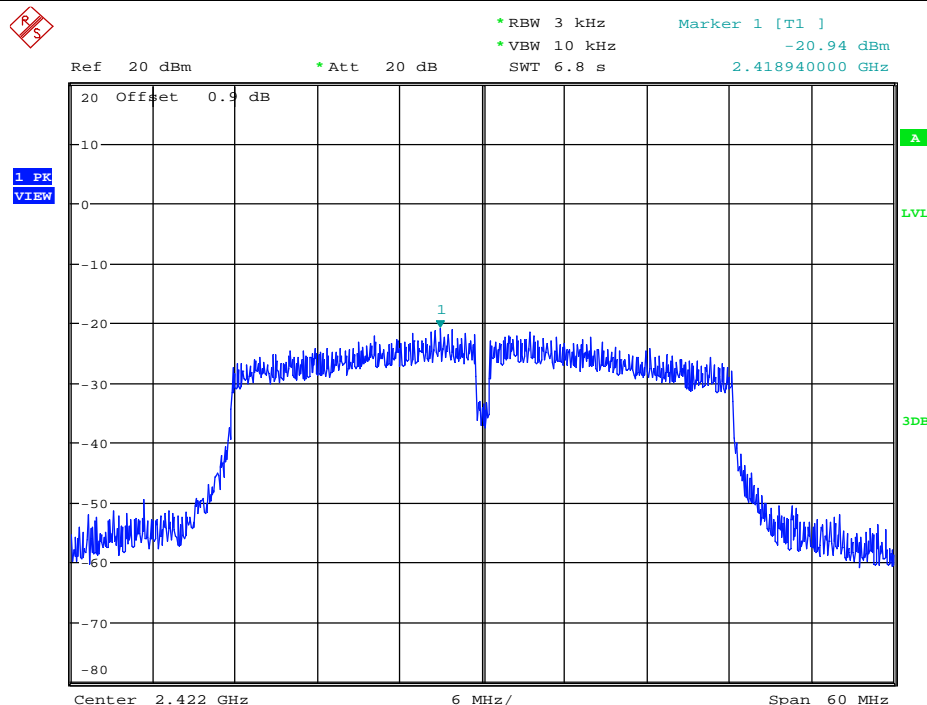
Maximum Peak power spectral density_11N20SISO_2462_Ant1



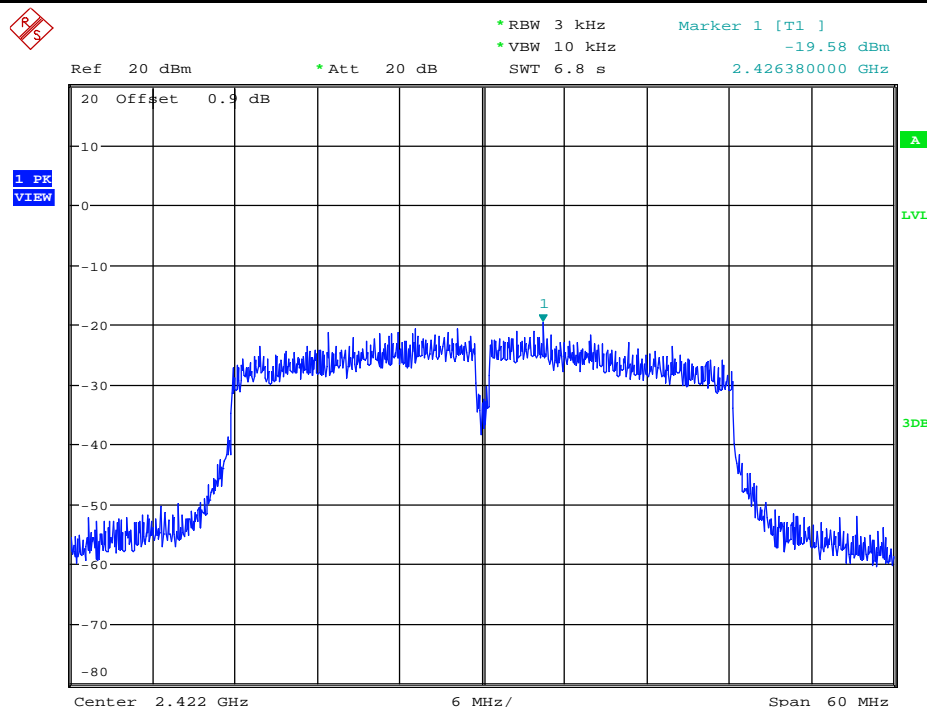
Maximum Peak power spectral density_11N20SISO_2462_Ant2



Maximum Peak power spectral density_11N40SISO_2422_Ant1

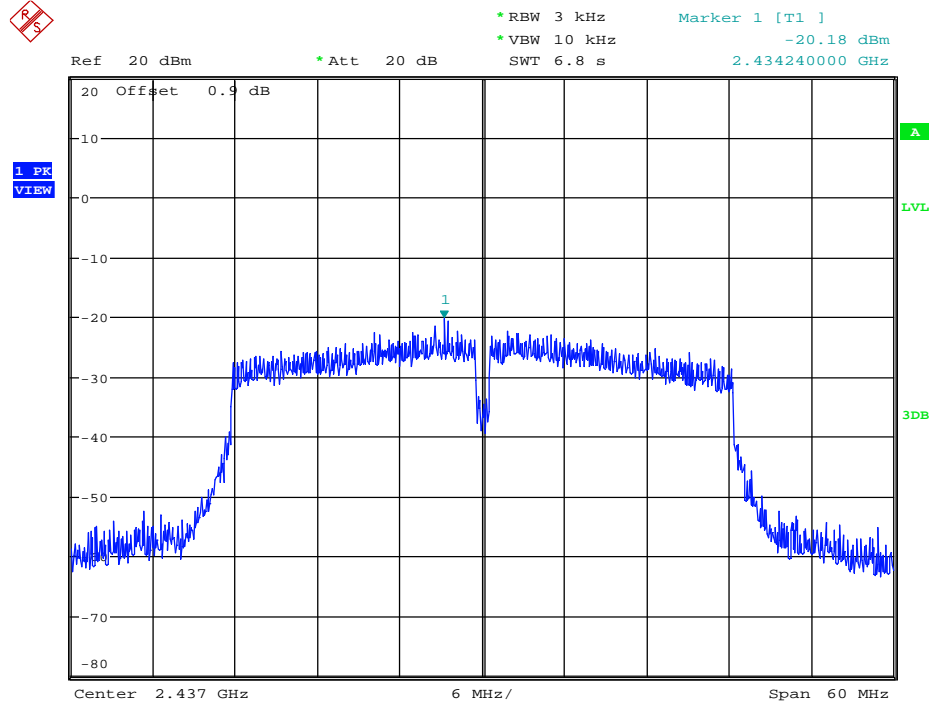


Maximum Peak power spectral density_11N40SISO_2422_Ant2

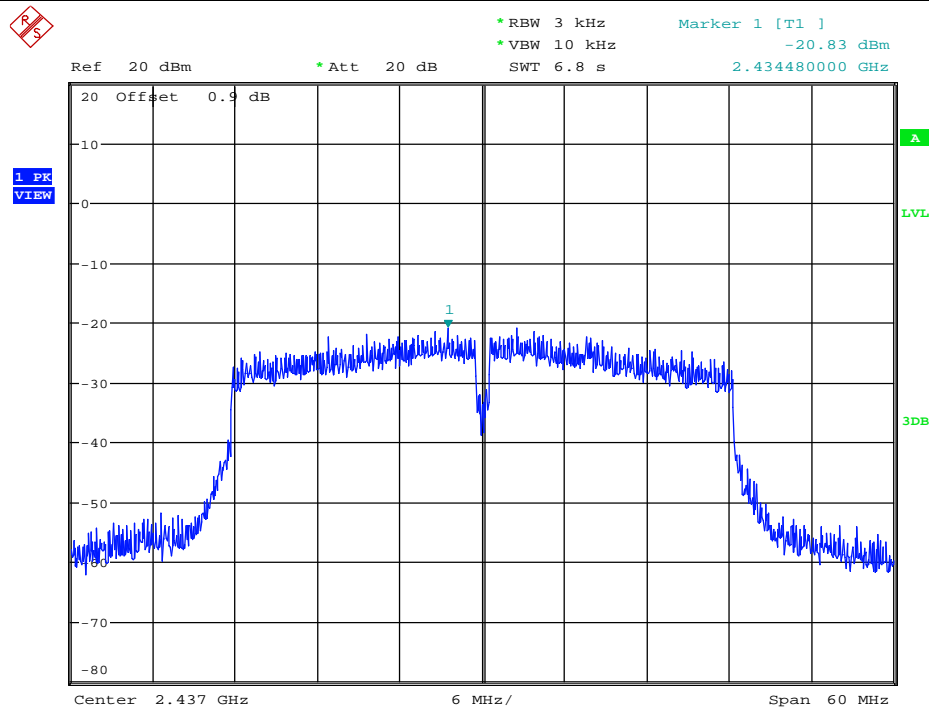




Maximum Peak power spectral density_11N40SISO_2437_Ant1



Maximum Peak power spectral density_11N40SISO_2437_Ant2



Unless otherwise agreed in writing, this document is issued by the Company subject to its General Conditions of Service printed overleaf, available on request or accessible at <http://www.sgs.com/en/Terms-and-Conditions.aspx> and, for electronic format documents, subject to Terms and Conditions for Electronic Documents at <http://www.sgs.com/en/Terms-and-Conditions/Terms-e-Documents.aspx>. Attention is drawn to the limitation of liability, indemnification and jurisdiction issues defined therein. Any holder of this document is advised that information contained hereon reflects the Company's findings at the time of its intervention only and within the limits of Client's instructions, if any. The Company's sole responsibility is to its Client and this document does not exonerate parties to a transaction from exercising all their rights and obligations under the transaction documents. This document cannot be reproduced except in full, without prior written approval of the Company. Any unauthorized alteration, forgery or falsification of the content or appearance of this document is unlawful and offenders may be prosecuted to the fullest extent of the law. Unless otherwise stated the results shown in this test report refer only to the sample(s) tested and such sample(s) are retained for 30 days only.

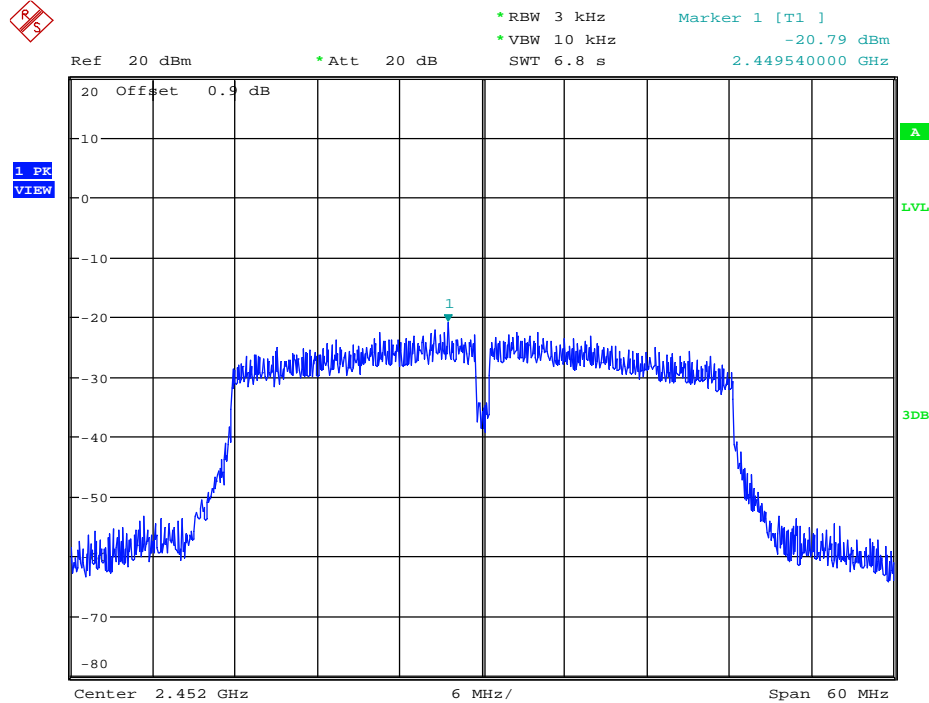
Attention: To check the authenticity of testing / inspection report & certificate, please contact us at telephone: (86-755) 8307 1443, or email: CN.Doccheck@sgs.com

SGS-CSTC Standards Technical Services Co., Ltd.
Shenzhen Branch

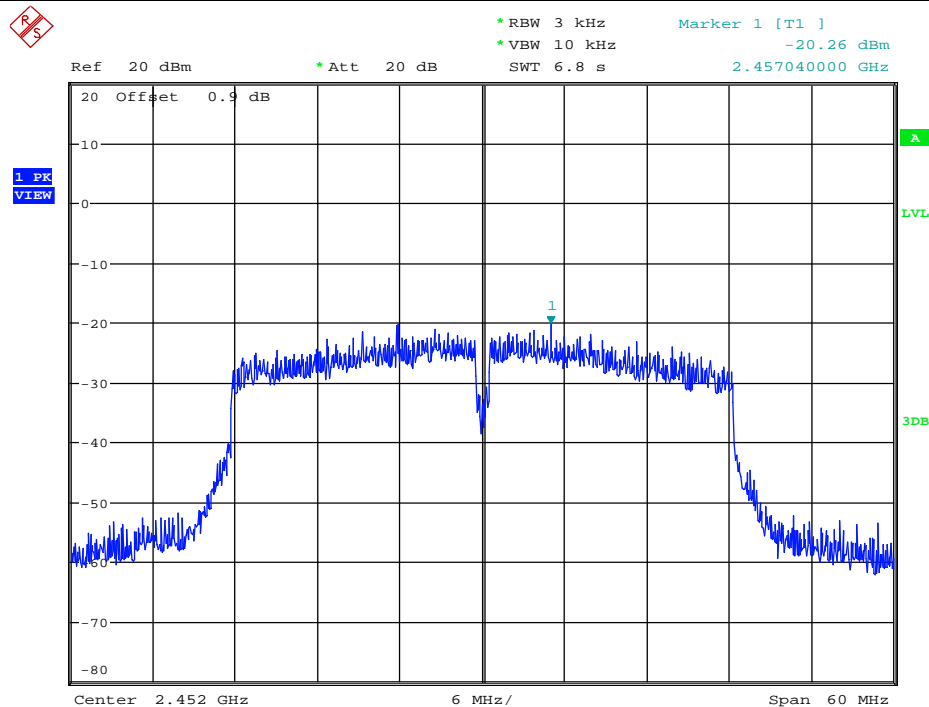
No.1 Workshop, M-10, Middle Section, Science & Technology Park, Shenzhen, China 518057 t (86-755) 26012053 f (86-755) 26710594 www.sgs.com.cn
中国·深圳·科技园中区M-10栋一号厂房 邮编: 518057 t (86-755) 26012053 f (86-755) 26710594 sgs.china@sgs.com



Maximum Peak power spectral density_11N40SISO_2452_Ant1



Maximum Peak power spectral density_11N40SISO_2452_Ant2



Unless otherwise agreed in writing, this document is issued by the Company subject to its General Conditions of Service printed overleaf, available on request or accessible at <http://www.sgs.com/en/Terms-and-Conditions.aspx> and, for electronic format documents, subject to Terms and Conditions for Electronic Documents at <http://www.sgs.com/en/Terms-and-Conditions/Terms-e-Documents.aspx>. Attention is drawn to the limitation of liability, indemnification and jurisdiction issues defined therein. Any holder of this document is advised that information contained hereon reflects the Company's findings at the time of its intervention only and within the limits of Client's instructions, if any. The Company's sole responsibility is to its Client and this document does not exonerate parties to a transaction from exercising all their rights and obligations under the transaction documents. This document cannot be reproduced except in full, without prior written approval of the Company. Any unauthorized alteration, forgery or falsification of the content or appearance of this document is unlawful and offenders may be prosecuted to the fullest extent of the law. Unless otherwise stated the results shown in this test report refer only to the sample(s) tested and such sample(s) are retained for 30 days only.

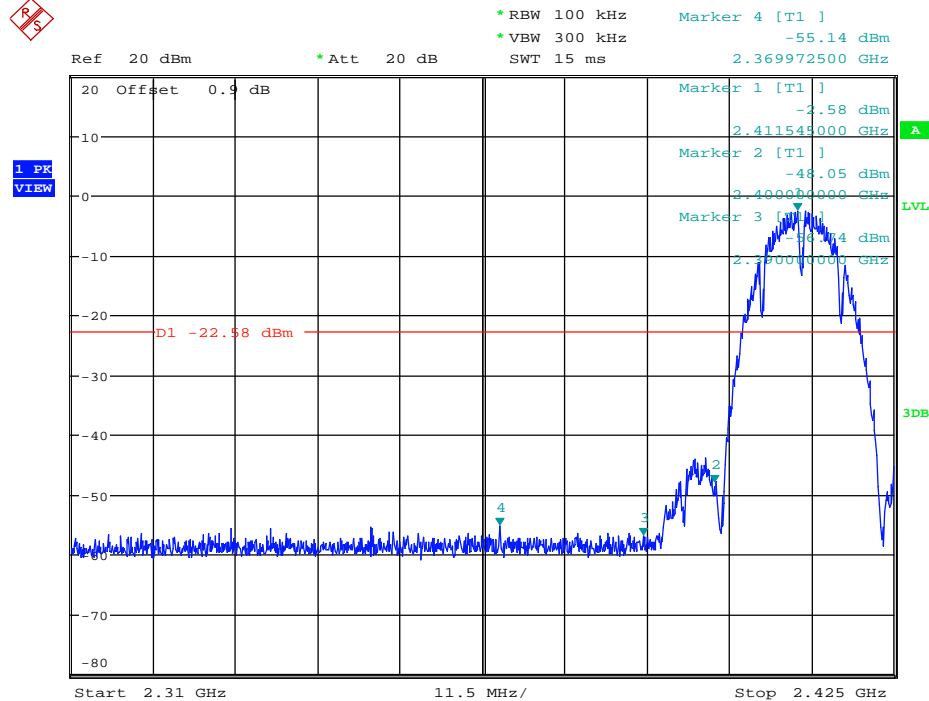
Attention: To check the authenticity of testing / inspection report & certificate, please contact us at telephone: (86-755) 8307 1443, or email: CN.Doccheck@sgs.com

No.1 Workshop, M-10, Middle Section, Science & Technology Park, Shenzhen, China 518057 t (86-755) 26012053 f (86-755) 26710594 www.sgs.com.cn
中国·深圳·科技园中区M-10栋一号厂房 邮编: 518057 t (86-755) 26012053 f (86-755) 26710594 sgs.china@sgs.com

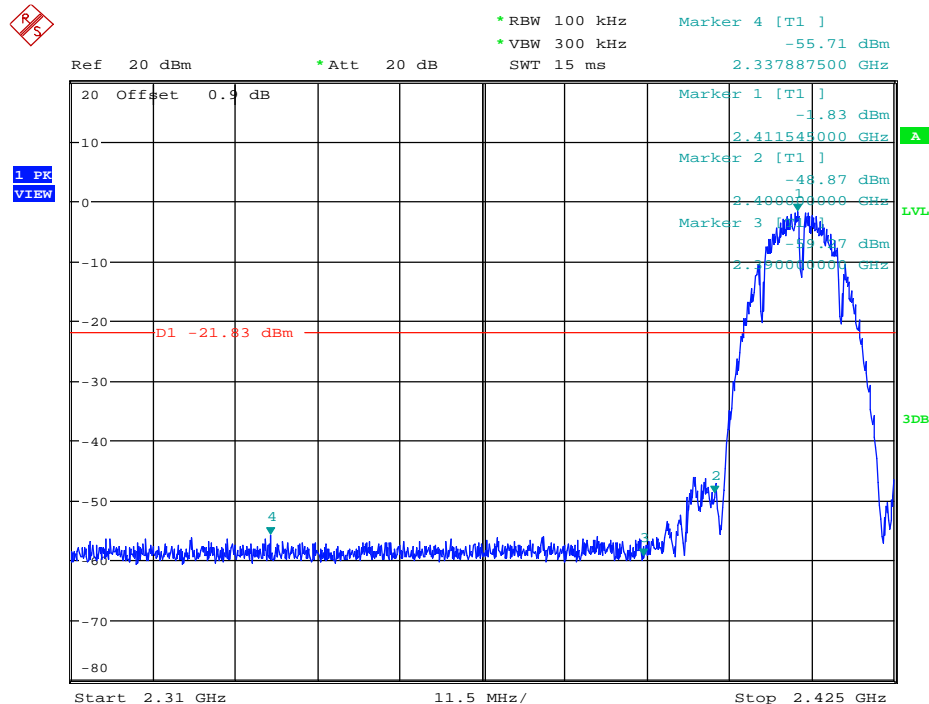
4. Band-edge for RF Conducted Emissions

Test Mode	Test Channel	Ant	Carrier Power[dBm]	Max. Spurious Level [dBm]	Limit [dBm]	Verdict
11B	2412	Ant1	-2.580	-55.142	<-22.58	PASS
11B	2412	Ant2	-1.830	-55.707	<-21.83	PASS
11B	2462	Ant1	-2.130	-56.482	<-22.13	PASS
11B	2462	Ant2	-2.610	-55.355	<-22.61	PASS
11G	2412	Ant1	-2.010	-49.597	<-22.01	PASS
11G	2412	Ant2	-1.650	-49.995	<-21.65	PASS
11G	2462	Ant1	-3.470	-51.300	<-23.47	PASS
11G	2462	Ant2	-3.020	-51.086	<-23.02	PASS
11N20SISO	2412	Ant1	-1.870	-47.533	<-21.87	PASS
11N20SISO	2412	Ant2	-1.820	-46.466	<-21.82	PASS
11N20SISO	2462	Ant1	-2.730	-47.670	<-22.73	PASS
11N20SISO	2462	Ant2	-2.950	-46.501	<-22.95	PASS
11N40SISO	2422	Ant1	-5.190	-39.686	<-25.19	PASS
11N40SISO	2422	Ant2	-4.610	-38.105	<-24.61	PASS
11N40SISO	2452	Ant1	-5.760	-43.986	<-25.76	PASS
11N40SISO	2452	Ant2	-4.790	-41.556	<-24.79	PASS

Band-edge for RF Conducted Emissions_11B_2412_Ant1



Band-edge for RF Conducted Emissions_11B_2412_Ant2

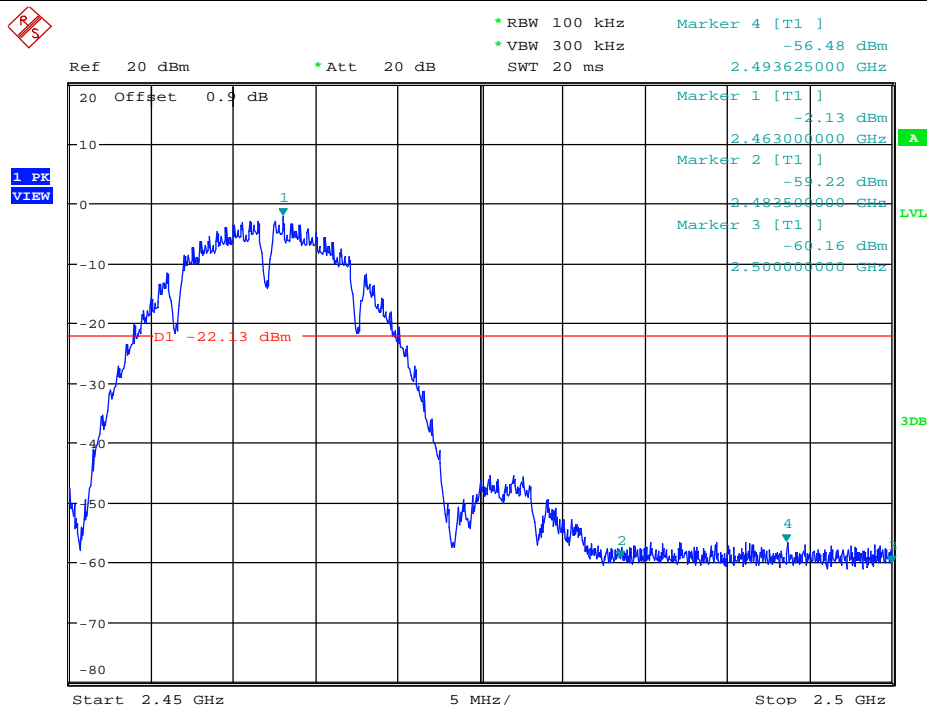


Unless otherwise agreed in writing, this document is issued by the Company subject to its General Conditions of Service printed overleaf, available on request or accessible at <http://www.sgs.com/en/Terms-and-Conditions.aspx> and, for electronic format documents, subject to Terms and Conditions for Electronic Documents at <http://www.sgs.com/en/Terms-and-Conditions/Terms-e-Documents.aspx>. Attention is drawn to the limitation of liability, indemnification and jurisdiction issues defined therein. Any holder of this document is advised that information contained hereon reflects the Company's findings at the time of its intervention only and within the limits of Client's instructions, if any. The Company's sole responsibility is to its Client and this document does not exonerate parties to a transaction from exercising all their rights and obligations under the transaction documents. This document cannot be reproduced except in full, without prior written approval of the Company. Any unauthorized alteration, forgery or falsification of the content or appearance of this document is unlawful and offenders may be prosecuted to the fullest extent of the law. Unless otherwise stated the results shown in this test report refer only to the sample(s) tested and such sample(s) are retained for 30 days only.

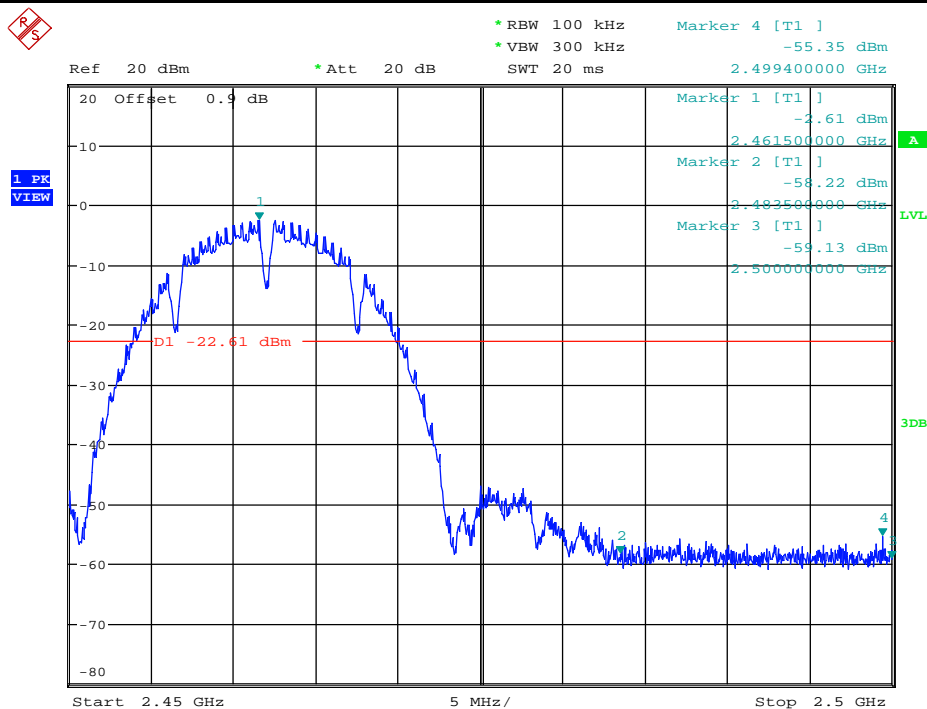
Attention: To check the authenticity of testing / inspection report & certificate, please contact us at telephone: (86-755) 8307 1443, or email: CN.Doccheck@sgs.com

No.1 Workshop, M-10, Middle Section, Science & Technology Park, Shenzhen, China 518057 t (86-755) 26012053 f (86-755) 26710594 www.sgsgroup.com.cn
中国·深圳·科技园中区M-10栋一号厂房 邮编: 518057 t (86-755) 26012053 f (86-755) 26710594 sgs.china@sgs.com

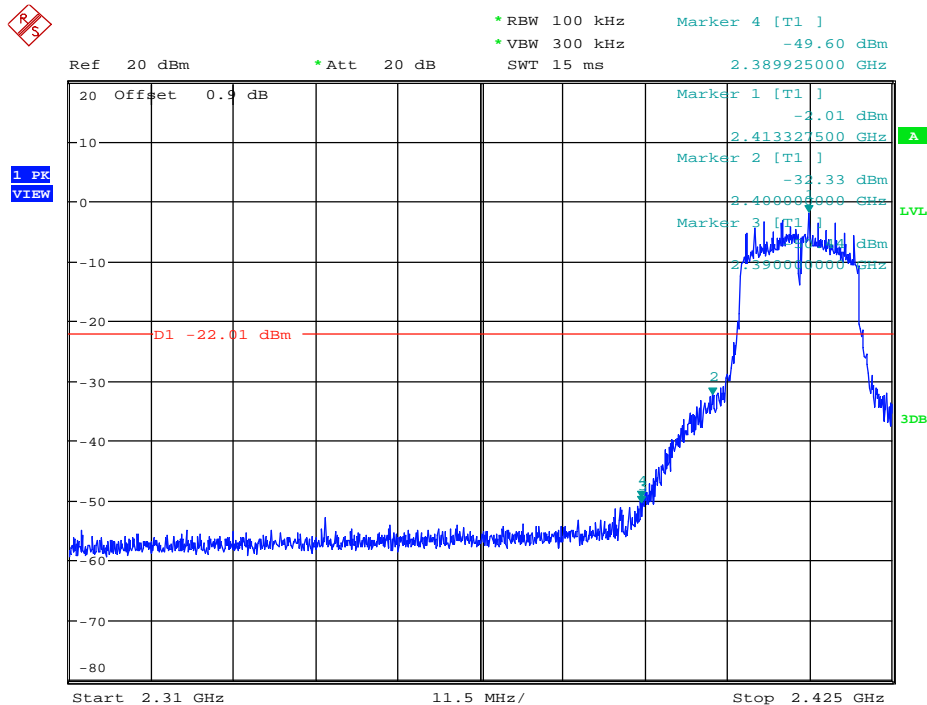
Band-edge for RF Conducted Emissions_11B_2462_Ant1



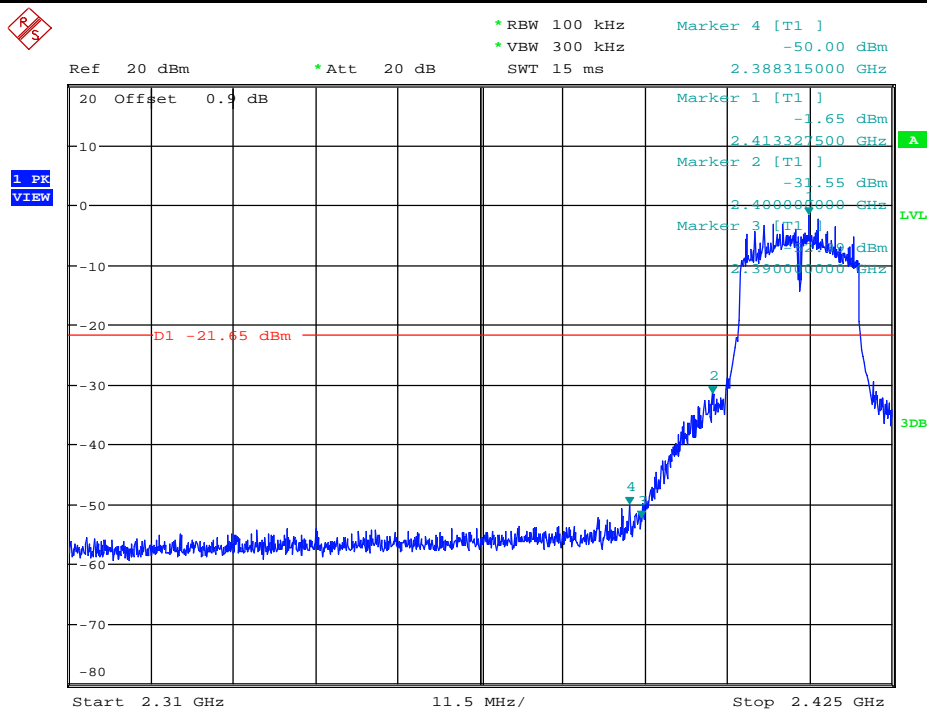
Band-edge for RF Conducted Emissions_11B_2462_Ant2



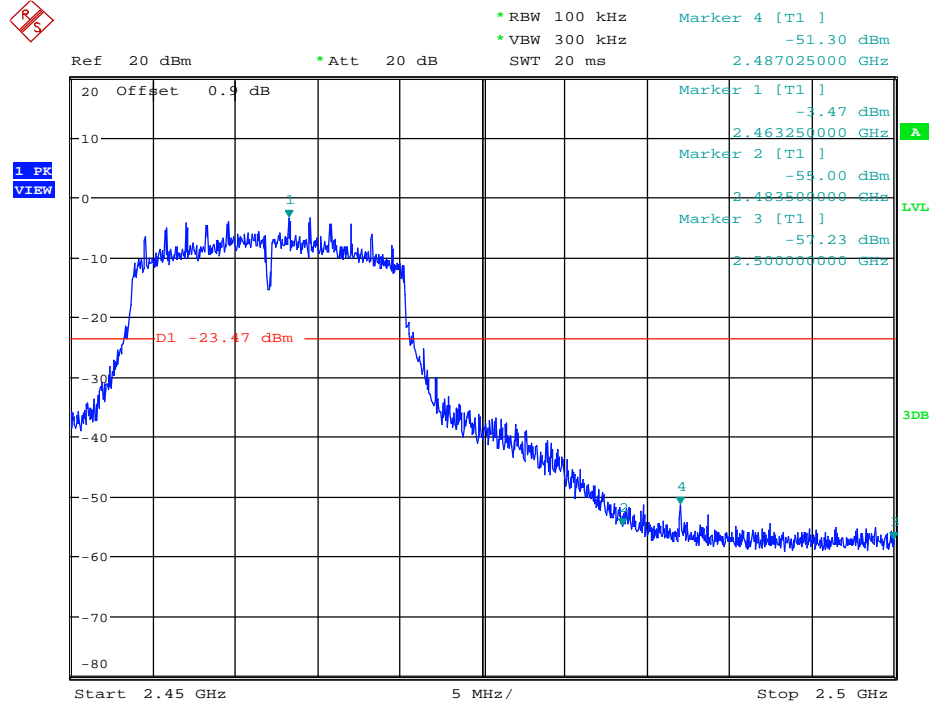
Band-edge for RF Conducted Emissions_11G_2412_Ant1



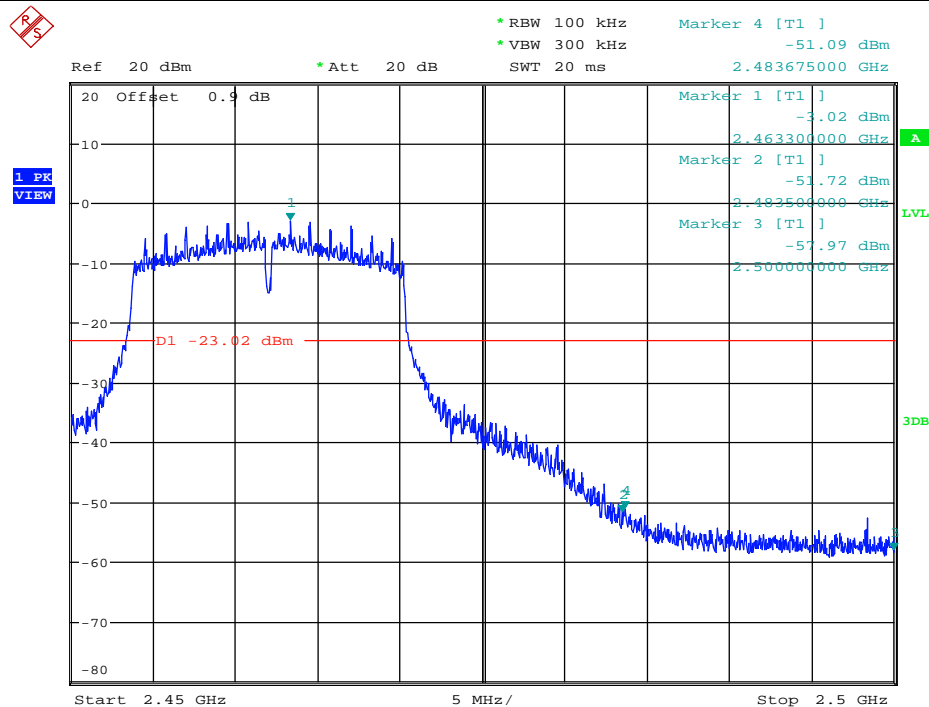
Band-edge for RF Conducted Emissions_11G_2412_Ant2



Band-edge for RF Conducted Emissions_11G_2462_Ant1

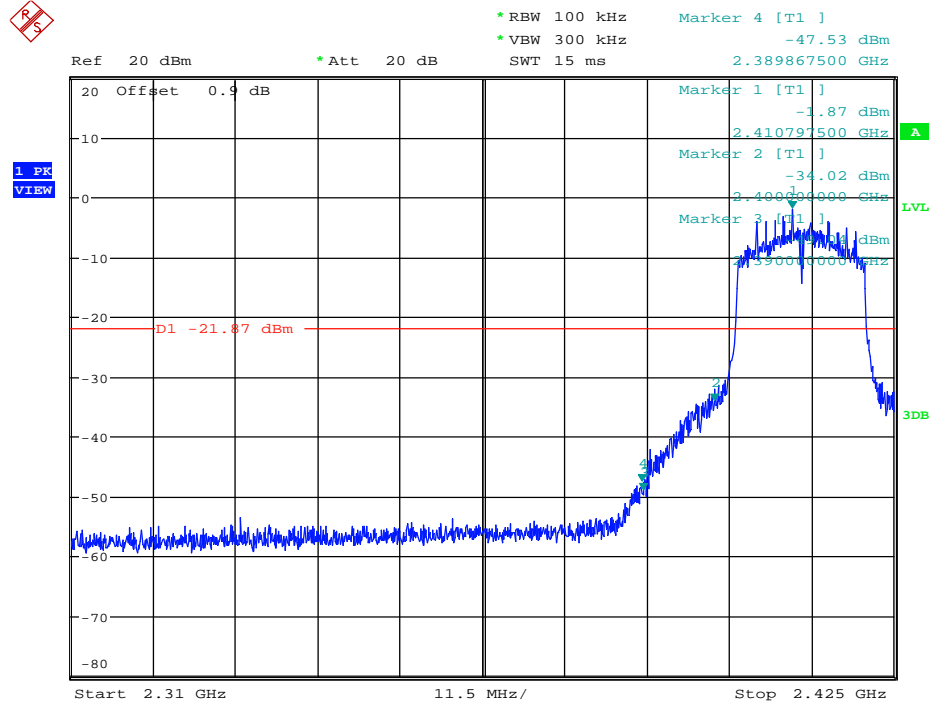


Band-edge for RF Conducted Emissions_11G_2462_Ant2

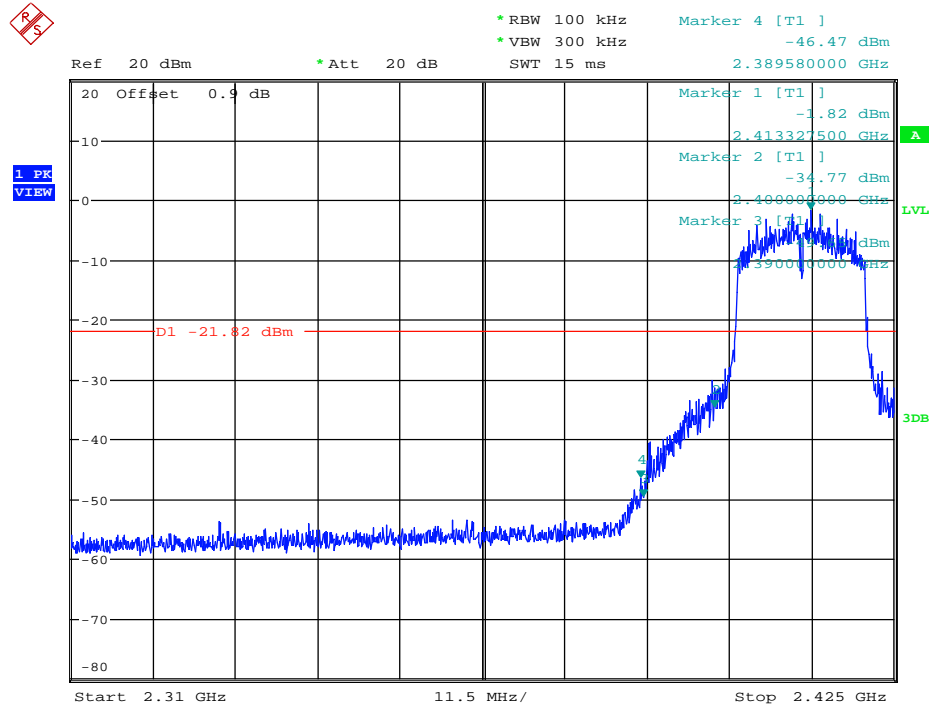


Unless otherwise agreed in writing, this document is issued by the Company subject to its General Conditions of Service printed overleaf, available on request or accessible at <http://www.sgs.com/en/Terms-and-Conditions.aspx> and, for electronic format documents, subject to Terms and Conditions for Electronic Documents at <http://www.sgs.com/en/Terms-and-Conditions/Terms-e-Documents.aspx>. Attention is drawn to the limitation of liability, indemnification and jurisdiction issues defined therein. Any holder of this document is advised that information contained hereon reflects the Company's findings at the time of its intervention only and within the limits of Client's instructions, if any. The Company's sole responsibility is to its Client and this document does not exonerate parties to a transaction from exercising all their rights and obligations under the transaction documents. This document cannot be reproduced except in full, without prior written approval of the Company. Any unauthorized alteration, forgery or falsification of the content or appearance of this document is unlawful and offenders may be prosecuted to the fullest extent of the law. Unless otherwise stated the results shown in this test report refer only to the sample(s) tested and such sample(s) are retained for 30 days only.

Band-edge for RF Conducted Emissions_11N20SISO_2412_Ant1



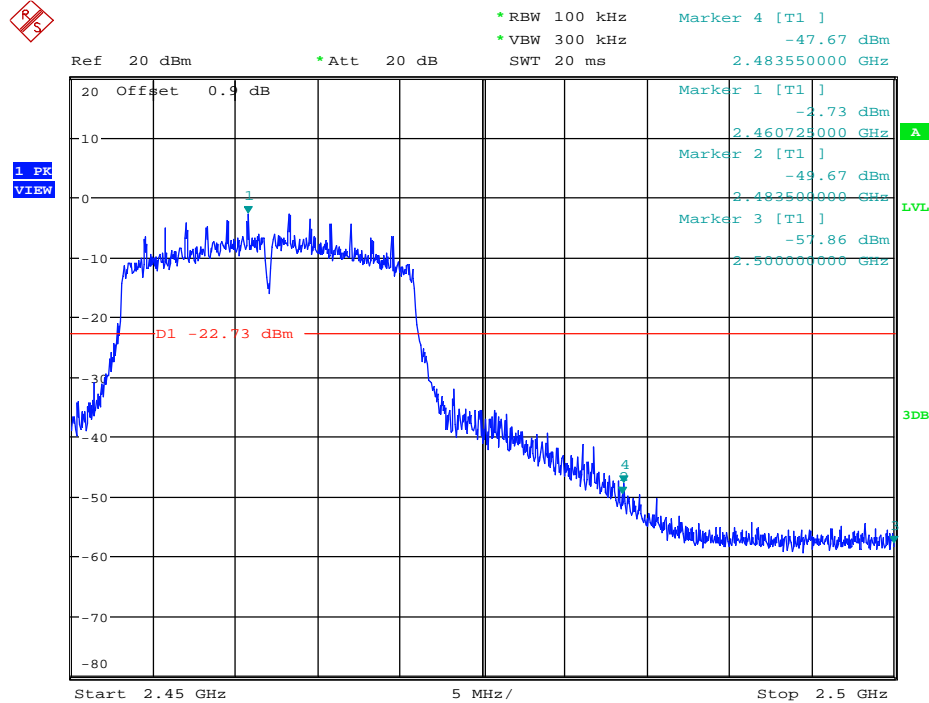
Band-edge for RF Conducted Emissions_11N20SISO_2412_Ant2



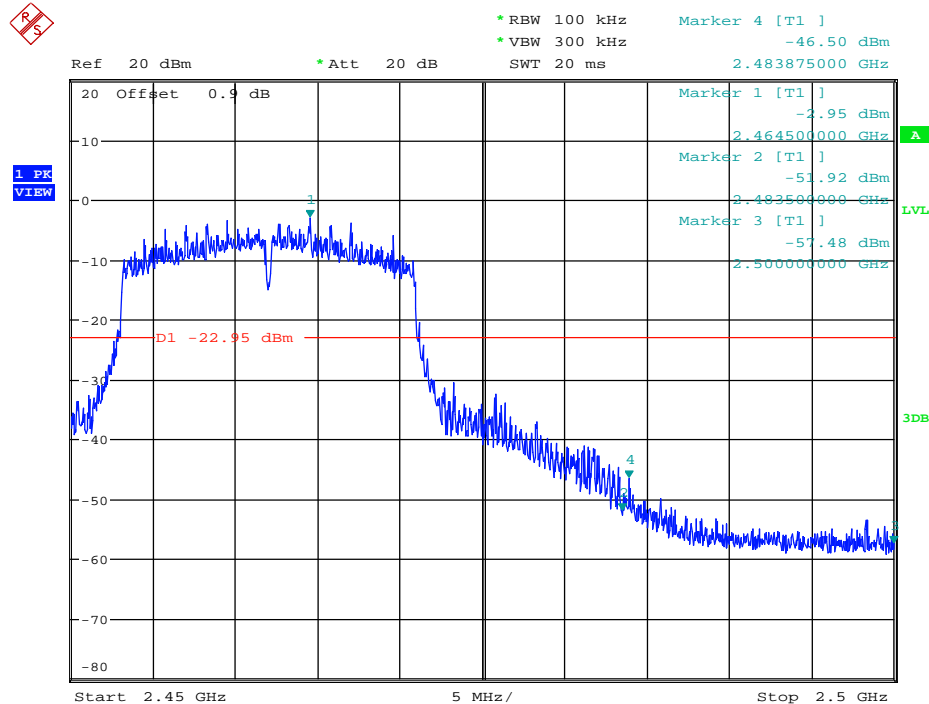
Unless otherwise agreed in writing, this document is issued by the Company subject to its General Conditions of Service printed overleaf, available on request or accessible at <http://www.sgs.com/en/Terms-and-Conditions.aspx> and, for electronic format documents, subject to Terms and Conditions for Electronic Documents at <http://www.sgs.com/en/Terms-and-Conditions/Terms-e-Documents.aspx>. Attention is drawn to the limitation of liability, indemnification and jurisdiction issues defined therein. Any holder of this document is advised that information contained hereon reflects the Company's findings at the time of its intervention only and within the limits of Client's instructions, if any. The Company's sole responsibility is to its Client and this document does not exonerate parties to a transaction from exercising all their rights and obligations under the transaction documents. This document cannot be reproduced except in full, without prior written approval of the Company. Any unauthorized alteration, forgery or falsification of the content or appearance of this document is unlawful and offenders may be prosecuted to the fullest extent of the law. Unless otherwise stated the results shown in this test report refer only to the sample(s) tested and such sample(s) are retained for 30 days only.

Attention: To check the authenticity of testing / inspection report and certificate, please contact us at telephone: (86-755) 83071443, or email: CN.Doccheck@sgs.com

Band-edge for RF Conducted Emissions_11N20SISO_2462_Ant1



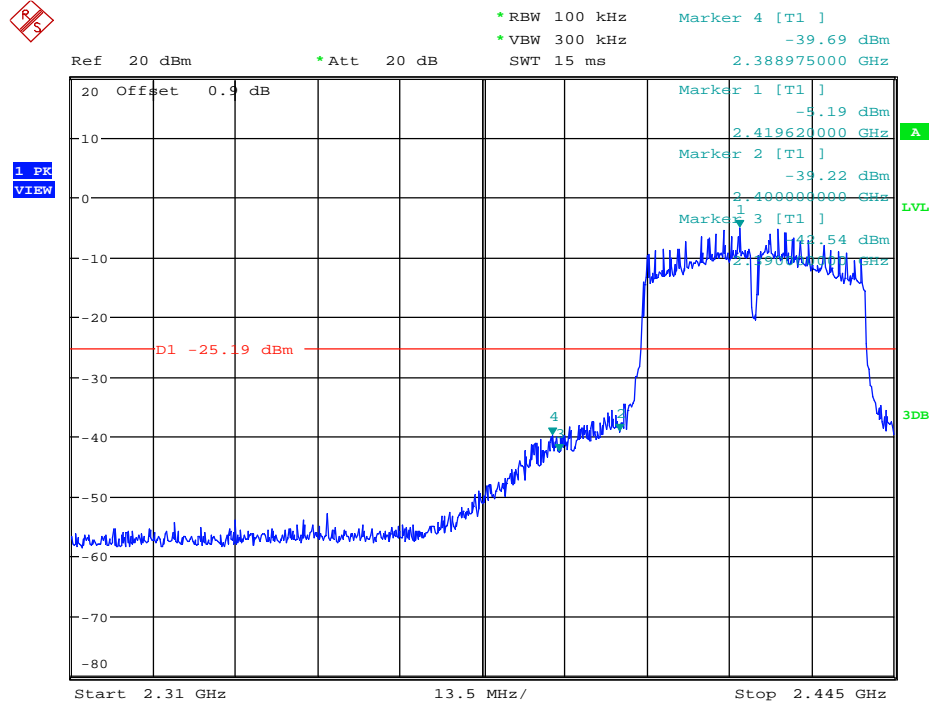
Band-edge for RF Conducted Emissions_11N20SISO_2462_Ant2



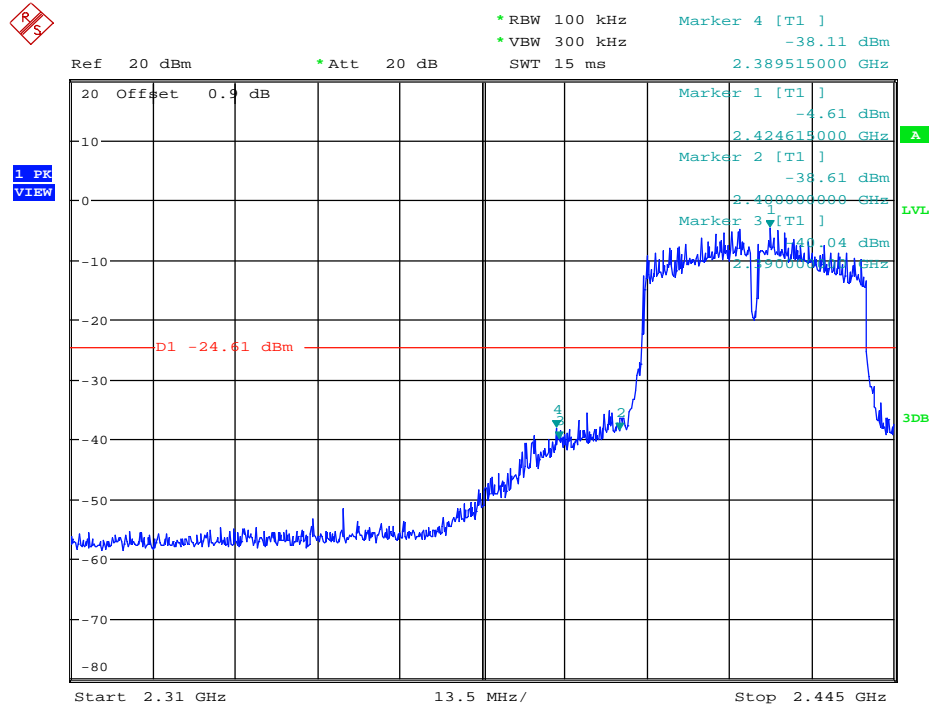
Unless otherwise agreed in writing, this document is issued by the Company subject to its General Conditions of Service printed overleaf, available on request or accessible at <http://www.sgs.com/en/Terms-and-Conditions.aspx> and, for electronic format documents, subject to Terms and Conditions for Electronic Documents at <http://www.sgs.com/en/Terms-and-Conditions/Terms-e-Documents.aspx>. Attention is drawn to the limitation of liability, indemnification and jurisdiction issues defined therein. Any holder of this document is advised that information contained hereon reflects the Company's findings at the time of its intervention only and within the limits of Client's instructions, if any. The Company's sole responsibility is to its Client and this document does not exonerate parties to a transaction from exercising all their rights and obligations under the transaction documents. This document cannot be reproduced except in full, without prior written approval of the Company. Any unauthorized alteration, forgery or falsification of the content or appearance of this document is unlawful and offenders may be prosecuted to the fullest extent of the law. Unless otherwise stated the results shown in this test report refer only to the sample(s) tested and such sample(s) are retained for 30 days only.

Attention: To check the authenticity of testing / inspection report and certificate, please contact us at telephone: (86-755) 8307 1443, or email: CN.Doccheck@sgs.com

Band-edge for RF Conducted Emissions_11N40SISO_2422_Ant1



Band-edge for RF Conducted Emissions_11N40SISO_2422_Ant2



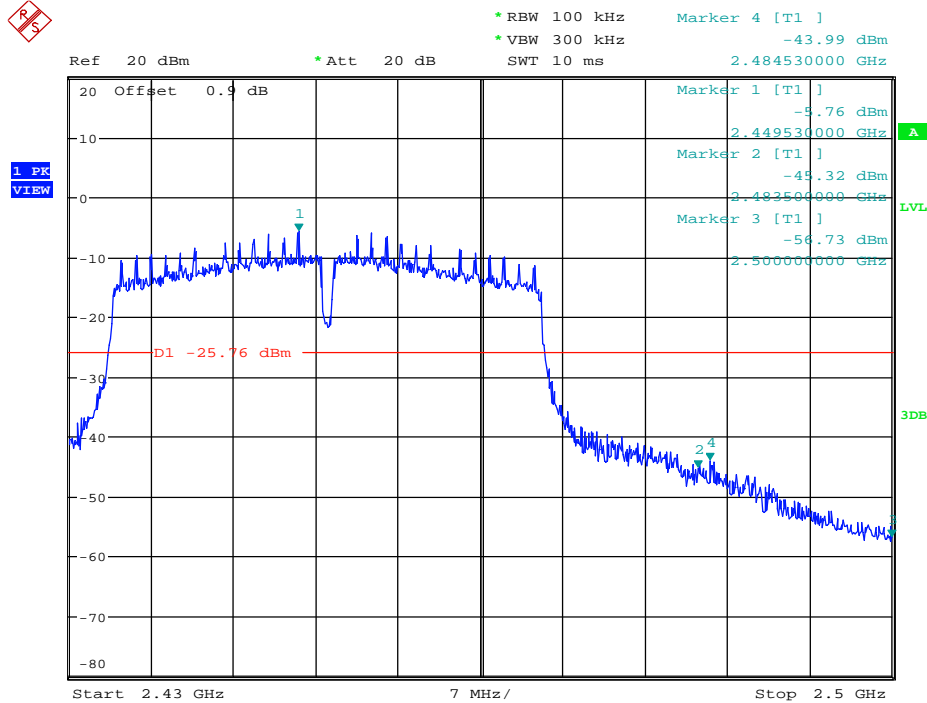
Unless otherwise agreed in writing, this document is issued by the Company subject to its General Conditions of Service printed overleaf, available on request or accessible at <http://www.sgs.com/en/Terms-and-Conditions.aspx>, and for electronic form documents subject to Terms and Conditions for Electronic Documents at <http://www.sgs.com/en/Terms-and-Conditions/Terms-e-Documents.aspx>. Attention is drawn to the limitation of liability, indemnification and jurisdiction issues defined therein. Any holder of this document is advised that information contained hereon reflects the Company's findings at the time of its intervention only and within the limits of Client's instructions, if any. The Company's sole responsibility is to its Client and this document does not exonerate parties to a contract from their own legal and criminal responsibilities. The Company's intervention is not intended to be a legal opinion, except in full, without prior written approval of the Company. Any unauthorized alteration, forgery or falsification of the content or appearance of this document is unlawful and offenders may be prosecuted to the fullest extent of the law. Unless otherwise stated the results shown in this test report refer only to the sample(s) tested and such sample(s) are retained for 30 days only.

Attention: To check the authenticity of testing / inspection report & certificate, please contact us at telephone: (86-755) 8307 1443.

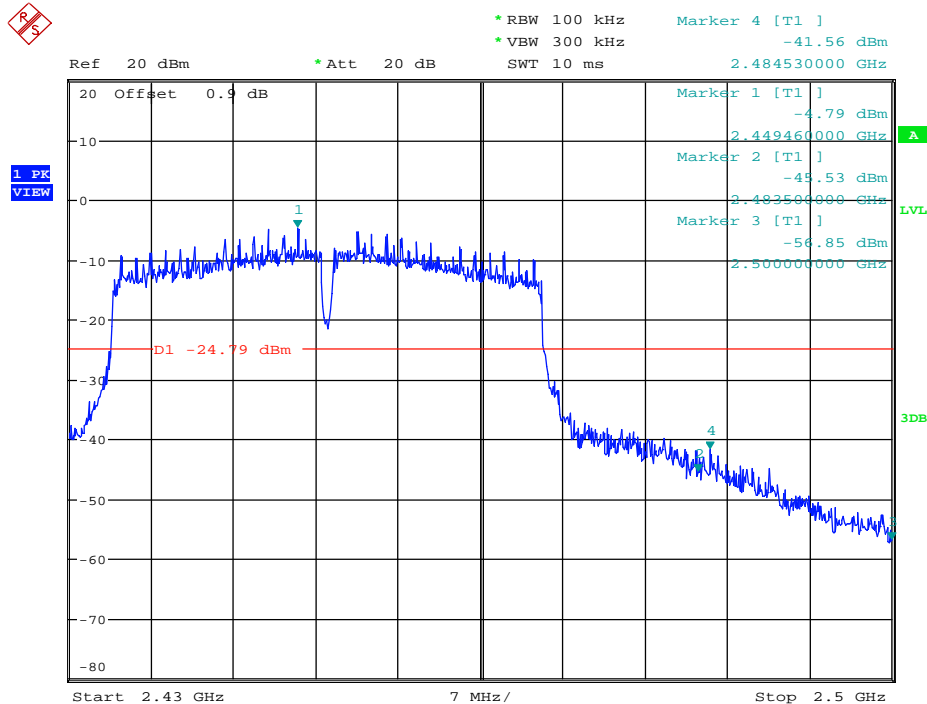
SGS-CSTC Standards Technical Services Co., Ltd.
Shenzhen Branch (Testing Center) EEC Laboratory.

No. 1 Workshop, M-10, Middle Section, Science & Technology Park, Shenzhen, China 518057 t (86-755) 26012053 f (86-755) 26710594 www.sgsgroup.com.cn
 中国·深圳·科技园中区M-10栋一号厂房 邮编: 518057 t (86-755) 26012053 f (86-755) 26710594 sgsg.china@sgs.com

Band-edge for RF Conducted Emissions_11N40ISO_2452_Ant1



Band-edge for RF Conducted Emissions_11N40ISO_2452_Ant2



Unless otherwise agreed in writing, this document is issued by the Company subject to its General Conditions of Service printed overleaf, available on request or accessible at <http://www.sgs.com/en/Terms-and-Conditions.aspx> and, for electronic format documents, subject to Terms and Conditions for Electronic Documents at <http://www.sgs.com/en/Terms-and-Conditions/Terms-e-Documents.aspx>. Attention is drawn to the limitation of liability, indemnification and jurisdiction issues defined therein. Any holder of this document is advised that information contained hereon reflects the Company's findings at the time of its intervention only and within the limits of Client's instructions, if any. The Company's sole responsibility is to its Client and this document does not exonerate parties to a transaction from exercising all their rights and obligations under the transaction documents. This document cannot be reproduced except in full, without prior written approval of the Company. Any unauthorized alteration, forgery or falsification of the content or appearance of this document is unlawful and offenders may be prosecuted to the fullest extent of the law. Unless otherwise stated the results shown in this test report refer only to the sample(s) tested and such sample(s) are retained for 30 days only.

Attention: To check the authenticity of testing / inspection report and certificate, please contact us at telephone: (86-755) 83071443, or email: CN.Doccheck@sgs.com

5.RF Conducted Spurious Emissions

Test mode:	Test Channel	StartFre [MHz]	StopFre [MHz]	RBW [kHz]	VBW [kHz]	Pref[dBm]	Max. Level [dBm]	Limit [dBm]	Verdict
11B	2412	30	10000	1000	3000	-2.66	-44.400	<-22.66	PASS
11B	2412	10000	25000	1000	3000	-2.66	-45.010	<-22.66	PASS
11B	2412	30	10000	1000	3000	-1.93	-45.020	<-21.93	PASS
11B	2412	10000	25000	1000	3000	-1.93	-44.510	<-21.93	PASS
11B	2437	30	10000	1000	3000	-2.05	-42.170	<-22.05	PASS
11B	2437	10000	25000	1000	3000	-2.05	-44.850	<-22.05	PASS
11B	2437	30	10000	1000	3000	-1.8	-44.370	<-21.8	PASS
11B	2437	10000	25000	1000	3000	-1.8	-45.200	<-21.8	PASS
11B	2462	30	10000	1000	3000	-3.09	-44.230	<-23.09	PASS
11B	2462	10000	25000	1000	3000	-3.09	-44.750	<-23.09	PASS
11B	2462	30	10000	1000	3000	-2.71	-44.810	<-22.71	PASS
11B	2462	10000	25000	1000	3000	-2.71	-44.950	<-22.71	PASS
11G	2412	30	10000	1000	3000	-1.91	-42.160	<-21.91	PASS
11G	2412	10000	25000	1000	3000	-1.91	-44.960	<-21.91	PASS
11G	2412	30	10000	1000	3000	-2.41	-43.250	<-22.41	PASS
11G	2412	10000	25000	1000	3000	-2.41	-45.230	<-22.41	PASS
11G	2437	30	10000	1000	3000	-2.8	-41.760	<-22.8	PASS
11G	2437	10000	25000	1000	3000	-2.8	-45.030	<-22.8	PASS
11G	2437	30	10000	1000	3000	-2.42	-42.750	<-22.42	PASS
11G	2437	10000	25000	1000	3000	-2.42	-45.000	<-22.42	PASS
11G	2462	30	10000	1000	3000	-3.11	-42.170	<-23.11	PASS
11G	2462	10000	25000	1000	3000	-3.11	-44.810	<-23.11	PASS
11G	2462	30	10000	1000	3000	-2.19	-40.210	<-22.19	PASS
11G	2462	10000	25000	1000	3000	-2.19	-45.050	<-22.19	PASS
11N20SISO	2412	30	10000	1000	3000	-1.74	-41.950	<-21.74	PASS
11N20SISO	2412	10000	25000	1000	3000	-1.74	-44.680	<-21.74	PASS
11N20SISO	2412	30	10000	1000	3000	-2.3	-44.690	<-22.3	PASS
11N20SISO	2412	10000	25000	1000	3000	-2.3	-44.940	<-22.3	PASS



Unless otherwise agreed in writing, this document is issued by the Company subject to its General Conditions of Service printed overleaf, available on request or accessible at <http://www.sgs.com/en/Terms-and-Conditions.aspx> and, for electronic format documents, subject to Terms and Conditions for Electronic Documents at <http://www.sgs.com/en/Terms-and-Conditions/Terms-e-Documents.aspx>. Attention is drawn to the limitation of liability, indemnification and jurisdiction issues defined therein. Any holder of this document is advised that information contained hereon reflects the Company's findings at the time of its intervention only and within the limits of Client's instructions, if any. The Company's sole responsibility is to its Client and this document does not exonerate parties to a transaction from exercising all their rights and obligations under the transaction documents. This document cannot be reproduced except in full, without prior written approval of the Company. Any unauthorized alteration, forgery or falsification of the content or appearance of this document is unlawful and offenders may be prosecuted to the fullest extent of the law. Unless otherwise stated the results shown in this test report refer only to the sample(s) tested and such sample(s) are retained for 30 days only.

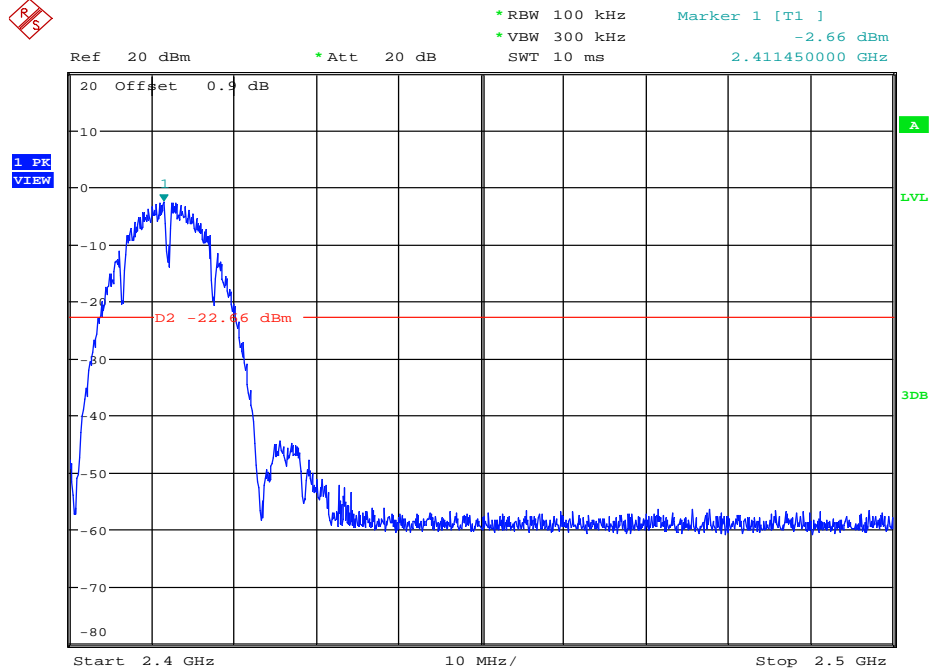
Attention: To check the authenticity of testing / inspection report & certificate, please contact us at telephone: (86-755) 8307 1443, or email: CN.Doccheck@sgs.com

No.1 Workshop, M-10, Middle Section, Science & Technology Park, Shenzhen, China 518057 t (86-755) 26012053 f (86-755) 26710594 www.sgsgroup.com.cn
中国·深圳·科技园中区M-10栋一号厂房 邮编: 518057 t (86-755) 26012053 f (86-755) 26710594 sgs.china@sgs.com

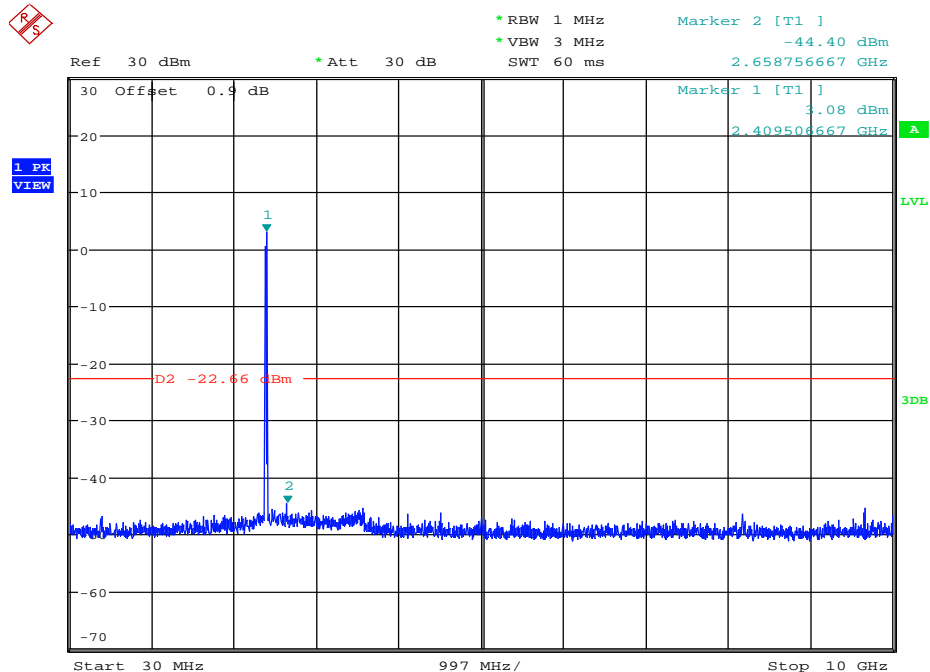
11N20SISO	2437	30	10000	1000	3000	-2.75	-40.790	<-22.75	PASS
11N20SISO	2437	10000	25000	1000	3000	-2.75	-44.360	<-22.75	PASS
11N20SISO	2437	30	10000	1000	3000	-1.89	-40.260	<-21.89	PASS
11N20SISO	2437	10000	25000	1000	3000	-1.89	-44.900	<-21.89	PASS
11N20SISO	2462	30	10000	1000	3000	-2.83	-41.890	<-22.83	PASS
11N20SISO	2462	10000	25000	1000	3000	-2.83	-45.060	<-22.83	PASS
11N20SISO	2462	30	10000	1000	3000	-2.13	-42.830	<-22.13	PASS
11N20SISO	2462	10000	25000	1000	3000	-2.13	-45.190	<-22.13	PASS
11N40SISO	2422	30	10000	1000	3000	-5.45	-43.290	<-25.45	PASS
11N40SISO	2422	10000	25000	1000	3000	-5.45	-44.410	<-25.45	PASS
11N40SISO	2422	30	10000	1000	3000	-5.32	-44.280	<-25.32	PASS
11N40SISO	2422	10000	25000	1000	3000	-5.32	-44.920	<-25.32	PASS
11N40SISO	2437	30	10000	1000	3000	-6.06	-43.360	<-26.06	PASS
11N40SISO	2437	10000	25000	1000	3000	-6.06	-45.220	<-26.06	PASS
11N40SISO	2437	30	10000	1000	3000	-5	-44.980	<-25	PASS
11N40SISO	2437	10000	25000	1000	3000	-5	-44.910	<-25	PASS
11N40SISO	2452	30	10000	1000	3000	-6.14	-44.110	<-26.14	PASS
11N40SISO	2452	10000	25000	1000	3000	-6.14	-44.690	<-26.14	PASS
11N40SISO	2452	30	10000	1000	3000	-4.86	-38.310	<-24.86	PASS
11N40SISO	2452	10000	25000	1000	3000	-4.86	-44.420	<-24.86	PASS

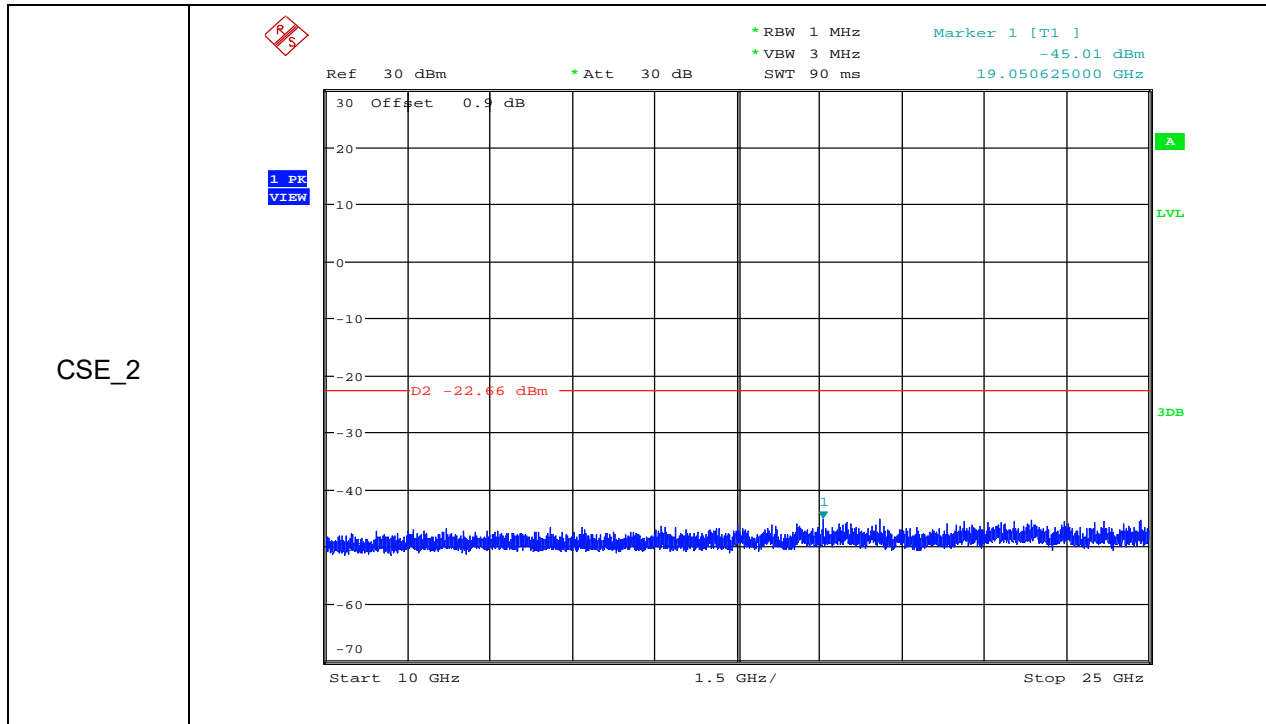
RF Conducted Spurious Emissions_11B_2412_Ant1

Pref

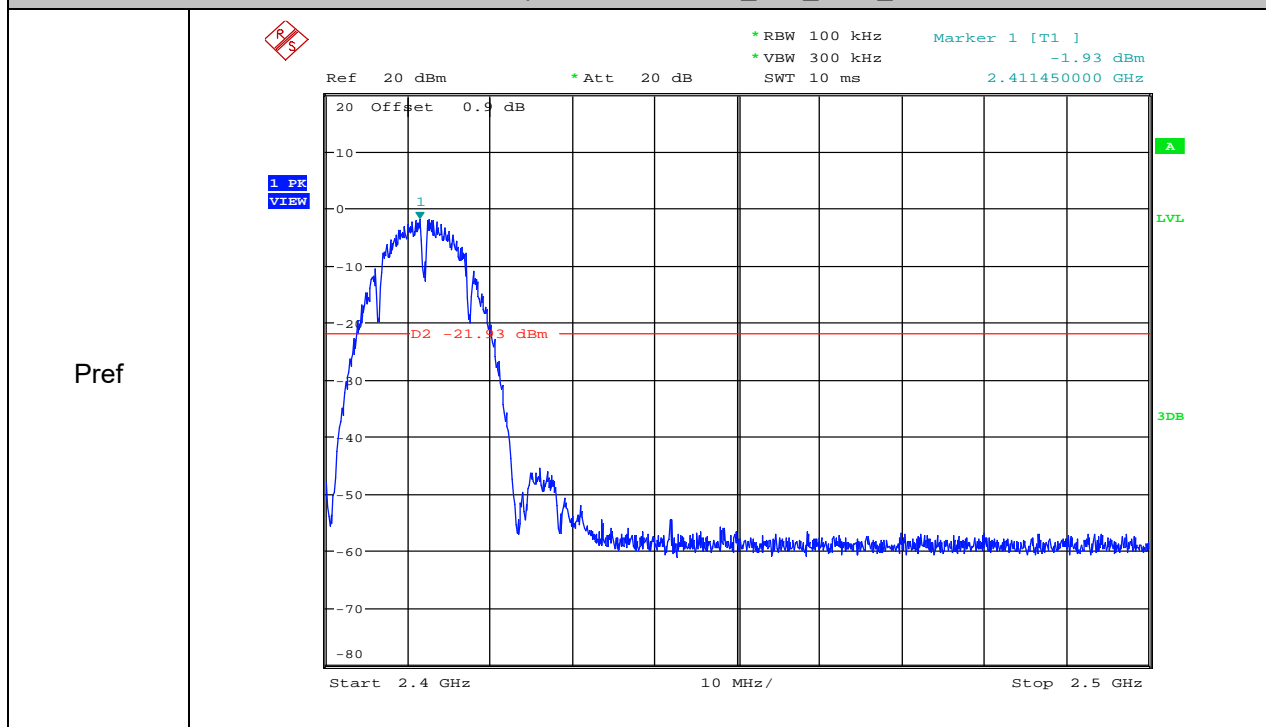


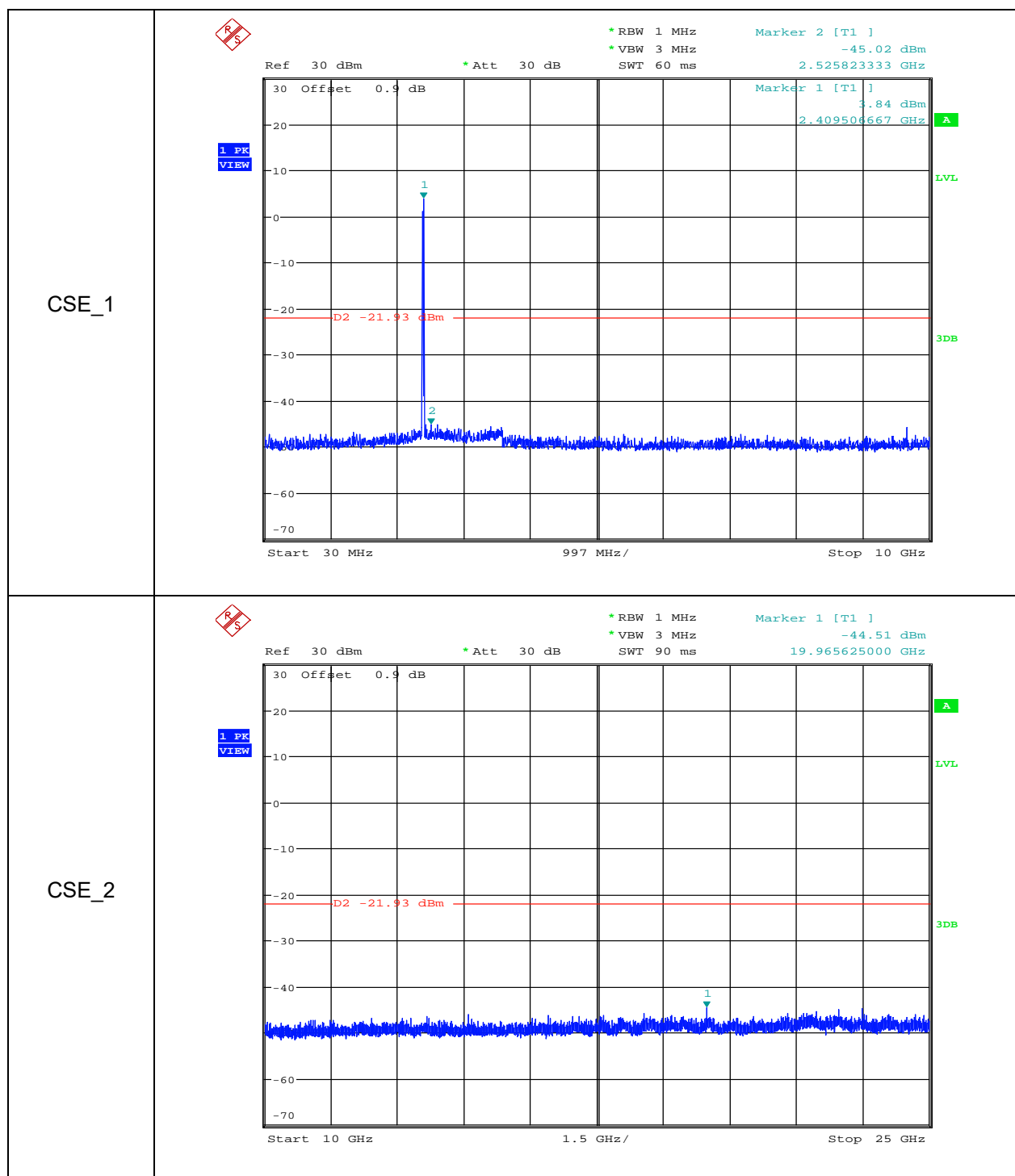
CSE_1





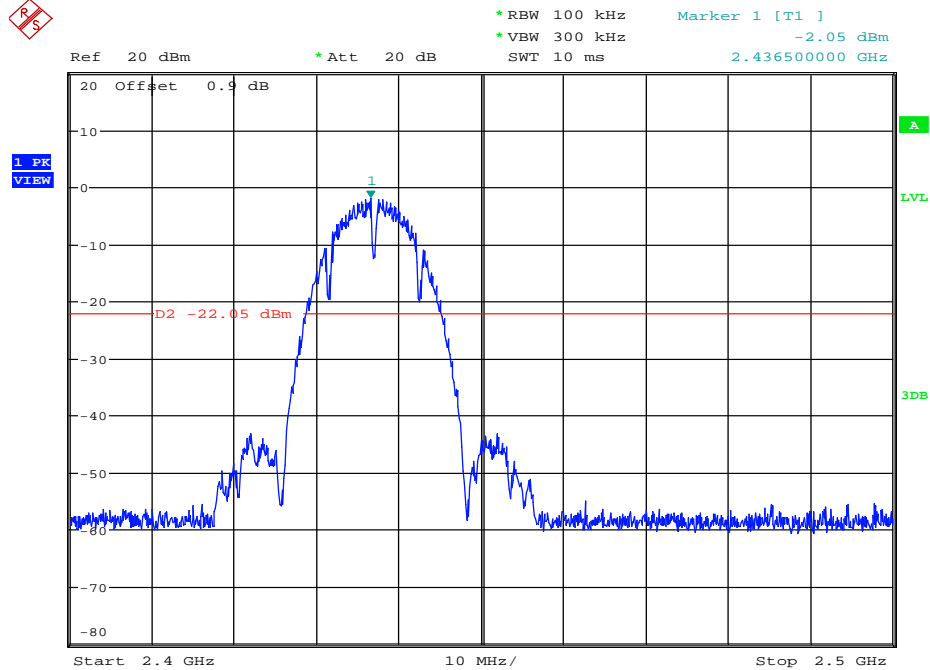
RF Conducted Spurious Emissions_11B_2412_Ant2



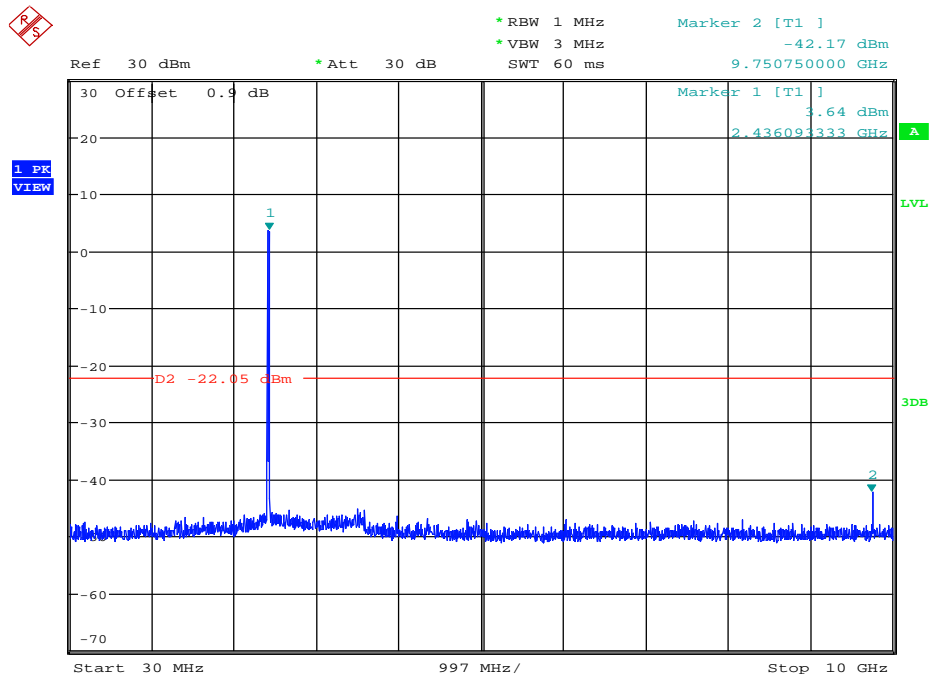


RF Conducted Spurious Emissions_11B_2437_Ant1

Pref

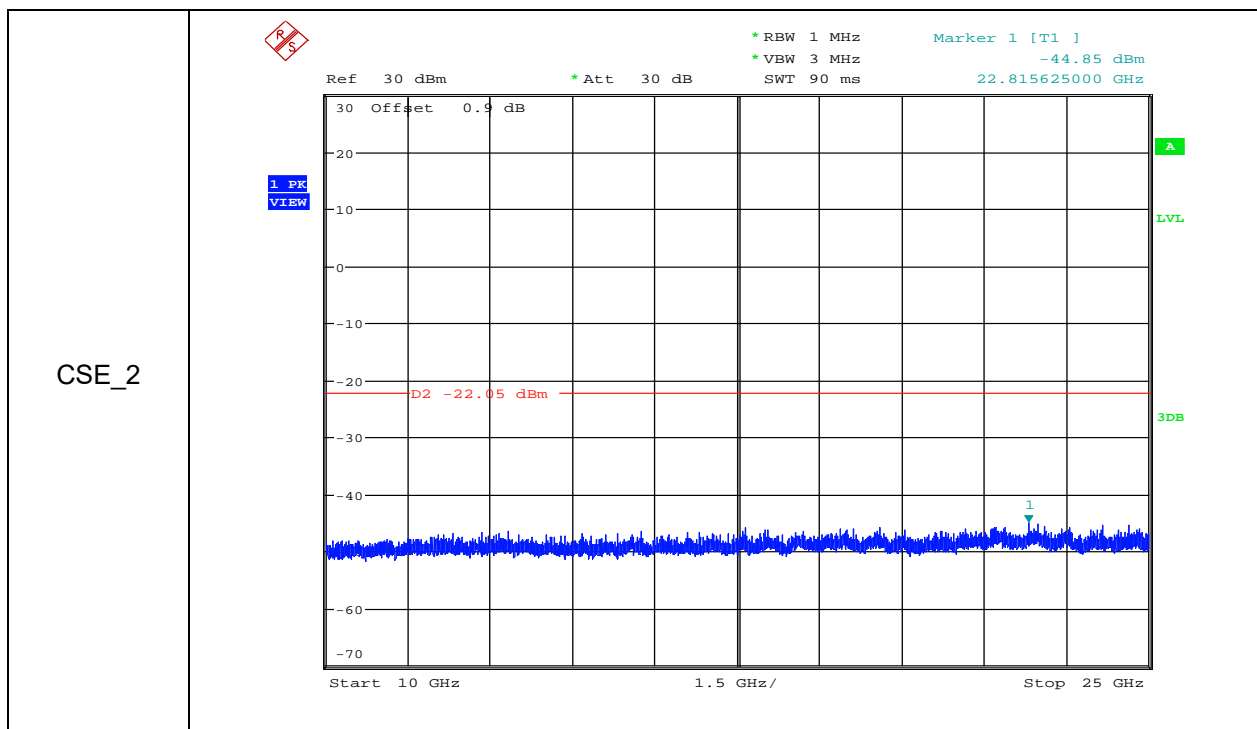


CSE_1

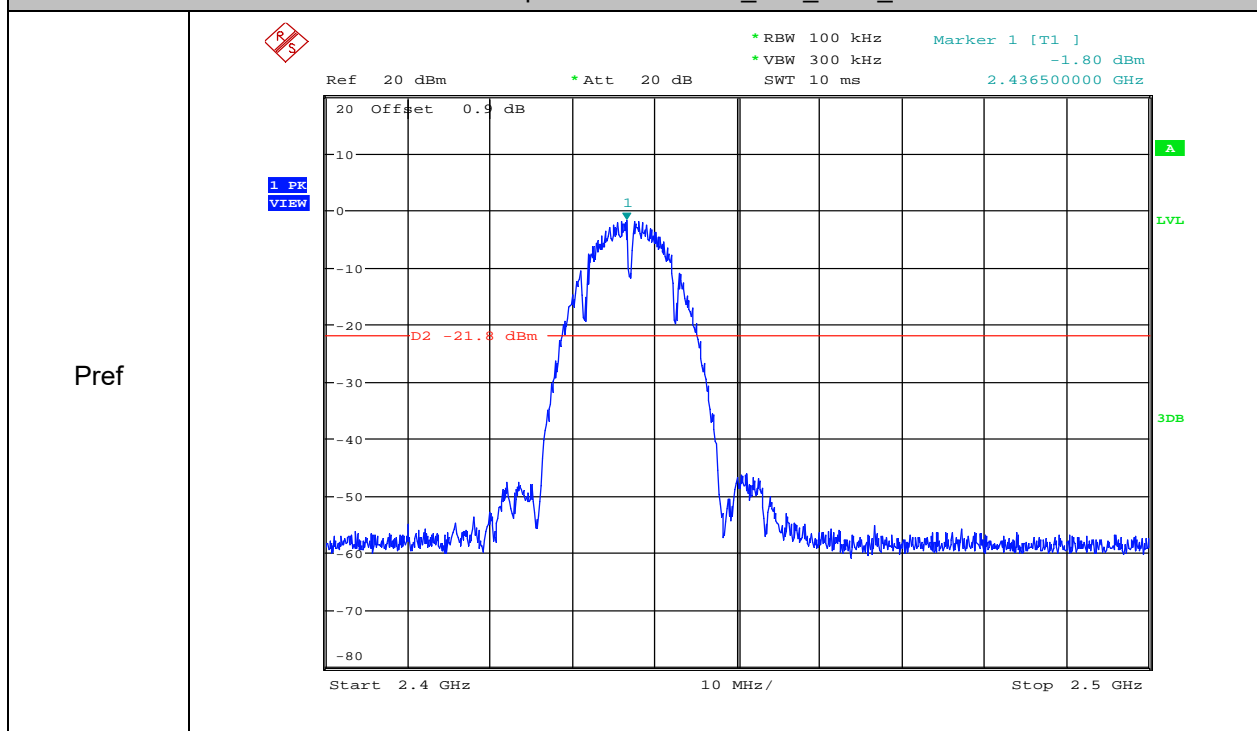


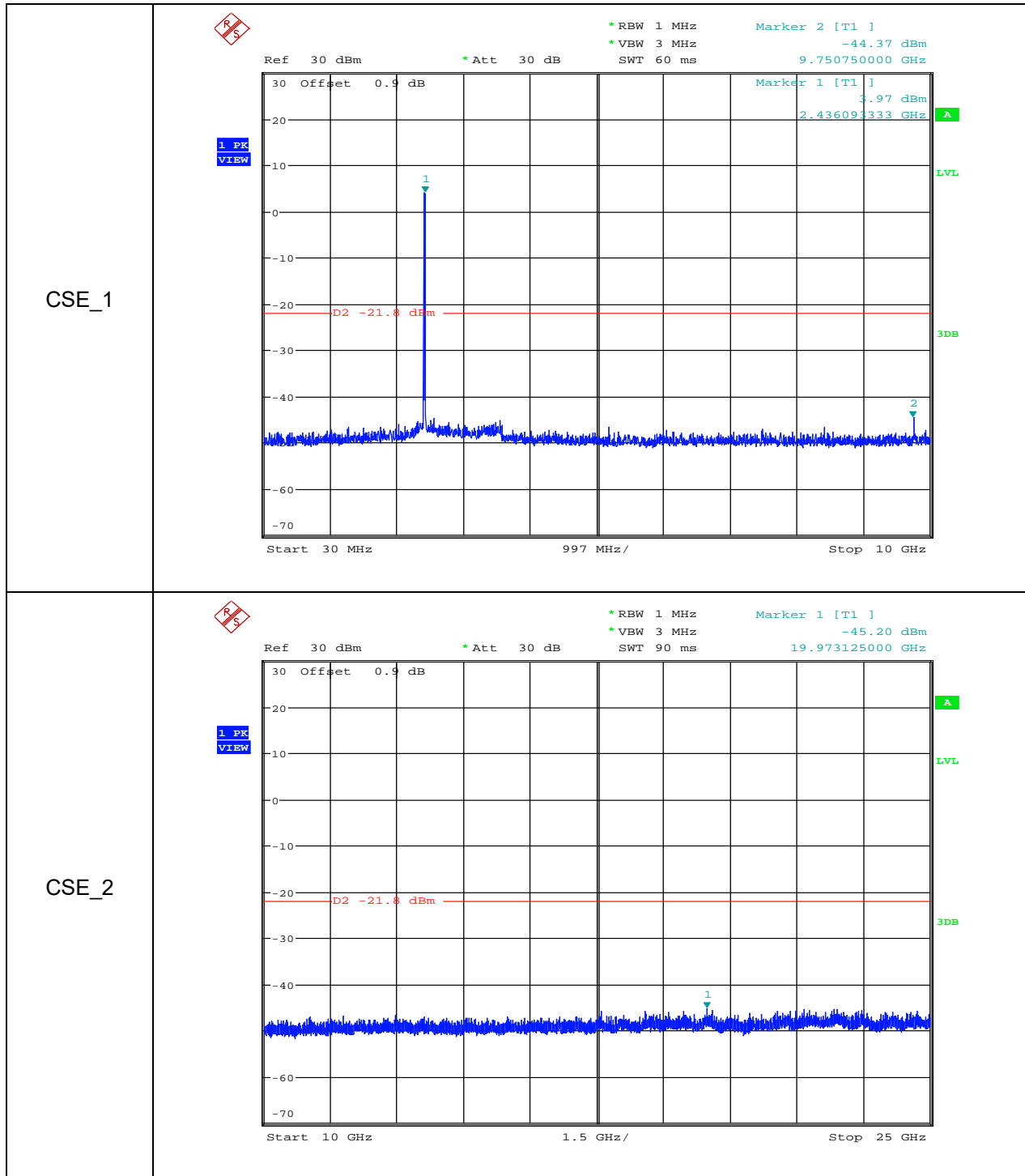
Unless otherwise agreed in writing, this document is issued by the Company subject to its General Conditions of Service printed overleaf, available on request or accessible at <http://www.sgs.com/en/Terms-and-Conditions.aspx> and, for electronic format documents, subject to Terms and Conditions for Electronic Documents at <http://www.sgs.com/en/Terms-and-Conditions/Terms-e-Documents.aspx>. Attention is drawn to the limitation of liability, indemnification and jurisdiction issues defined therein. Any holder of this document is advised that information contained hereon reflects the Company's findings at the time of its intervention only and within the limits of Client's instructions, if any. The Company's sole responsibility is to its Client and this document does not exonerate parties to a transaction from exercising all their rights and obligations under the transaction documents. This document cannot be reproduced except in full, without prior written approval of the Company. Any unauthorized alteration, forgery or falsification of the content or appearance of this document is unlawful and offenders may be prosecuted to the fullest extent of the law. Unless otherwise stated the results shown in this test report refer only to the sample(s) tested and such sample(s) are retained for 30 days only.

Attention: To check the authenticity of testing / inspection report & certificate, please contact us at telephone: (86-755) 83071443, or email: CN.Doccheck@sgs.com



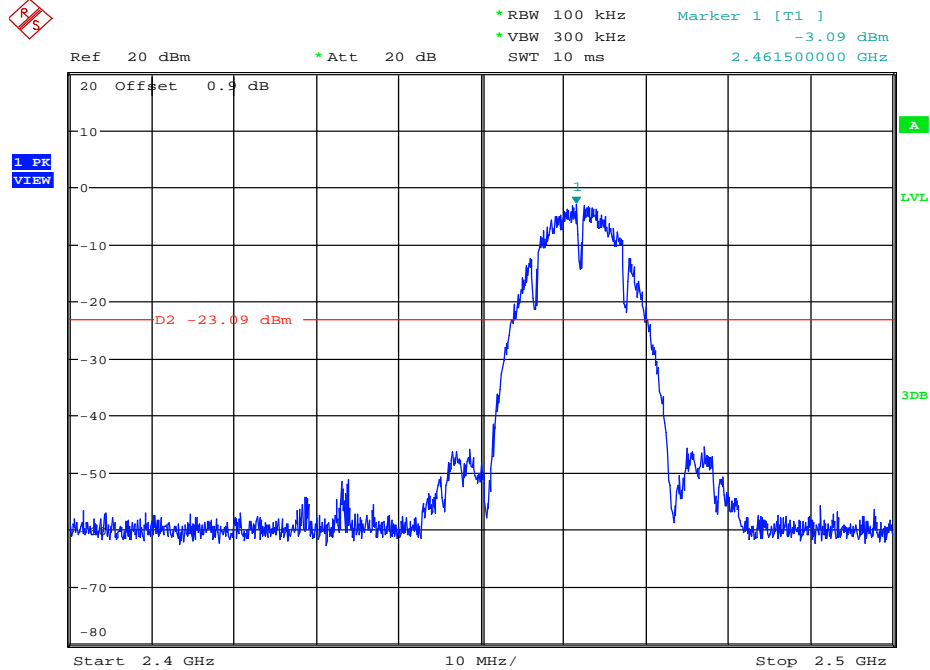
RF Conducted Spurious Emissions_11B_2437_Ant2



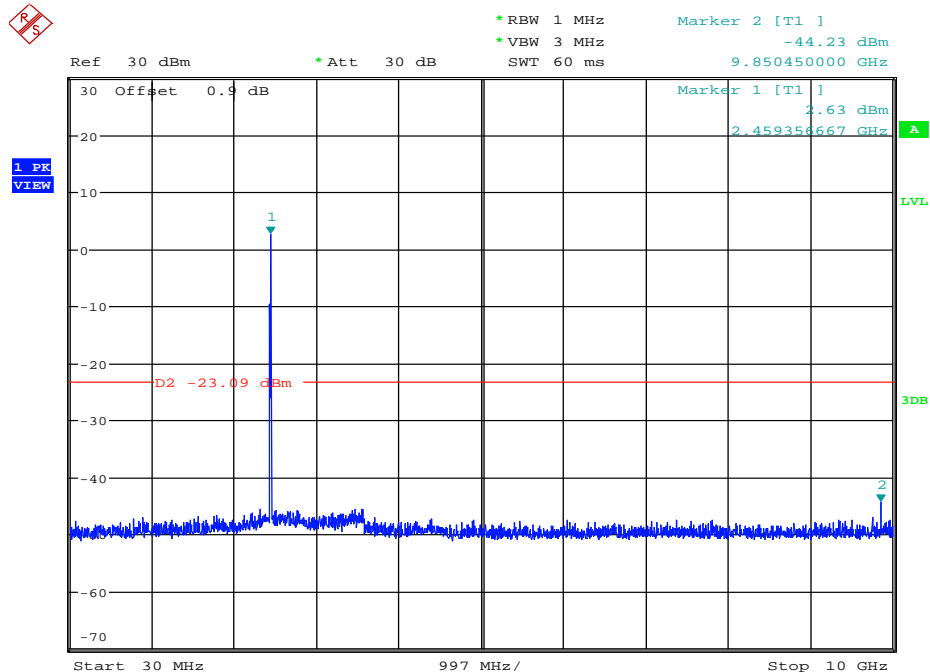


RF Conducted Spurious Emissions_11B_2462_Ant1

Pref

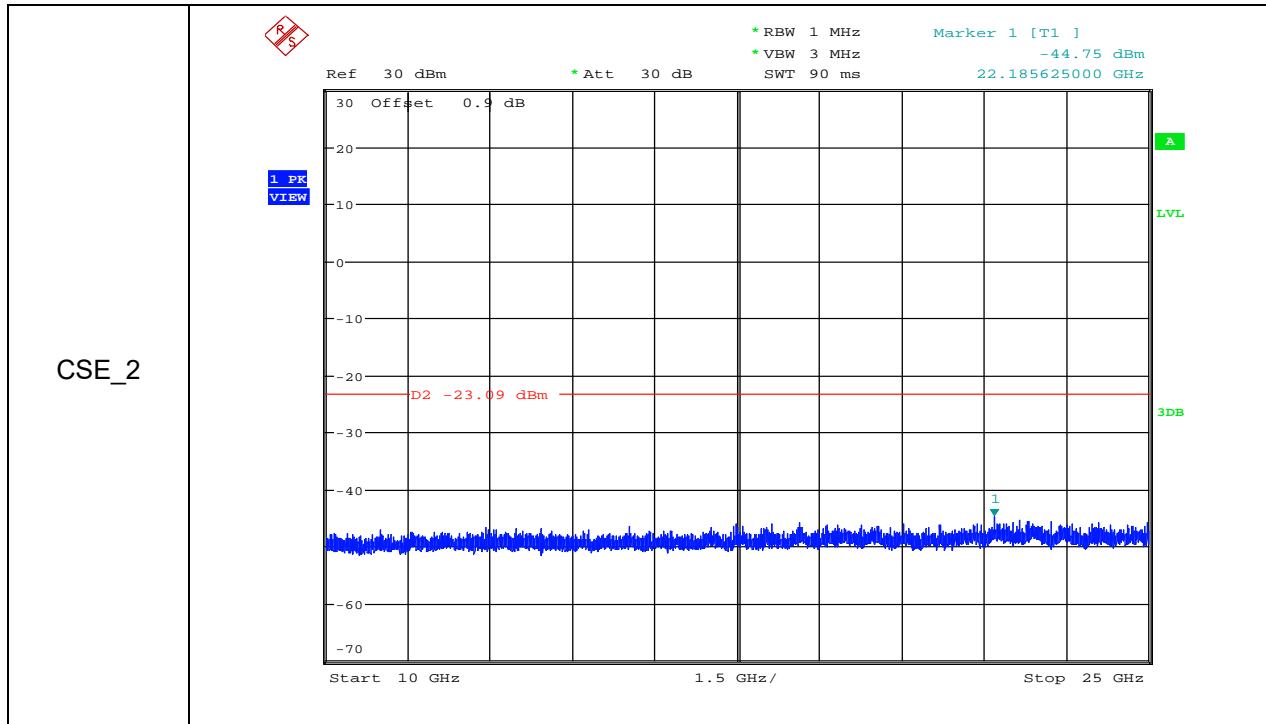


CSE_1

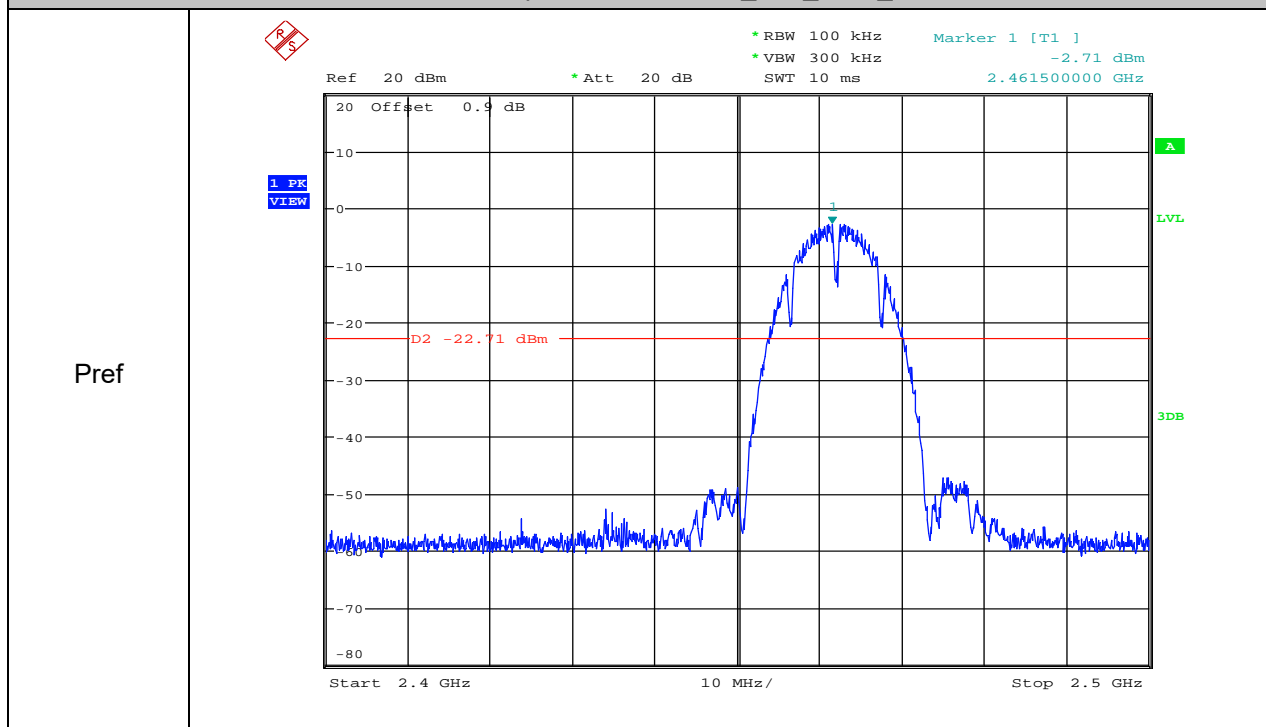


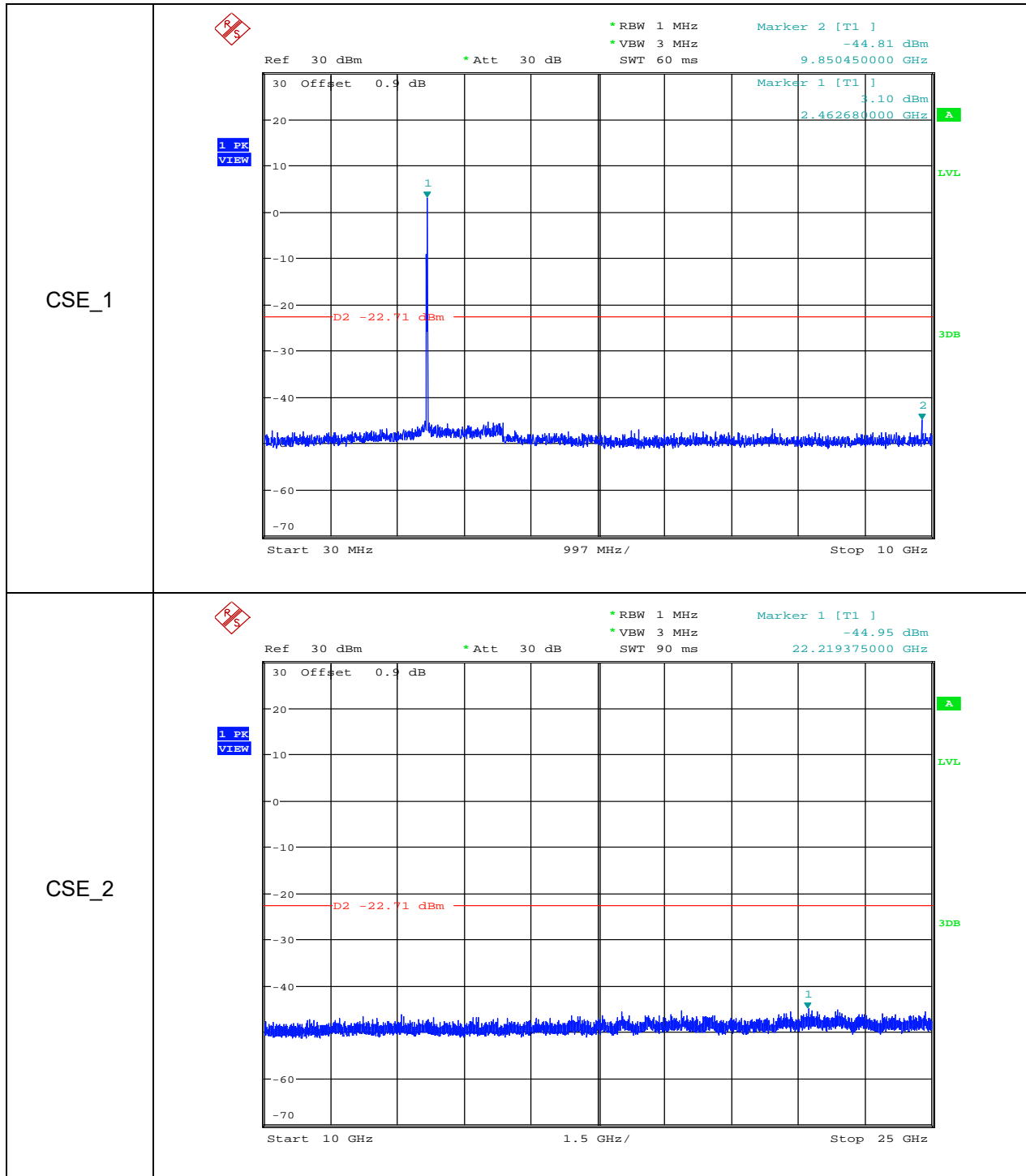
Unless otherwise agreed in writing, this document is issued by the Company subject to its General Conditions of Service printed overleaf, available on request or accessible at <http://www.sgs.com/en/Terms-and-Conditions.aspx> and, for electronic format documents, subject to Terms and Conditions for Electronic Documents at <http://www.sgs.com/en/Terms-and-Conditions/Terms-e-Documents.aspx>. Attention is drawn to the limitation of liability, indemnification and jurisdiction issues defined therein. Any holder of this document is advised that information contained hereon reflects the Company's findings at the time of its intervention only and within the limits of Client's instructions, if any. The Company's sole responsibility is to its Client and this document does not exonerate parties to a transaction from exercising all their rights and obligations under the transaction documents. This document cannot be reproduced except in full, without prior written approval of the Company. Any unauthorized alteration, forgery or falsification of the content or appearance of this document is unlawful and offenders may be prosecuted to the fullest extent of the law. Unless otherwise stated the results shown in this test report refer only to the sample(s) tested and such sample(s) are retained for 30 days only.

Attention: To check the authenticity of testing / inspection report & certificate, please contact us at telephone: (86-755) 83071443, or email: CN.Doccheck@sgs.com



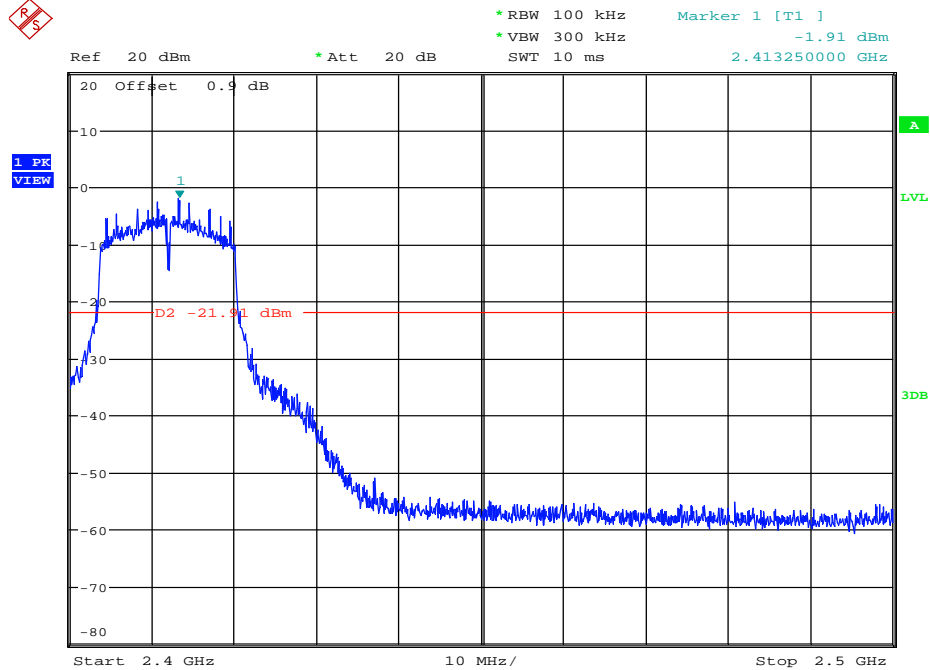
RF Conducted Spurious Emissions_11B_2462_Ant2



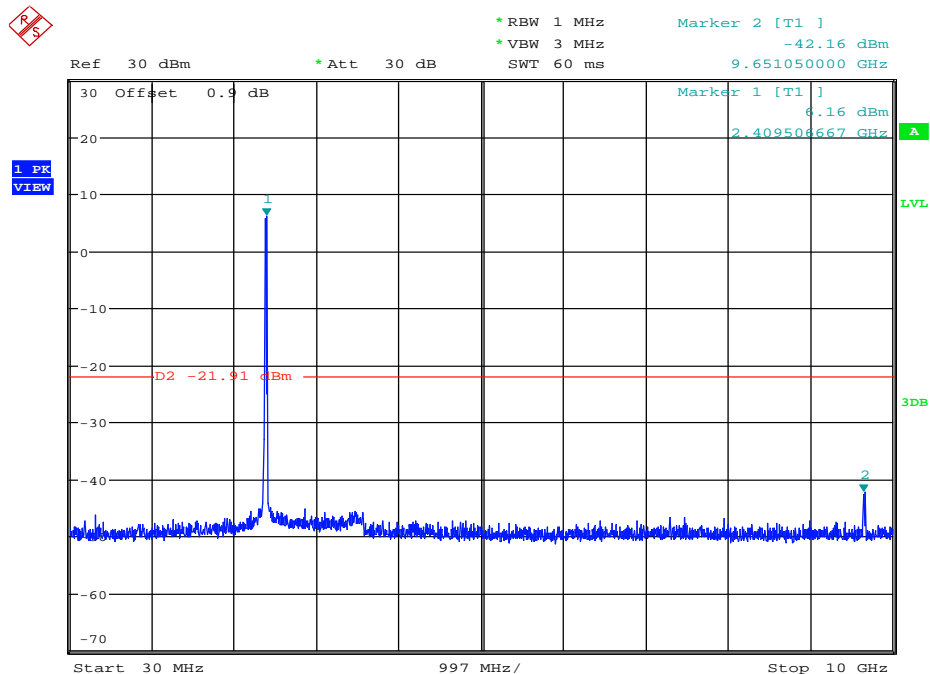


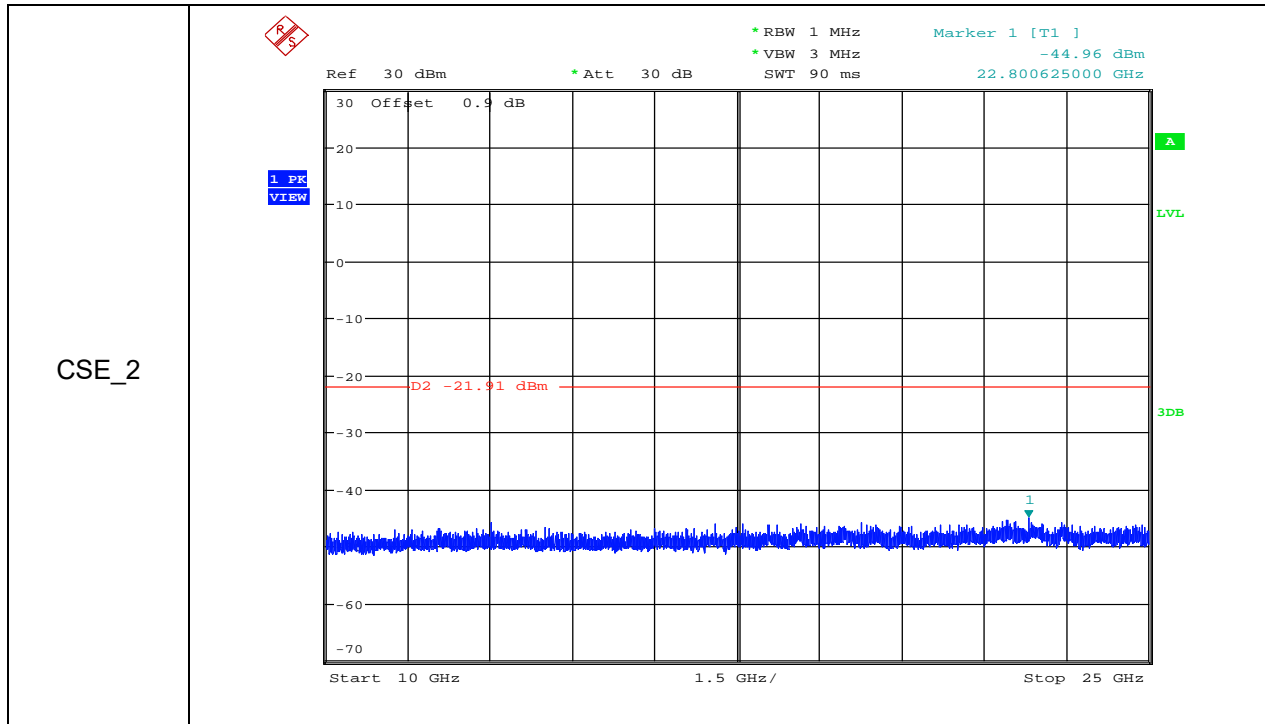
RF Conducted Spurious Emissions_11G_2412_Ant1

Pref

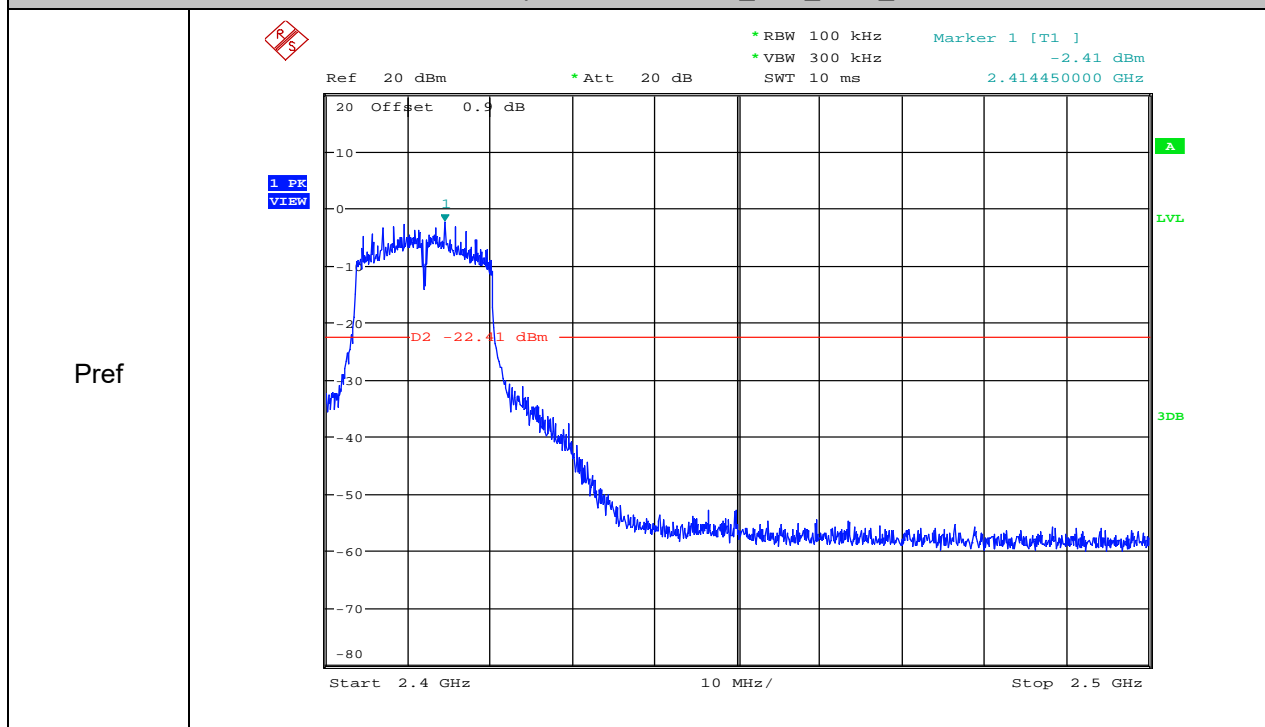


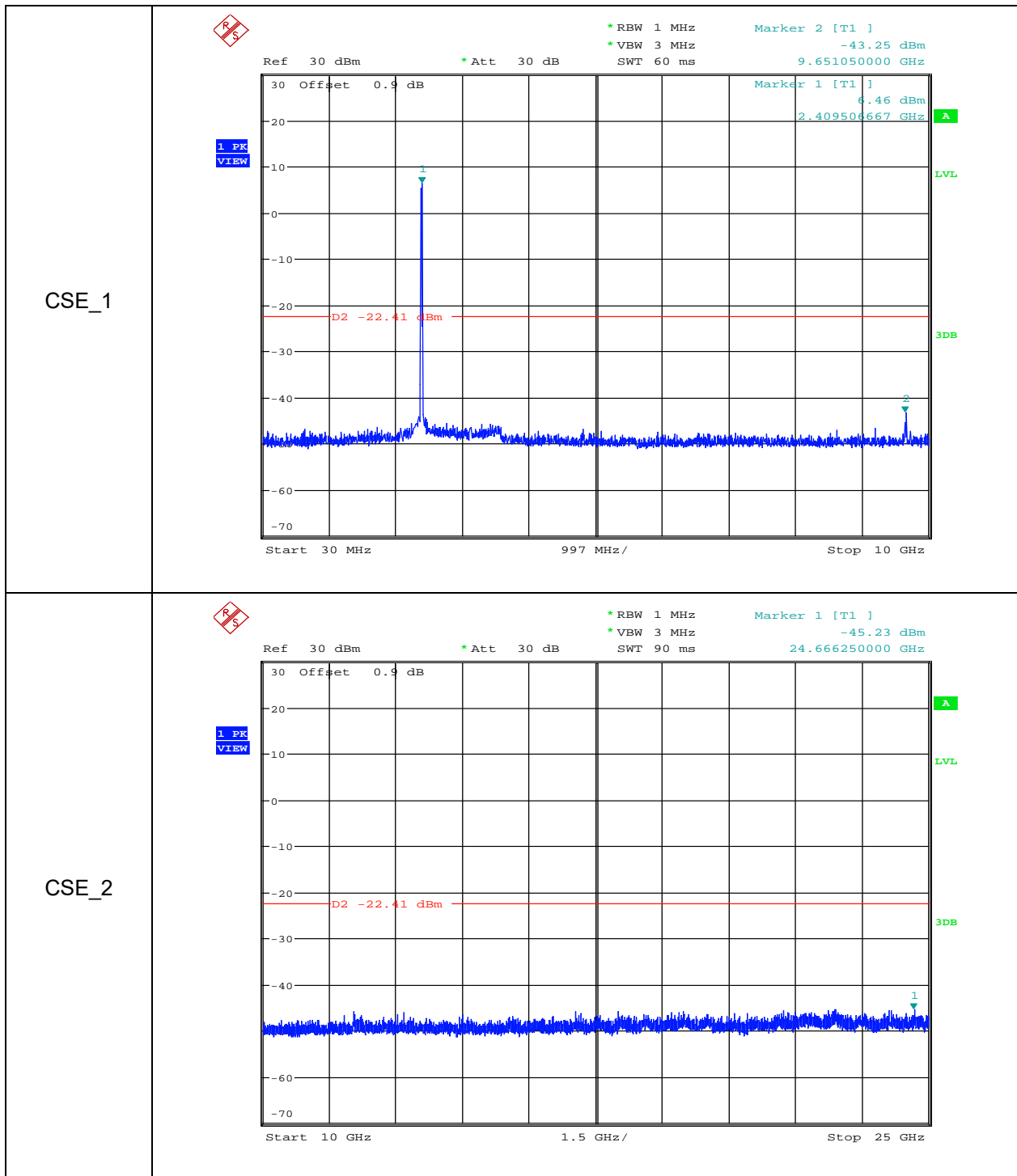
CSE_1





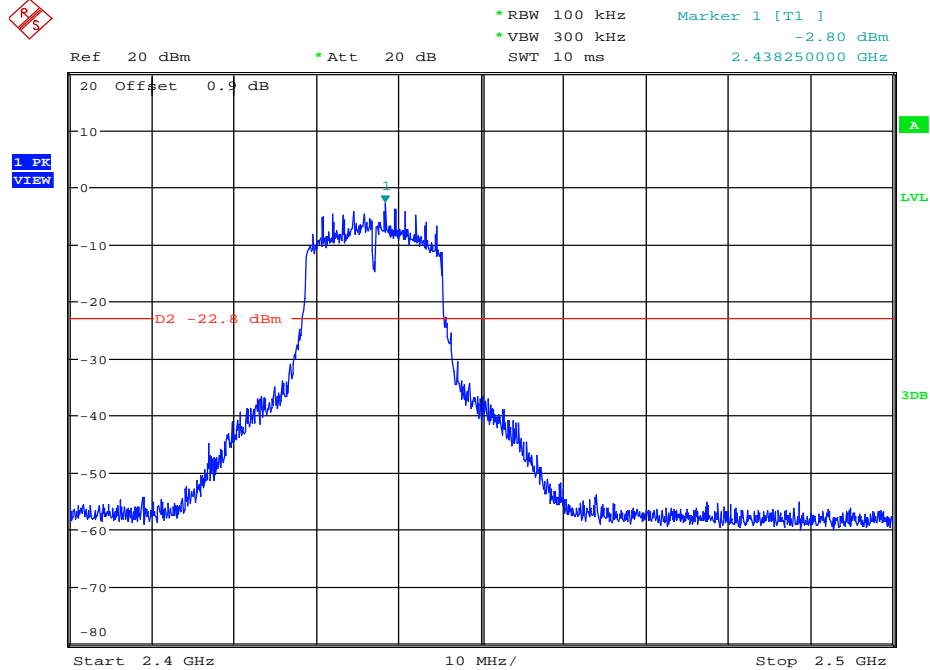
RF Conducted Spurious Emissions_11G_2412_Ant2



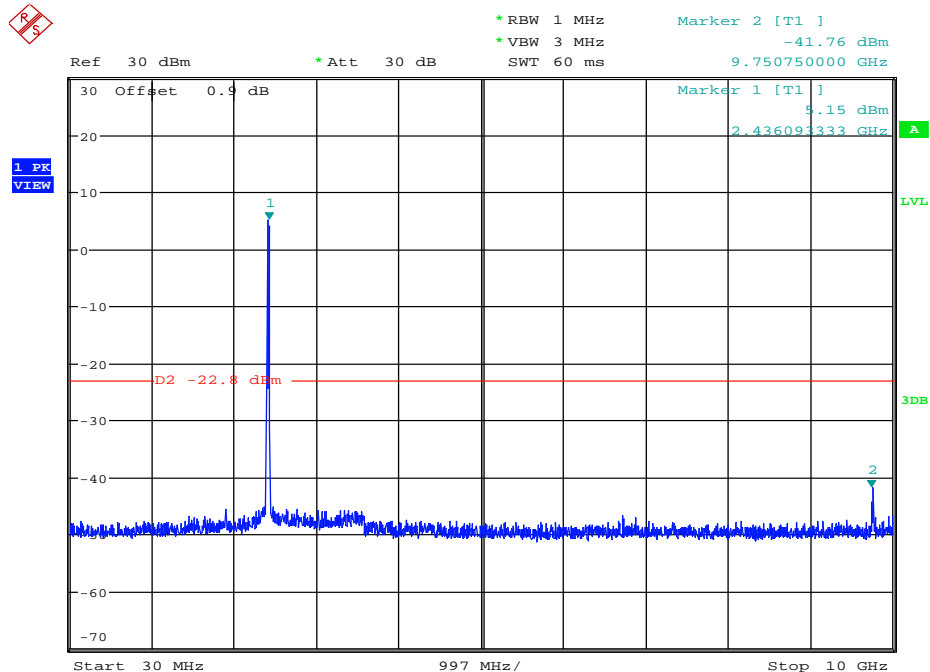


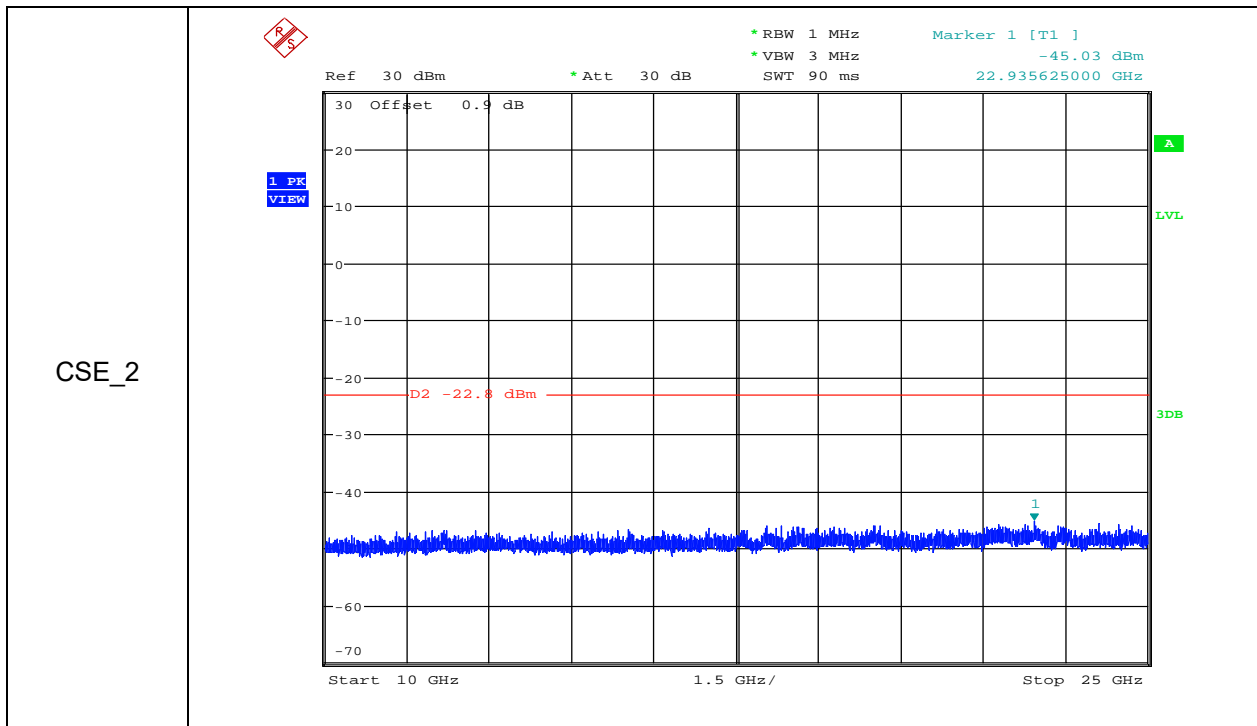
RF Conducted Spurious Emissions_11G_2437_Ant1

Pref

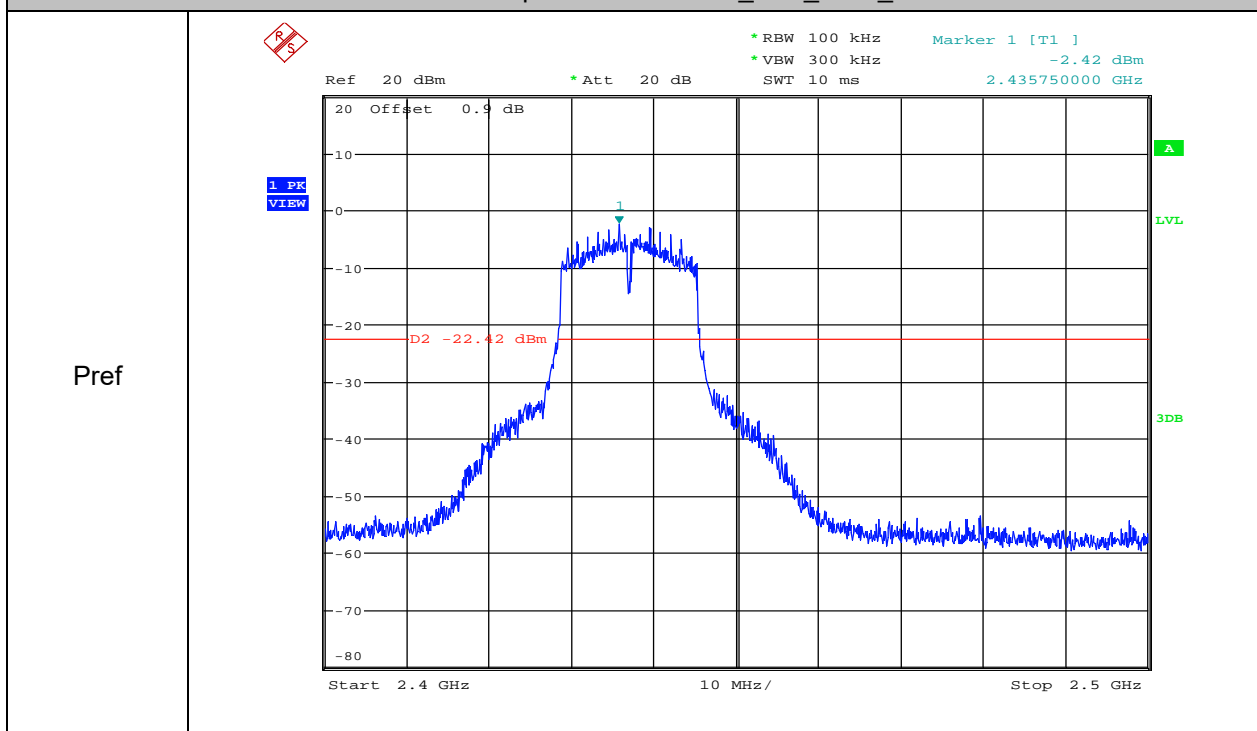


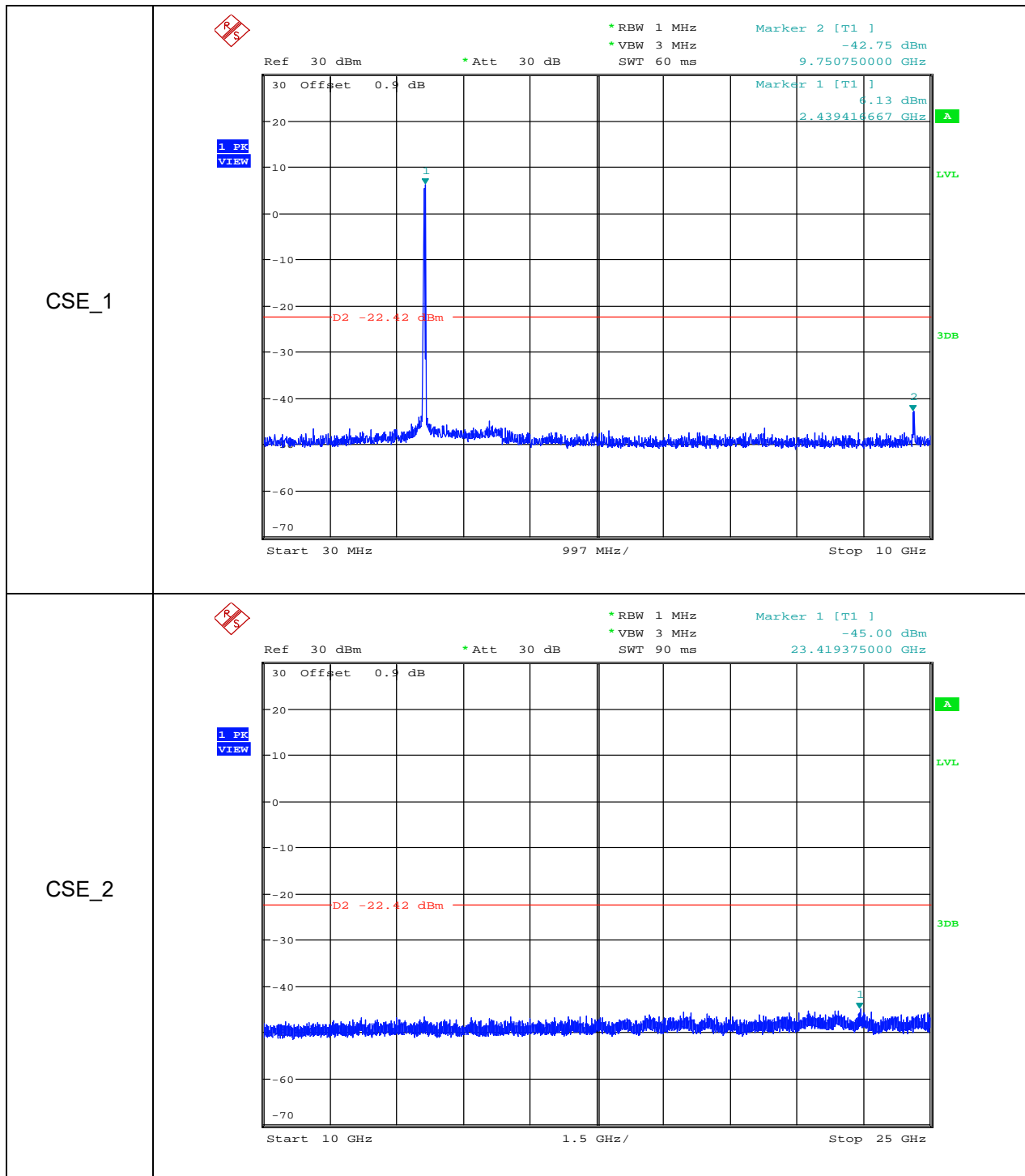
CSE_1





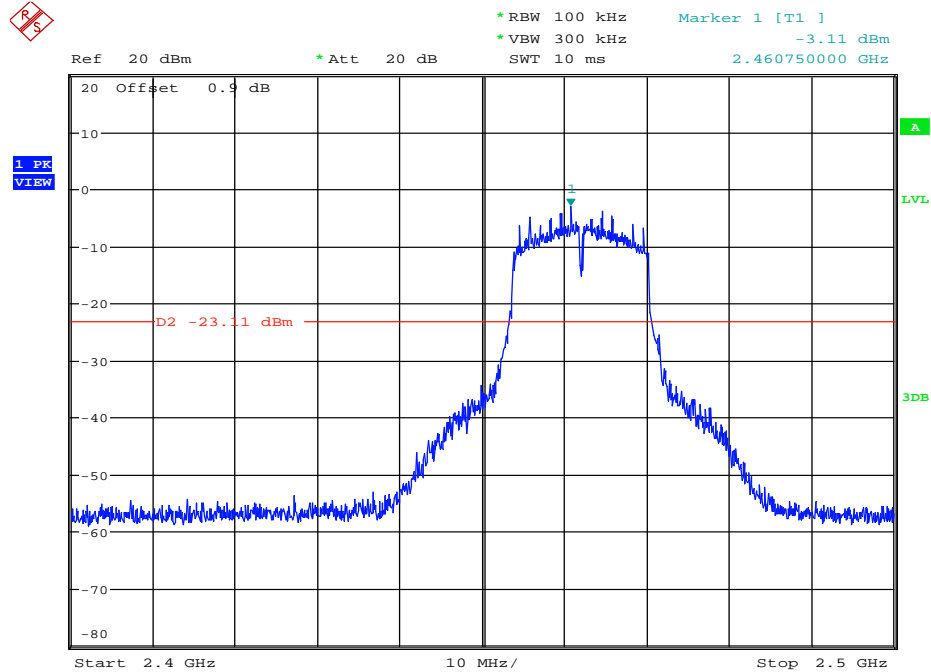
RF Conducted Spurious Emissions_11G_2437_Ant2



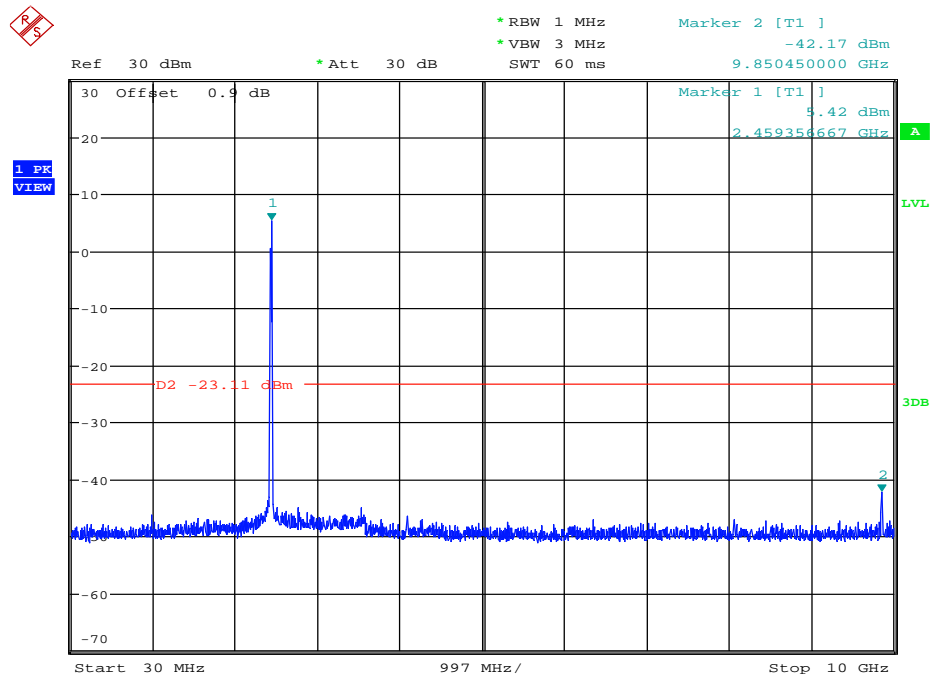


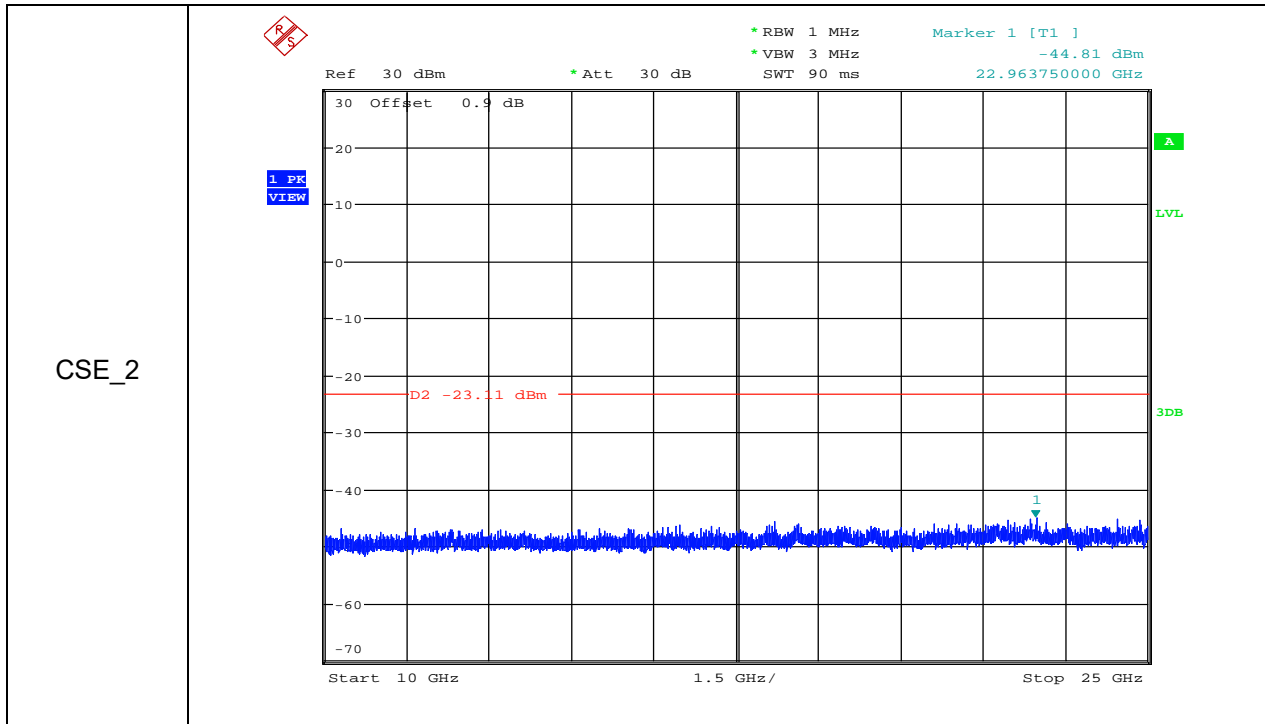
RF Conducted Spurious Emissions_11G_2462_Ant1

Pref

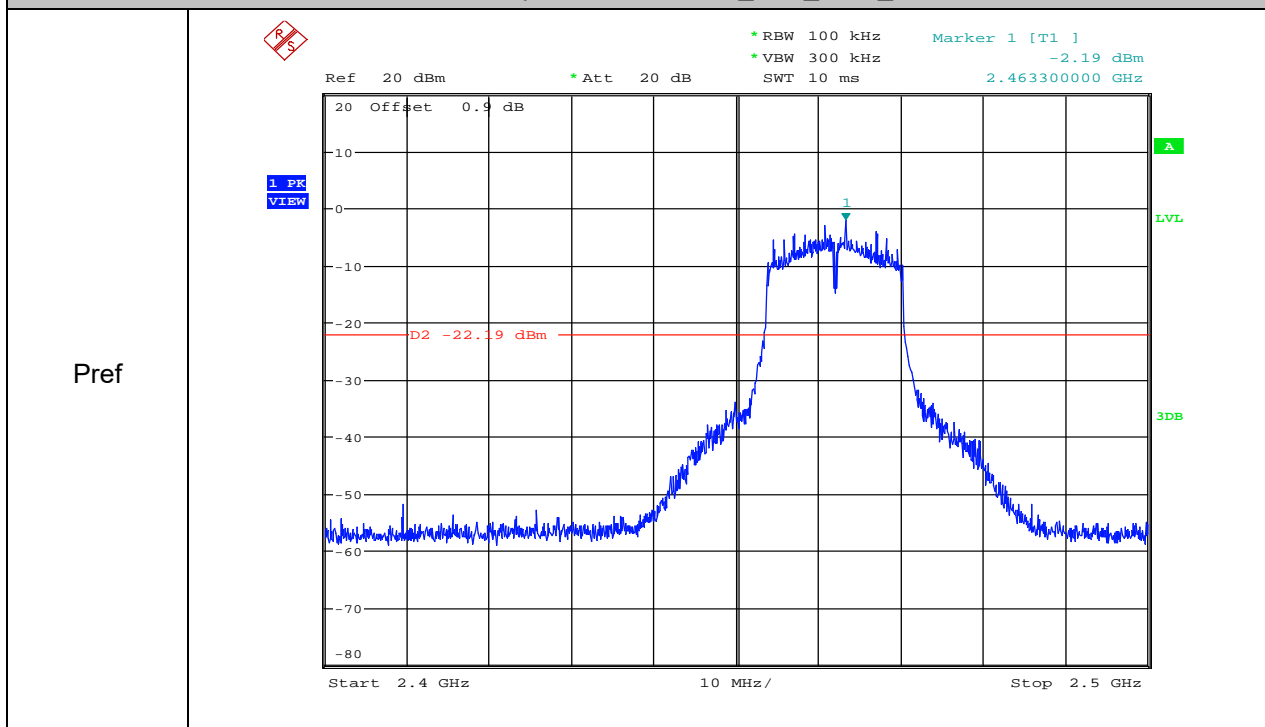


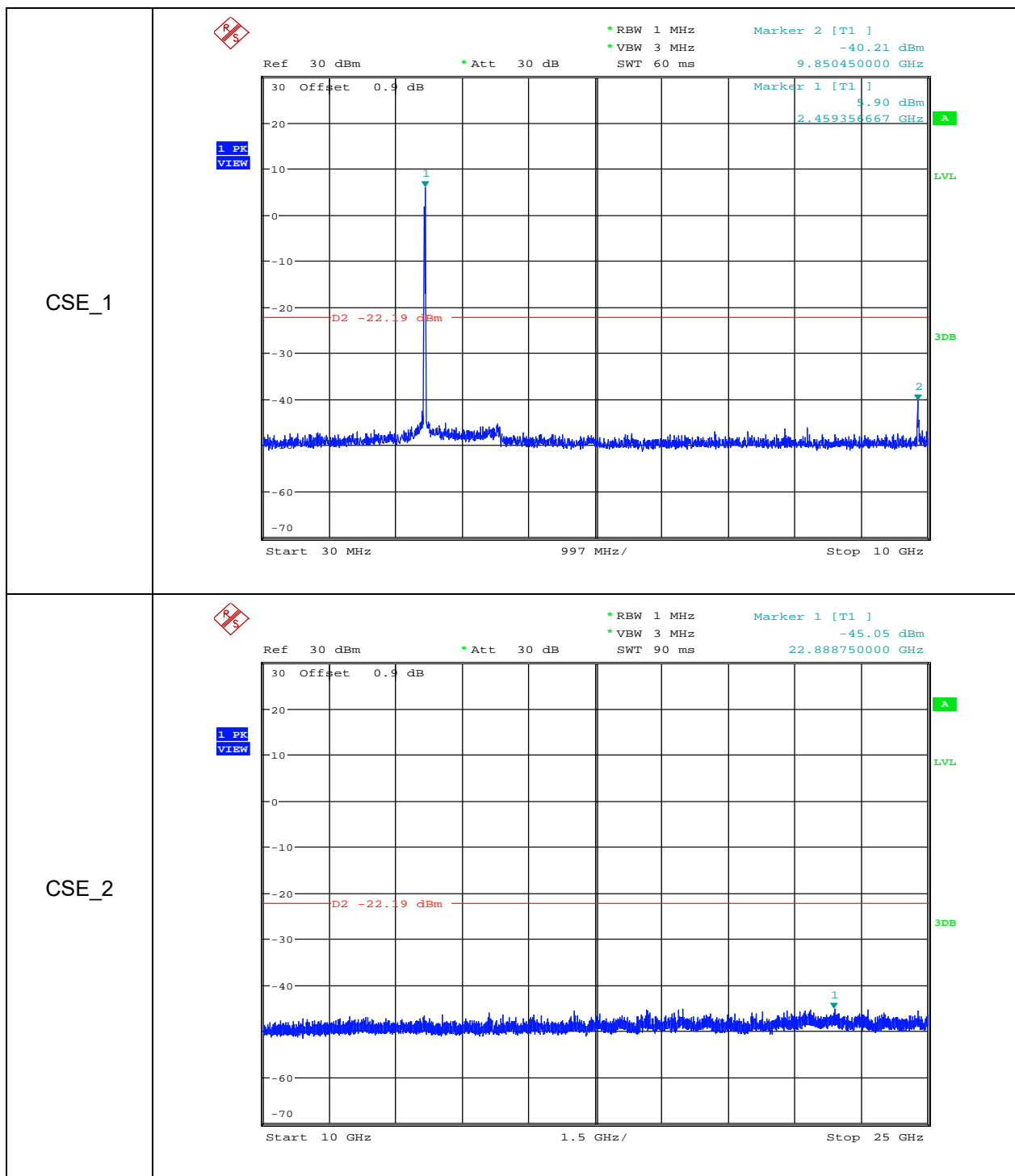
CSE_1





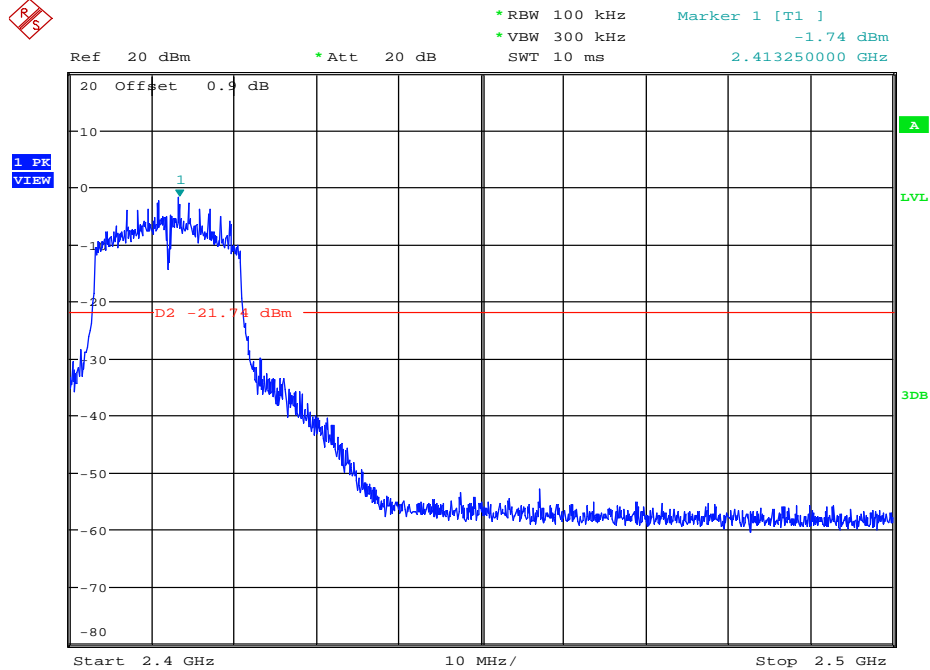
RF Conducted Spurious Emissions_11G_2462_Ant2



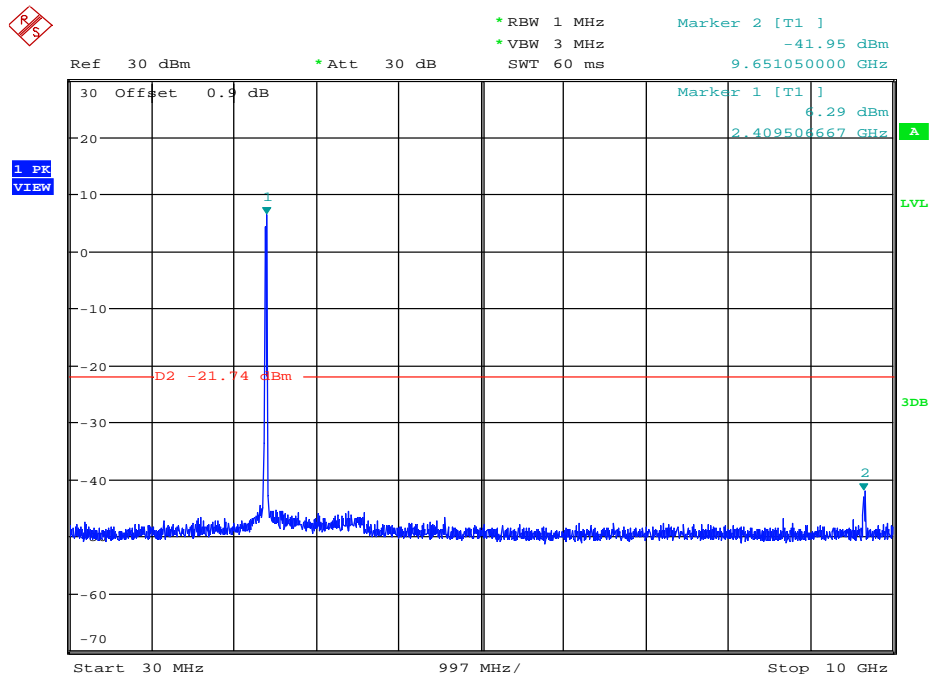


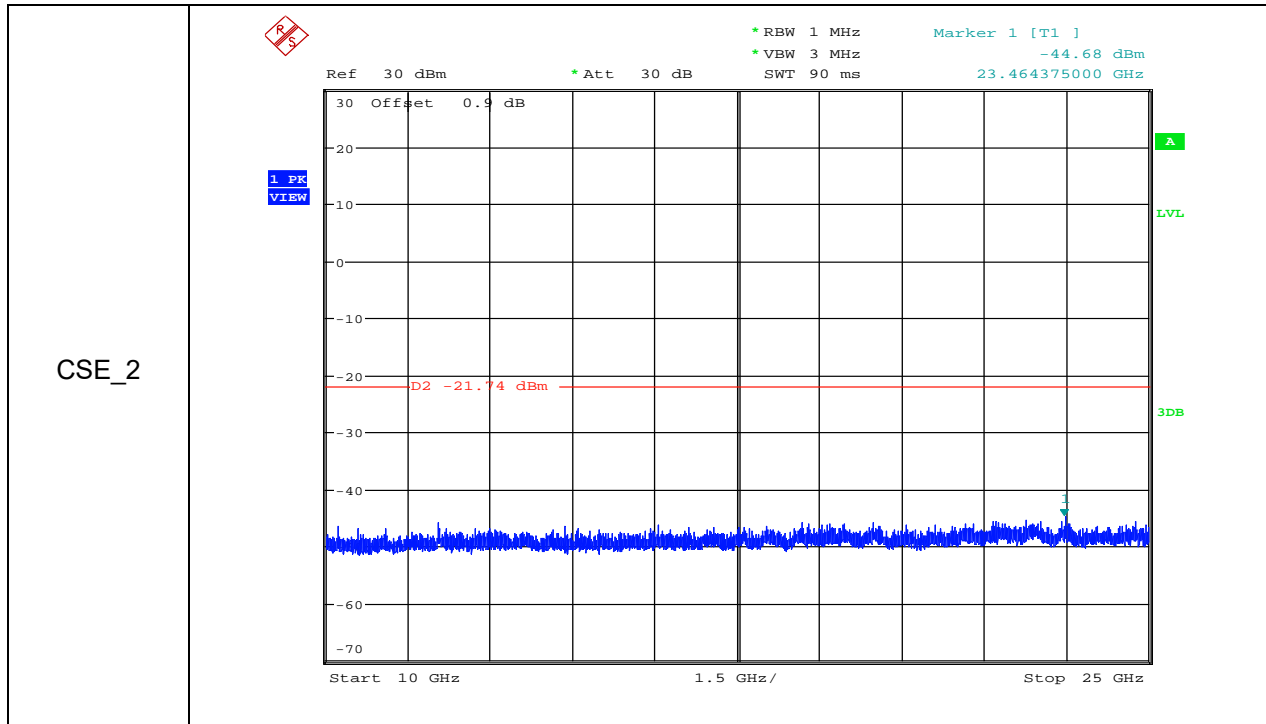
RF Conducted Spurious Emissions_11N20SISO_2412_Ant1

Pref

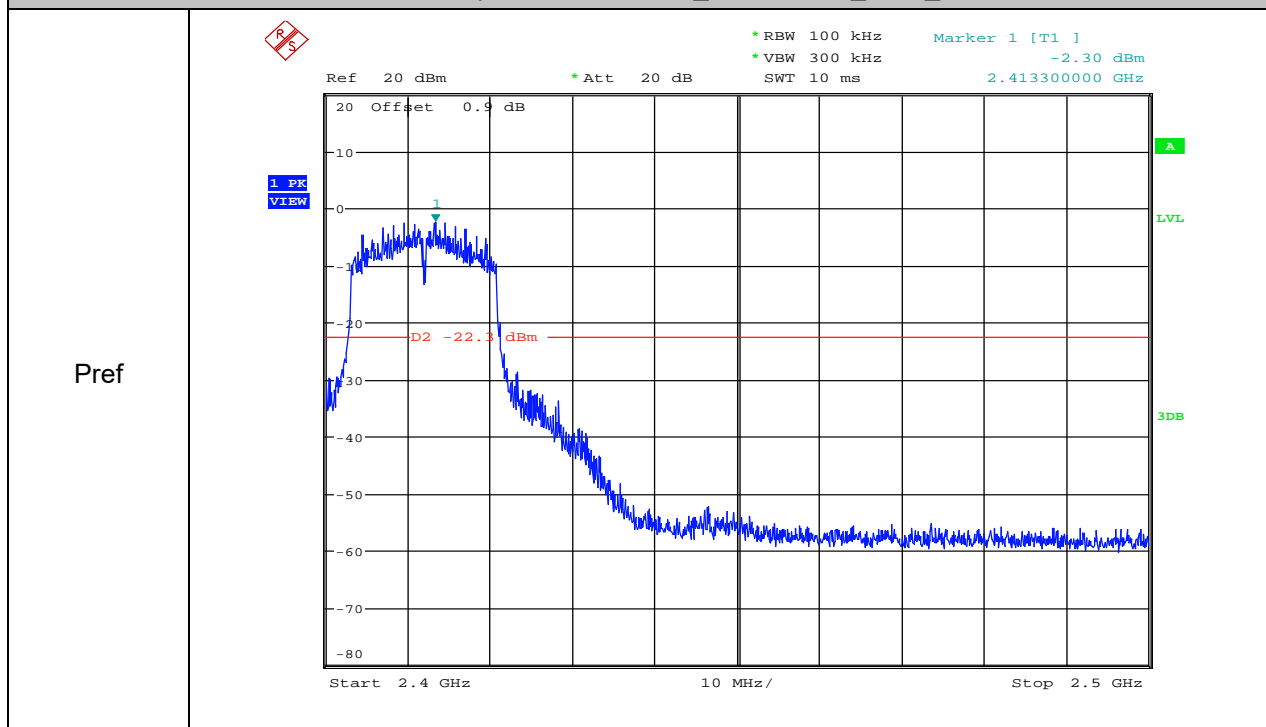


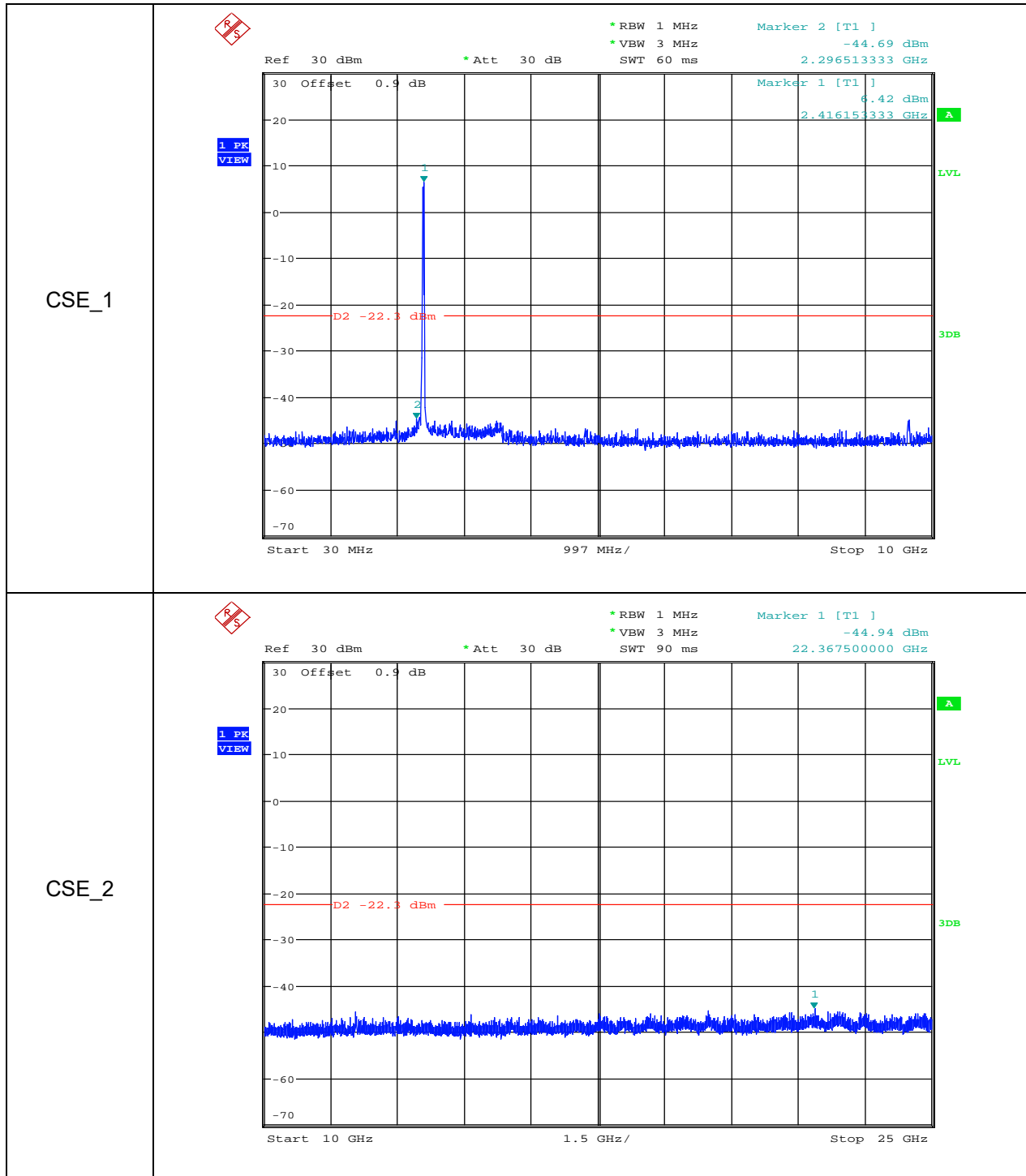
CSE_1





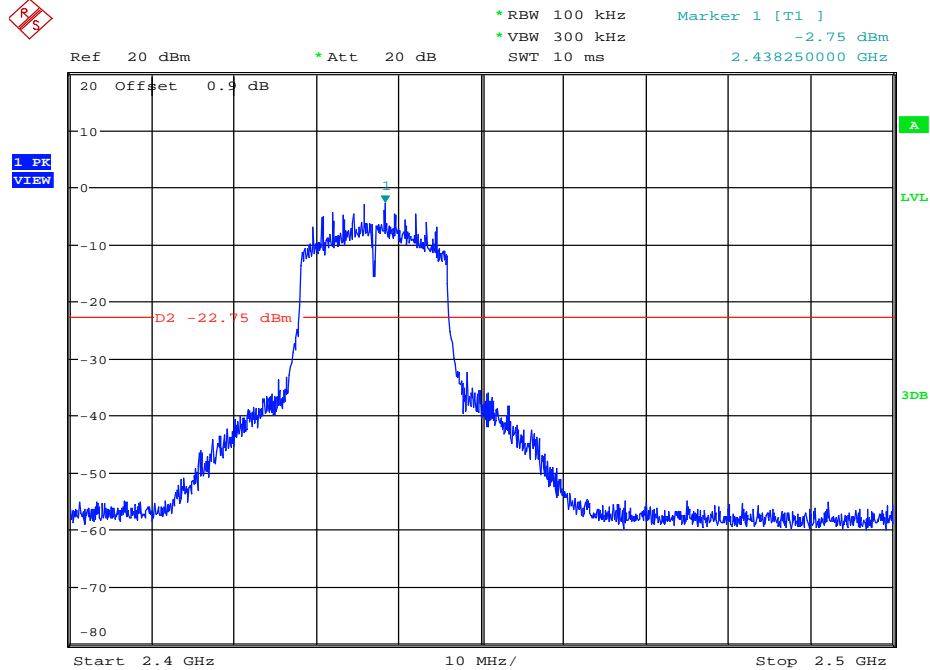
RF Conducted Spurious Emissions_11N20SISO_2412_Ant2



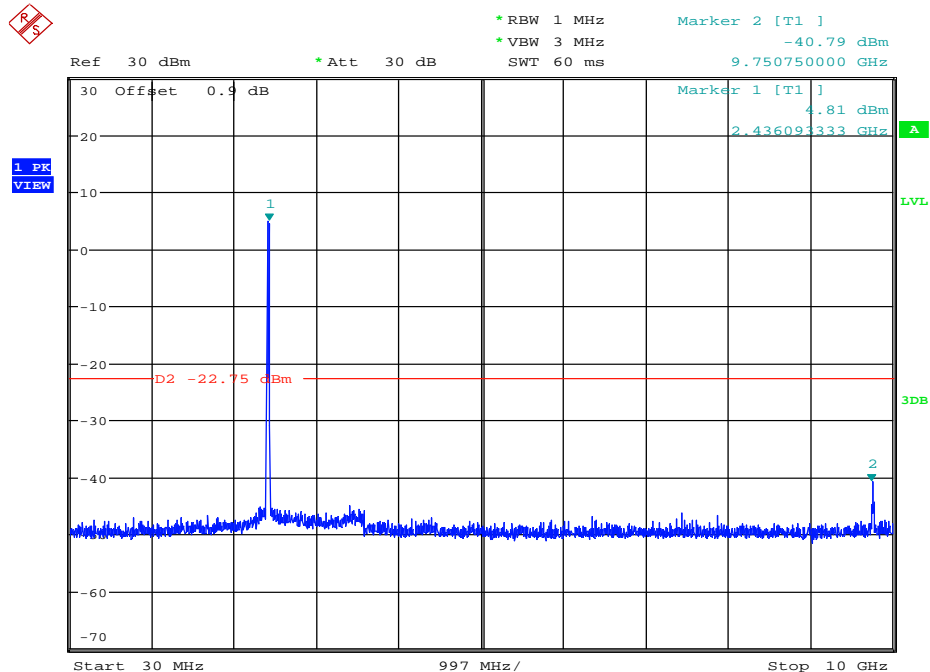


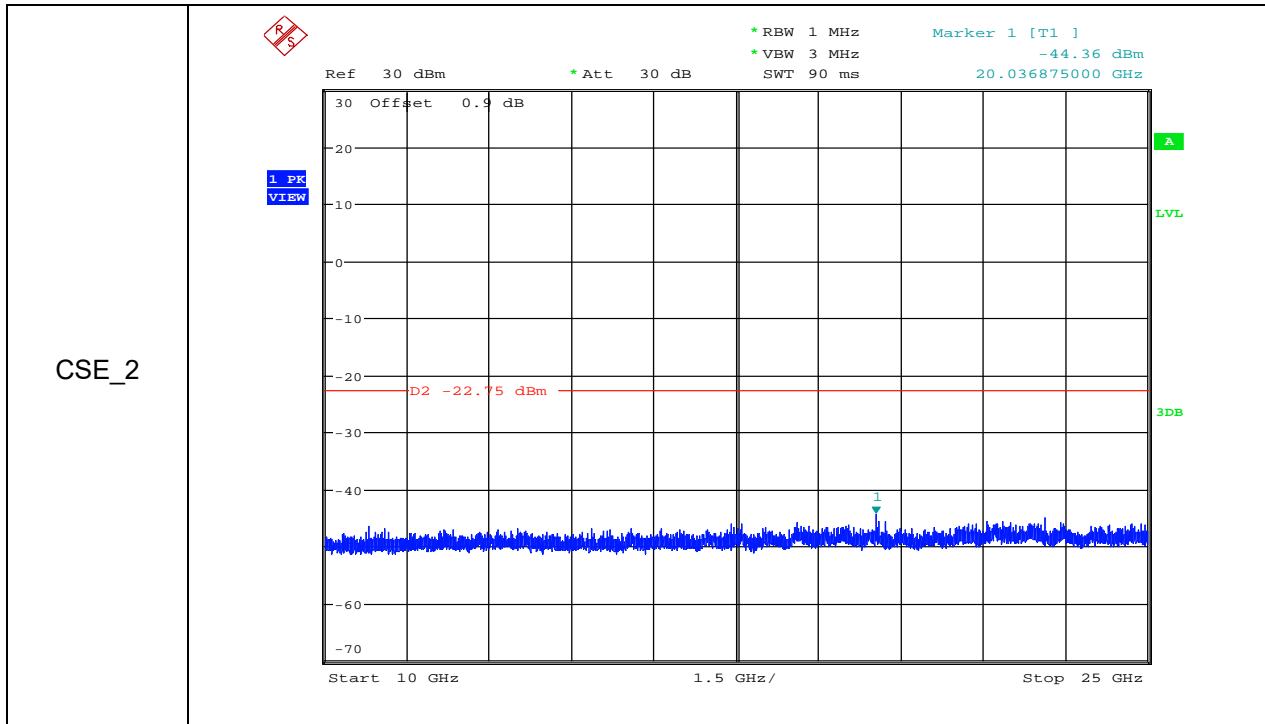
RF Conducted Spurious Emissions_11N20SISO_2437_Ant1

Pref

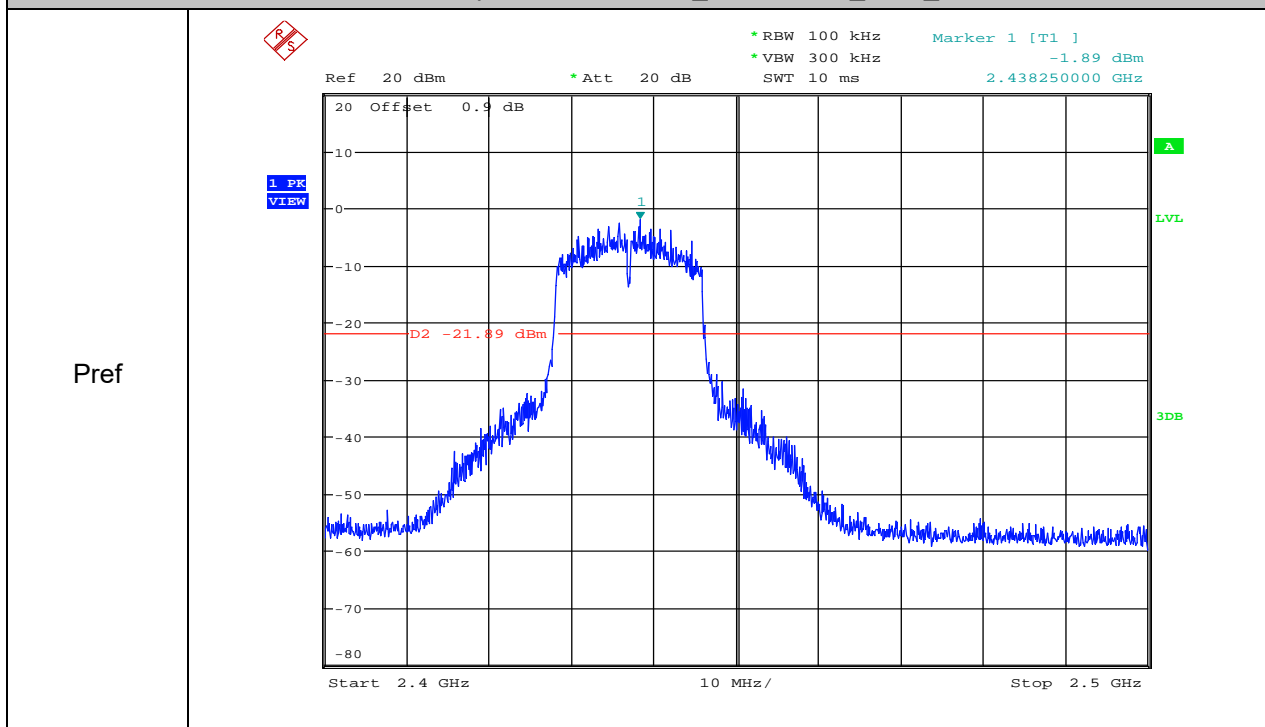


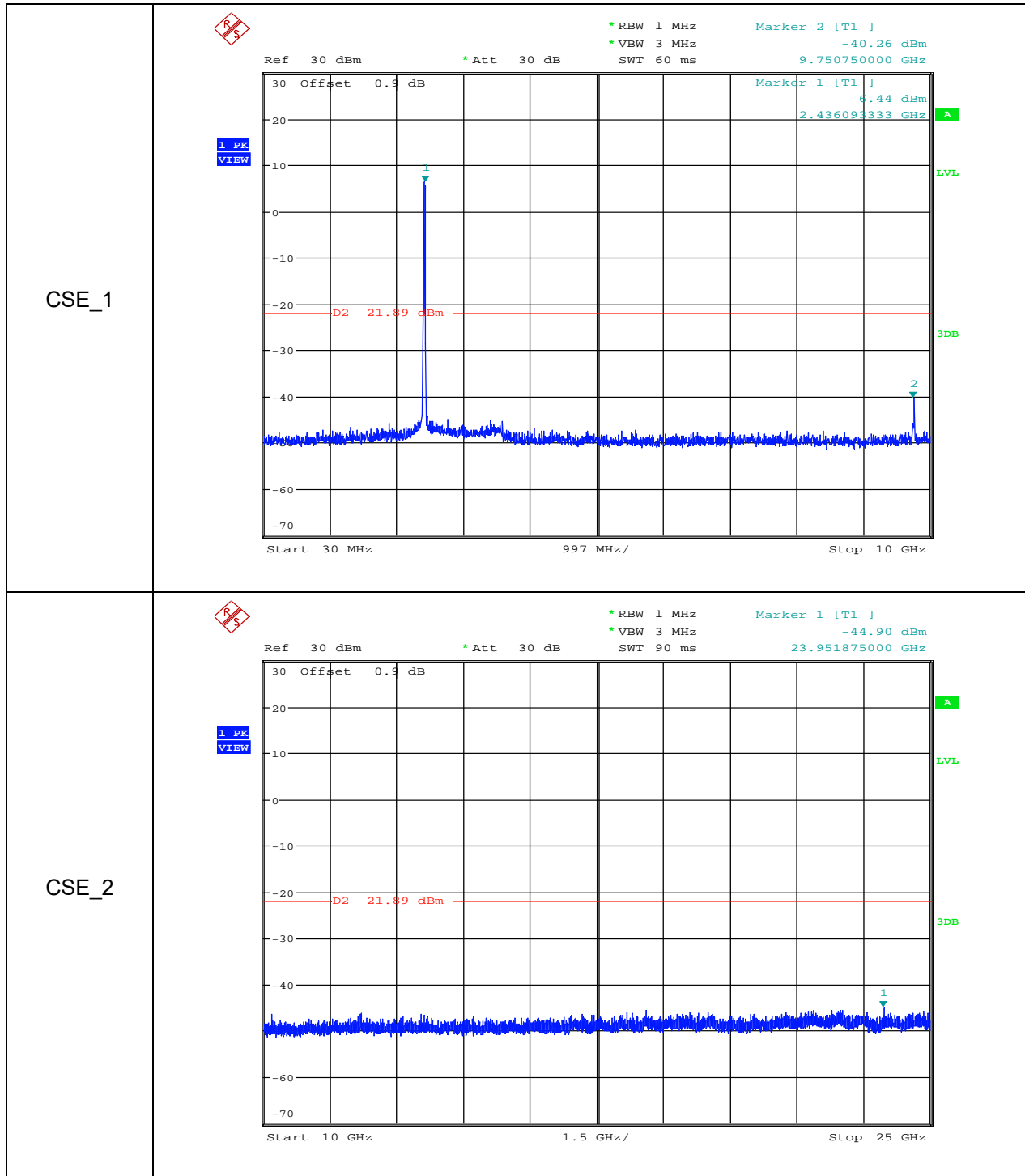
CSE_1





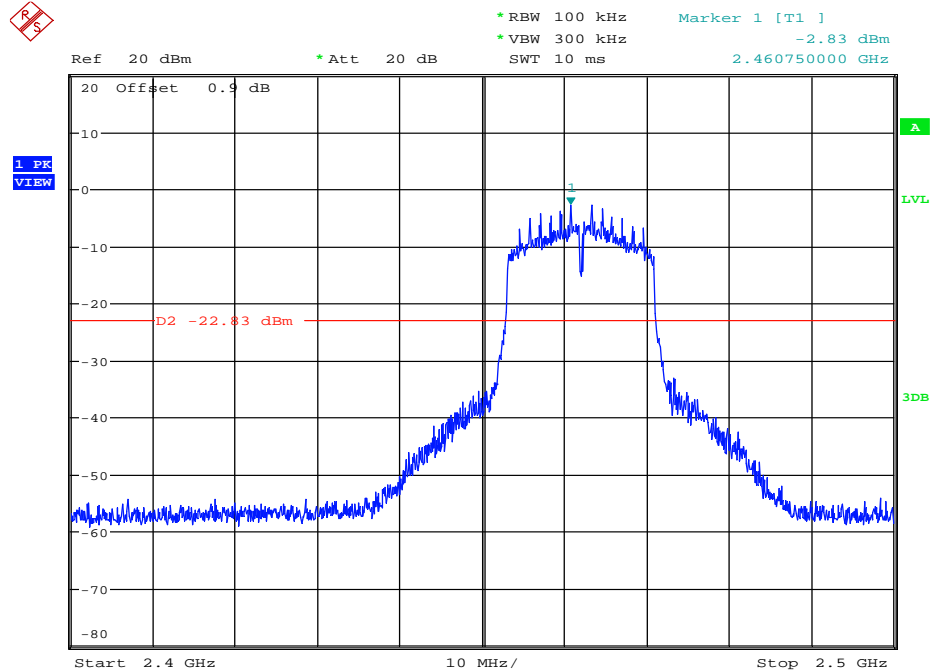
RF Conducted Spurious Emissions_11N20SISO_2437_Ant2



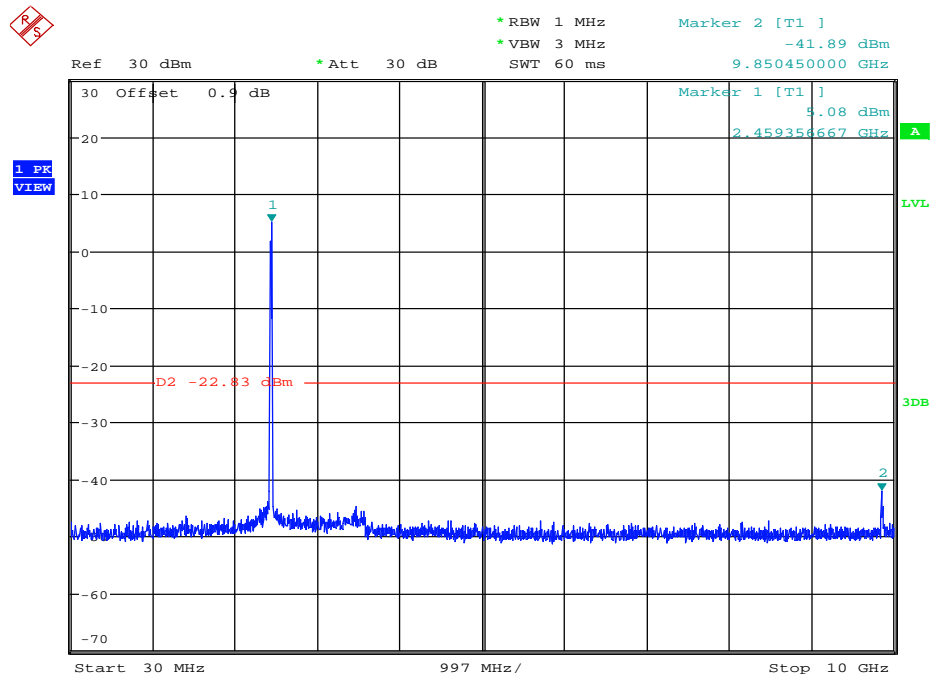


RF Conducted Spurious Emissions_11N20SISO_2462_Ant1

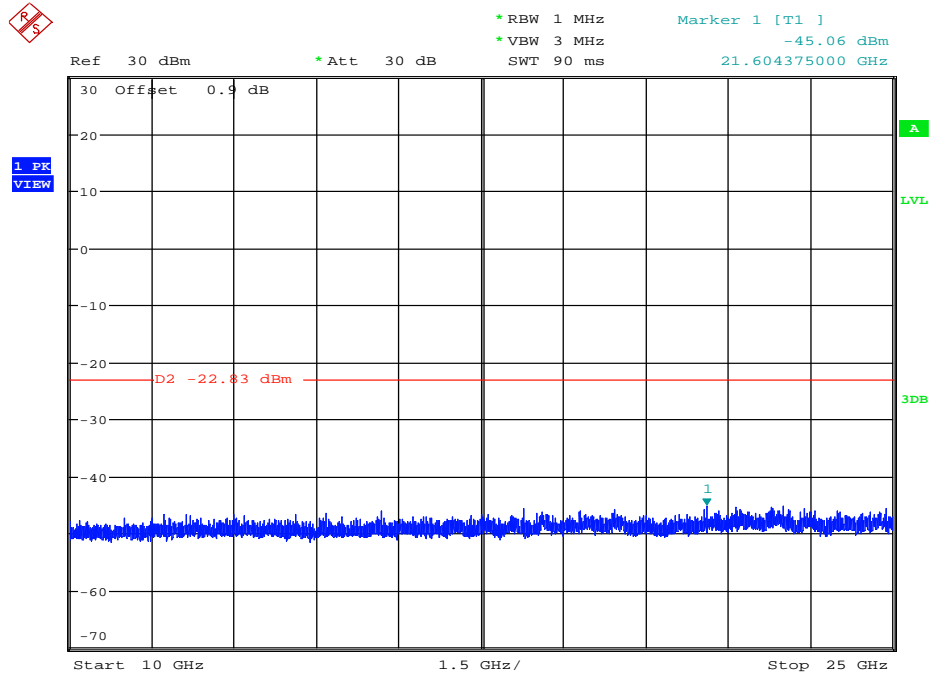
Pref



CSE_1

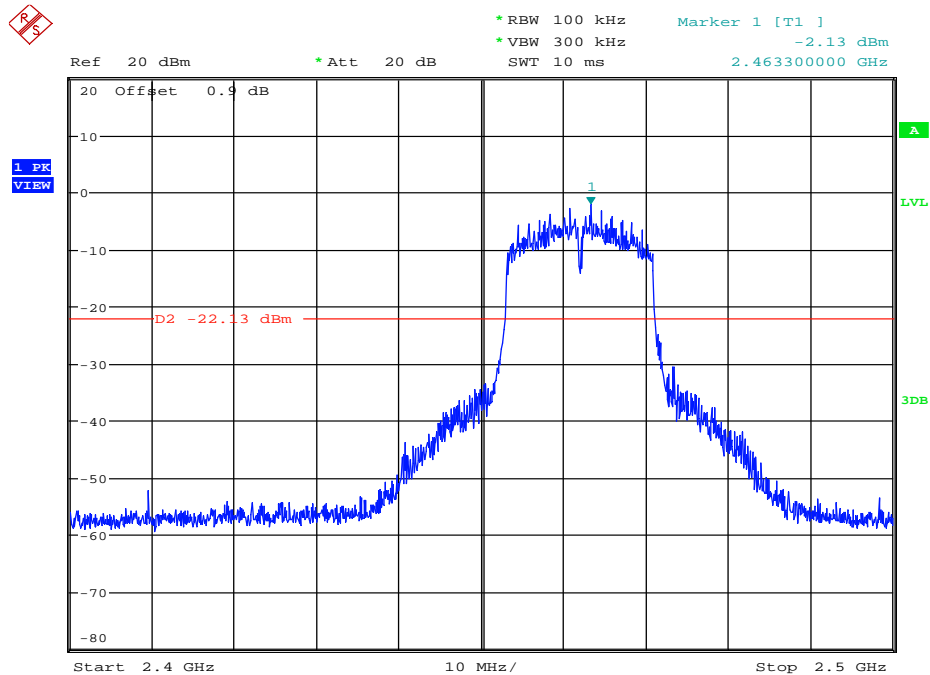


CSE_2

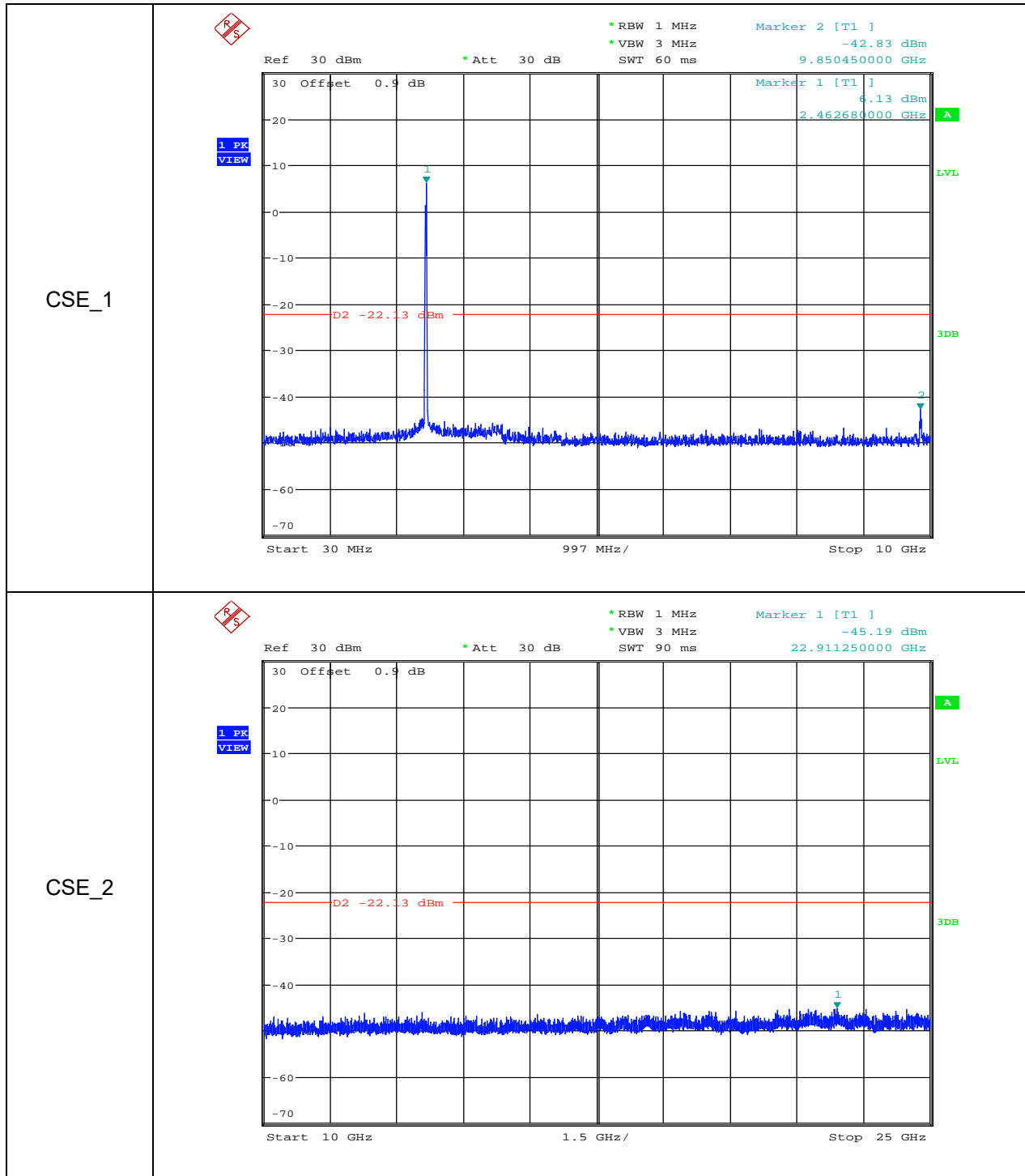


RF Conducted Spurious Emissions_11N20SISO_2462_Ant2

Pref

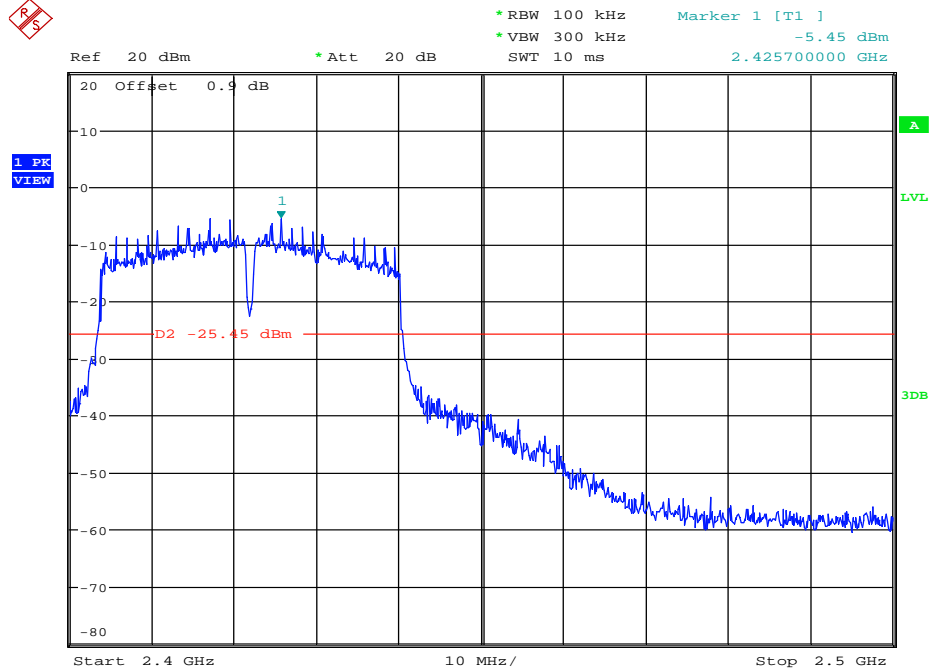


Unless otherwise agreed in writing, this document is issued by the Company subject to its General Conditions of Service printed overleaf, available on request or accessible at <http://www.sgs.com/en/Terms-and-Conditions.aspx> and, for electronic format documents, subject to Terms and Conditions for Electronic Documents at <http://www.sgs.com/en/Terms-and-Conditions/Terms-e-Documents.aspx>. Attention is drawn to the limitation of liability, indemnification and jurisdiction issues defined therein. Any holder of this document is advised that information contained hereon reflects the Company's findings at the time of its intervention only and within the limits of Client's instructions, if any. The Company's sole responsibility is to its Client and this document does not exonerate parties to a transaction from exercising all their rights and obligations under the transaction documents. This document cannot be reproduced except in full, without prior written approval of the Company. Any unauthorized alteration, forgery or falsification of the content or appearance of this document is unlawful and offenders may be prosecuted to the fullest extent of the law. Unless otherwise stated the results shown in this test report refer only to the sample(s) tested and such sample(s) are retained for 30 days only.

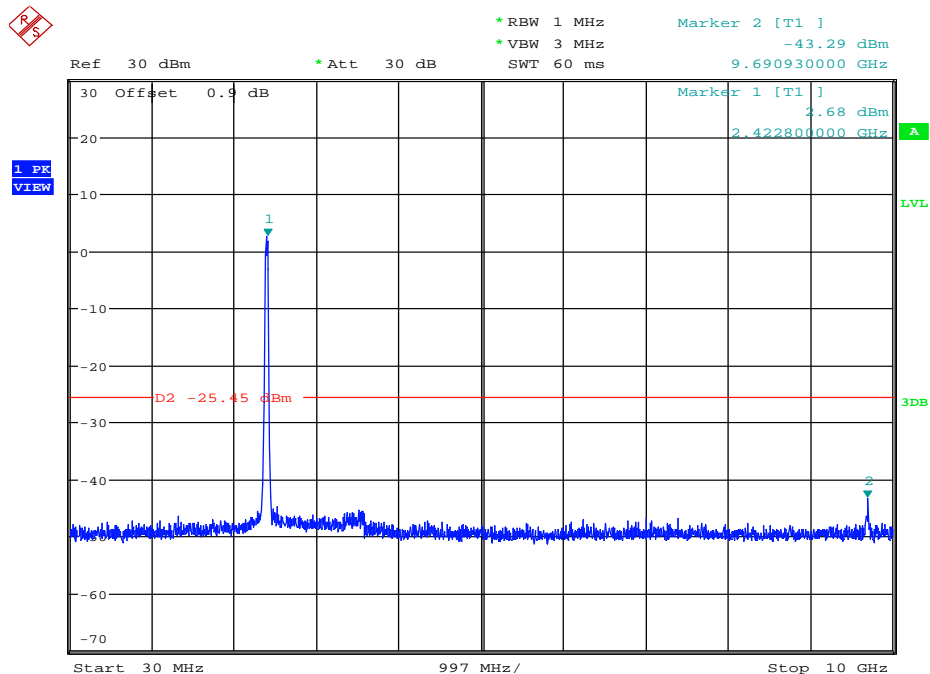


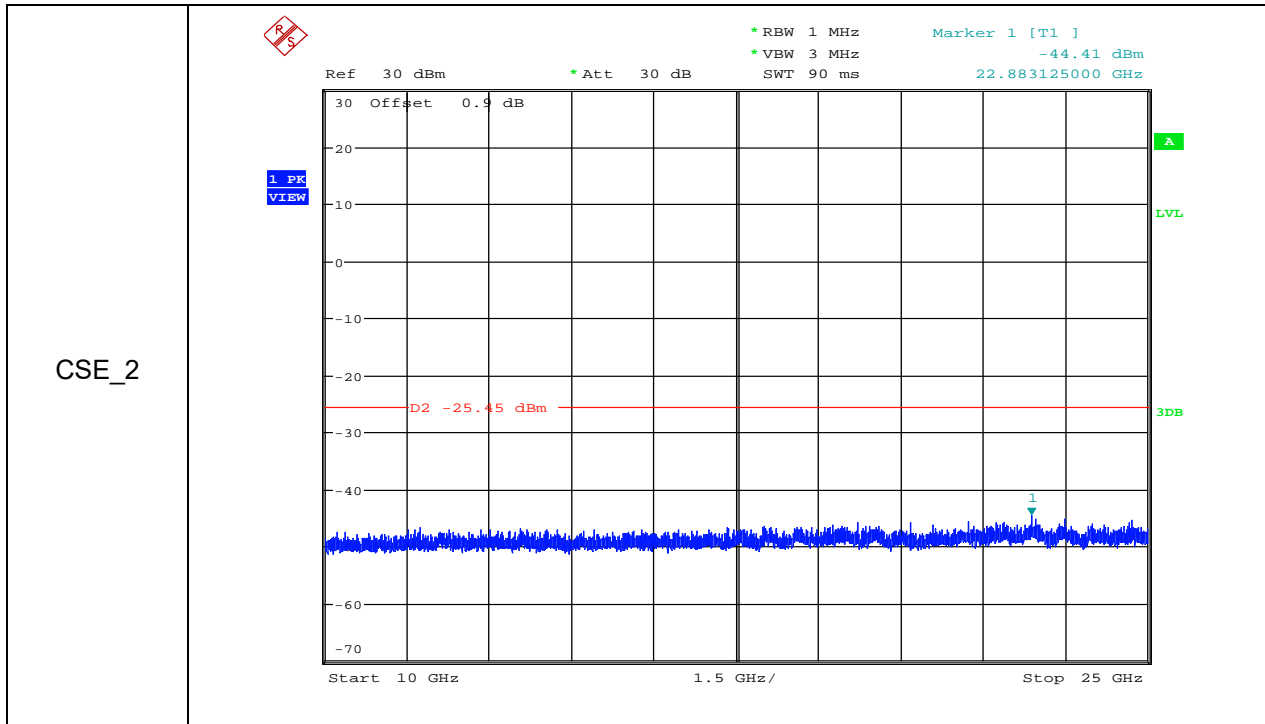
RF Conducted Spurious Emissions_11N40SISO_2422_Ant1

Pref

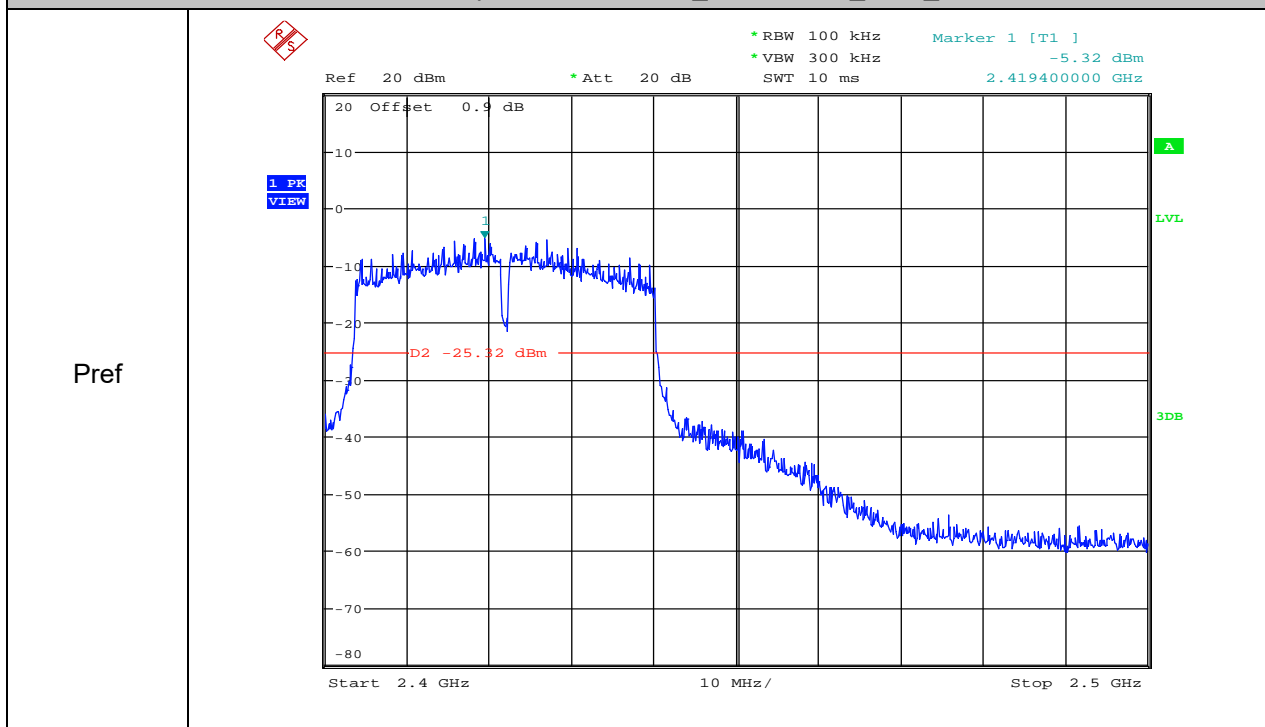


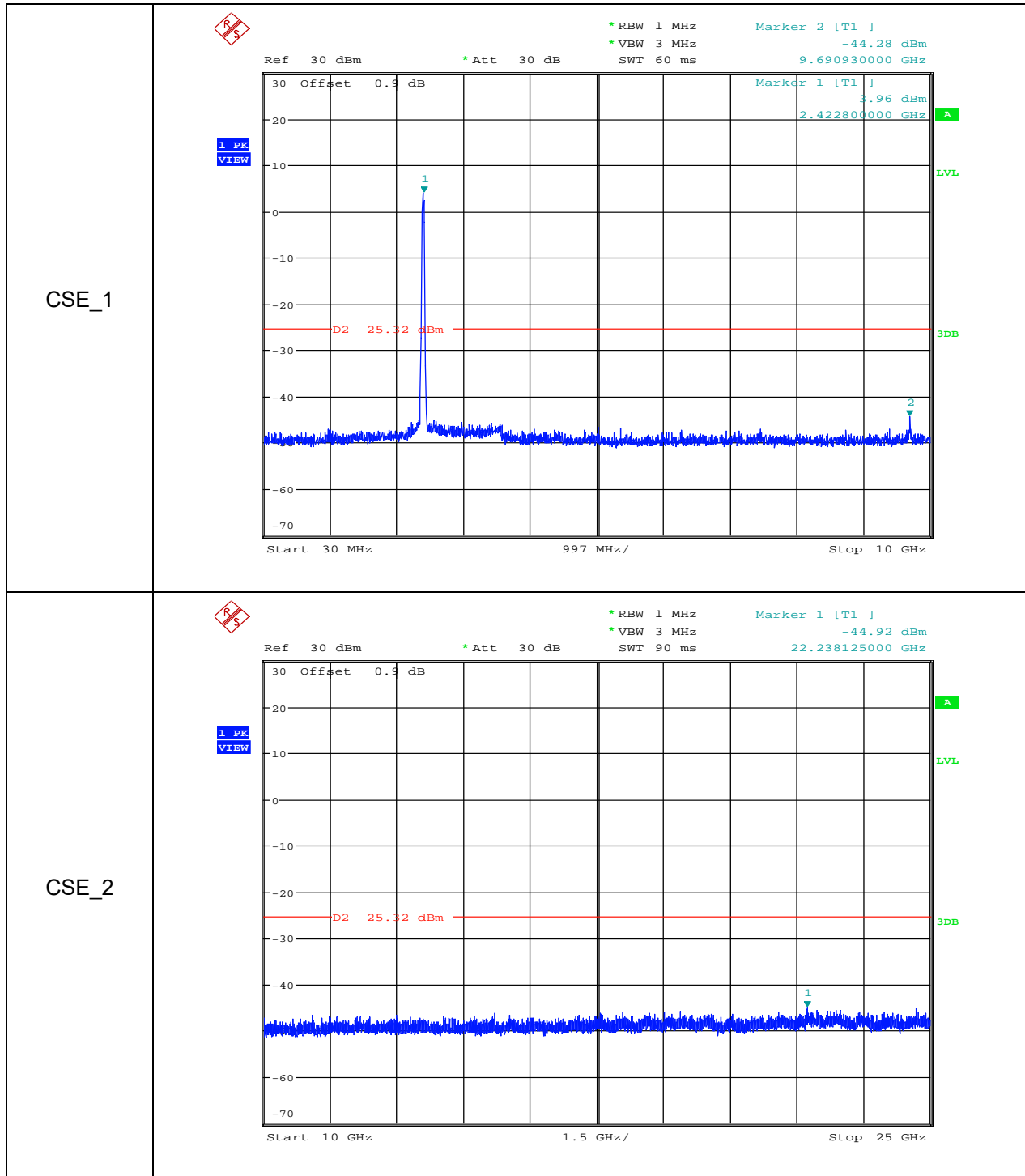
CSE_1





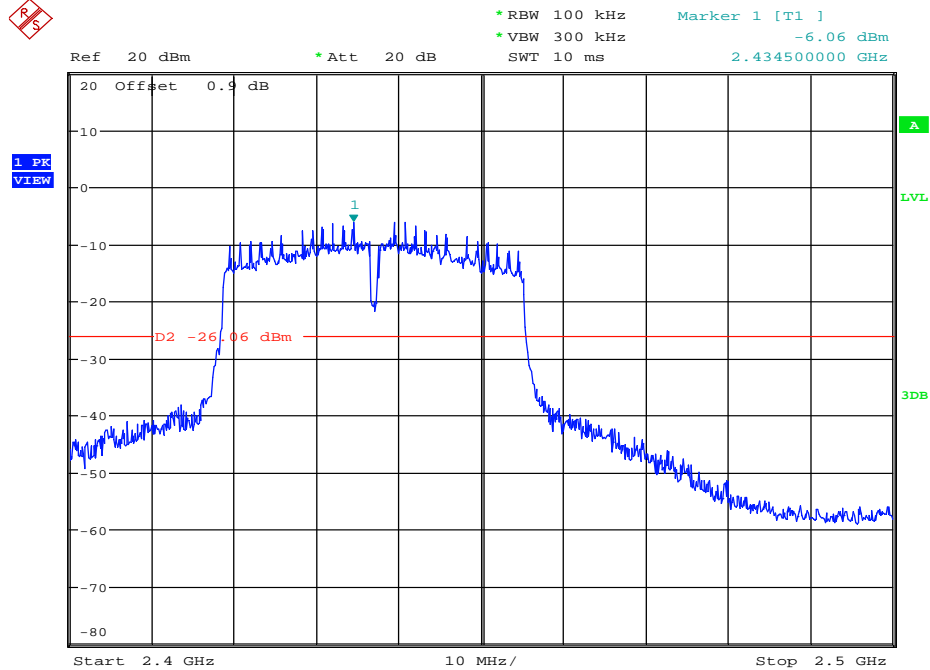
RF Conducted Spurious Emissions_11N40SISO_2422_Ant2



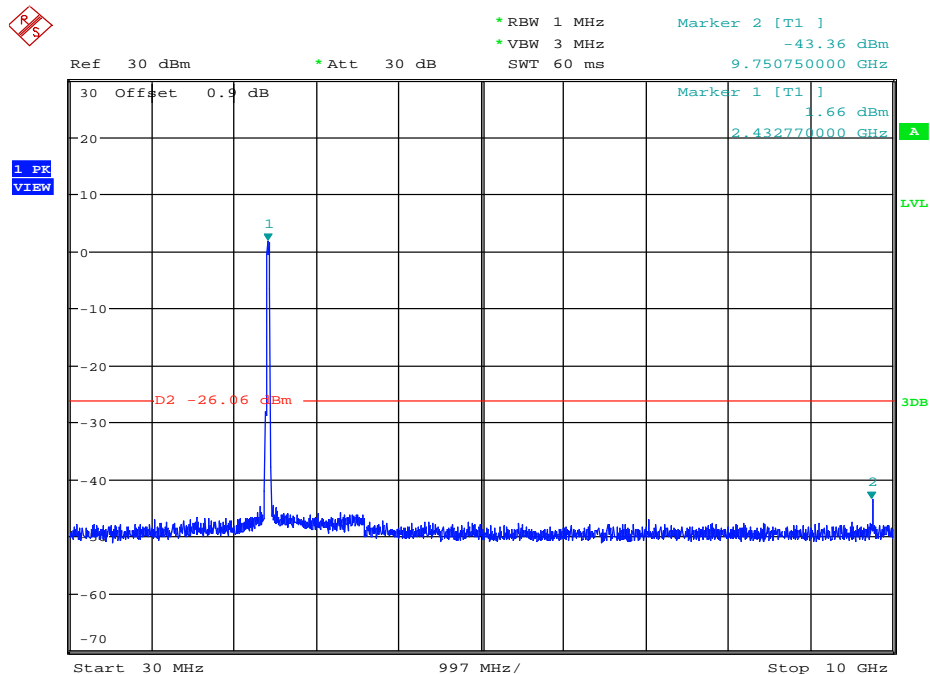


RF Conducted Spurious Emissions_11N40SISO_2437_Ant1

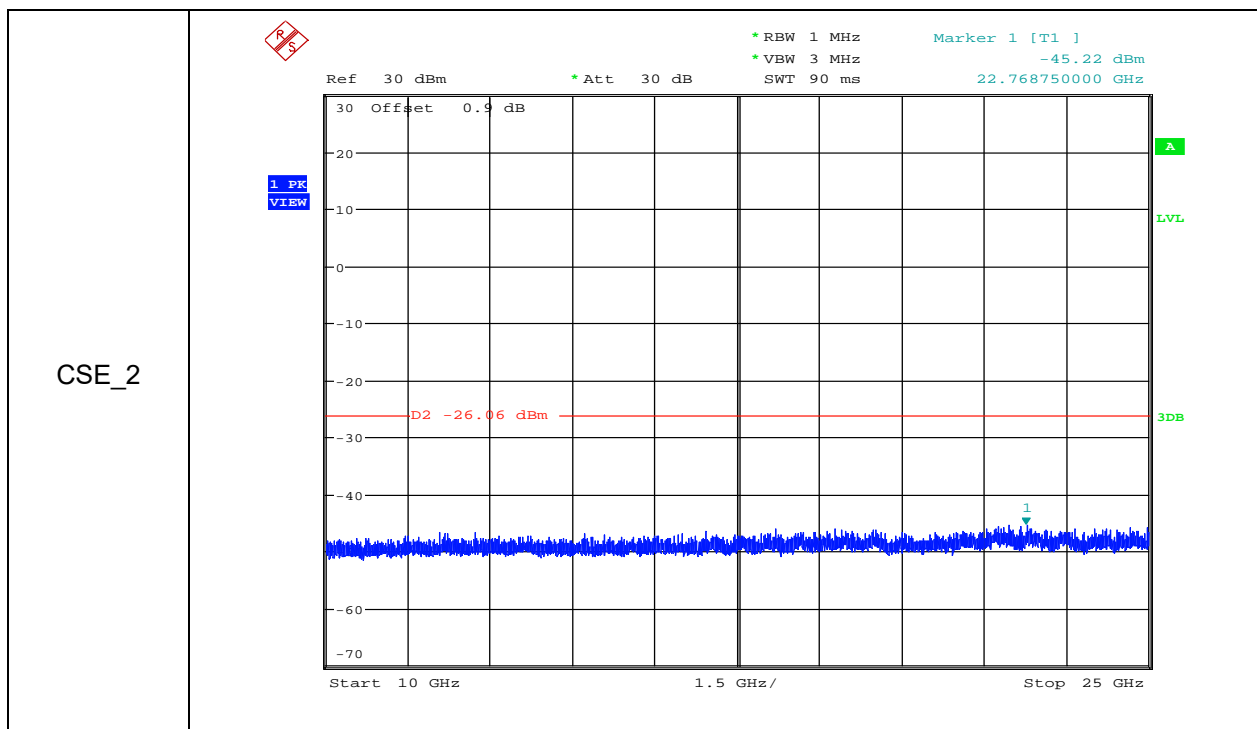
Pref



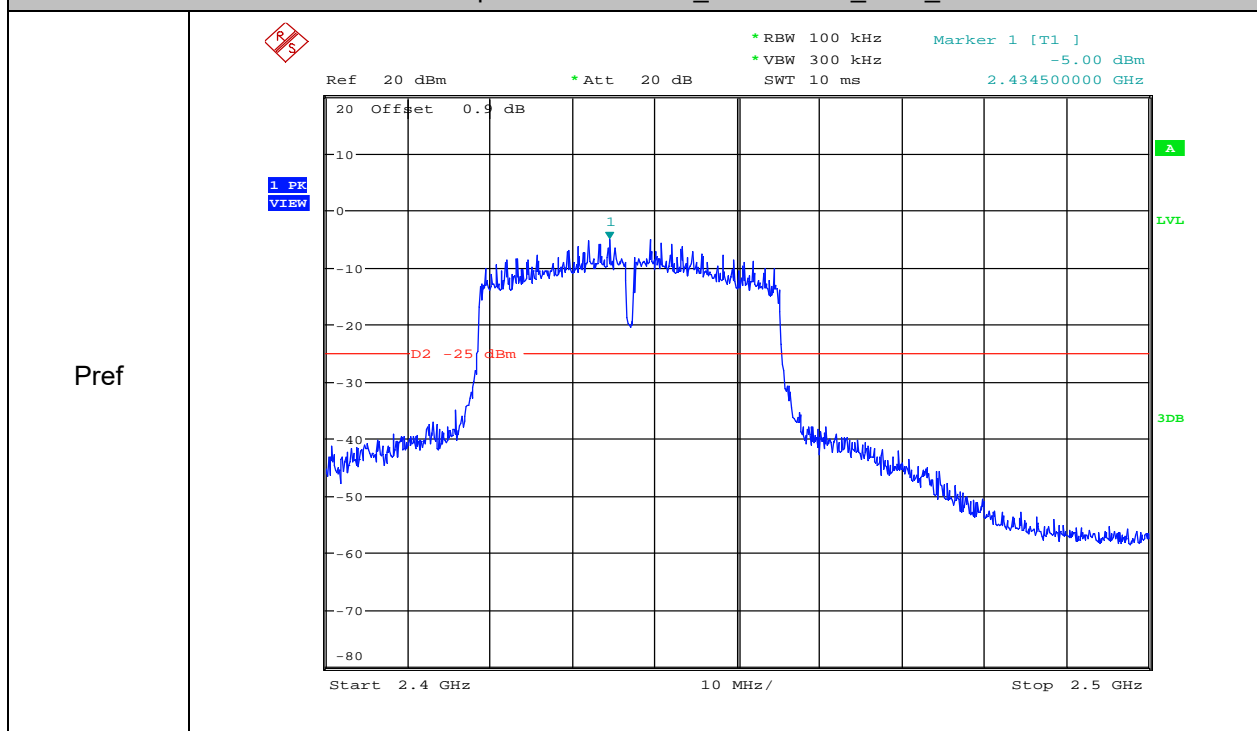
CSE_1

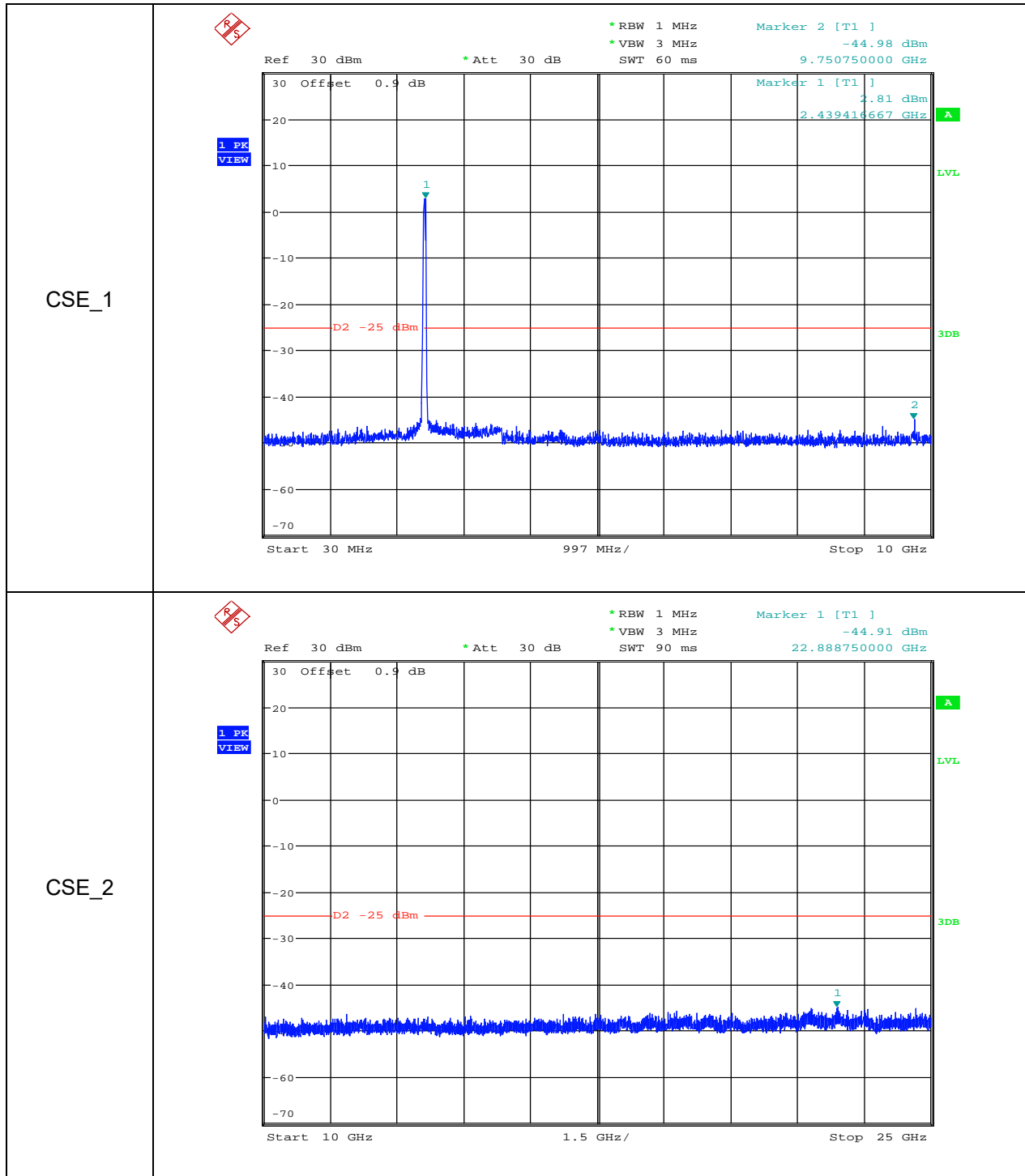


Unless otherwise agreed in writing, this document is issued by the Company subject to its General Conditions of Service printed overleaf, available on request or accessible at <http://www.sgs.com/en/Terms-and-Conditions.aspx> and, for electronic format documents, subject to Terms and Conditions for Electronic Documents at <http://www.sgs.com/en/Terms-and-Conditions/Terms-e-Documents.aspx>. Attention is drawn to the limitation of liability, indemnification and jurisdiction issues defined therein. Any holder of this document is advised that information contained hereon reflects the Company's findings at the time of its intervention only and within the limits of Client's instructions, if any. The Company's sole responsibility is to its Client and this document does not exonerate parties to a transaction from exercising all their rights and obligations under the transaction documents. This document cannot be reproduced except in full, without prior written approval of the Company. Any unauthorized alteration, forgery or falsification of the content or appearance of this document is unlawful and offenders may be prosecuted to the fullest extent of the law. Unless otherwise stated the results shown in this test report refer only to the sample(s) tested and such sample(s) are retained for 30 days only.



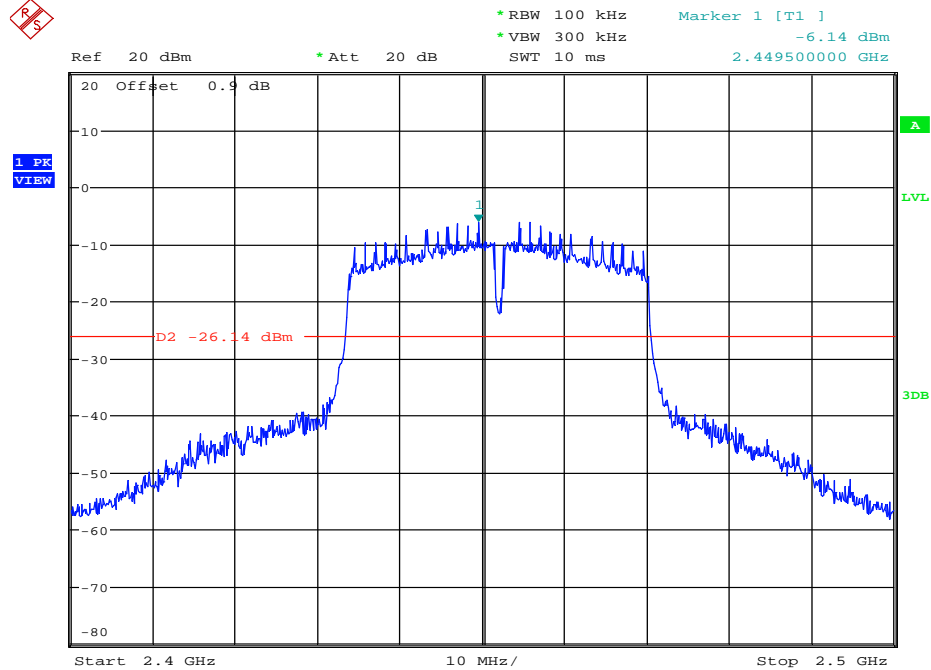
RF Conducted Spurious Emissions_11N40SISO_2437_Ant2



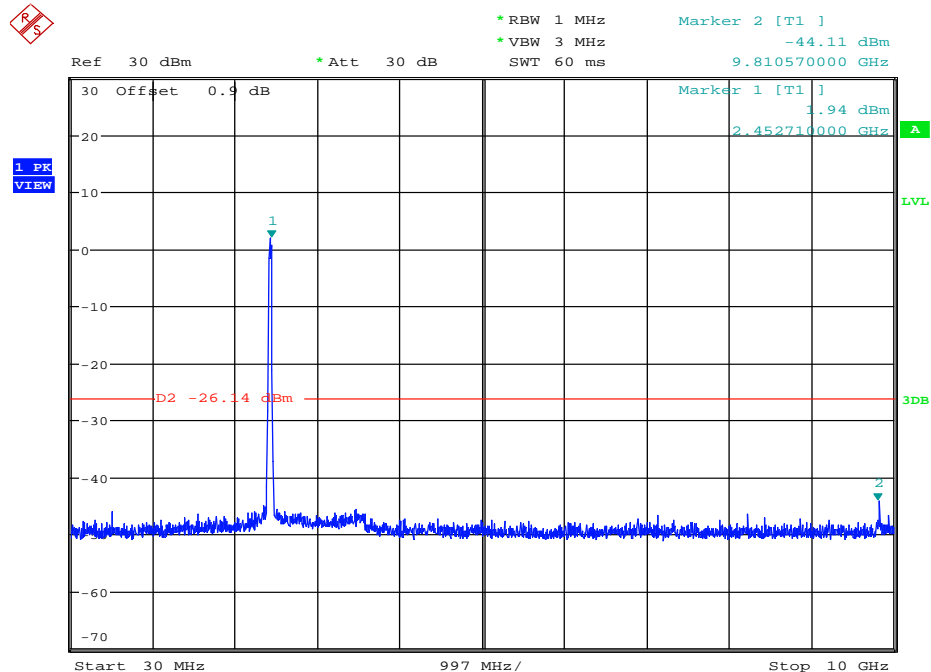


RF Conducted Spurious Emissions_11N40SISO_2452_Ant1

Pref

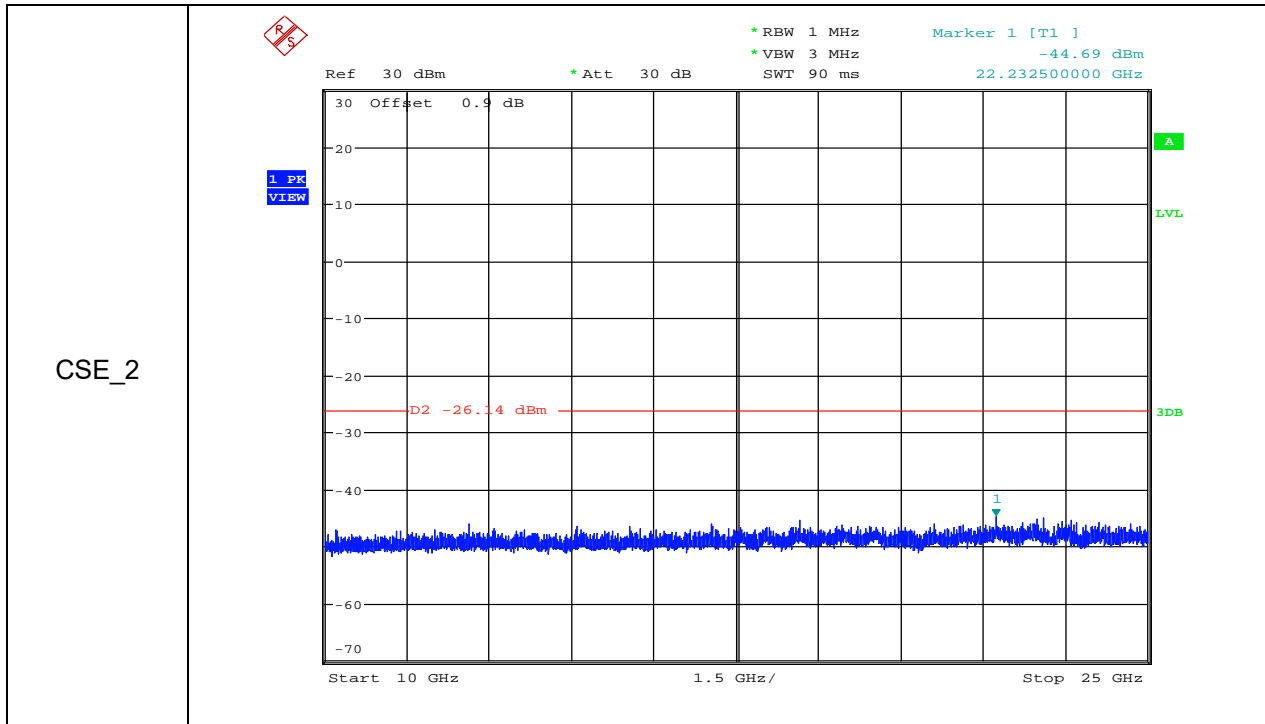


CSE_1

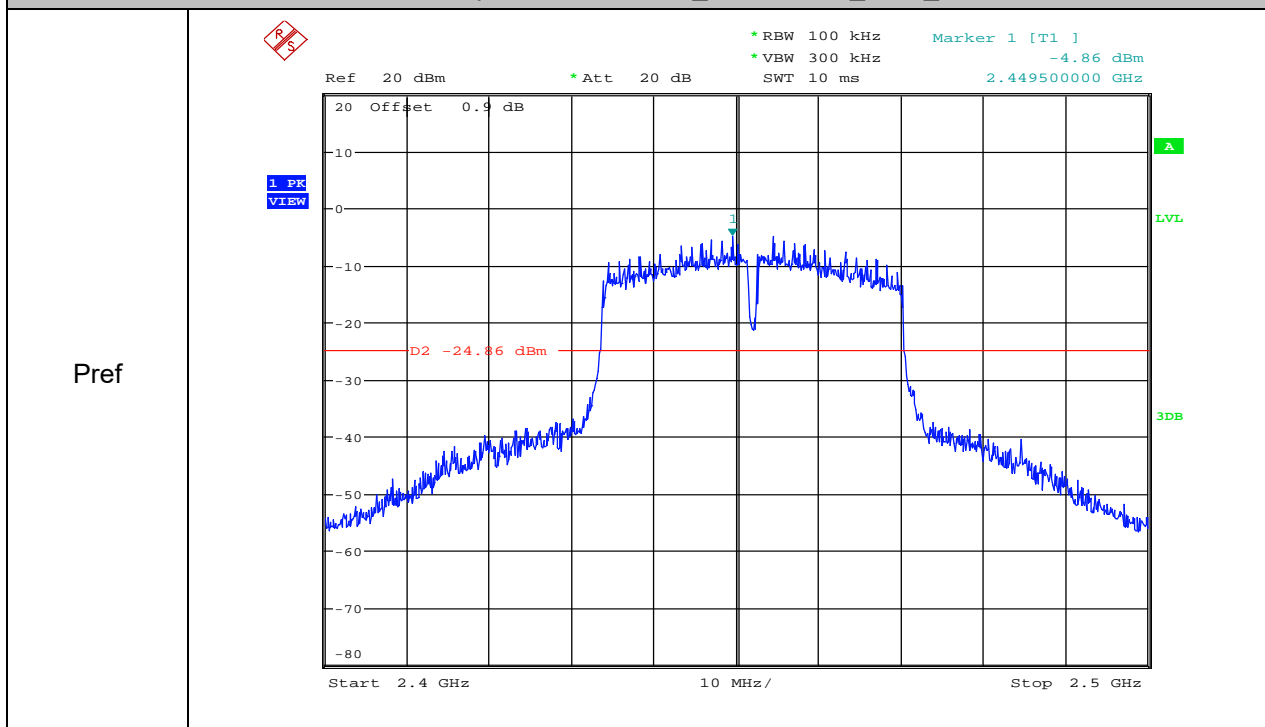


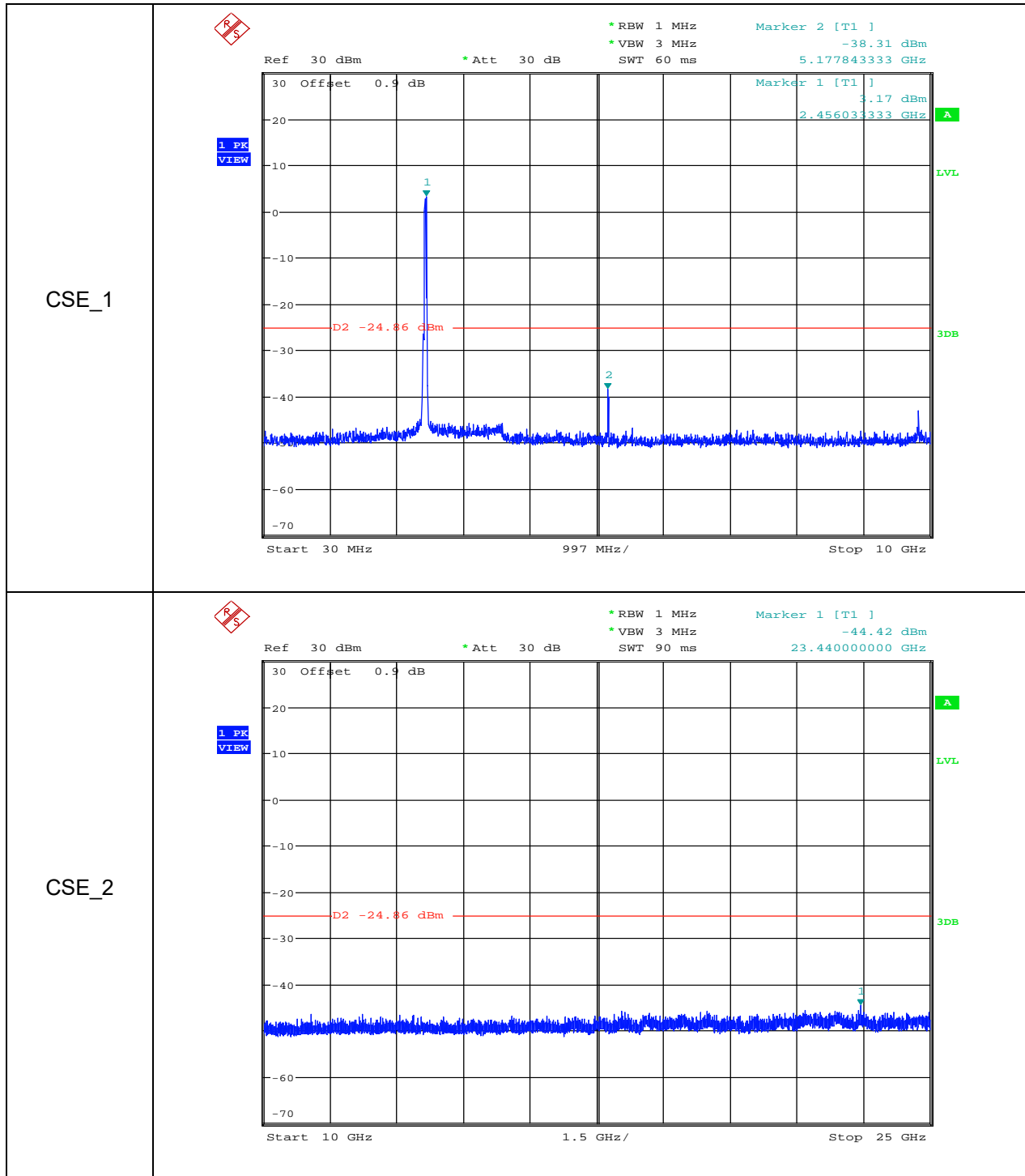
Unless otherwise agreed in writing, this document is issued by the Company subject to its General Conditions of Service printed overleaf, available on request or accessible at <http://www.sgs.com/en/Terms-and-Conditions.aspx> and, for electronic format documents, subject to Terms and Conditions for Electronic Documents at <http://www.sgs.com/en/Terms-and-Conditions/Terms-e-Documents.aspx>. Attention is drawn to the limitation of liability, indemnification and jurisdiction issues defined therein. Any holder of this document is advised that information contained hereon reflects the Company's findings at the time of its intervention only and within the limits of Client's instructions, if any. The Company's sole responsibility is to its Client and this document does not exonerate parties to a transaction from exercising all their rights and obligations under the transaction documents. This document cannot be reproduced except in full, without prior written approval of the Company. Any unauthorized alteration, forgery or falsification of the content or appearance of this document is unlawful and offenders may be prosecuted to the fullest extent of the law. Unless otherwise stated the results shown in this test report refer only to the sample(s) tested and such sample(s) are retained for 30 days only.

Attention: To check the authenticity of testing / inspection report & certificate, please contact us at telephone: (86-755) 83071443, or email: CN.Doccheck@sgs.com



RF Conducted Spurious Emissions_11N40SISO_2452_Ant2





- End of the Report -