



**SGS-CSTC Standards Technical Services Co., Ltd.
Shenzhen Branch**

No. 1 Workshop, M-10, Middle section, Science & Technology Park,
Shenzhen, Guangdong, China 518057

Telephone: +86 (0) 755 2601 2053
Fax: +86 (0) 755 2671 0594
Email: ee.shenzhen@sgs.com

Report No.: SZEM180400347803
Page: 1 of 398

TEST REPORT

Application No.: SZEM1804003478CR
Applicant: Furriion Ltd.
Address of Applicant: Units 503c & 505-508, Level 5, Core D, Cyberport 3, 100 Cyberport Road, Hong Kong
Manufacturer: Furriion Ltd.
Address of Manufacturer: Units 503c & 505-508, Level 5, Core D, Cyberport 3, 100 Cyberport Road, Hong Kong
Factory: Furriion Ltd.
Address of Factory: Units 503c & 505-508, Level 5, Core D, Cyberport 3, 100 Cyberport Road, Hong Kong
Equipment Under Test (EUT):
EUT Name: LTE WiFi Router
Model No.: FAN17B8B, FAN17B83 ♣
♣ Please refer to section 2 of this report which indicates which model was actually tested and which were electrically identical.
Trade mark: FURRIION
FCC ID: 2ABH3-FAN17
Standard(s) : 47 CFR Part 15, Subpart E 15.407
Date of Receipt: 2018-05-22
Date of Test: 2018-05-24 to 2018-06-15
Date of Issue: 2018-06-20

Test Result:	Pass*
---------------------	--------------

* In the configuration tested, the EUT complied with the standards specified above.



Keny Xu
EMC Laboratory Manager

The manufacturer should ensure that all products in series production are in conformity with the product sample detailed in this report. If the product in this report is used in any configuration other than that detailed in the report, the manufacturer must ensure the new system complies with all relevant standards. Any mention of SGS International Electrical Approvals or testing done by SGS International Electrical Approvals in connection with, distribution or use of the product described in this report must be approved by SGS International Electrical Approvals in writing.

This document is issued by the Company subject to its General Conditions of Service printed overleaf, available on request or accessible at <http://www.sgs.com/en/Terms-and-Conditions.aspx> and, for electronic format documents, subject to Terms and Conditions for Electronic Documents at <http://www.sgs.com/en/Terms-and-Conditions/Terms-e-Documents.aspx>. Attention is drawn to the limitation of liability, indemnification and jurisdiction issues defined therein. Any holder of this document is advised that information contained hereon reflects the Company's findings at the time of its intervention only and within the limits of Client's instructions, if any. The Company's sole responsibility is to its Client and this document does not exonerate parties to a transaction from exercising all their rights and obligations under the transaction documents. This document cannot be reproduced except in full, without prior written approval of the Company. Any unauthorized alteration, forgery or falsification of the content or appearance of this document is unlawful and offenders may be prosecuted to the fullest extent of the law. Unless otherwise stated the results shown in this test report refer only to the sample(s) tested and such sample(s) are retained for 30 days only.



SGS-CSTC Standards Technical Services Co., Ltd.
Shenzhen Branch

Report No.: SZEM180400347803

Page: 2 of 398

Revision Record				
Version	Chapter	Date	Modifier	Remark
01		2018-06-20		Original

Authorized for issue by:				
				
		Edison Li /Project Engineer		
				
		Eric Fu /Reviewer		

2 Test Summary

Radio Spectrum Technical Requirement				
Item	Standard	Method	Requirement	Result
Antenna Requirement	47 CFR Part 15, Subpart E 15.407	N/A	47 CFR Part 15, Subpart C 15.203	Pass
Transmission in the Absence of Data	47 CFR Part 15, Subpart E 15.407	N/A	47 CFR Part 15, Subpart C 15.407 (c)	Pass

N/A: Not applicable

Radio Spectrum Matter Part				
Item	Standard	Method	Requirement	Result
99% Bandwidth	47 CFR Part 15, Subpart E 15.407	KDB 789033 II D	N/A	Pass
26dB Emission bandwidth	47 CFR Part 15, Subpart E 15.407	KDB 789033 D02 II C 1	47 CFR Part 15, Subpart C 15.407 (a)	Pass
Minimum 6 dB bandwidth (5.725-5.85 GHz band)	47 CFR Part 15, Subpart E 15.407	KDB 789033 D02 II C 2	47 CFR Part 15, Subpart C 15.407 (e)	Pass
Maximum Conducted output power	47 CFR Part 15, Subpart E 15.407	KDB 789033 D02 II E	47 CFR Part 15, Subpart C 15.407 (a)	Pass
Peak Power spectrum density	47 CFR Part 15, Subpart E 15.407	KDB 789033 D02 II F	47 CFR Part 15, Subpart C 15.407 (a)	Pass
Radiated Emissions	47 CFR Part 15, Subpart E 15.407	KDB 789033 D02 II G	47 CFR Part 15, Subpart C 15.209 & 15.407(b)	Pass
Radiated Emissions which fall in the restricted bands	47 CFR Part 15, Subpart E 15.407	KDB 789033 D02 II G	47 CFR Part 15, Subpart C 15.209 & 15.407(b)	Pass
Frequency Stability	47 CFR Part 15, Subpart E 15.407	ANSI C63.10 (2013) Section 6.8	47 CFR Part 15, Subpart C 15.407 (g)	Pass
Duty Cycle	47 CFR Part 15, Subpart E 15.407	KDB 789033 D02 II G	N/A	Pass

N/A: Not applicable

Declaration of EUT Family Grouping:

Model No.: FAN17B8B, FAN17B83

Only the model FAN17B8B was tested, since the electrical circuit design, layout, components used, internal wiring and functions were identical for all the above models, only the difference as below:

Model	Description
FAN17B8B	Internet Access Point, LTE and Wi-Fi Booster, with ceiling mount bracket
FAN17B83	Internet Access Point, LTE and Wi-Fi Booster, without ceiling mount bracket



3 Contents

	Page
1 COVER PAGE	1
2 TEST SUMMARY	3
3 CONTENTS	4
4 GENERAL INFORMATION	6
4.1 DETAILS OF E.U.T.	6
4.2 DESCRIPTION OF SUPPORT UNITS	7
4.3 MEASUREMENT UNCERTAINTY	7
4.4 TEST LOCATION.....	8
4.5 TEST FACILITY.....	8
4.6 DEVIATION FROM STANDARDS.....	8
4.7 ABNORMALITIES FROM STANDARD CONDITIONS	8
5 EQUIPMENT LIST.....	9
6 RADIO SPECTRUM TECHNICAL REQUIREMENT	11
6.1 ANTENNA REQUIREMENT	11
6.1.1 Test Requirement:	11
6.1.2 Conclusion	11
6.2 TRANSMISSION IN THE ABSENCE OF DATA.....	12
6.2.1 Test Requirement:	12
6.2.2 Conclusion	12
7 RADIO SPECTRUM MATTER TEST RESULTS.....	13
7.1 99% BANDWIDTH	13
7.1.1 E.U.T. Operation	13
7.1.2 Test Setup Diagram.....	13
7.1.3 Measurement Procedure and Data.....	14
7.2 26dB EMISSION BANDWIDTH	15
7.2.1 E.U.T. Operation	15
7.2.2 Test Setup Diagram.....	15
7.2.3 Measurement Procedure and Data.....	15
7.3 MINIMUM 6 dB BANDWIDTH (5.725-5.85 GHz BAND)	16
7.3.1 E.U.T. Operation	16
7.3.2 Test Setup Diagram.....	16
7.3.3 Measurement Procedure and Data.....	16
7.4 MAXIMUM CONDUCTED OUTPUT POWER.....	17
7.4.1 E.U.T. Operation	17
7.4.2 Test Setup Diagram.....	18
7.4.3 Measurement Procedure and Data.....	18
7.5 PEAK POWER SPECTRUM DENSITY.....	19
7.5.1 E.U.T. Operation	19
7.5.2 Test Setup Diagram.....	20
7.5.3 Measurement Procedure and Data.....	20
7.6 RADIATED EMISSIONS	21
7.6.1 E.U.T. Operation	21
7.6.2 Test Setup Diagram.....	22
7.6.3 Measurement Procedure and Data.....	23



7.7	RADIATED EMISSIONS WHICH FALL IN THE RESTRICTED BANDS	138
7.7.1	<i>E.U.T. Operation</i>	138
7.7.2	<i>Test Setup Diagram</i>	139
7.7.3	<i>Measurement Procedure and Data</i>	140
7.8	FREQUENCY STABILITY	273
7.8.1	<i>E.U.T. Operation</i>	273
7.8.2	<i>Test Setup Diagram</i>	274
7.8.3	<i>Measurement Procedure and Data</i>	274
8	PHOTOGRAPHS	275
8.1	RADIATED EMISSIONS TEST SETUP	275
8.2	RADIATED EMISSIONS WHICH FALL IN THE RESTRICTED BANDS TEST SETUP	276
8.3	EUT CONSTRUCTIONAL DETAILS (EUT PHOTOS)	276
9	APPENDIX	277
9.1	APPENDIX 15.407	277-398

4 General Information

4.1 Details of E.U.T.

Power supply:	DC 12V			
Internal source:	More than 108MHz			
Operation Frequency:	Band	Mode	Frequency Range(MHz)	Number of channels
	UNII Band I	IEEE 802.11a/n(HT20)/ac(HT20)	5180-5240	4
		IEEE 802.11n(HT40)/ac(HT40)	5190-5230	2
		IEEE 802.11ac(HT80)	5210	1
	UNII Band III	IEEE 802.11a/n(HT20)/ac(HT20)	5745-5825	5
		IEEE 802.11n(HT40)/ac(HT40)	5755-5795	2
		IEEE 802.11ac(HT80)	5775	1
Modulation Type:	IEEE 802.11a: OFDM(64QAM, 16QAM, QPSK, BPSK) IEEE 802.11n: OFDM (BPSK, QPSK, 16QAM, 64QAM) IEEE 802.11ac: OFDM (BPSK, QPSK, 16QAM, 64QAM, 256QAM)			
Sample Type:	Fixed production			
Antenna Type:	Integral			
Antenna Gain:	Antenna1/Antenna2:2dBi			

Selected Test Channel for 802.11a/n(HT20)/ac(HT20)		
Band	Channel	Frequency
U-NII Band I	The lowest channel (CH36)	5180MHz
	The middle channel (CH40)	5200MHz
	The highest channel (CH48)	5240MHz
U-NII Band III	The lowest channel (CH149)	5745MHz
	The middle channel (CH157)	5785MHz
	The highest channel (CH165)	5825MHz

Selected Test Channel for 802.11n(HT40)/ac(HT40)		
Band	Channel	Frequency
U-NII Band I	The lowest channel (CH38)	5190MHz
	The highest channel (CH46)	5230MHz
U-NII Band III	The lowest channel (CH151)	5755MHz
	The highest channel (CH159)	5795MHz

Selected Test Channel for 802.11ac(HT80)		
Band	Channel	Frequency
U-NII Band I	One channel (CH42)	5210MHz
U-NII Band III	One channel (CH155)	5775MHz



4.2 Description of Support Units

Description	Manufacturer	Model No.	Serial No.
DC power	ZHAOXIN	RXN-305D	REF. No.SEA2700

4.3 Measurement Uncertainty

No.	Item	Measurement Uncertainty
1	Radio Frequency	$\pm 7.25 \times 10^{-8}$
2	Duty cycle	$\pm 0.37\%$
3	Occupied Bandwidth	$\pm 3\%$
4	RF conducted power	$\pm 0.75\text{dB}$
5	RF power density	$\pm 2.84\text{dB}$
6	Conducted Spurious emissions	$\pm 0.75\text{dB}$
7	RF Radiated power	$\pm 4.5\text{dB}$ (below 1GHz)
		$\pm 4.8\text{dB}$ (above 1GHz)
8	Radiated Spurious emission test	$\pm 4.5\text{dB}$ (Below 1GHz)
		$\pm 4.8\text{dB}$ (Above 1GHz)
9	Temperature test	$\pm 1^{\circ}\text{C}$
10	Humidity test	$\pm 3\%$
11	Supply voltages	$\pm 1.5\%$
12	Time	$\pm 3\%$



4.4 Test Location

All tests were performed at:

SGS-CSTC Standards Technical Services Co., Ltd., Shenzhen Branch

No. 1 Workshop, M-10, Middle Section, Science & Technology Park, Shenzhen, Guangdong, China.
518057.

Tel: +86 755 2601 2053 Fax: +86 755 2671 0594

No tests were sub-contracted.

4.5 Test Facility

The test facility is recognized, certified, or accredited by the following organizations:

- **CNAS (No. CNAS L2929)**

CNAS has accredited SGS-CSTC Standards Technical Services Co., Ltd. Shenzhen Branch EMC Lab to ISO/IEC 17025:2005 General Requirements for the Competence of Testing and Calibration Laboratories (CNAS-CL01 Accreditation Criteria for the Competence of Testing and Calibration Laboratories) for the competence in the field of testing.

- **A2LA (Certificate No. 3816.01)**

SGS-CSTC Standards Technical Services Co., Ltd., Shenzhen EMC Laboratory is accredited by the American Association for Laboratory Accreditation (A2LA). Certificate No. 3816.01.

- **VCCI**

The 3m Fully-anechoic chamber for above 1GHz, 10m Semi-anechoic chamber for below 1GHz, Shielded Room for Mains Port Conducted Interference Measurement and Telecommunication Port Conducted Interference Measurement of SGS-CSTC Standards Technical Services Co., Ltd. have been registered in accordance with the Regulations for Voluntary Control Measures with Registration No.: G-20026, R-14188, C-12383 and T-11153 respectively.

- **FCC –Designation Number: CN1178**

SGS-CSTC Standards Technical Services Co., Ltd., Shenzhen EMC Laboratory has been recognized as an accredited testing laboratory.

Designation Number: CN1178. Test Firm Registration Number: 406779.

- **Industry Canada (IC)**

Two 3m Semi-anechoic chambers and the 10m Semi-anechoic chamber of SGS-CSTC Standards Technical Services Co., Ltd. Shenzhen Branch EMC Lab have been registered by Certification and Engineering Bureau of Industry Canada for radio equipment testing with Registration No.: 4620C-1, 4620C-2, 4620C-3.

4.6 Deviation from Standards

None

4.7 Abnormalities from Standard Conditions

None



5 Equipment List

RF Conducted Test					
Equipment	Manufacturer	Model No	Inventory No	Cal Date	Cal Due Date
DC Power Supply	ZhaoXin	RXN-305D	SEM011-02	2017-09-27	2018-09-26
Spectrum Analyzer	Rohde & Schwarz	FSU43	SEM004-08	2018-04-02	2019-04-01
Measurement Software	JS Tonscend	JS1120-2 BT/WIFI V2.	N/A	N/A	N/A
Coaxial Cable	SGS	N/A	SEM031-01	2017-07-13	2018-07-12
Attenuator	Weinschel Associates	WA41	SEM021-09	N/A	N/A
Signal Generator	KEYSIGHT	N5173B	SEM006-05	2017-09-27	2018-09-26
Power Meter	Rohde & Schwarz	NRVS	SEM014-02	2017-09-27	2018-09-26
Power Sensor	KEYSIGHT	U2021XA	SEM009-13	2018-04-13	2019-04-12
Power Sensor	KEYSIGHT	U2021XA	SEM009-14	2018-04-13	2019-04-12
Power Sensor	KEYSIGHT	U2021XA	SEM009-15	2018-04-13	2019-04-12
Power Sensor	KEYSIGHT	U2021XA	SEM009-16	2018-04-13	2019-04-12

Radiated Emissions					
Equipment	Manufacturer	Model No	Inventory No	Cal Date	Cal Due Date
3m Semi-Anechoic Chamber	AUDIX	N/A	SEM001-02	2018-03-13	2021-03-12
Measurement Software	AUDIX	e3 V8.2014-6-27	N/A	N/A	N/A
Coaxial Cable	SGS	N/A	SEM026-01	2017-07-13	2018-07-12
Spectrum Analyzer	Rohde & Schwarz	FSU43	SEM004-08	2018-04-02	2019-04-01
BiConiLog Antenna (26-3000MHz)	ETS-Lindgren	3142C	SEM003-01	2017-06-27	2020-06-26
Horn Antenna (1-18GHz)	Rohde & Schwarz	HF907	SEM003-07	2018-04-13	2021-04-12
Horn Antenna(15GHz-40GHz)	Schwarzbeck	BBHA 9170	SEM003-15	2017-10-17	2020-10-16
Pre-amplifier (0.1-1300MHz)	HP	8447D	SEM005-02	2017-09-27	2018-09-26
Low Noise Amplifier(100MHz-18GHz)	Black Diamond Series	BDLNA-0118-352810	SEM005-05	2017-09-27	2018-09-27
Pre-amplifier(18-26GHz)	Rohde & Schwarz	CH14-H052	SEM005-17	2018-04-02	2019-04-01
Pre-amplifier(26GHz-40GHz)	Compliance Directions Systems Inc.	PAP-2640-50	SEM005-08	2018-04-02	2019-04-01
DC Power Supply	Zhao Xin	RXN-305D	SEM011-02	2017-09-27	2018-09-26
Active Loop Antenna	ETS-Lindgren	6502	SEM003-08	2017-08-22	2020-08-21
Band filter	N/A	N/A	SEM023-01	N/A	N/A



SGS-CSTC Standards Technical Services Co., Ltd.
Shenzhen Branch

Report No.: SZEM180400347803

Page: 10 of 398

Radiated Emissions which fall in the restricted bands					
Equipment	Manufacturer	Model No	Inventory No	Cal Date	Cal Due Date
3m Semi-Anechoic Chamber	AUDIX	N/A	SEM001-02	2018-03-13	2021-03-12
Measurement Software	AUDIX	e3 V8.2014-6-27	N/A	N/A	N/A
Coaxial Cable	SGS	N/A	SEM026-01	2017-07-13	2018-07-12
Spectrum Analyzer	Rohde & Schwarz	FSU43	SEM004-08	2018-04-02	2019-04-01
BiConiLog Antenna (26-3000MHz)	ETS-Lindgren	3142C	SEM003-01	2017-06-27	2020-06-26
Horn Antenna (1-18GHz)	Rohde & Schwarz	HF907	SEM003-07	2018-04-13	2021-04-12
Horn Antenna(15GHz-40GHz)	Schwarzbeck	BBHA 9170	SEM003-15	2017-10-17	2020-10-16
Pre-amplifier (0.1-1300MHz)	HP	8447D	SEM005-02	2017-09-27	2018-09-26
Low Noise Amplifier(100MHz-18GHz)	Black Diamond Series	BDLNA-0118-352810	SEM005-05	2017-09-27	2018-09-27
Pre-amplifier(18-26GHz)	Rohde & Schwarz	CH14-H052	SEM005-17	2018-04-02	2019-04-01
Pre-amplifier(26GHz-40GHz)	Compliance Directions Systems Inc.	PAP-2640-50	SEM005-08	2018-04-02	2019-04-01
DC Power Supply	Zhao Xin	RXN-305D	SEM011-02	2017-09-27	2018-09-26
Active Loop Antenna	ETS-Lindgren	6502	SEM003-08	2017-08-22	2020-08-21
Band filter	N/A	N/A	SEM023-01	N/A	N/A

General used equipment					
Equipment	Manufacturer	Model No	Inventory No	Cal Date	Cal Due Date
Humidity/ Temperature Indicator	Shanghai Meteorological Industry Factory	ZJ1-2B	SEM002-03	2017-09-29	2018-09-28
Humidity/ Temperature Indicator	Shanghai Meteorological Industry Factory	ZJ1-2B	SEM002-04	2017-09-29	2018-09-28
Humidity/ Temperature Indicator	Mingle	N/A	SEM002-08	2017-09-29	2018-09-28
Barometer	Changchun Meteorological Industry Factory	DYM3	SEM002-01	2018-04-08	2019-04-07

6 Radio Spectrum Technical Requirement

6.1 Antenna Requirement

6.1.1 Test Requirement:

47 CFR Part 15, Subpart C 15.203


6.1.2 Conclusion

Standard Requirement:

An intentional radiator shall be designed to ensure that no antenna other than that furnished by the responsible party shall be used with the device. The use of a antenna that uses a unique coupling to the intentional radiator, the manufacturer may design the unit permanently attached antenna or of an so that a broken antenna can be replaced by the user, but the use of a standard antenna jack or electrical connector is prohibited.

EUT Antenna:

The antenna is integrated on the main PCB and no consideration of replacement. The best case gain of the antenna is 2dBi.





6.2 Transmission in the Absence of Data

6.2.1 Test Requirement:

47 CFR Part 15, Subpart C 15.407 (c)

6.2.2 Conclusion

Standard Requirement:

The device shall automatically discontinue transmission in case of either absence of information to transmit or operational failure. These provisions are not intended to preclude the transmission of control or signalling information or the use of repetitive codes used by certain digital technologies to complete frame or burst intervals.

Applicants shall include in their application for equipment authorization a description of how this requirement is met.

EUT Details:

WIFI chip (RTL8192EE) support automatically discontinue transmission in case of either absence of information to transmit or operational failure, if the chip detect absence of information to transmit or operational failure, it will be automatically shut off.

7 Radio Spectrum Matter Test Results

7.1 99% Bandwidth

Test Requirement N/A

Test Method: KDB 789033 II D

7.1.1 E.U.T. Operation

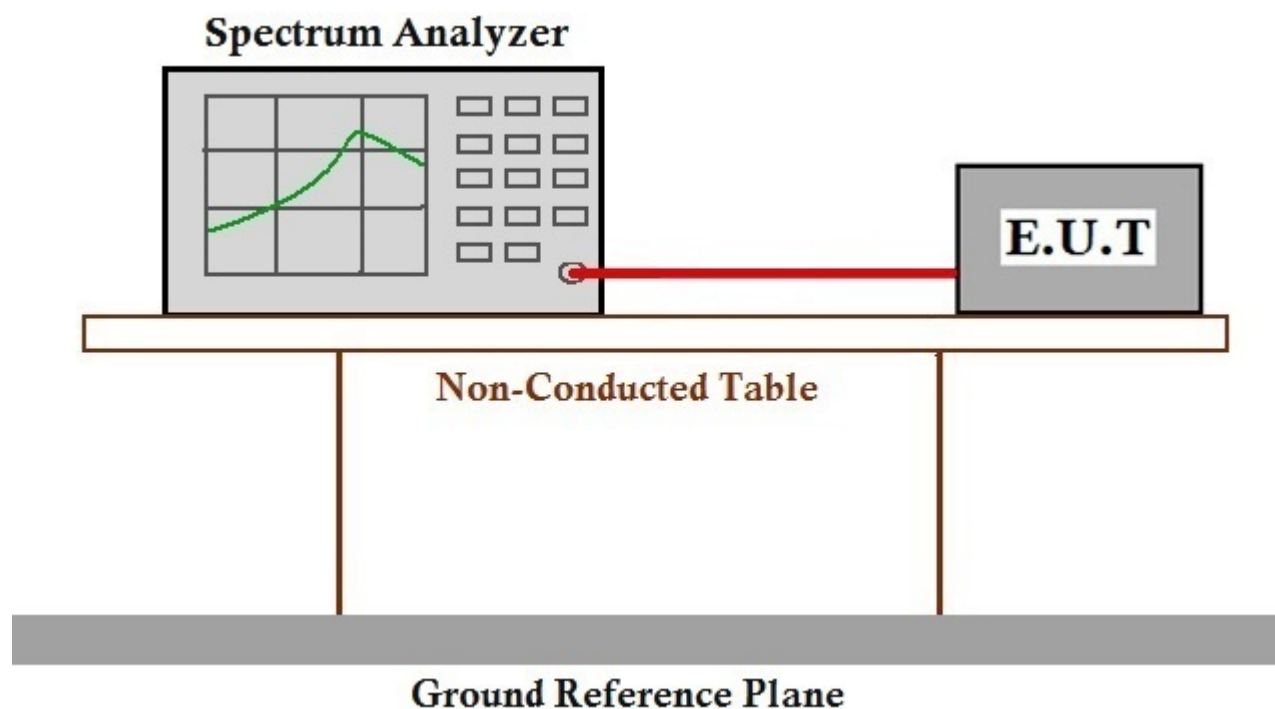
Operating Environment:

Temperature: 23.3 °C Humidity: 64.1 % RH Atmospheric Pressure: 1010 mbar

Test mode: c:TX mode (Band 1)_Keep the EUT in continuously transmitting mode with all modulation types. All data rates for each modulation type have been tested and found the data rate @ 6Mbps is the worst case of IEEE 802.11a; data rate @ MCS0 is the worst case of IEEE 802.11n(HT20); data rate @ MCS0 is the worst case of IEEE 802.11n(HT40); data rate @ MCS0 is the worst case of IEEE 802.11ac(VHT20); data rate @ MCS0 is the worst case of IEEE 802.11ac(VHT40); data rate @ MCS0 is the worst case of IEEE 802.11ac(VHT80). Only the data of worst case is recorded in the report.

f:TX mode (Band 3)_Keep the EUT in continuously transmitting mode with all modulation types. All data rates for each modulation type have been tested and found the data rate @ 6Mbps is the worst case of IEEE 802.11a; data rate @ MCS0 is the worst case of IEEE 802.11n(HT20); data rate @ MCS0 is the worst case of IEEE 802.11n(HT40); data rate @ MCS0 is the worst case of IEEE 802.11ac(VHT20); data rate @ MCS0 is the worst case of IEEE 802.11ac(VHT40); data rate @ MCS0 is the worst case of IEEE 802.11ac(VHT80). Only the data of worst case is recorded in the report.

7.1.2 Test Setup Diagram





7.1.3 Measurement Procedure and Data

The detailed test data see: Appendix 15.407

7.2 26dB Emission bandwidth

Test Requirement 47 CFR Part 15, Subpart C 15.407 (a)

Test Method: KDB 789033 D02 II C 1

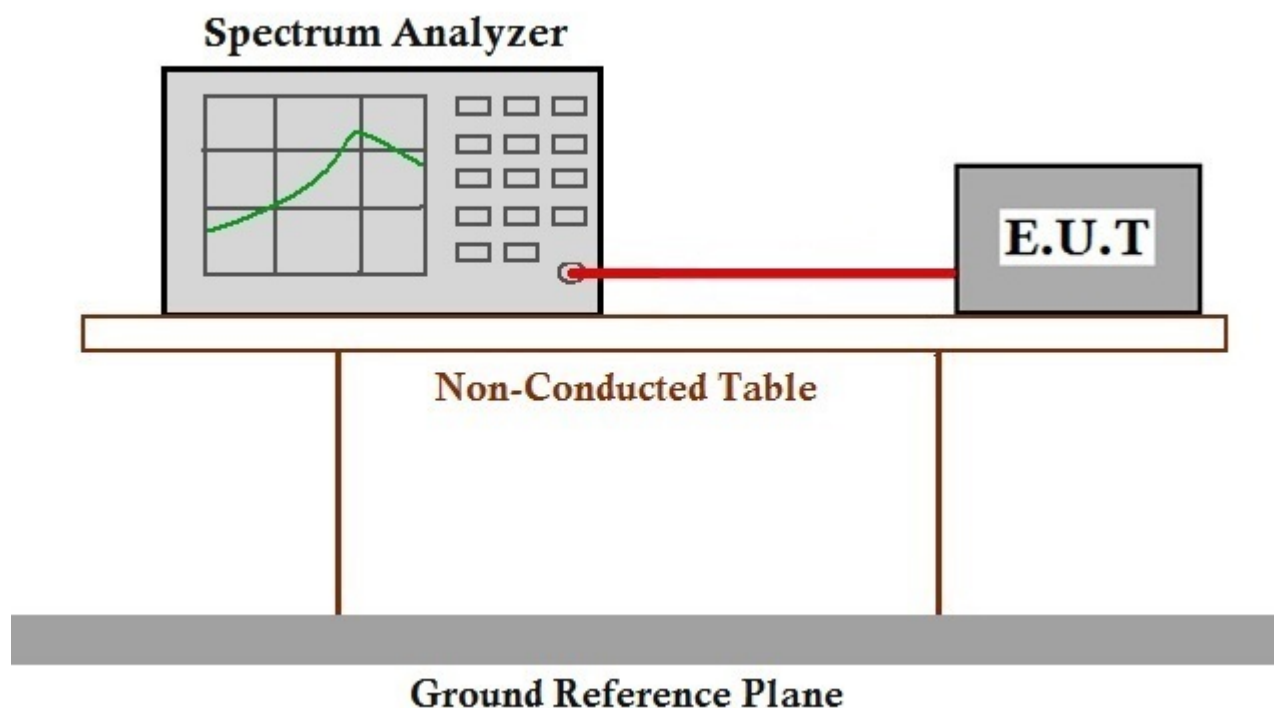
7.2.1 E.U.T. Operation

Operating Environment:

Temperature: 23.3 °C Humidity: 64.2 % RH Atmospheric Pressure: 1010 mbar

Test mode: f:TX mode (Band 3)_Keep the EUT in continuously transmitting mode with all modulation types. All data rates for each modulation type have been tested and found the data rate @ 6Mbps is the worst case of IEEE 802.11a; data rate @ MCS0 is the worst case of IEEE 802.11n(HT20); data rate @ MCS0 is the worst case of IEEE 802.11n(HT40); data rate @ MCS0 is the worst case of IEEE 802.11ac(VHT20); data rate @ MCS0 is the worst case of IEEE 802.11ac(VHT40); data rate @ MCS0 is the worst case of IEEE 802.11ac(VHT80). Only the data of worst case is recorded in the report.

7.2.2 Test Setup Diagram



7.2.3 Measurement Procedure and Data

The detailed test data see: Appendix 15.407

7.3 Minimum 6 dB bandwidth (5.725-5.85 GHz band)

Test Requirement 47 CFR Part 15, Subpart C 15.407 (e)
Test Method: KDB 789033 D02 II C 2
Limit: ≥ 500 kHz

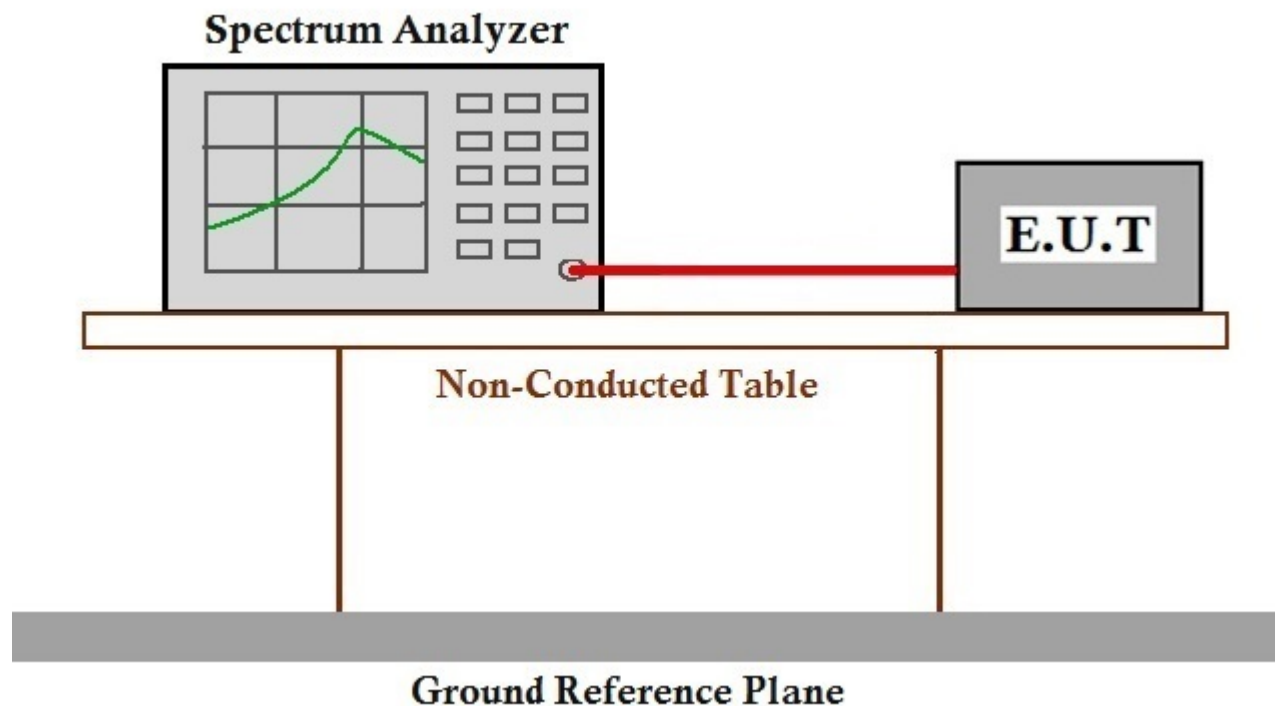
7.3.1 E.U.T. Operation

Operating Environment:

Temperature: 23.3 °C Humidity: 64.1 % RH Atmospheric Pressure: 1010 mbar

Test mode f:TX mode (Band 3)_Keep the EUT in continuously transmitting mode with all modulation types. All data rates for each modulation type have been tested and found the data rate @ 6Mbps is the worst case of IEEE 802.11a; data rate @ MCS0 is the worst case of IEEE 802.11n(HT20); data rate @ MCS0 is the worst case of IEEE 802.11n(HT40); data rate @ MCS0 is the worst case of IEEE 802.11ac(VHT20); data rate @ MCS0 is the worst case of IEEE 802.11ac(VHT40); data rate @ MCS0 is the worst case of IEEE 802.11ac(VHT80). Only the data of worst case is recorded in the report.

7.3.2 Test Setup Diagram



7.3.3 Measurement Procedure and Data

The detailed test data see: Appendix 15.407



7.4 Maximum Conducted output power

Test Requirement 47 CFR Part 15, Subpart C 15.407 (a)

Test Method: KDB 789033 D02 II E

Limit:

Frequency band(MHz)	Limit
5150-5250	$\leq 1\text{W}(30\text{dBm})$ for master device
	$\leq 250\text{mW}(24\text{dBm})$ for client device
5250-5350	$\leq 250\text{mW}(24\text{dBm})$ for client device or $11\text{dBm}+10\log B^*$
5470-5725	$\leq 250\text{mW}(24\text{dBm})$ for client device or $11\text{dBm}+10\log B^*$
5725-5850	$\leq 1\text{W}(30\text{dBm})$
Remark:	<p>* Where B is the 26dB emission bandwidth in MHz.</p> <p>The maximum conducted output power must be measured over any interval of continuous transmission using instrumentation calibrated in terms of an rms-equivalent voltage.</p>

7.4.1 E.U.T. Operation

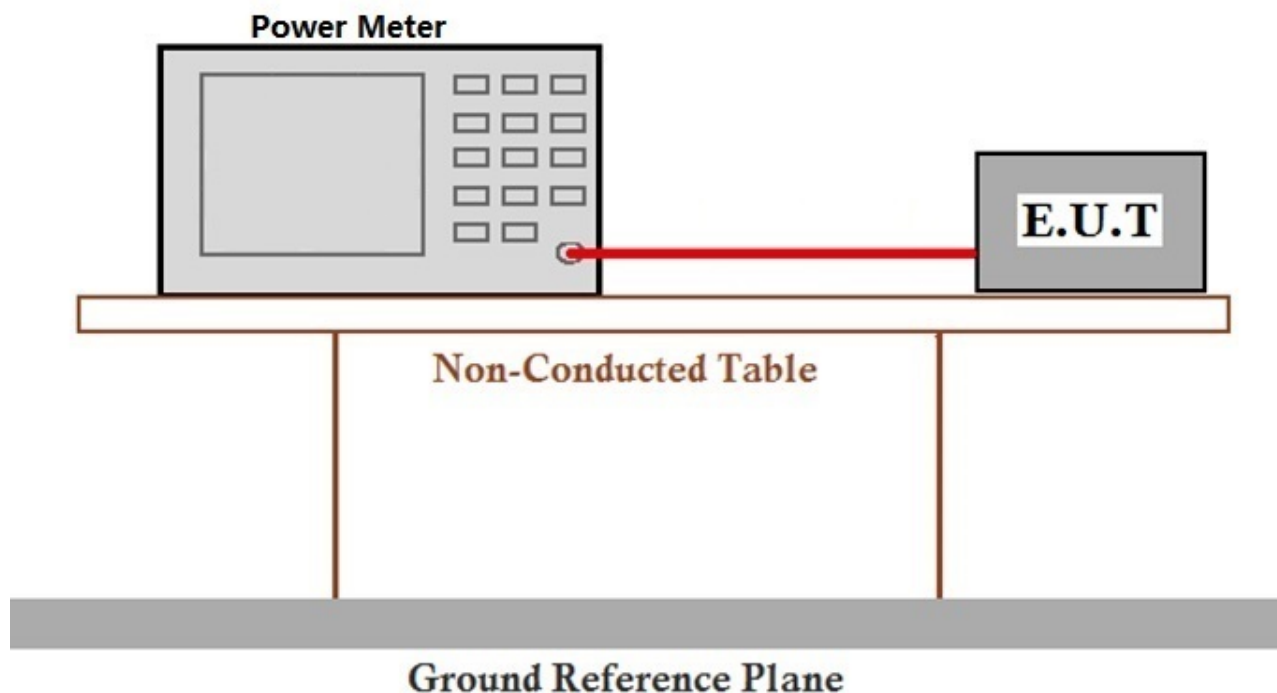
Operating Environment:

Temperature: 23.3 °C Humidity: 64.1 % RH Atmospheric Pressure: 1010 mbar

Test mode: c:TX mode (Band 1)_Keep the EUT in continuously transmitting mode with all modulation types. All data rates for each modulation type have been tested and found the data rate @ 6Mbps is the worst case of IEEE 802.11a; data rate @ MCS0 is the worst case of IEEE 802.11n(HT20); data rate @ MCS0 is the worst case of IEEE 802.11n(HT40); data rate @ MCS0 is the worst case of IEEE 802.11ac(VHT20); data rate @ MCS0 is the worst case of IEEE 802.11ac(VHT40); data rate @ MCS0 is the worst case of IEEE 802.11ac(VHT80). Only the data of worst case is recorded in the report.

f:TX mode (Band 3)_Keep the EUT in continuously transmitting mode with all modulation types. All data rates for each modulation type have been tested and found the data rate @ 6Mbps is the worst case of IEEE 802.11a; data rate @ MCS0 is the worst case of IEEE 802.11n(HT20); data rate @ MCS0 is the worst case of IEEE 802.11n(HT40); data rate @ MCS0 is the worst case of IEEE 802.11ac(VHT20); data rate @ MCS0 is the worst case of IEEE 802.11ac(VHT40); data rate @ MCS0 is the worst case of IEEE 802.11ac(VHT80). Only the data of worst case is recorded in the report.

7.4.2 Test Setup Diagram



7.4.3 Measurement Procedure and Data

The detailed test data see: Appendix 15.407



7.5 Peak Power spectrum density

Test Requirement 47 CFR Part 15, Subpart C 15.407 (a)

Test Method: KDB 789033 D02 II F

Limit:

Frequency band(MHz)	Limit
5150-5250	≤17dBm in 1MHz for master device
	≤11dBm in 1MHz for client device
5250-5350	≤11dBm in 1MHz for client device
5470-5725	≤11dBm in 1MHz for client device
5725-5850	≤30dBm in 500 kHz
Remark:	The maximum power spectral density is measured as a conducted emission by direct connection of a calibrated test instrument to the equipment under test.

7.5.1 E.U.T. Operation

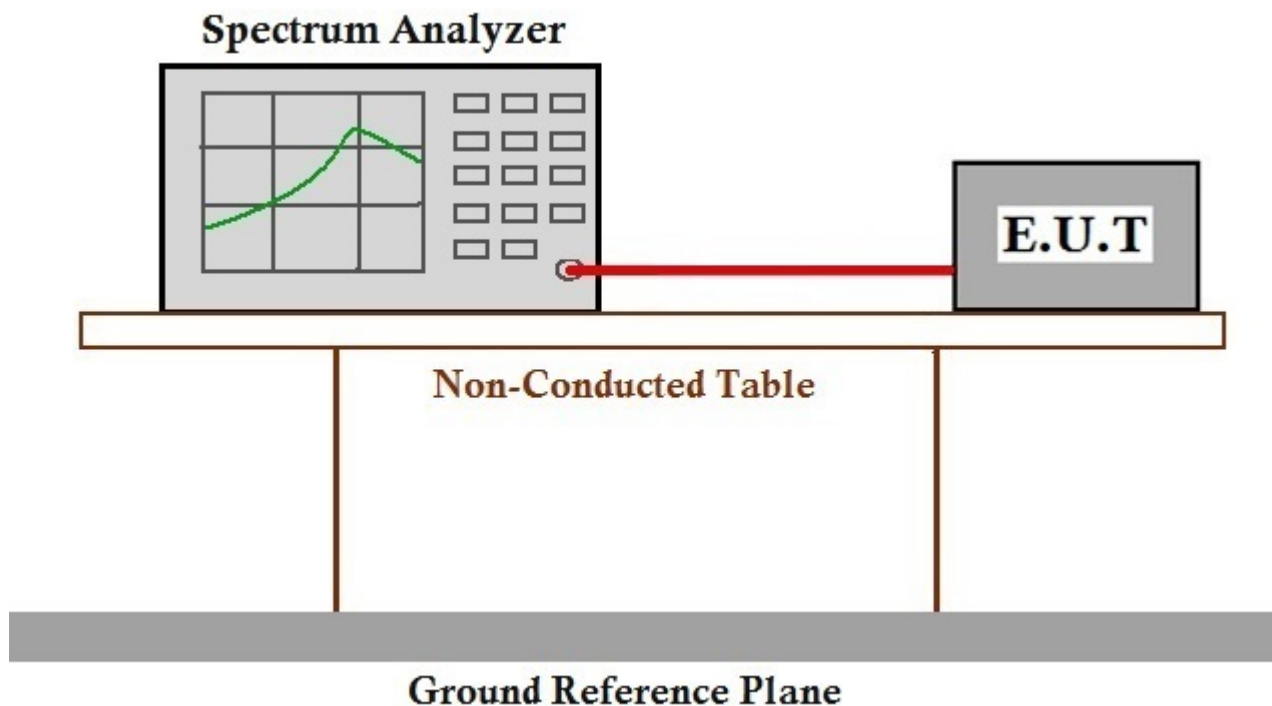
Operating Environment:

Temperature: 23.3 °C Humidity: 64.1 % RH Atmospheric Pressure: 1010 mbar

Test mode: c:TX mode (Band 1)_Keep the EUT in continuously transmitting mode with all modulation types. All data rates for each modulation type have been tested and found the data rate @ 6Mbps is the worst case of IEEE 802.11a; data rate @ MCS0 is the worst case of IEEE 802.11n(HT20); data rate @ MCS0 is the worst case of IEEE 802.11n(HT40); data rate @ MCS0 is the worst case of IEEE 802.11ac(VHT20); data rate @ MCS0 is the worst case of IEEE 802.11ac(VHT40); data rate @ MCS0 is the worst case of IEEE 802.11ac(VHT80). Only the data of worst case is recorded in the report.

f:TX mode (Band 3)_Keep the EUT in continuously transmitting mode with all modulation types. All data rates for each modulation type have been tested and found the data rate @ 6Mbps is the worst case of IEEE 802.11a; data rate @ MCS0 is the worst case of IEEE 802.11n(HT20); data rate @ MCS0 is the worst case of IEEE 802.11n(HT40); data rate @ MCS0 is the worst case of IEEE 802.11ac(VHT20); data rate @ MCS0 is the worst case of IEEE 802.11ac(VHT40); data rate @ MCS0 is the worst case of IEEE 802.11ac(VHT80). Only the data of worst case is recorded in the report.

7.5.2 Test Setup Diagram



7.5.3 Measurement Procedure and Data

The detailed test data see: Appendix 15.407



7.6 Radiated Emissions

Test Requirement 47 CFR Part 15, Subpart C 15.209 & 15.407(b)

Test Method: KDB 789033 D02 II G

Measurement Distance: 3m

7.6.1 E.U.T. Operation

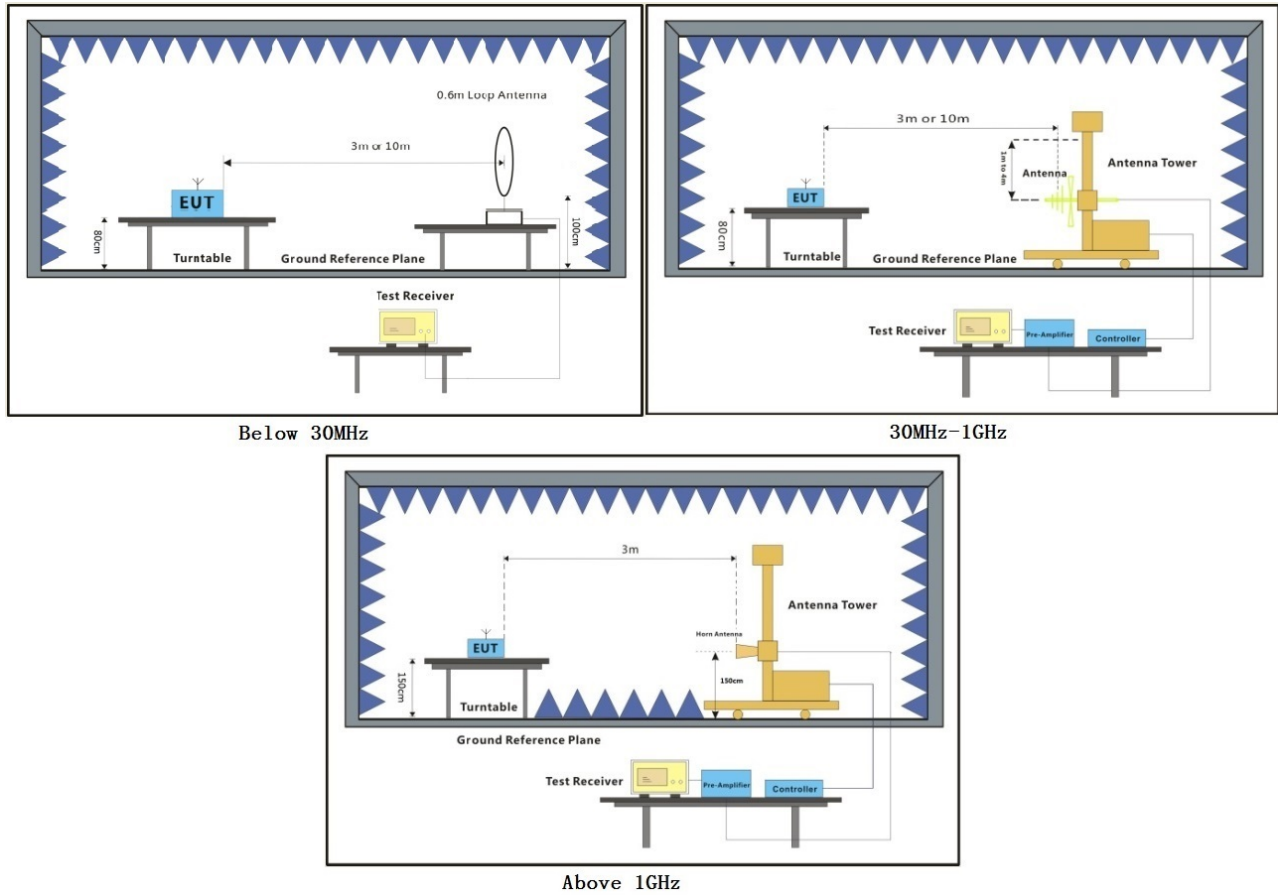
Operating Environment:

Temperature: 26 °C Humidity: 53.3 % RH Atmospheric Pressure: 1015 mbar

Test mode: c:TX mode (Band 1)_Keep the EUT in continuously transmitting mode with all modulation types. All data rates for each modulation type have been tested and found the data rate @ 6Mbps is the worst case of IEEE 802.11a; data rate @ MCS0 is the worst case of IEEE 802.11n(HT20); data rate @ MCS0 is the worst case of IEEE 802.11n(HT40); data rate @ MCS0 is the worst case of IEEE 802.11ac(VHT20); data rate @ MCS0 is the worst case of IEEE 802.11ac(VHT40); data rate @ MCS0 is the worst case of IEEE 802.11ac(VHT80). Only the data of worst case is recorded in the report.

f:TX mode (Band 3)_Keep the EUT in continuously transmitting mode with all modulation types. All data rates for each modulation type have been tested and found the data rate @ 6Mbps is the worst case of IEEE 802.11a; data rate @ MCS0 is the worst case of IEEE 802.11n(HT20); data rate @ MCS0 is the worst case of IEEE 802.11n(HT40); data rate @ MCS0 is the worst case of IEEE 802.11ac(VHT20); data rate @ MCS0 is the worst case of IEEE 802.11ac(VHT40); data rate @ MCS0 is the worst case of IEEE 802.11ac(VHT80). Only the data of worst case is recorded in the report.

7.6.2 Test Setup Diagram



7.6.3 Measurement Procedure and Data

- a. For below 1GHz, the EUT was placed on the top of a rotating table 0.8 meters above the ground at a 3 or 10 meter semi-anechoic chamber. The table was rotated 360 degrees to determine the position of the highest radiation.
- b. For above 1GHz, the EUT was placed on the top of a rotating table 1.5 meters above the ground at a 3 meter fully-anechoic chamber. The table was rotated 360 degrees to determine the position of the highest radiation.
- c. The EUT was set 3 or 10 meters away from the interference-receiving antenna, which was mounted on the top of a variable-height antenna tower.
- d. The antenna height is varied from one meter to four meters above the ground to determine the maximum value of the field strength. Both horizontal and vertical polarizations of the antenna are set to make the measurement.
- e. For each suspected emission, the EUT was arranged to its worst case and then the antenna was tuned to heights from 1 meter to 4 meters (for the test frequency of below 30MHz, the antenna was tuned to heights 1 meter) and the rotatable table was turned from 0 degrees to 360 degrees to find the maximum reading.
- f. The test-receiver system was set to Peak Detect Function and Specified Bandwidth with Maximum Hold Mode.
- g. If the emission level of the EUT in peak mode was 10dB lower than the limit specified, then testing could be stopped and the peak values of the EUT would be reported. Otherwise the emissions that did not have 10dB margin would be re-tested one by one using peak, quasi-peak or average method as specified and then reported in a data sheet.
- h. Test the EUT in the lowest channel, the middle channel, the Highest channel.
- i. The radiation measurements are performed in X, Y, Z axis positioning for Transmitting mode, and found the X axis positioning which it is the worst case.
- j. Repeat above procedures until all frequencies measured was complete.

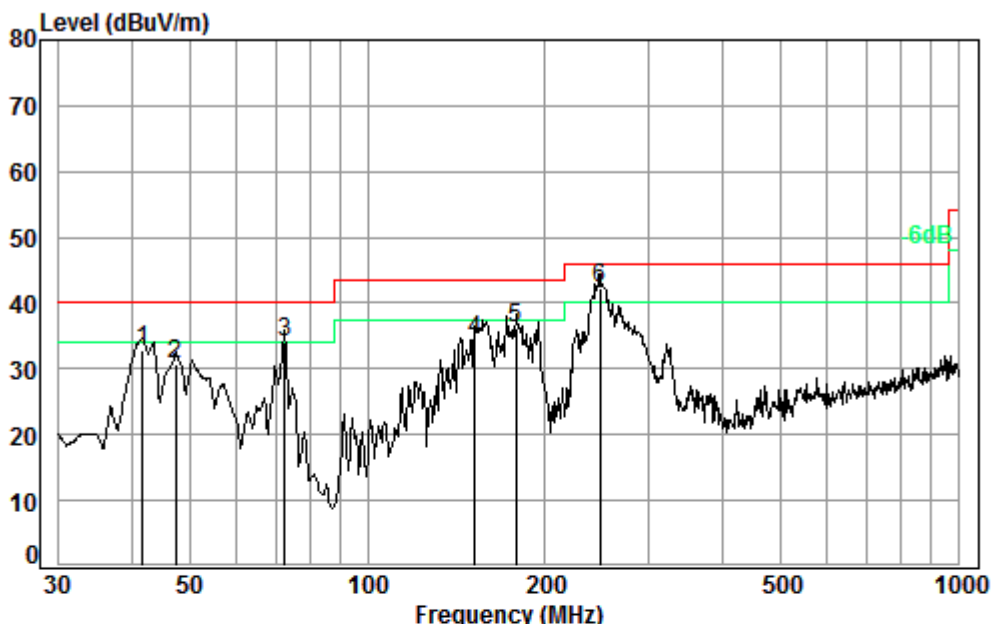
Remark:

1. Level= Read Level+ Cable Loss+ Antenna Factor- Preamp Factor
2. For emission below 1GHz, through the pre-scan found the worst case is the lowest channel of 802.11a. Only the worst case is recorded in the report.
3. Scan from 9kHz to 40GHz, the disturbance above 18GHz and below 30MHz was very low. The points marked on above plots are the highest emissions could be found when testing, so only above points had been displayed. The amplitude of spurious emissions from the radiator which are attenuated more than 20dB below the limit need not be reported.
4. As shown in this section, for frequencies above 1GHz, the field strength limits are based on average limits. However, the peak field strength of any emission shall not exceed the maximum permitted average limits specified above by more than 20 dB under any condition of modulation. For the emissions whose peak level is lower than the average limit, only the peak measurement is shown in the report.

30MHz~1GHz (Quasi-Peak Value)

The test was performed with each type of antennas, only the data of the worst case (802.11a Lowest Channel with antenna 3) is recorded in the report.

Mode: a; Polarization: Horizontal;



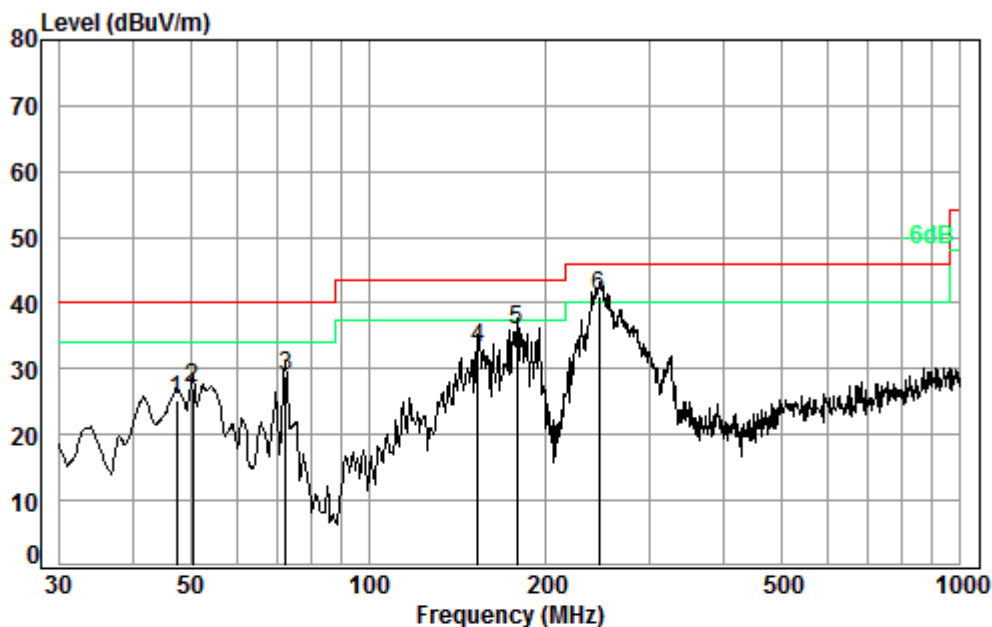
Condition: 3m HORIZONTAL

Job No. : 00248CR

Test mode: a

	Freq	Cable Loss	Ant Factor	Preamp Factor	Read Level	Level	Limit Line	Over Limit
	MHz	dB	dB/m	dB	dBuV	dBuV/m	dBuV/m	dB
1	41.71	0.64	16.88	27.62	42.88	32.78	40.00	-7.22
2	47.49	0.75	14.96	27.61	42.47	30.57	40.00	-9.43
3	72.59	0.88	12.58	27.52	48.05	33.99	40.00	-6.01
4	152.13	1.32	14.82	27.52	45.83	34.45	43.50	-9.05
5	178.13	1.37	15.86	27.53	46.60	36.30	43.50	-7.20
6 pp	247.68	1.66	18.92	27.53	49.25	42.30	46.00	-3.70

Mode :a; Polarization: Vertical



Condition: 3m VERTICAL

Job No. : 00248CR

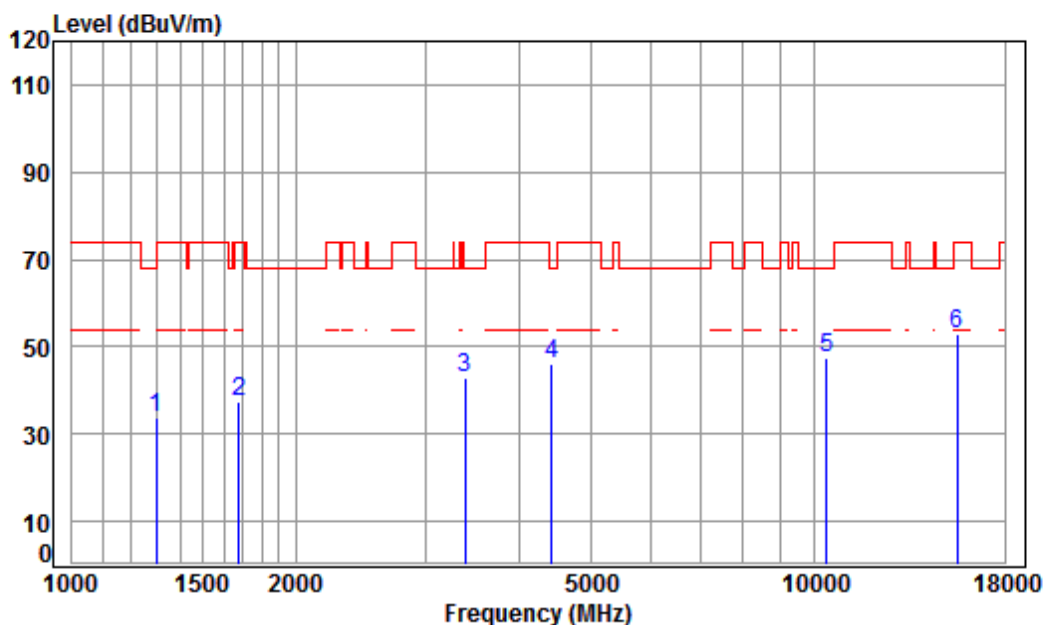
Test mode: a

	Freq	Cable Loss	Ant Factor	Preamp Factor	Read Level	Level	Limit Line	Over Limit
	MHz	dB	dB/m	dB	dBuV	dBuV/m	dBuV/m	dB
1	47.49	0.75	14.96	27.61	37.11	25.21	40.00	-14.79
2	50.41	0.80	14.16	27.60	39.83	27.19	40.00	-12.81
3	72.59	0.88	12.58	27.52	43.05	28.99	40.00	-11.01
4	153.20	1.32	14.91	27.52	44.42	33.13	43.50	-10.37
5	178.13	1.37	15.86	27.53	46.12	35.82	43.50	-7.68
6 pp	245.95	1.65	18.89	27.53	48.10	41.11	46.00	-4.89



Antenna1:

Mode:c; Polarization:Horizontal; Modulation:802.11a; bandwidth:20MHz; Channel:Low



Condition: 3m HORIZONTAL

Job No : 03478CR

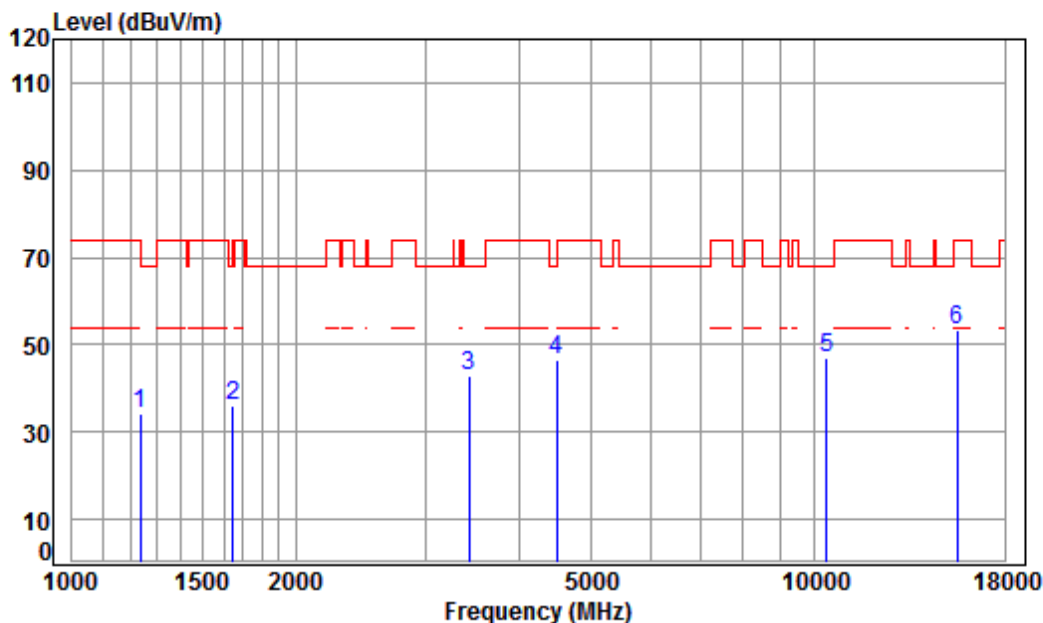
Mode : 5180 TX RSE

Note : 5G WIFI 11A

	Freq	Cable Loss	Ant Factor	Preamp Factor	Read Level	Level	Limit	Over	Remark
	MHz	dB	dB/m	dB	dBuV	dBuV/m	dBuV/m	dB	
1	1300.858	4.80	25.03	41.26	45.24	33.81	74.00	-40.19	peak
2	1677.621	5.25	26.58	41.52	47.24	37.55	74.00	-36.45	peak
3	3376.523	6.35	31.51	42.19	47.23	42.90	68.20	-25.30	peak
4	4417.841	7.47	33.46	42.40	47.76	46.29	68.20	-21.91	peak
5	pp10360.000	11.19	37.76	37.45	36.15	47.65	68.20	-20.55	peak
6	15540.000	14.30	40.72	39.00	36.92	52.94	74.00	-21.06	peak



Mode:c; Polarization:Vertical; Modulation:802.11a; bandwidth:20MHz; Channel:Low

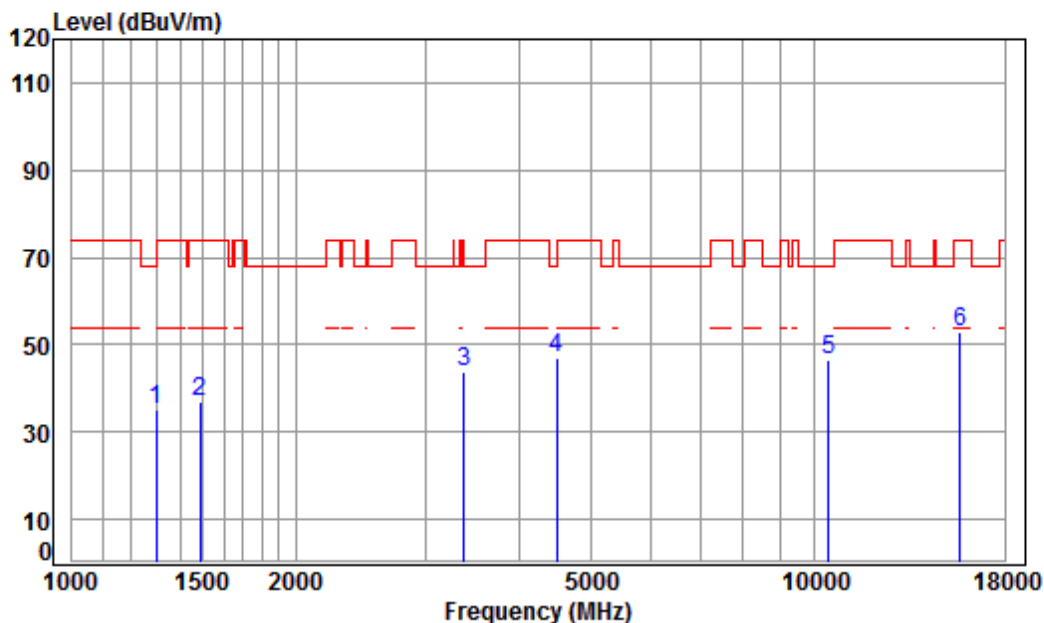


Condition: 3m VERTICAL
Job No : 03478CR
Mode : 5180 TX RSE
Note : 5G WIFI 11A

		Cable	Ant	Preamp	Read		Limit	Over	
	Freq	Loss	Factor	Factor	Level	Level	Line	Limit	Remark
	MHz	dB	dB/m	dB	dBuV	dBuV/m	dBuV/m	dB	
1	1234.909	4.55	24.74	41.21	46.03	34.11	74.00	-39.89	peak
2	1648.778	5.29	26.46	41.50	45.99	36.24	68.20	-31.96	peak
3	3425.675	6.39	31.59	42.20	47.14	42.92	68.20	-25.28	peak
4	4495.125	7.55	33.59	42.42	47.98	46.70	68.20	-21.50	peak
5	10360.000	11.19	37.76	37.45	35.52	47.02	68.20	-21.18	peak
6	pp15540.000	14.30	40.72	39.00	37.30	53.32	74.00	-20.68	peak



Mode:c; Polarization:Horizontal; Modulation:802.11a; bandwidth:20MHz; Channel:middle



Condition: 3m HORIZONTAL

Job No : 03478CR

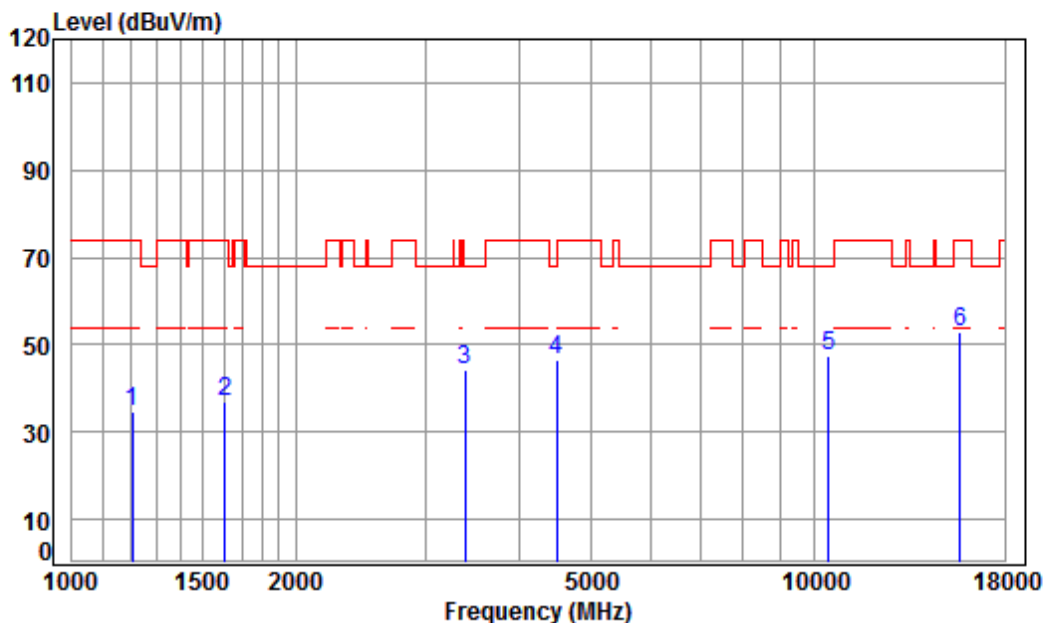
Mode : 5220 TX RSE

Note : 5G WIFI 11A

	Freq	Cable Loss	Ant Factor	Preamp Factor	Read Level	Level	Limit	Over	Remark
	MHz	dB	dB/m	dB	dBuV	dBuV/m	dBuV/m	dB	
1	1300.858	4.80	25.03	41.26	46.73	35.30	74.00	-38.70	peak
2	1485.841	5.43	25.75	41.40	47.20	36.98	74.00	-37.02	peak
3	3366.778	6.34	31.50	42.19	47.98	43.63	68.20	-24.57	peak
4	4495.125	7.55	33.59	42.42	48.17	46.89	68.20	-21.31	peak
5	10440.000	11.25	37.72	37.51	35.21	46.67	68.20	-21.53	peak
6	pp15660.000	14.48	40.80	39.11	36.94	53.11	74.00	-20.89	peak



Mode:c; Polarization:Vertical; Modulation:802.11a; bandwidth:20MHz; Channel:middle

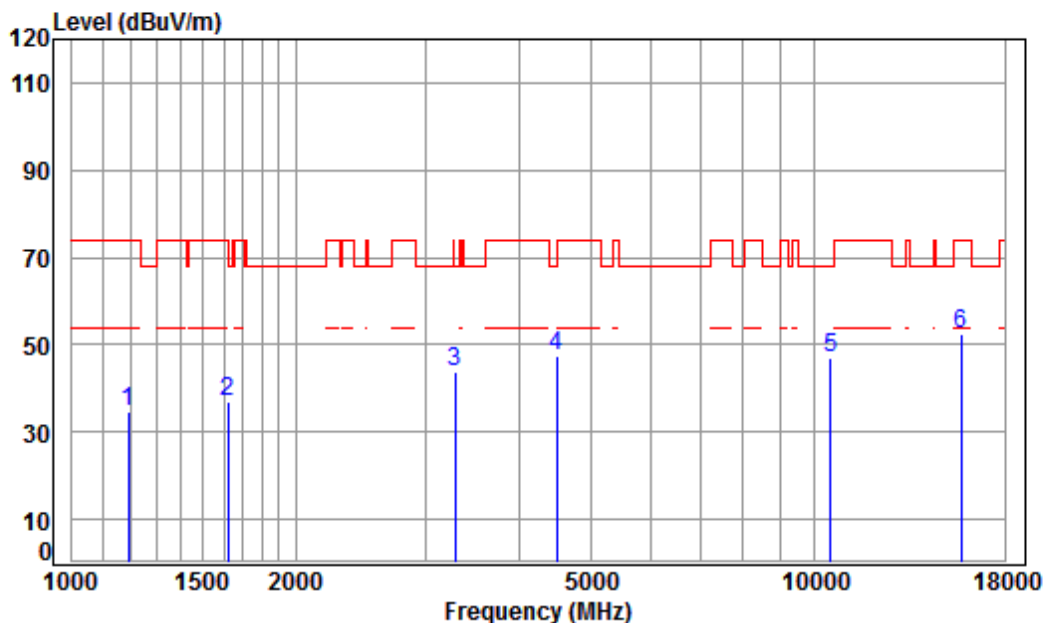


Condition: 3m VERTICAL
Job No : 03478CR
Mode : 5220 TX RSE
Note : 5G WIFI 11A

	Freq	Cable Loss	Ant Factor	Preamp Factor	Read Level	Level	Limit	Over	Remark
	MHz	dB	dB/m	dB	dBuV	dBuV/m	dBuV/m	dB	
1	1206.682	4.44	24.62	41.19	46.74	34.61	74.00	-39.39	peak
2	1606.441	5.34	26.28	41.47	46.98	37.13	74.00	-36.87	peak
3	3376.523	6.35	31.51	42.19	48.58	44.25	68.20	-23.95	peak
4	4495.125	7.55	33.59	42.42	47.96	46.68	68.20	-21.52	peak
5	pp10440.000	11.25	37.72	37.51	35.84	47.30	68.20	-20.90	peak
6	15660.000	14.48	40.80	39.11	36.79	52.96	74.00	-21.04	peak



Mode:c; Polarization:Horizontal; Modulation:802.11a; bandwidth:20MHz; Channel:High



Condition: 3m HORIZONTAL

Job No : 03478CR

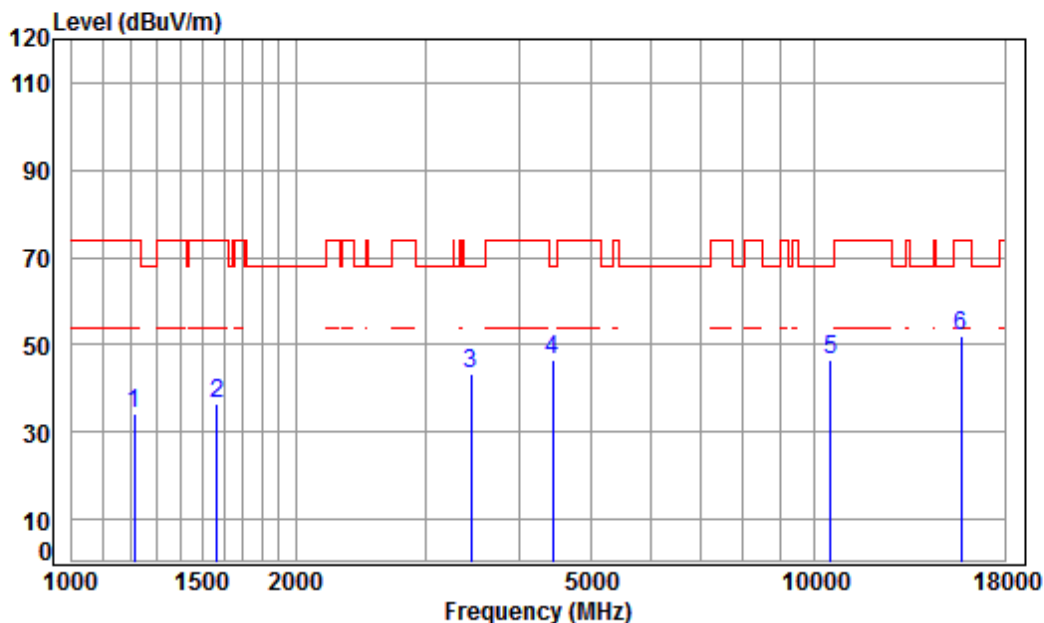
Mode : 5240 TX RSE

Note : 5G WIFI 11A

	Freq	Cable Loss	Ant Factor	Preamp Factor	Read Level	Level	Limit	Over	Remark
	MHz	dB	dB/m	dB	dBuV	dBuV/m	dBuV/m	dB	
1	1192.811	4.39	24.56	41.18	46.69	34.46	74.00	-39.54	peak
2	1620.431	5.32	26.34	41.48	46.70	36.88	74.00	-37.12	peak
3	3280.326	6.26	31.36	42.17	48.35	43.80	68.20	-24.40	peak
4 pp	4495.125	7.55	33.59	42.42	48.54	47.26	68.20	-20.94	peak
5	10480.000	11.28	37.71	37.53	35.51	46.97	68.20	-21.23	peak
6	15720.000	14.57	40.83	39.17	36.46	52.69	74.00	-21.31	peak



Mode:c; Polarization:Vertical; Modulation:802.11a; bandwidth:20MHz; Channel:High



Condition: 3m VERTICAL

Job No : 03478CR

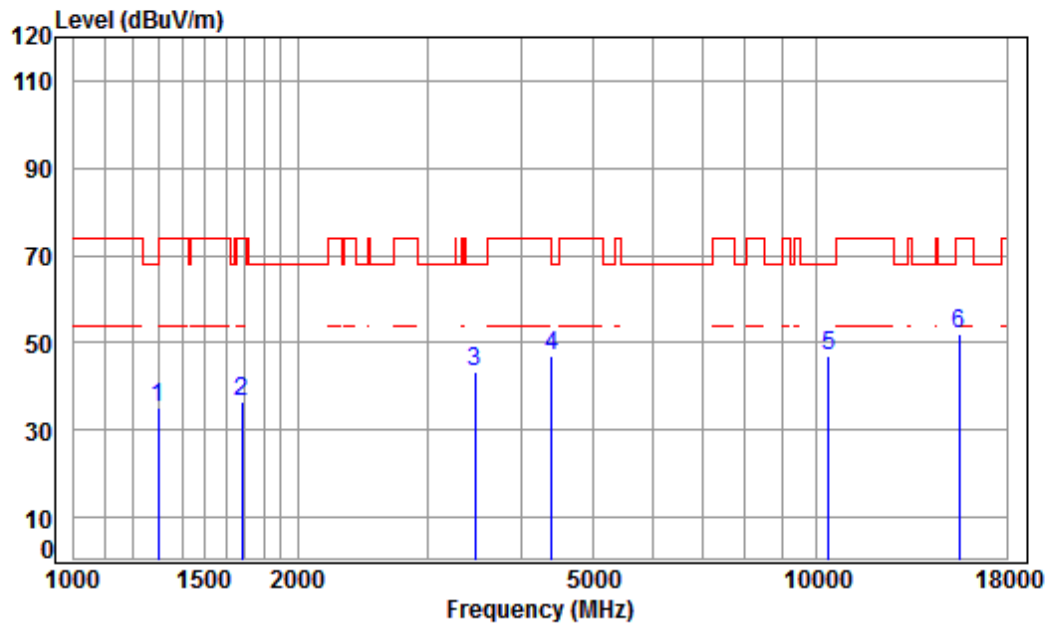
Mode : 5240 TX RSE

Note : 5G WIFI 11A

	Freq	Cable Loss	Ant Factor	Preamp Factor	Read Level	Level	Limit	Over	Remark
	MHz	dB	dB/m	dB	dBuV	dBuV/m	dBuV/m	dB	
1	1213.677	4.47	24.65	41.19	46.38	34.31	74.00	-39.69	peak
2	1569.721	5.39	26.12	41.45	46.30	36.36	74.00	-37.64	peak
3	3445.535	6.41	31.62	42.21	47.66	43.48	68.20	-24.72	peak
4 pp	4443.453	7.50	33.50	42.41	48.16	46.75	68.20	-21.45	peak
5	10480.000	11.28	37.71	37.53	35.28	46.74	68.20	-21.46	peak
6	15720.000	14.57	40.83	39.17	35.85	52.08	74.00	-21.92	peak



Mode:c; Polarization:Horizontal; Modulation:802.11n; bandwidth:20MHz; Channel:Low



Condition: 3m HORIZONTAL

Job No : 03478CR

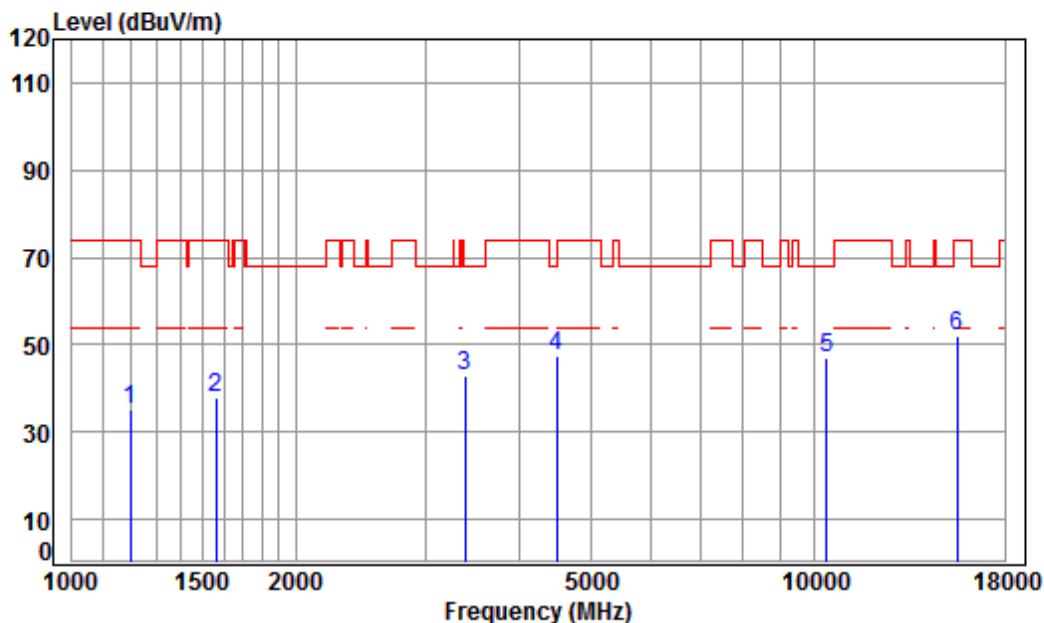
Mode : 5180 TX RSE

Note : 5G WIFI 11N20

	Freq	Cable Loss	Ant Factor	Preamp Factor	Read Level	Level	Limit	Over	Remark
	MHz	dB	dB/m	dB	dBuV	dBuV/m	dBuV/m	dB	
1	1300.858	4.80	25.03	41.26	46.43	35.00	74.00	-39.00	peak
2	1682.477	5.25	26.60	41.52	46.13	36.46	74.00	-37.54	peak
3	3465.510	6.43	31.65	42.21	47.28	43.15	68.20	-25.05	peak
4	4392.376	7.44	33.42	42.40	48.35	46.81	74.00	-27.19	peak
5	pp10360.000	11.19	37.76	37.45	35.42	46.92	68.20	-21.28	peak
6	15540.000	14.30	40.72	39.00	36.08	52.10	74.00	-21.90	peak



Mode:c; Polarization:Vertical; Modulation:802.11n; bandwidth:20MHz; Channel:Low



Condition: 3m VERTICAL

Job No : 03478CR

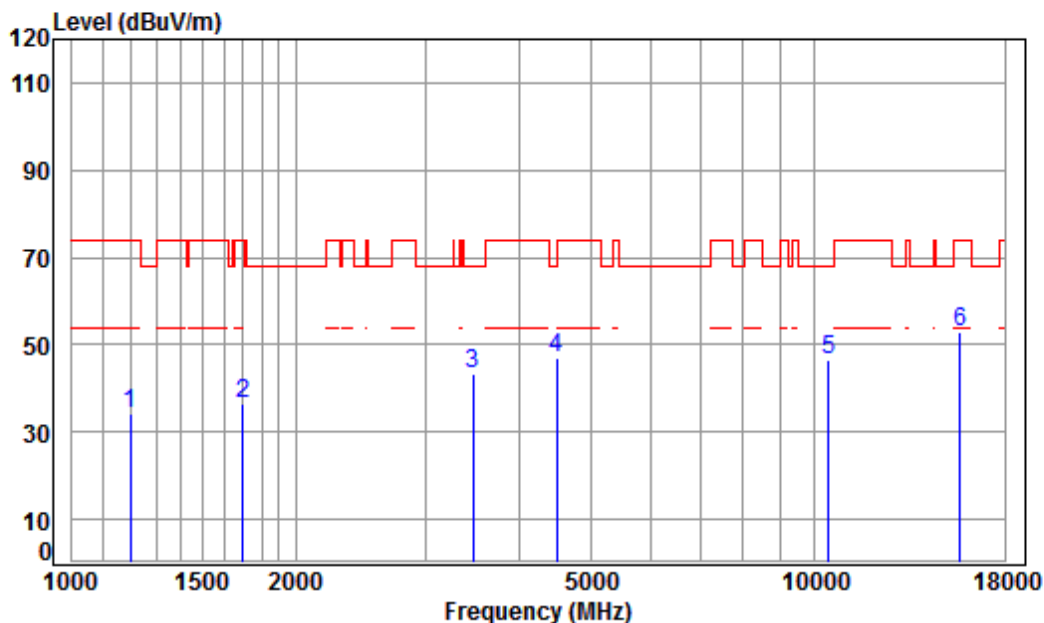
Mode : 5180 TX RSE

Note : 5G WIFI 11N20

		Cable	Ant	Preamp	Read	Limit	Over	
	Freq	Loss	Factor	Factor	Level	Level	Line	Remark
	MHz	dB	dB/m	dB	dBuV	dBuV/m	dBuV/m	dB
1	1199.726	4.42	24.59	41.18	47.20	35.03	74.00	-38.97 peak
2	1565.191	5.39	26.10	41.45	47.84	37.88	74.00	-36.12 peak
3	3376.523	6.35	31.51	42.19	47.16	42.83	68.20	-25.37 peak
4 pp	4495.125	7.55	33.59	42.42	48.84	47.56	68.20	-20.64 peak
5	10360.000	11.19	37.76	37.45	35.57	47.07	68.20	-21.13 peak
6	15540.000	14.30	40.72	39.00	36.14	52.16	74.00	-21.84 peak



Mode:c; Polarization:Horizontal; Modulation:802.11n; bandwidth:20MHz; Channel:middle



Condition: 3m HORIZONTAL

Job No : 03478CR

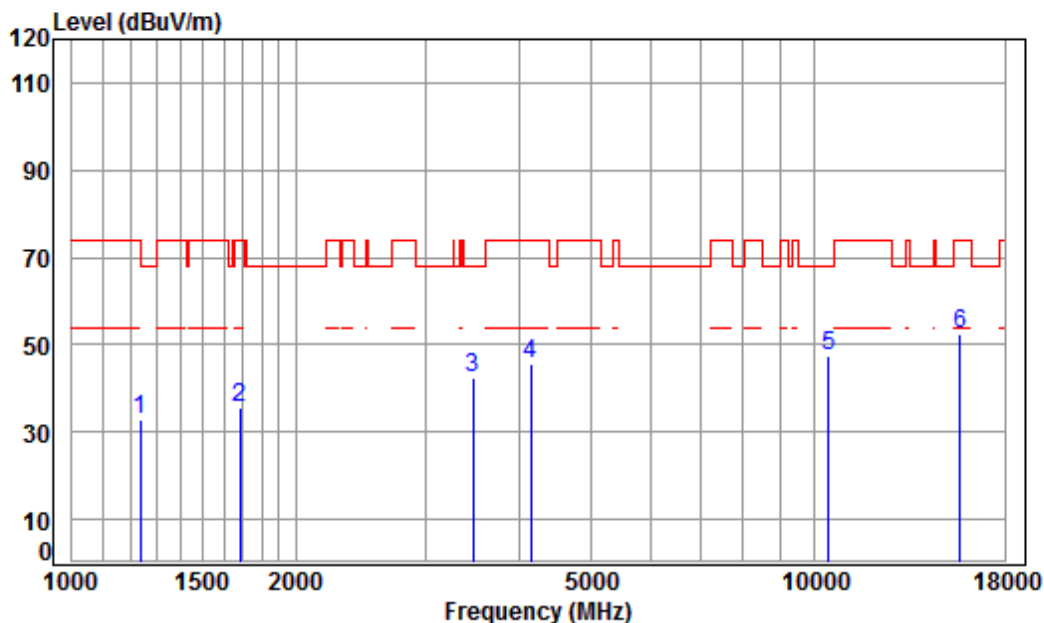
Mode : 5220 TX RSE

Note : 5G WIFI 11N20

	Freq	Cable Loss	Ant Factor	Preamp Factor	Read Level	Level	Limit	Over	Remark
	MHz	dB	dB/m	dB	dBuV	dBuV/m	dBuV/m	dB	
1	1199.726	4.42	24.59	41.18	46.44	34.27	74.00	-39.73	peak
2	1697.129	5.23	26.66	41.53	46.10	36.46	74.00	-37.54	peak
3	3465.510	6.43	31.65	42.21	47.39	43.26	68.20	-24.94	peak
4 pp	4495.125	7.55	33.59	42.42	48.37	47.09	68.20	-21.11	peak
5	10440.000	11.25	37.72	37.51	35.03	46.49	68.20	-21.71	peak
6	15660.000	14.48	40.80	39.11	36.67	52.84	74.00	-21.16	peak



Mode:c; Polarization:Vertical; Modulation:802.11n; bandwidth:20MHz; Channel:middle



Condition: 3m VERTICAL

Job No : 03478CR

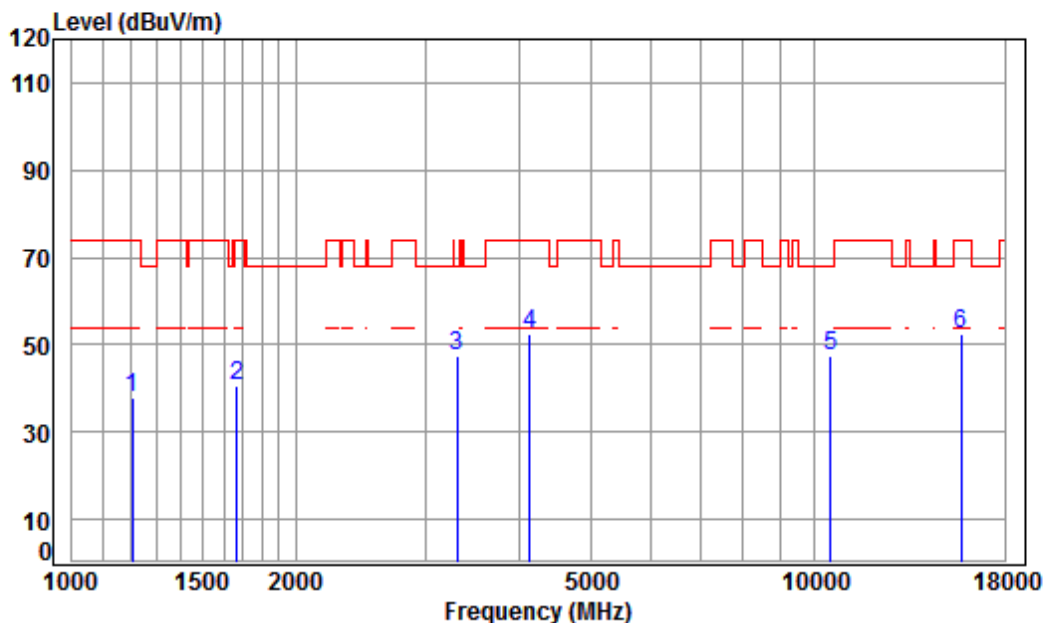
Mode : 5220 TX RSE

Note : 5G WIFI 11N20

	Freq	Cable Loss	Ant Factor	Preamp Factor	Read Level	Level	Limit	Over	Remark
	MHz	dB	dB/m	dB	dBuV	dBuV/m	dBuV/m	dB	
1	1234.909	4.55	24.74	41.21	44.84	32.92	74.00	-41.08	peak
2	1682.477	5.25	26.60	41.52	45.48	35.81	74.00	-38.19	peak
3	3465.510	6.43	31.65	42.21	46.62	42.49	68.20	-25.71	peak
4	4145.664	7.16	32.97	42.35	47.67	45.45	74.00	-28.55	peak
5	pp10440.000	11.25	37.72	37.51	36.09	47.55	68.20	-20.65	peak
6	15660.000	14.48	40.80	39.11	36.24	52.41	74.00	-21.59	peak



Mode:c; Polarization:Horizontal; Modulation:802.11n; bandwidth:20MHz; Channel:High



Condition: 3m HORIZONTAL

Job No : 03478CR

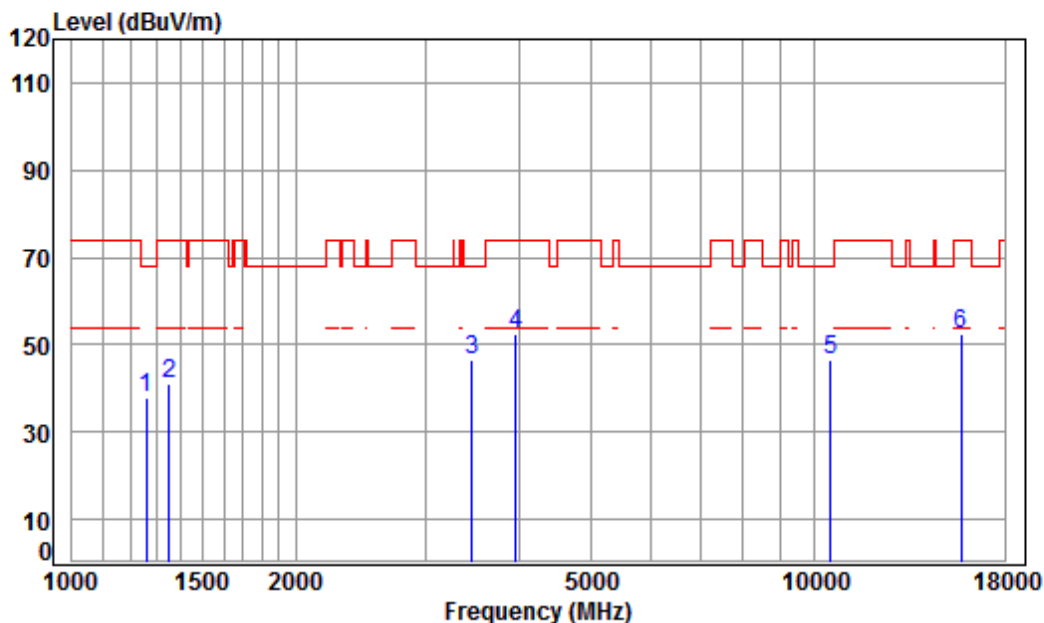
Mode : 5240 TX RSE

Note : 5G WIFI 11N20

	Freq	Cable Loss	Ant Factor	Preamp Factor	Read Level	Level	Limit	Over	Remark
	MHz	dB	dB/m	dB	dBuV	dBuV/m	dBuV/m	dB	
1	1206.682	4.44	24.51	38.07	46.99	37.87	74.00	-36.13	peak
2	1667.951	5.27	26.54	38.03	46.75	40.53	74.00	-33.47	peak
3 pp	3299.344	6.28	31.86	37.93	47.11	47.32	68.20	-20.88	peak
4	4133.699	7.14	33.60	38.07	49.62	52.29	74.00	-21.71	peak
5	10480.000	11.28	37.12	35.15	34.06	47.31	68.20	-20.89	peak
6	15720.000	14.57	41.31	38.10	34.87	52.65	74.00	-21.35	peak



Mode:c; Polarization:Vertical; Modulation:802.11n; bandwidth:20MHz; Channel:High



Condition: 3m VERTICAL

Job No : 03478CR

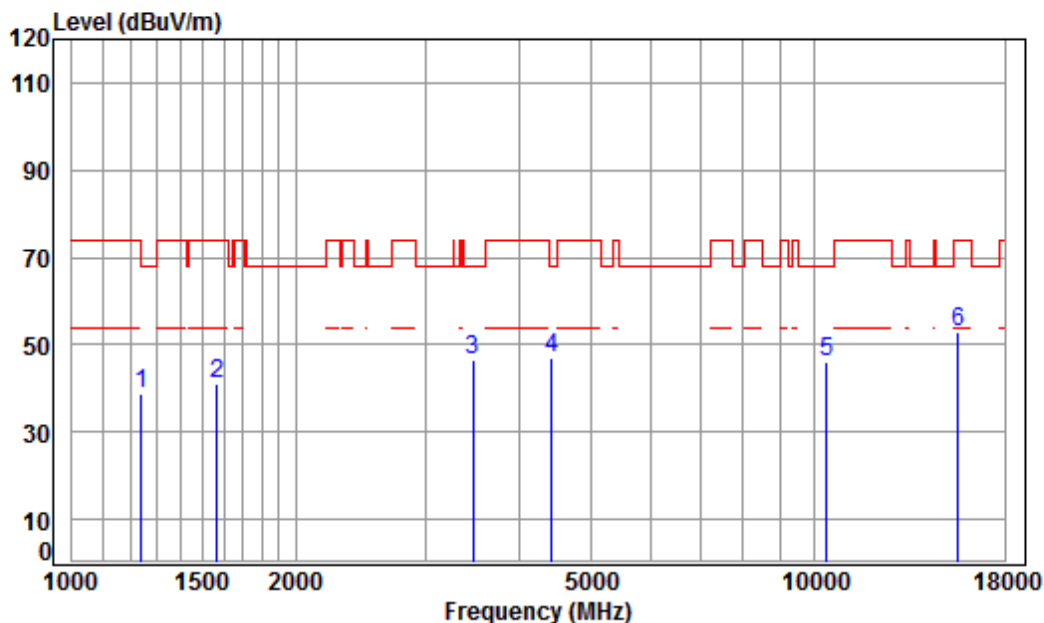
Mode : 5240 TX RSE

Note : 5G WIFI 11N20

	Freq	Cable Loss	Ant Factor	Preamp Factor	Read Level	Level	Limit	Over	Remark
	MHz	dB	dB/m	dB	dBuV	dBuV/m	dBuV/m	dB	
1	1260.149	4.65	24.77	38.07	46.65	38.00	68.20	-30.20	peak
2	1350.667	4.98	25.18	38.06	48.74	40.84	74.00	-33.16	peak
3	3455.508	6.42	32.13	37.95	45.90	46.50	68.20	-21.70	peak
4	3958.309	6.94	33.49	38.00	49.84	52.27	74.00	-21.73	peak
5	10480.000	11.28	37.12	35.15	33.44	46.69	68.20	-21.51	peak
6	15720.000	14.57	41.31	38.10	34.74	52.52	74.00	-21.48	peak



Mode:c; Polarization:Horizontal; Modulation:802.11n; bandwidth:40MHz; Channel:Low



Condition: 3m HORIZONTAL

Job No : 03478CR

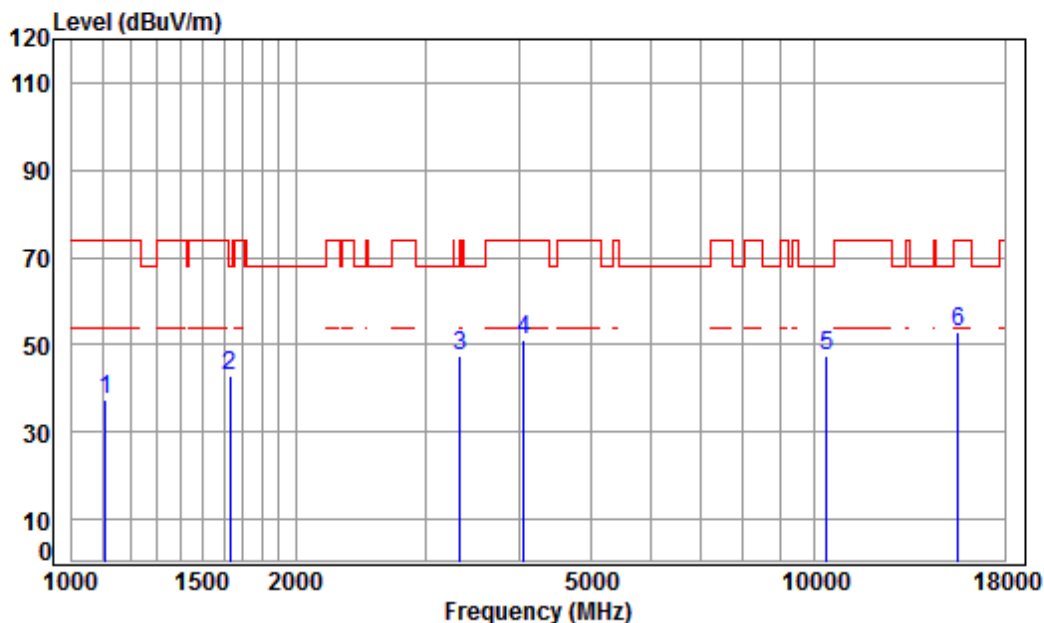
Mode : 5190 TX RSE

Note : 5G WIFI 11N40

	Freq	Cable Loss	Ant Factor	Preamp Factor	Read Level	Level	Limit	Over	Remark
	MHz	dB	dB/m	dB	dBuV	dBuV/m	dBuV/m	dB	
1	1238.483	4.57	24.67	38.07	47.39	38.56	74.00	-35.44	peak
2	1569.721	5.39	26.12	38.03	47.45	40.93	74.00	-33.07	peak
3	3465.510	6.43	32.14	37.95	45.90	46.52	68.20	-21.68	peak
4 pp	4417.841	7.47	33.60	38.22	44.22	47.07	68.20	-21.13	peak
5	10380.000	11.21	37.22	35.10	32.89	46.22	68.20	-21.98	peak
6	15570.000	14.35	41.37	38.26	35.28	52.74	74.00	-21.26	peak



Mode:c; Polarization:Vertical; Modulation:802.11n; bandwidth:40MHz; Channel:Low



Condition: 3m VERTICAL

Job No : 03478CR

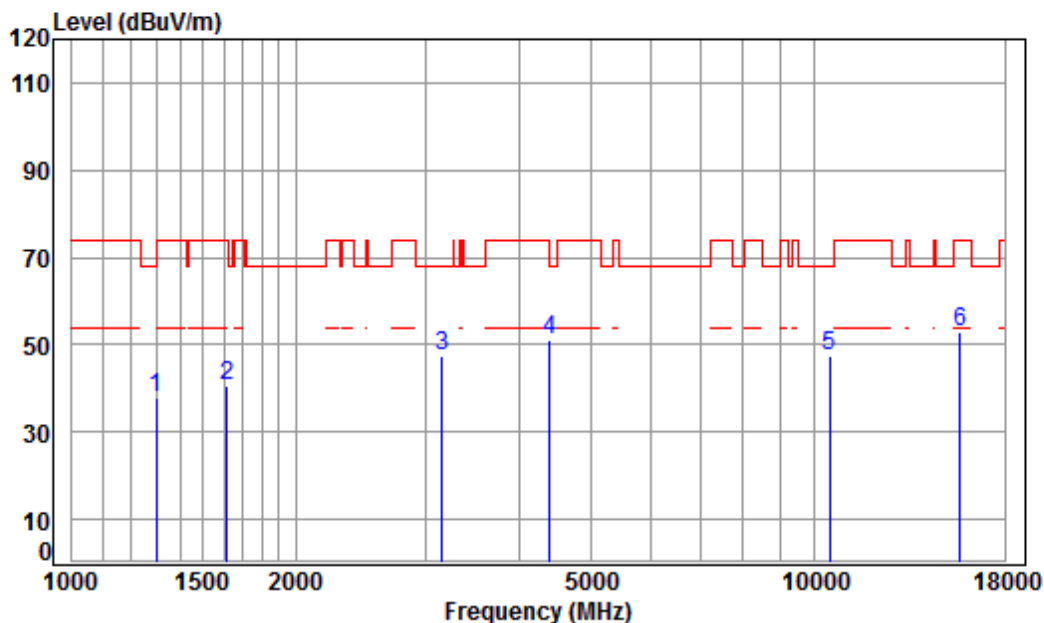
Mode : 5190 TX RSE

Note : 5G WIFI 11N40

	Freq	Cable Loss	Ant Factor	Preamp Factor	Read Level	Level	Limit	Over	Remark
	MHz	dB	dB/m	dB	dBuV	dBuV/m	dBuV/m	dB	
1	1109.660	4.05	24.02	38.08	47.30	37.29	74.00	-36.71	peak
2	1629.825	5.31	26.38	38.03	49.08	42.74	68.20	-25.46	peak
3	pp 3328.077	6.30	31.91	37.94	47.20	47.47	68.20	-20.73	peak
4	4062.629	7.06	33.60	38.03	48.55	51.18	74.00	-22.82	peak
5	10380.000	11.21	37.22	35.10	33.99	47.32	68.20	-20.88	peak
6	15570.000	14.35	41.37	38.26	35.53	52.99	74.00	-21.01	peak



Mode:c; Polarization:Horizontal; Modulation:802.11n; bandwidth:40MHz; Channel:High



Condition: 3m HORIZONTAL

Job No : 03478CR

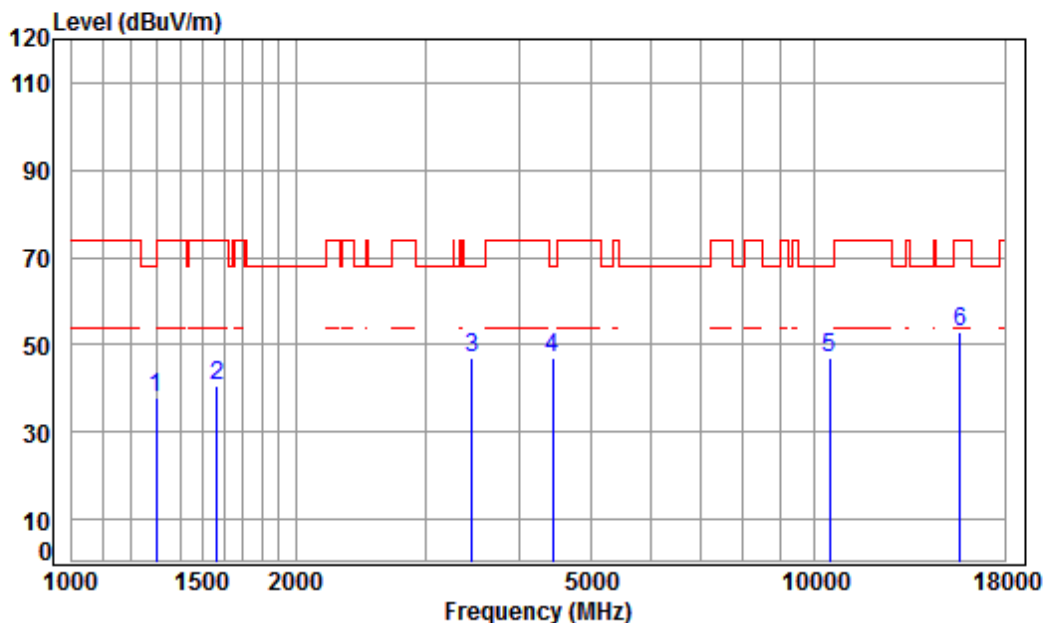
Mode : 5230 TX RSE

Note : 5G WIFI 11N40

	Freq	Cable Loss	Ant Factor	Preamp Factor	Read Level	Level	Limit	Over	Remark
	MHz	dB	dB/m	dB	dBuV	dBuV/m	dBuV/m	dB	
1	1297.103	4.79	24.94	38.06	46.06	37.73	68.20	-30.47	peak
2	1615.754	5.33	26.32	38.03	47.22	40.84	74.00	-33.16	peak
3	pp 3150.237	6.13	31.59	37.92	47.85	47.65	68.20	-20.55	peak
4	4392.376	7.44	33.60	38.21	48.49	51.32	74.00	-22.68	peak
5	10460.000	11.26	37.14	35.14	34.02	47.28	68.20	-20.92	peak
6	15690.000	14.53	41.32	38.13	35.05	52.77	74.00	-21.23	peak



Mode:c; Polarization:Vertical; Modulation:802.11n; bandwidth:40MHz; Channel:High



Condition: 3m VERTICAL

Job No : 03478CR

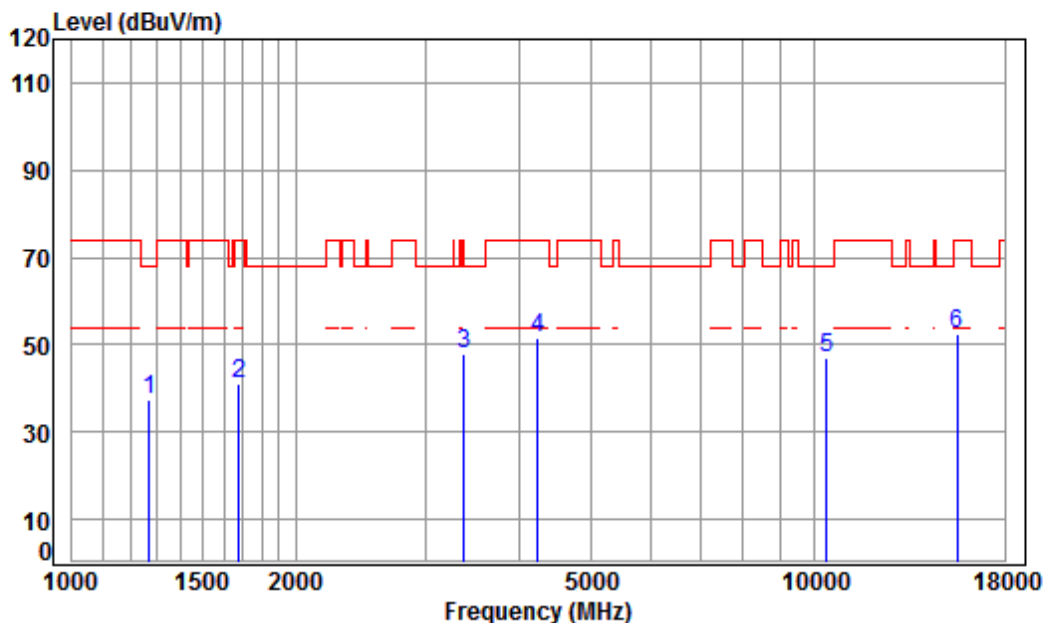
Mode : 5230 TX RSE

Note : 5G WIFI 11N40

	Freq	Cable Loss	Ant Factor	Preamp Factor	Read Level	Level	Limit	Over	Remark
	MHz	dB	dB/m	dB	dBuV	dBuV/m	dBuV/m	dB	
1	1300.858	4.80	24.96	38.06	46.35	38.05	74.00	-35.95	peak
2	1569.721	5.39	26.12	38.03	47.02	40.50	74.00	-33.50	peak
3	3455.508	6.42	32.13	37.95	46.31	46.91	68.20	-21.29	peak
4	4443.453	7.50	33.60	38.24	44.06	46.92	68.20	-21.28	peak
5	10460.000	11.26	37.14	35.14	33.62	46.88	68.20	-21.32	peak
6	15690.000	14.53	41.32	38.13	35.26	52.98	74.00	-21.02	peak



Mode:c; Polarization:Horizontal; Modulation:802.11ac; bandwidth:20MHz; Channel:Low



Condition: 3m HORIZONTAL

Job No : 03478CR

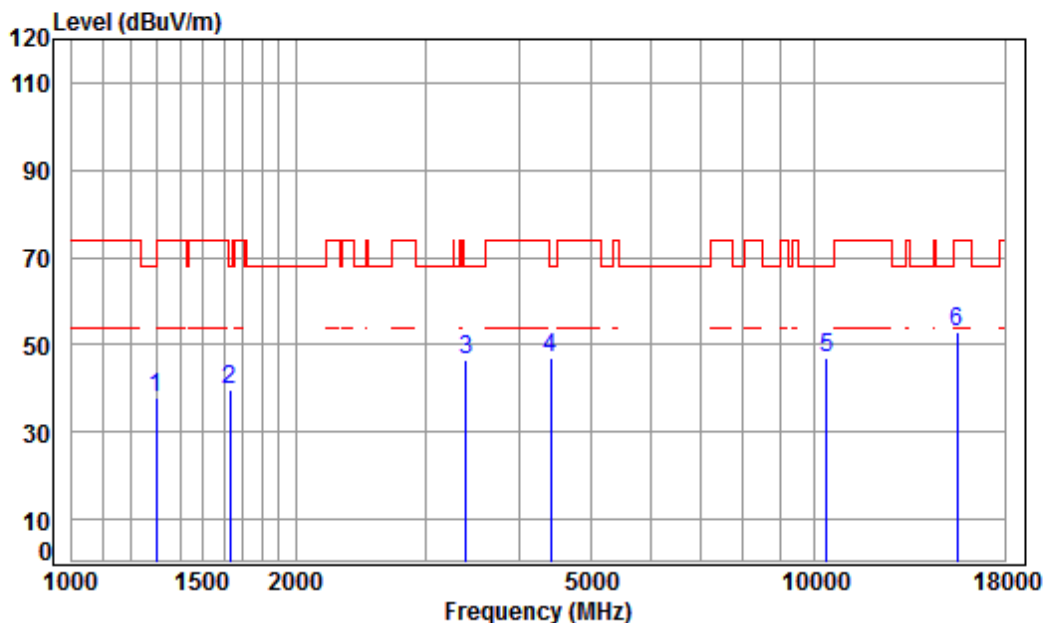
Mode : 5180 TX RSE

Note : 5G WIFI 11AC20

	Freq	Cable Loss	Ant Factor	Preamp Factor	Read Level	Level	Limit	Over	Remark
	MHz	dB	dB/m	dB	dBuV	dBuV/m	dBuV/m	dB	
1	1271.123	4.69	24.82	38.07	46.06	37.50	68.20	-30.70	peak
2	1677.621	5.25	26.58	38.03	47.48	41.28	74.00	-32.72	peak
3	pp 3366.778	6.34	31.97	37.94	47.46	47.83	68.20	-20.37	peak
4	4230.396	7.26	33.60	38.13	48.96	51.69	74.00	-22.31	peak
5	10360.000	11.19	37.24	35.09	33.74	47.08	68.20	-21.12	peak
6	15540.000	14.30	41.38	38.30	35.05	52.43	74.00	-21.57	peak



Mode:c; Polarization:Vertical; Modulation:802.11ac; bandwidth:20MHz; Channel:Low

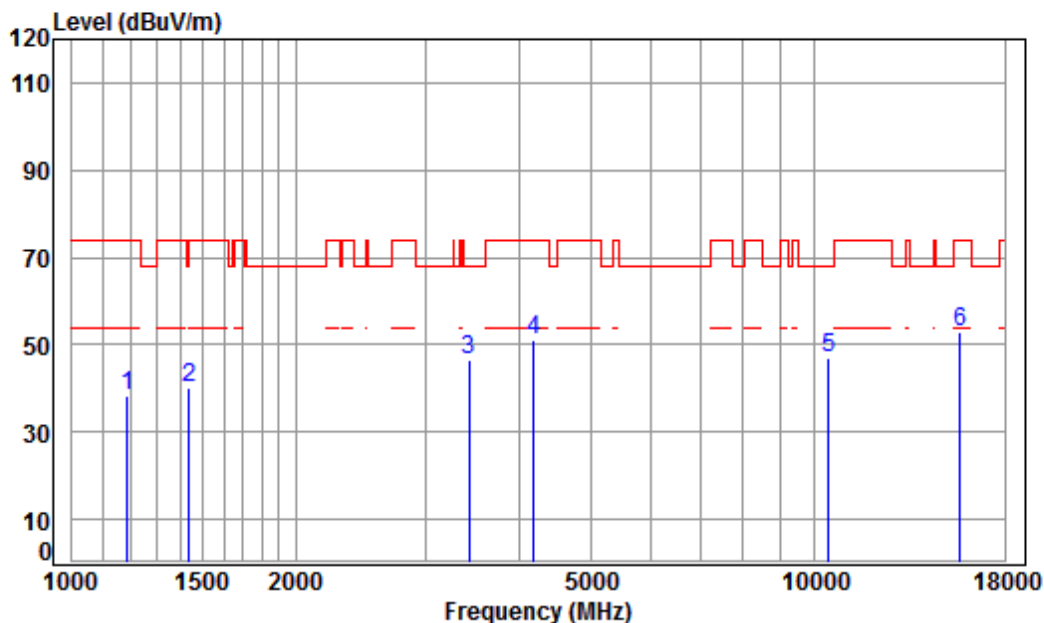


Condition: 3m VERTICAL
Job No : 03478CR
Mode : 5180 TX RSE
Note : 5G WIFI 11AC20

	Freq	Cable Loss	Ant Factor	Preamp Factor	Read Level	Limit Level	Limit Line	Over Limit	Remark
	MHz	dB	dB/m	dB	dBuV	dBuV/m	dBuV/m	dB	
1	1300.858	4.80	24.96	38.06	46.06	37.76	74.00	-36.24	peak
2	1634.543	5.31	26.40	38.03	46.20	39.88	68.20	-28.32	peak
3	3396.098	6.37	32.02	37.94	46.25	46.70	68.20	-21.50	peak
4 pp	4405.090	7.46	33.60	38.22	44.37	47.21	68.20	-20.99	peak
5	10360.000	11.19	37.24	35.09	33.71	47.05	68.20	-21.15	peak
6	15540.000	14.30	41.38	38.30	35.45	52.83	74.00	-21.17	peak



Mode:c; Polarization:Horizontal; Modulation:802.11ac; bandwidth:20MHz; Channel:middle



Condition: 3m HORIZONTAL

Job No : 03478CR

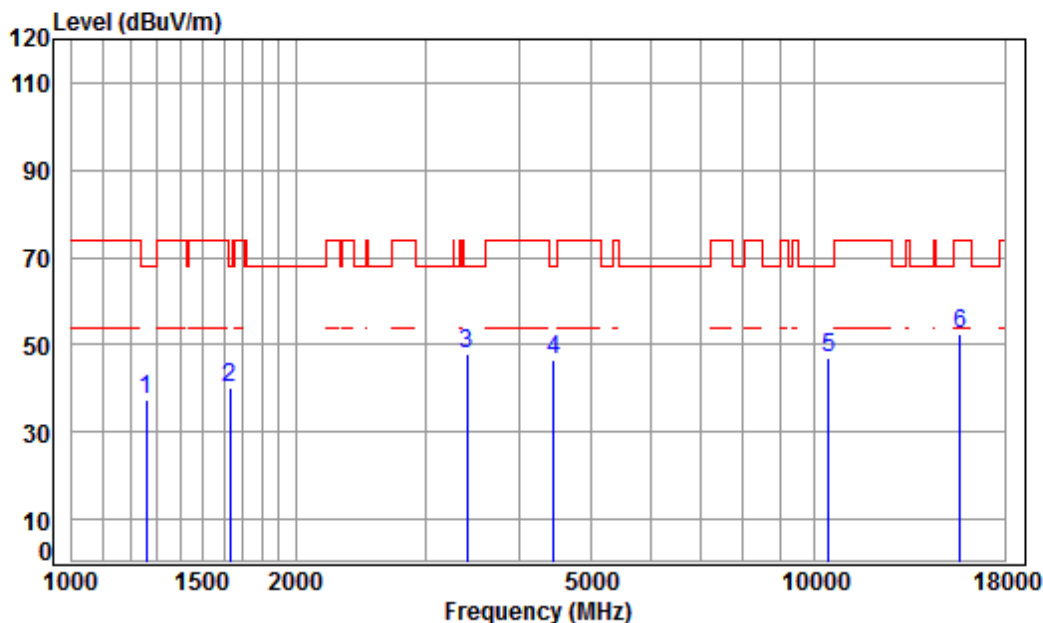
Mode : 5220 TX RSE

Note : 5G WIFI 11AC20

	Freq	Cable Loss	Ant Factor	Preamp Factor	Read Level	Limit Level	Limit Line	Over Limit	Remark
	MHz	dB	dB/m	dB	dBuV	dBuV/m	dBuV/m	dB	
1	1189.368	4.38	24.43	38.07	47.58	38.32	74.00	-35.68	peak
2	1439.343	5.28	25.56	38.05	47.41	40.20	74.00	-33.80	peak
3	3425.675	6.39	32.07	37.95	46.19	46.70	68.20	-21.50	peak
4	4181.768	7.20	33.60	38.10	48.30	51.00	74.00	-23.00	peak
5	10440.000	11.25	37.16	35.13	33.55	46.83	68.20	-21.37	peak
6	15660.000	14.48	41.34	38.17	35.06	52.71	74.00	-21.29	peak



Mode:c; Polarization:Vertical; Modulation:802.11ac; bandwidth:20MHz; Channel:middle

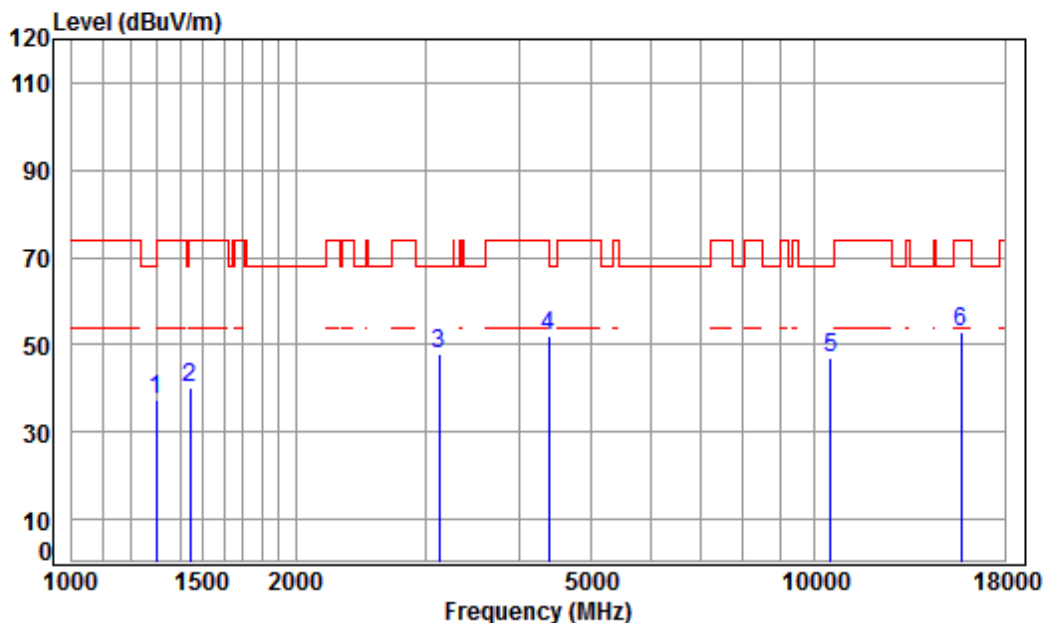


Condition: 3m VERTICAL
Job No : 03478CR
Mode : 5220 TX RSE
Note : 5G WIFI 11AC20

		Cable	Ant	Preamp	Read	Limit	Over	
	Freq	Loss	Factor	Factor	Level	Level	Line	Limit Remark
	MHz	dB	dB/m	dB	dBuV	dBuV/m	dBuV/m	dB
1	1260.149	4.65	24.77	38.07	46.22	37.57	68.20	-30.63 peak
2	1629.825	5.31	26.38	38.03	46.55	40.21	68.20	-27.99 peak
3	pp 3405.929	6.38	32.04	37.94	47.28	47.76	68.20	-20.44 peak
4	4456.315	7.51	33.60	38.24	43.82	46.69	68.20	-21.51 peak
5	10440.000	11.25	37.16	35.13	33.55	46.83	68.20	-21.37 peak
6	15660.000	14.48	41.34	38.17	34.75	52.40	74.00	-21.60 peak



Mode:c; Polarization:Horizontal; Modulation:802.11ac; bandwidth:20MHz; Channel:High



Condition: 3m HORIZONTAL

Job No : 03478CR

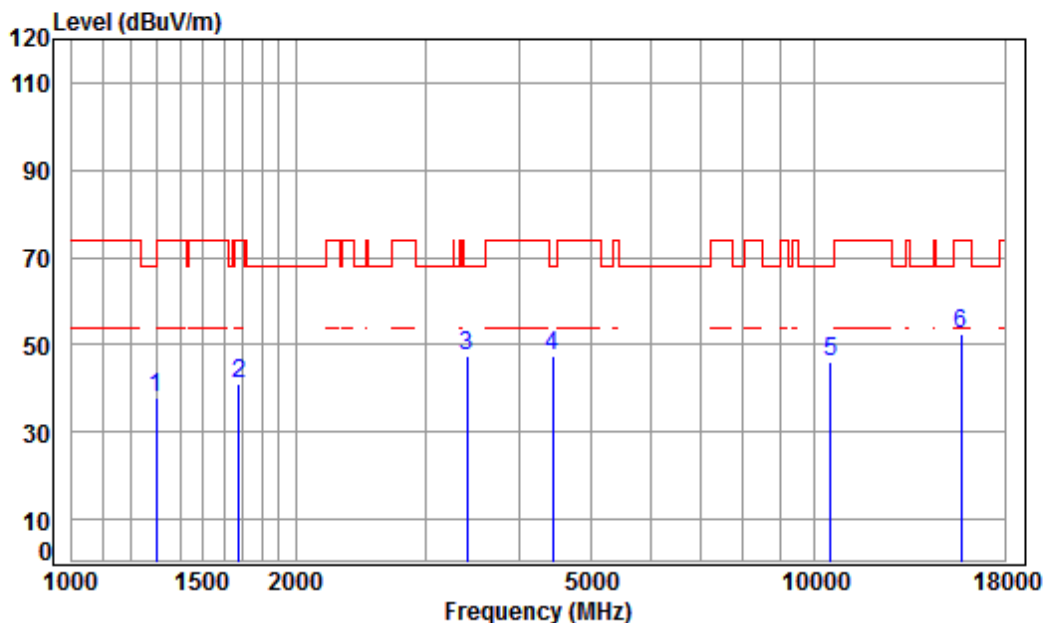
Mode : 5240 TX RSE

Note : 5G WIFI 11AC20

	Freq	Cable Loss	Ant Factor	Preamp Factor	Read Level	Limit Level	Limit Line	Over Limit	Remark
	MHz	dB	dB/m	dB	dBuV	dBuV/m	dBuV/m	dB	
1	1297.103	4.79	24.94	38.06	45.61	37.28	68.20	-30.92	peak
2	1443.509	5.30	25.57	38.05	47.12	39.94	74.00	-34.06	peak
3 pp	3123.039	6.11	31.53	37.91	47.98	47.71	68.20	-20.49	peak
4	4379.699	7.43	33.60	38.20	49.26	52.09	74.00	-21.91	peak
5	10480.000	11.28	37.12	35.15	33.52	46.77	68.20	-21.43	peak
6	15720.000	14.57	41.31	38.10	35.01	52.79	74.00	-21.21	peak



Mode:c; Polarization:Vertical; Modulation:802.11ac; bandwidth:20MHz; Channel:High

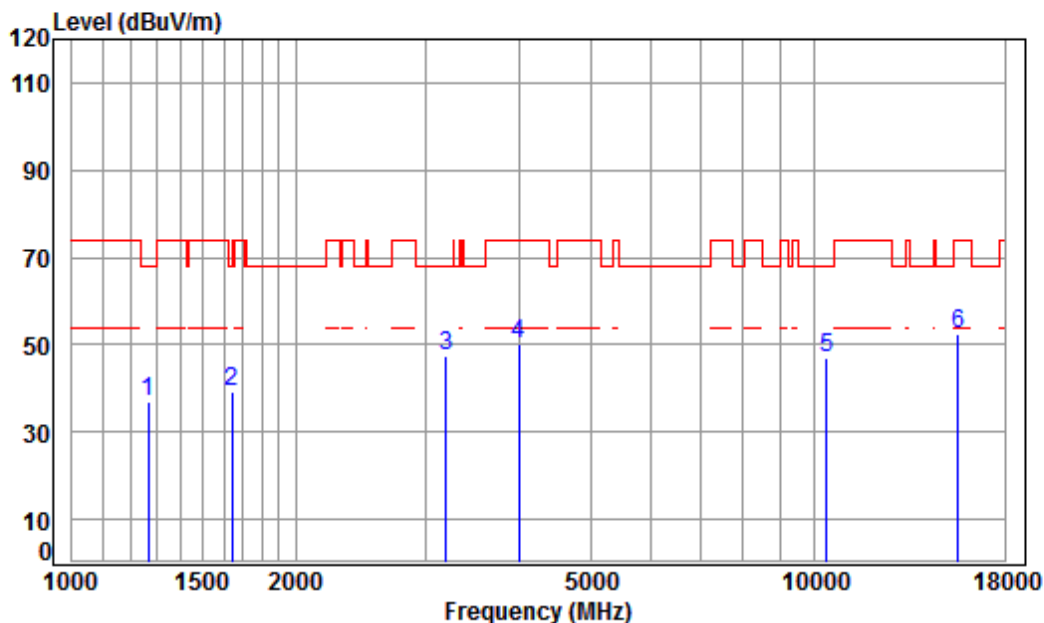


Condition: 3m VERTICAL
Job No : 03478CR
Mode : 5240 TX RSE
Note : 5G WIFI 11AC20

	Freq	Cable Loss	Ant Factor	Preamp Factor	Read Level	Level	Limit	Over	Remark
	MHz	dB	dB/m	dB	dBuV	dBuV/m	dBuV/m	dB	
1	1300.858	4.80	24.96	38.06	46.26	37.96	74.00	-36.04	peak
2	1677.621	5.25	26.58	38.03	47.44	41.24	74.00	-32.76	peak
3	pp 3405.929	6.38	32.04	37.94	47.10	47.58	68.20	-20.62	peak
4	4430.628	7.48	33.60	38.23	44.62	47.47	68.20	-20.73	peak
5	10480.000	11.28	37.12	35.15	33.02	46.27	68.20	-21.93	peak
6	15720.000	14.57	41.31	38.10	34.76	52.54	74.00	-21.46	peak



Mode:c; Polarization:Horizontal; Modulation:802.11ac; bandwidth:40MHz; Channel:Low



Condition: 3m HORIZONTAL

Job No : 03478CR

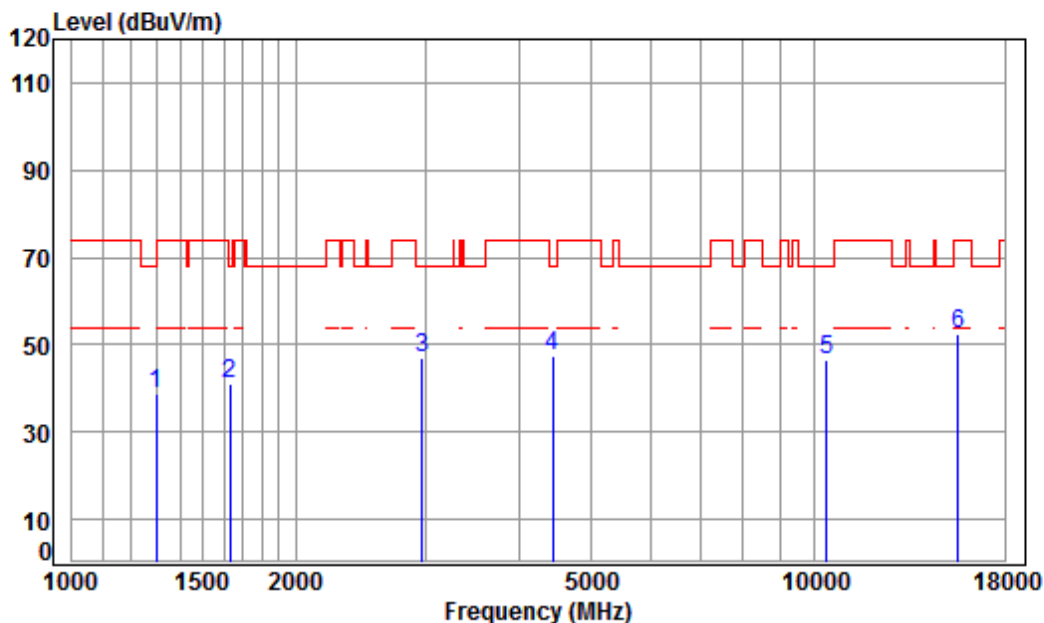
Mode : 5190 TX RSE

Note : 5G WIFI 11AC40

	Freq	Cable Loss	Ant Factor	Preamp Factor	Read Level	Level	Limit	Over	Remark
	MHz	dB	dB/m	dB	dBuV	dBuV/m	dBuV/m	dB	
1	1267.454	4.68	24.80	38.07	45.53	36.94	68.20	-31.26	peak
2	1644.019	5.30	26.44	38.03	45.75	39.46	68.20	-28.74	peak
3	pp 3186.869	6.17	31.65	37.92	47.36	47.26	68.20	-20.94	peak
4	3992.781	6.97	33.58	38.00	47.63	50.18	74.00	-23.82	peak
5	10380.000	11.21	37.22	35.10	33.86	47.19	68.20	-21.01	peak
6	15570.000	14.35	41.37	38.26	35.05	52.51	74.00	-21.49	peak



Mode:c; Polarization:Vertical; Modulation:802.11ac; bandwidth:40MHz; Channel:Low



Condition: 3m VERTICAL

Job No : 03478CR

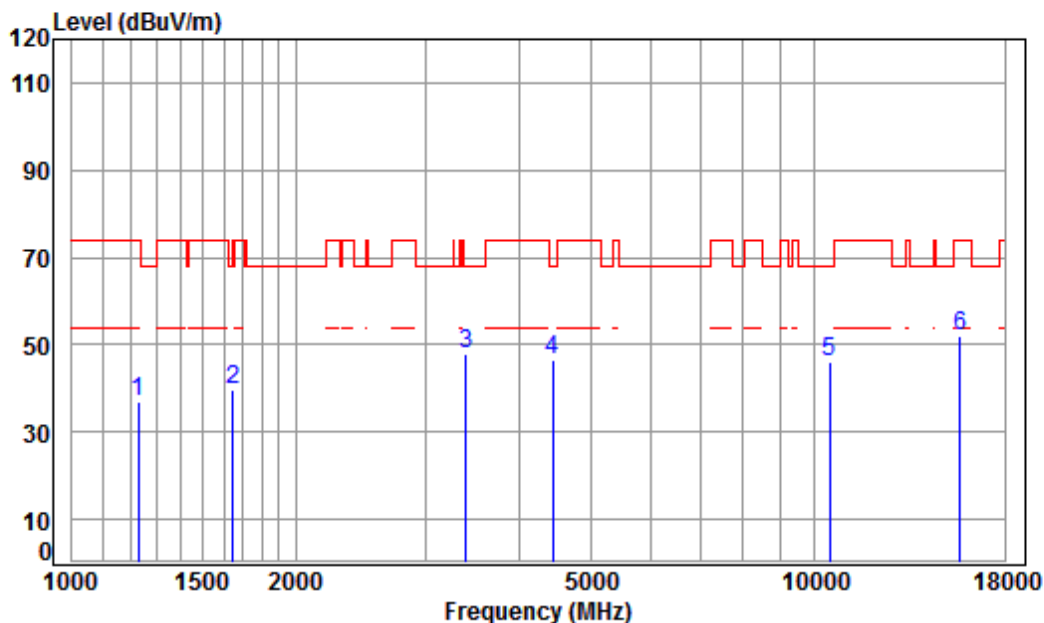
Mode : 5190 TX RSE

Note : 5G WIFI 11AC40

		Cable	Ant	Preamp	Read		Limit	Over	
	Freq	Loss	Factor	Factor	Level	Level	Line	Limit	Remark
	MHz	dB	dB/m	dB	dBuV	dBuV/m	dBuV/m	dB	
1	1300.858	4.80	24.96	38.06	46.96	38.66	74.00	-35.34	peak
2	1629.825	5.31	26.38	38.03	47.29	40.95	68.20	-27.25	peak
3	2964.712	5.96	31.18	37.90	47.91	47.15	68.20	-21.05	peak
4 pp	4430.628	7.48	33.60	38.23	44.76	47.61	68.20	-20.59	peak
5	10380.000	11.21	37.22	35.10	33.30	46.63	68.20	-21.57	peak
6	15570.000	14.35	41.37	38.26	35.22	52.68	74.00	-21.32	peak



Mode:c; Polarization:Horizontal; Modulation:802.11ac; bandwidth:40MHz; Channel:High



Condition: 3m HORIZONTAL

Job No : 03478CR

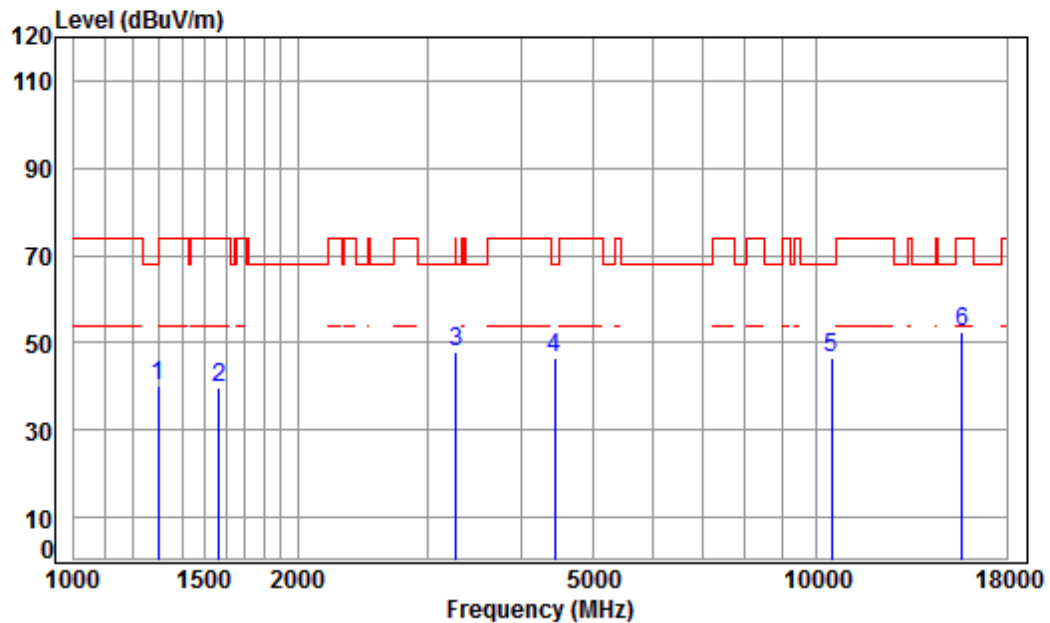
Mode : 5230 TX RSE

Note : 5G WIFI 11AC40

	Freq	Cable Loss	Ant Factor	Preamp Factor	Read Level	Level	Limit	Over	Remark
	MHz	dB	dB/m	dB	dBuV	dBuV/m	dBuV/m	dB	
1	1227.791	4.53	24.61	38.07	45.79	36.86	74.00	-37.14	peak
2	1648.778	5.29	26.46	38.03	46.06	39.78	68.20	-28.42	peak
3	pp 3396.098	6.37	32.02	37.94	47.34	47.79	68.20	-20.41	peak
4	4430.628	7.48	33.60	38.23	43.71	46.56	68.20	-21.64	peak
5	10460.000	11.26	37.14	35.14	32.98	46.24	68.20	-21.96	peak
6	15690.000	14.53	41.32	38.13	34.33	52.05	74.00	-21.95	peak



Mode:c; Polarization:Vertical; Modulation:802.11ac; bandwidth:40MHz; Channel:High



Condition: 3m VERTICAL

Job No : 03478CR

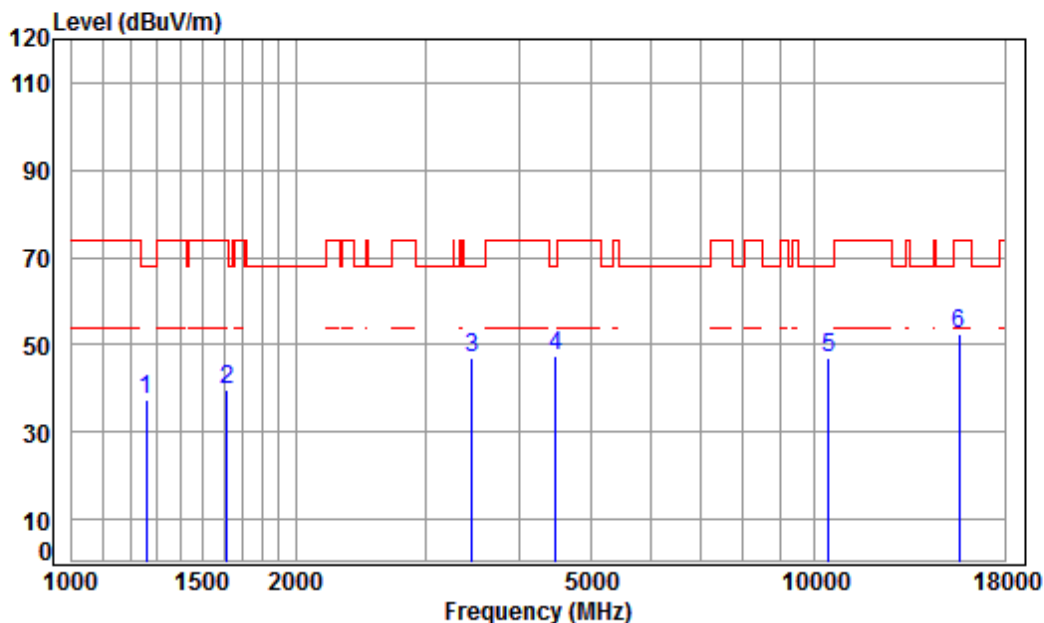
Mode : 5230 TX RSE

Note : 5G WIFI 11AC40

		Cable	Ant	Preamp	Read	Limit	Over	
	Freq	Loss	Factor	Factor	Level	Level	Line	Limit Remark
	MHz	dB	dB/m	dB	dBuV	dBuV/m	dBuV/m	dB
1	1300.858	4.80	24.96	38.06	48.59	40.29	74.00	-33.71 peak
2	1569.721	5.39	26.12	38.03	46.20	39.68	74.00	-34.32 peak
3	pp 3270.858	6.25	31.80	37.93	47.66	47.78	68.20	-20.42 peak
4	4443.453	7.50	33.60	38.24	43.56	46.42	68.20	-21.78 peak
5	10460.000	11.26	37.14	35.14	33.45	46.71	68.20	-21.49 peak
6	15690.000	14.53	41.32	38.13	34.64	52.36	74.00	-21.64 peak



Mode:c; Polarization:Horizontal; Modulation:802.11ac; bandwidth:80MHz; Channel:middle



Condition: 3m HORIZONTAL

Job No : 03478CR

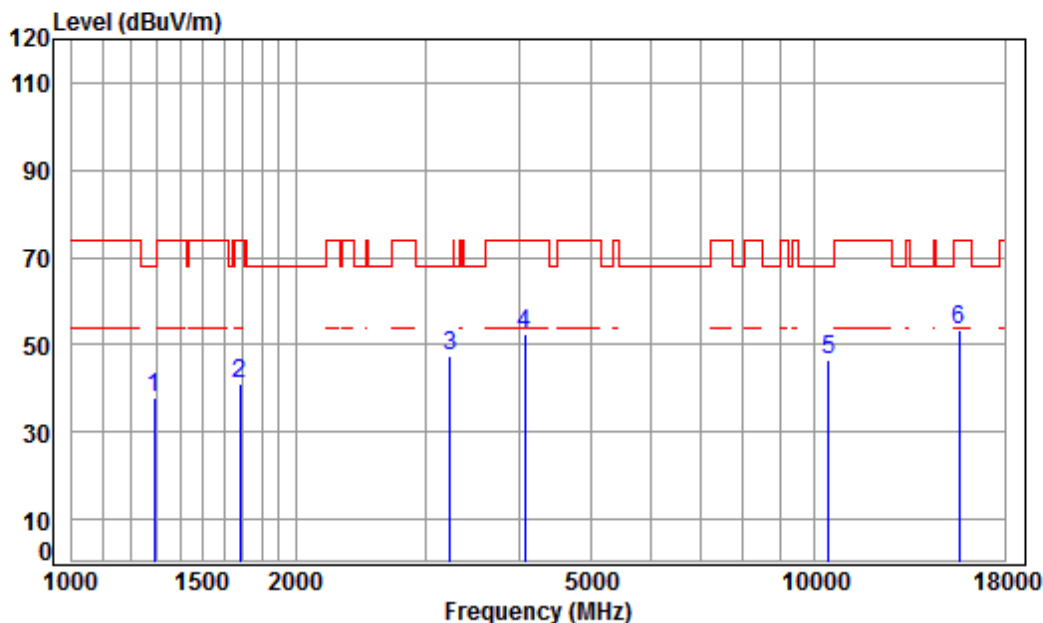
Mode : 5210 TX RSE

Note : 5G WIFI 11AC80

	Freq	Cable Loss	Ant Factor	Preamp Factor	Read Level	Level	Limit	Over	Remark
	MHz	dB	dB/m	dB	dBuV	dBuV/m	dBuV/m	dB	
1	1260.149	4.65	24.77	38.07	46.28	37.63	68.20	-30.57	peak
2	1615.754	5.33	26.32	38.03	46.10	39.72	74.00	-34.28	peak
3	3455.508	6.42	32.13	37.95	46.34	46.94	68.20	-21.26	peak
4 pp	4482.150	7.54	33.60	38.26	44.74	47.62	68.20	-20.58	peak
5	10420.000	11.24	37.18	35.12	33.61	46.91	68.20	-21.29	peak
6	15630.000	14.44	41.35	38.20	34.72	52.31	74.00	-21.69	peak



Mode:c; Polarization:Vertical; Modulation:802.11ac; bandwidth:80MHz; Channel:middle

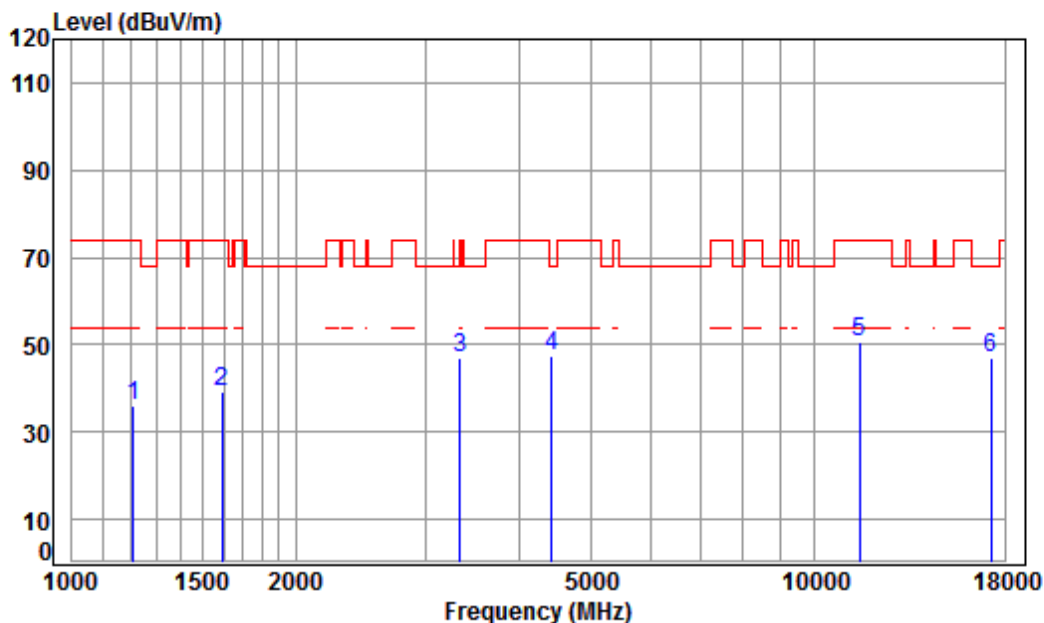


Condition: 3m VERTICAL
Job No : 03478CR
Mode : 5210 TX RSE
Note : 5G WIFI 11AC80

	Freq	Cable Loss	Ant Factor	Preamp Factor	Read Level	Level	Limit	Over	Remark
	MHz	dB	dB/m	dB	dBuV	dBuV/m	dBuV/m	dB	
1	1289.627	4.76	24.91	38.06	46.33	37.94	68.20	-30.26	peak
2	1682.477	5.25	26.60	38.02	47.25	41.08	74.00	-32.92	peak
3	pp 3233.260	6.21	31.74	37.93	47.50	47.52	68.20	-20.68	peak
4	4074.388	7.07	33.60	38.04	49.98	52.61	74.00	-21.39	peak
5	10420.000	11.24	37.18	35.12	33.39	46.69	68.20	-21.51	peak
6	15630.000	14.44	41.35	38.20	35.59	53.18	74.00	-20.82	peak



Mode:f; Polarization:Horizontal; Modulation:802.11a; bandwidth:20MHz; Channel:Low



Condition: 3m HORIZONTAL

Job No : 03478CR

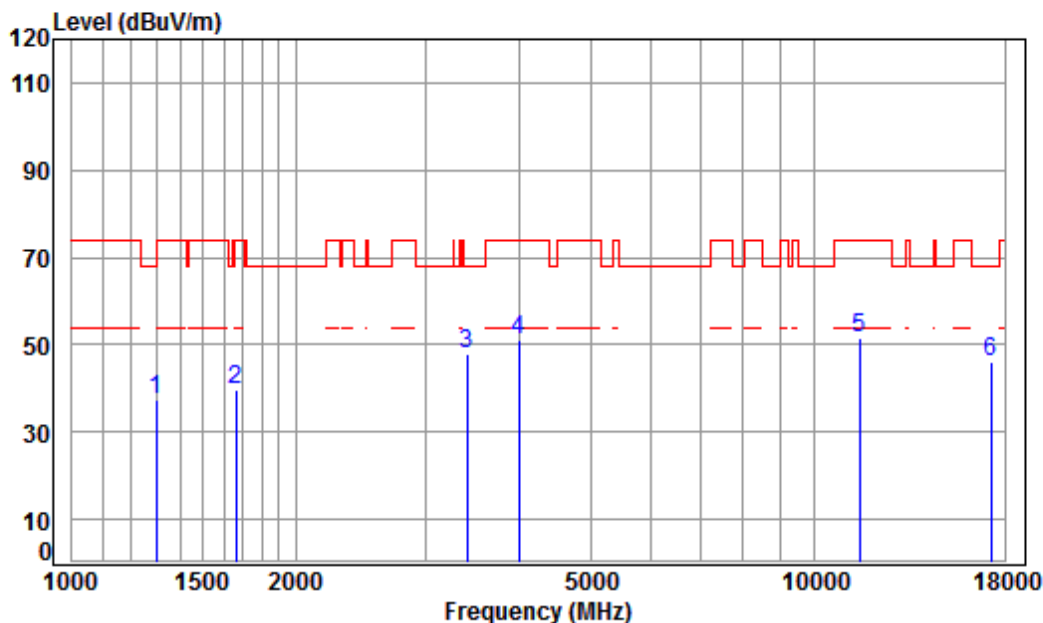
Mode : 5745 TX RSE

Note : 5G WIFI 11A

		Cable	Ant	Preamp	Read		Limit	Over	
	Freq	Loss	Factor	Factor	Level	Level	Line	Limit	Remark
	MHz	dB	dB/m	dB	dBuV	dBuV/m	dBuV/m	dB	
1	1210.174	4.46	24.53	38.07	45.26	36.18	74.00	-37.82	peak
2	1592.571	5.36	26.22	38.03	45.86	39.41	74.00	-34.59	peak
3	3328.077	6.30	31.91	37.94	46.61	46.88	68.20	-21.32	peak
4 pp	4417.841	7.47	33.60	38.22	44.64	47.49	68.20	-20.71	peak
5	11490.000	12.13	38.09	36.00	36.40	50.62	74.00	-23.38	peak
6	17235.000	16.18	43.08	36.18	23.81	46.89	68.20	-21.31	peak



Mode:f; Polarization:Vertical; Modulation:802.11a; bandwidth:20MHz; Channel:Low

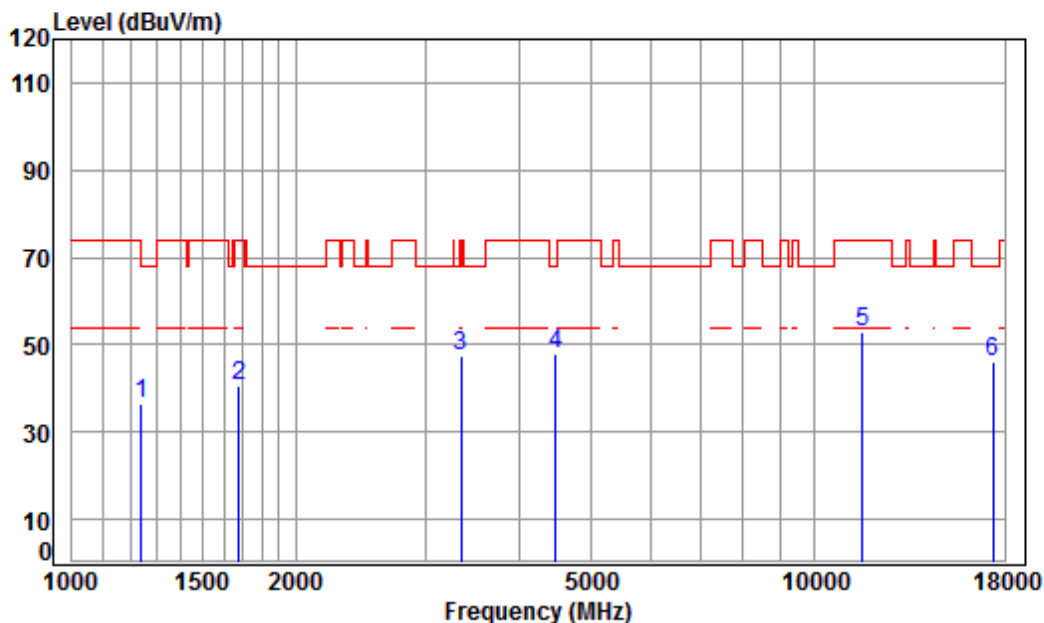


Condition: 3m VERTICAL
Job No : 03478CR
Mode : 5745 TX RSE
Note : 5G WIFI 11A

		Cable	Ant	Preamp	Read		Limit	Over	
	Freq	Loss	Factor	Factor	Level	Level	Line	Limit	Remark
	MHz	dB	dB/m	dB	dBuV	dBuV/m	dBuV/m	dB	
1	1300.858	4.80	24.96	38.06	45.72	37.42	74.00	-36.58	peak
2	1663.137	5.27	26.52	38.03	46.16	39.92	74.00	-34.08	peak
3	pp 3405.929	6.38	32.04	37.94	47.21	47.69	68.20	-20.51	peak
4	3992.781	6.97	33.58	38.00	48.44	50.99	74.00	-23.01	peak
5	11490.000	12.13	38.09	36.00	37.28	51.50	74.00	-22.50	peak
6	17235.000	16.18	43.08	36.18	22.98	46.06	68.20	-22.14	peak



Mode:f; Polarization:Horizontal; Modulation:802.11a; bandwidth:20MHz; Channel:middle



Condition: 3m HORIZONTAL

Job No : 03478CR

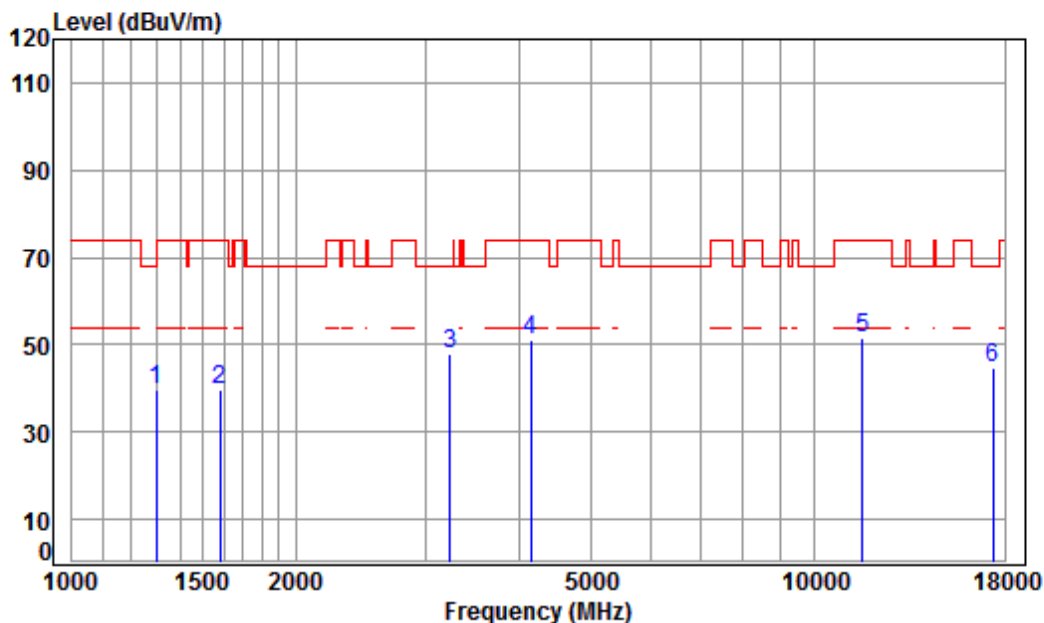
Mode : 5785 TX RSE

Note : 5G WIFI 11A

	Freq	Cable Loss	Ant Factor	Preamp Factor	Read Level	Level	Limit	Over	Remark
	MHz	dB	dB/m	dB	dBuV	dBuV/m	dBuV/m	dB	
1	1238.483	4.57	24.67	38.07	45.37	36.54	74.00	-37.46	peak
2	1677.621	5.25	26.58	38.03	46.91	40.71	74.00	-33.29	peak
3	3337.710	6.31	31.92	37.94	47.23	47.52	74.00	-26.48	peak
4 pp	4482.150	7.54	33.60	38.26	44.86	47.74	68.20	-20.46	peak
5	11570.000	12.17	38.17	36.10	38.71	52.95	74.00	-21.05	peak
6	17355.000	15.92	43.23	36.12	23.01	46.04	68.20	-22.16	peak



Mode:f; Polarization:Vertical; Modulation:802.11a; bandwidth:20MHz; Channel:middle

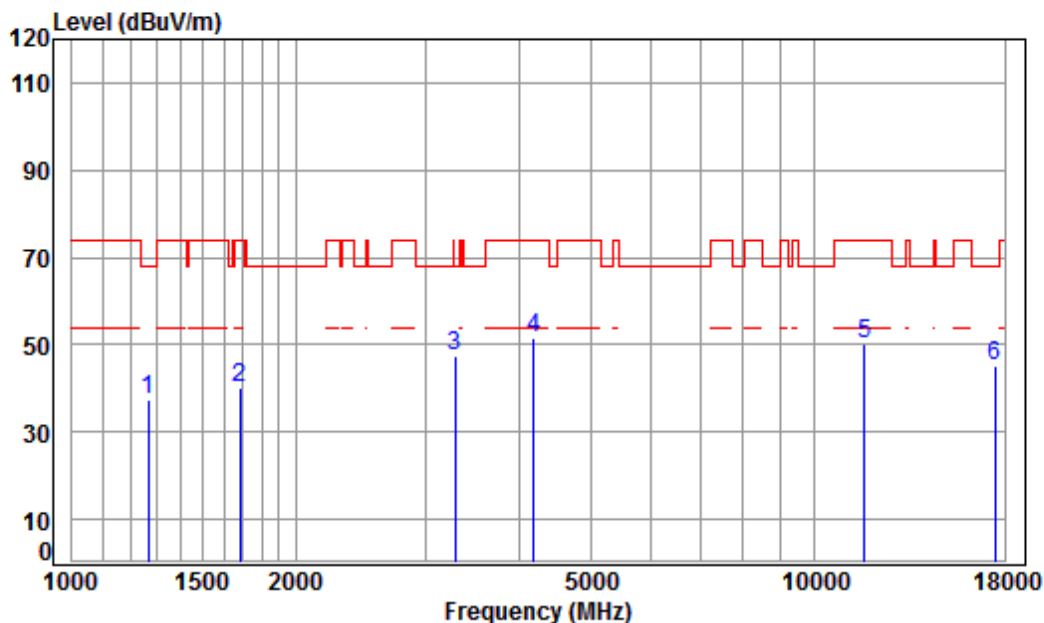


Condition: 3m VERTICAL
Job No : 03478CR
Mode : 5785 TX RSE
Note : 5G WIFI 11A

	Freq	Cable Loss	Ant Factor	Preamp Factor	Read Level	Level	Limit	Over	Remark
	MHz	dB	dB/m	dB	dBuV	dBuV/m	dBuV/m	dB	
1	1300.858	4.80	24.96	38.06	47.88	39.58	74.00	-34.42	peak
2	1583.392	5.37	26.18	38.03	46.30	39.82	74.00	-34.18	peak
3	pp 3233.260	6.21	31.74	37.93	47.78	47.80	68.20	-20.40	peak
4	4145.664	7.16	33.60	38.08	48.56	51.24	74.00	-22.76	peak
5	11570.000	12.17	38.17	36.10	37.51	51.75	74.00	-22.25	peak
6	17355.000	15.92	43.23	36.12	21.91	44.94	68.20	-23.26	peak



Mode:f; Polarization:Horizontal; Modulation:802.11a; bandwidth:20MHz; Channel:High



Condition: 3m HORIZONTAL

Job No : 03478CR

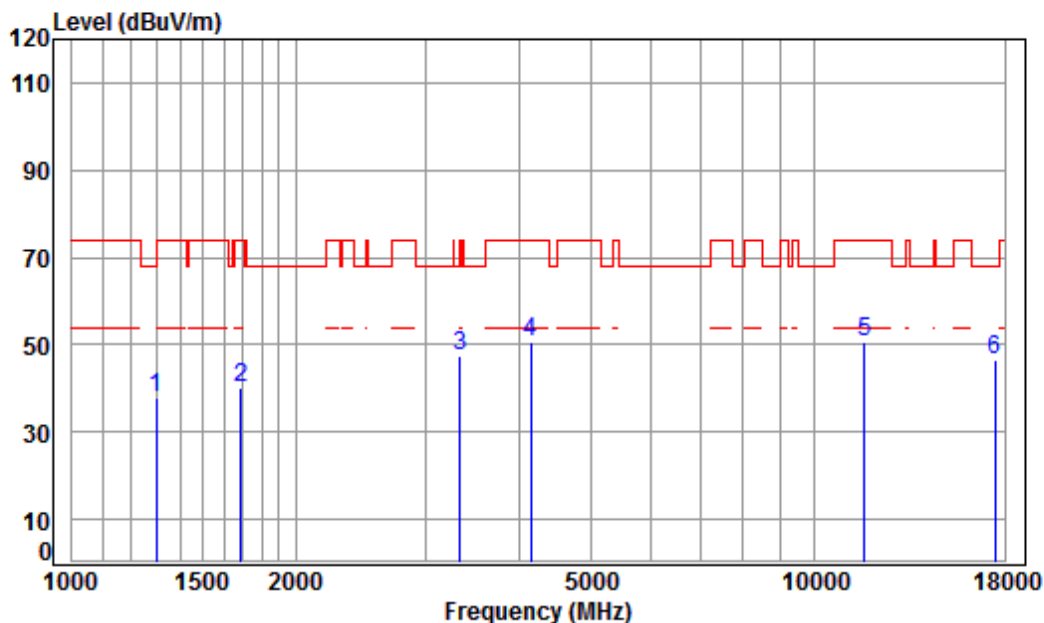
Mode : 5825 TX RSE

Note : 5G WIFI 11A

	Freq	Cable Loss	Ant Factor	Preamp Factor	Read Level	Level	Limit	Over	Remark
	MHz	dB	dB/m	dB	dBuV	dBuV/m	dBuV/m	dB	
1	1267.454	4.68	24.80	38.07	45.95	37.36	68.20	-30.84	peak
2	1682.477	5.25	26.60	38.02	46.31	40.14	74.00	-33.86	peak
3 pp	3280.326	6.26	31.82	37.93	47.10	47.25	68.20	-20.95	peak
4	4181.768	7.20	33.60	38.10	49.02	51.72	74.00	-22.28	peak
5	11650.000	12.20	38.25	36.19	36.08	50.34	74.00	-23.66	peak
6	17475.000	15.65	43.37	36.06	22.34	45.30	68.20	-22.90	peak



Mode:f; Polarization:Vertical; Modulation:802.11a; bandwidth:20MHz; Channel:High

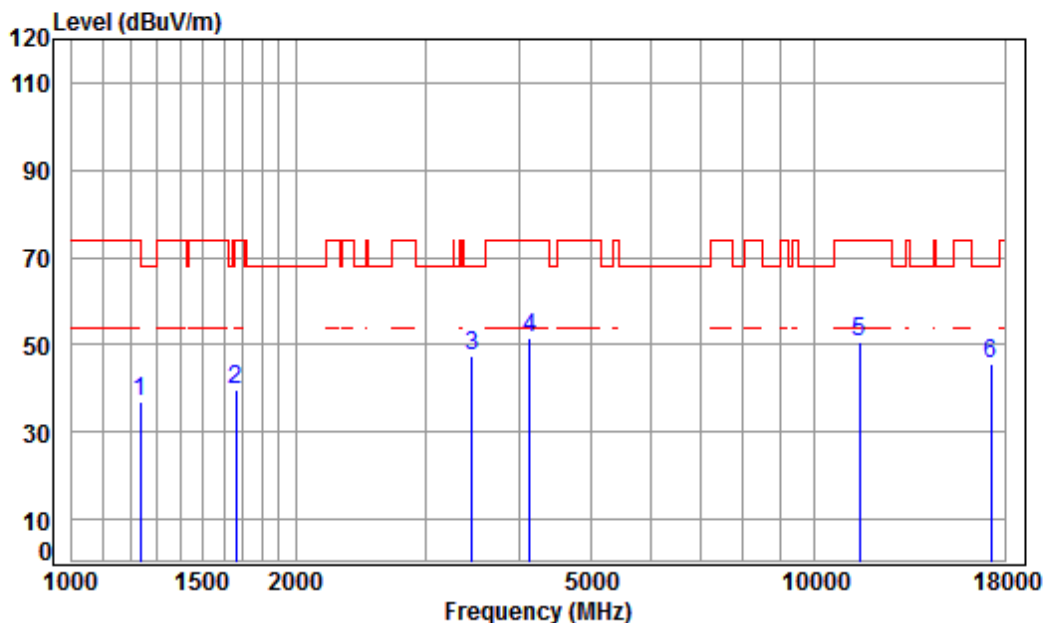


Condition: 3m VERTICAL
Job No : 03478CR
Mode : 5825 TX RSE
Note : 5G WIFI 11A

	Freq	Cable Loss	Ant Factor	Preamp Factor	Read Level	Limit Level	Limit Line	Over Limit	Remark
	MHz	dB	dB/m	dB	dBuV	dBuV/m	dBuV/m	dB	
1	1300.858	4.80	24.96	38.06	46.18	37.88	74.00	-36.12	peak
2	1687.347	5.24	26.62	38.02	46.23	40.07	74.00	-33.93	peak
3 pp	3328.077	6.30	31.91	37.94	47.29	47.56	68.20	-20.64	peak
4	4145.664	7.16	33.60	38.08	48.00	50.68	74.00	-23.32	peak
5	11650.000	12.20	38.25	36.19	36.22	50.48	74.00	-23.52	peak
6	17475.000	15.65	43.37	36.06	23.56	46.52	68.20	-21.68	peak



Mode:f; Polarization:Horizontal; Modulation:802.11n; bandwidth:20MHz; Channel:Low



Condition: 3m HORIZONTAL

Job No : 03478CR

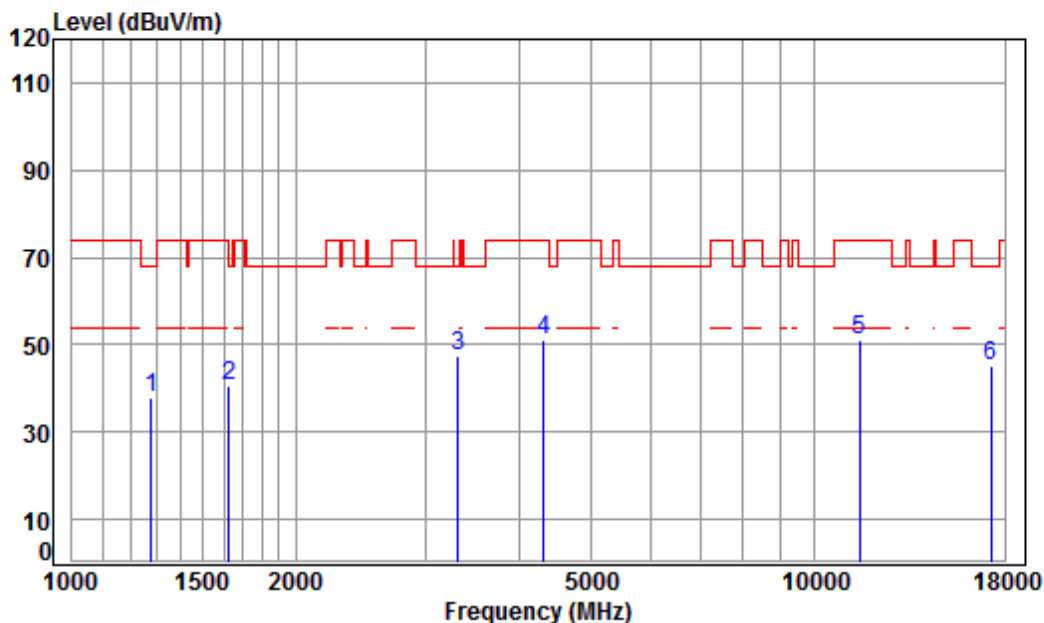
Mode : 5745 TX RSE

Note : 5G WIFI 11N20

	Freq	Cable Loss	Ant Factor	Preamp Factor	Read Level	Level	Limit	Over	Remark
	MHz	dB	dB/m	dB	dBuV	dBuV/m	dBuV/m	dB	
1	1234.909	4.55	24.65	38.07	45.96	37.09	74.00	-36.91	peak
2	1663.137	5.27	26.52	38.03	46.09	39.85	74.00	-34.15	peak
3	pp 3455.508	6.42	32.13	37.95	46.89	47.49	68.20	-20.71	peak
4	4133.699	7.14	33.60	38.07	48.74	51.41	74.00	-22.59	peak
5	11490.000	12.13	38.09	36.00	36.60	50.82	74.00	-23.18	peak
6	17235.000	16.18	43.08	36.18	22.37	45.45	68.20	-22.75	peak



Mode:f; Polarization:Vertical; Modulation:802.11n; bandwidth:20MHz; Channel:Low



Condition: 3m VERTICAL

Job No : 03478CR

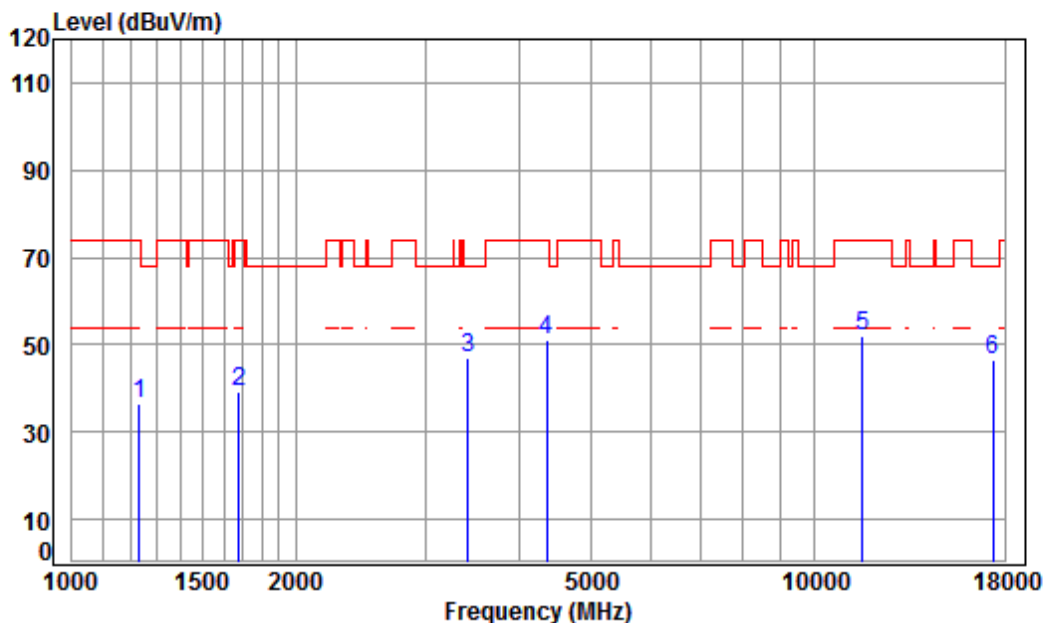
Mode : 5745 TX RSE

Note : 5G WIFI 11N20

		Cable	Ant	Preamp	Read		Limit	Over	
	Freq	Loss	Factor	Factor	Level	Level	Line	Limit	Remark
	MHz	dB	dB/m	dB	dBuV	dBuV/m	dBuV/m	dB	
1	1278.492	4.72	24.85	38.06	46.31	37.82	68.20	-30.38	peak
2	1625.121	5.32	26.36	38.03	46.83	40.48	74.00	-33.52	peak
3	pp 3308.894	6.29	31.87	37.93	47.41	47.64	68.20	-20.56	peak
4	4316.859	7.36	33.60	38.17	48.24	51.03	74.00	-22.97	peak
5	11490.000	12.13	38.09	36.00	36.83	51.05	74.00	-22.95	peak
6	17235.000	16.18	43.08	36.18	21.92	45.00	68.20	-23.20	peak



Mode:f; Polarization:Horizontal; Modulation:802.11n; bandwidth:20MHz; Channel:middle



Condition: 3m HORIZONTAL

Job No : 03478CR

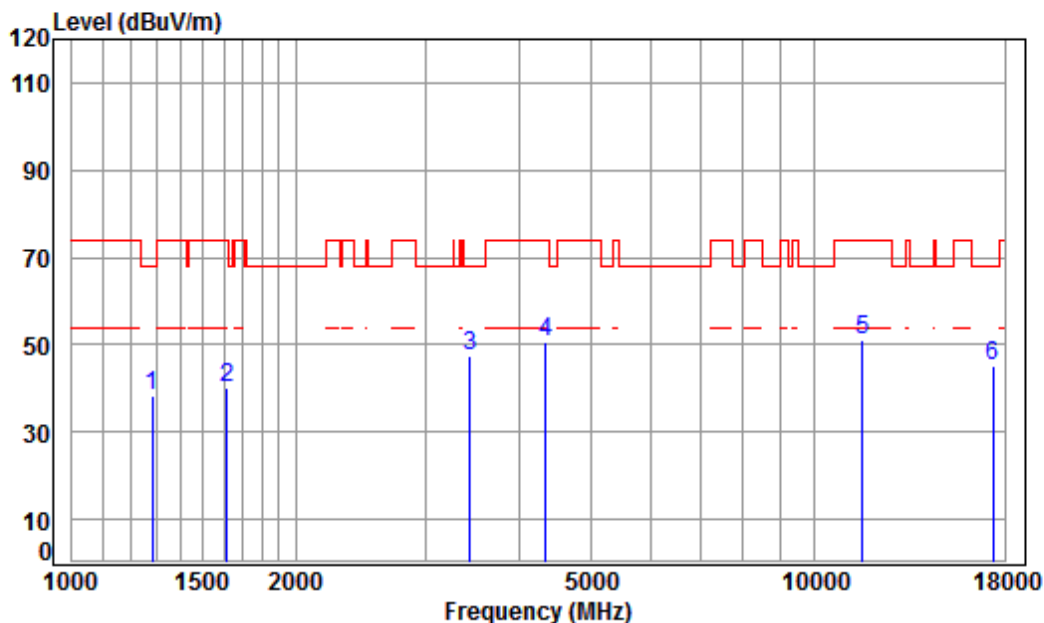
Mode : 5785 TX RSE

Note : 5G WIFI 11N20

	Freq	Cable Loss	Ant Factor	Preamp Factor	Read Level	Level	Limit	Over	Remark
	MHz	dB	dB/m	dB	dBuV	dBuV/m	dBuV/m	dB	
1	1231.345	4.54	24.63	38.07	45.27	36.37	74.00	-37.63	peak
2	1677.621	5.25	26.58	38.03	45.67	39.47	74.00	-34.53	peak
3	pp 3415.787	6.38	32.06	37.95	46.73	47.22	68.20	-20.98	peak
4	4354.454	7.40	33.60	38.19	48.20	51.01	74.00	-22.99	peak
5	11570.000	12.17	38.17	36.10	37.71	51.95	74.00	-22.05	peak
6	17355.000	15.92	43.23	36.12	23.29	46.32	68.20	-21.88	peak



Mode:f; Polarization:Vertical; Modulation:802.11n; bandwidth:20MHz; Channel:middle



Condition: 3m VERTICAL

Job No : 03478CR

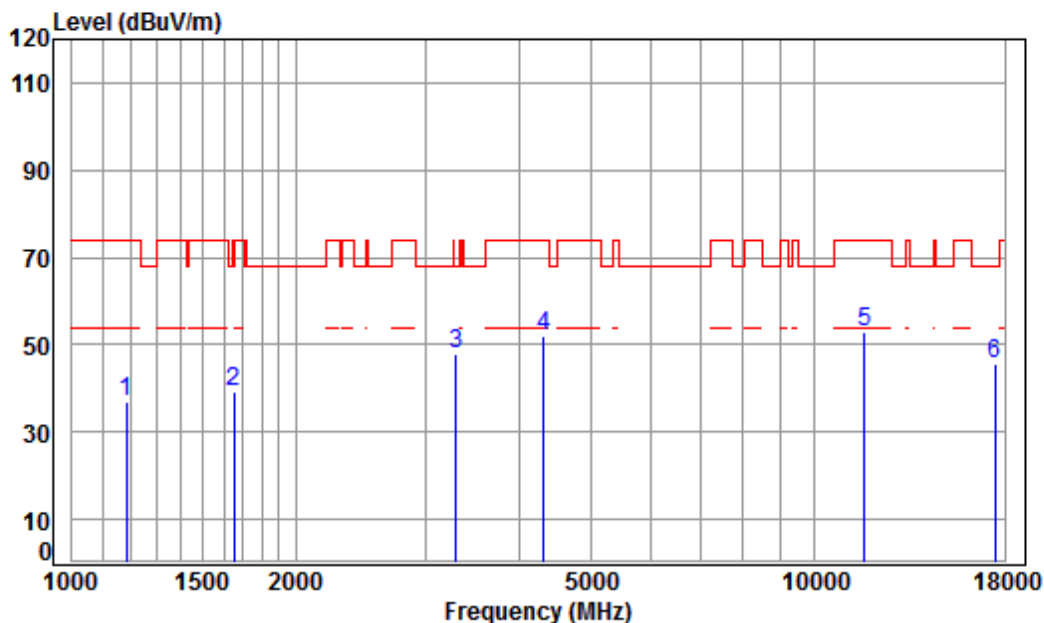
Mode : 5785 TX RSE

Note : 5G WIFI 11N20

	Freq	Cable Loss	Ant Factor	Preamp Factor	Read Level	Level	Limit	Over	Remark
	MHz	dB	dB/m	dB	dBuV	dBuV/m	dBuV/m	dB	
1	1282.193	4.73	24.87	38.06	46.60	38.14	68.20	-30.06	peak
2	1615.754	5.33	26.32	38.03	46.65	40.27	74.00	-33.73	peak
3	pp 3435.590	6.40	32.09	37.95	47.06	47.60	68.20	-20.60	peak
4	4341.886	7.38	33.60	38.18	47.76	50.56	74.00	-23.44	peak
5	11570.000	12.17	38.17	36.10	36.79	51.03	74.00	-22.97	peak
6	17355.000	15.92	43.23	36.12	22.04	45.07	68.20	-23.13	peak



Mode:f; Polarization:Horizontal; Modulation:802.11n; bandwidth:20MHz; Channel:High



Condition: 3m HORIZONTAL

Job No : 03478CR

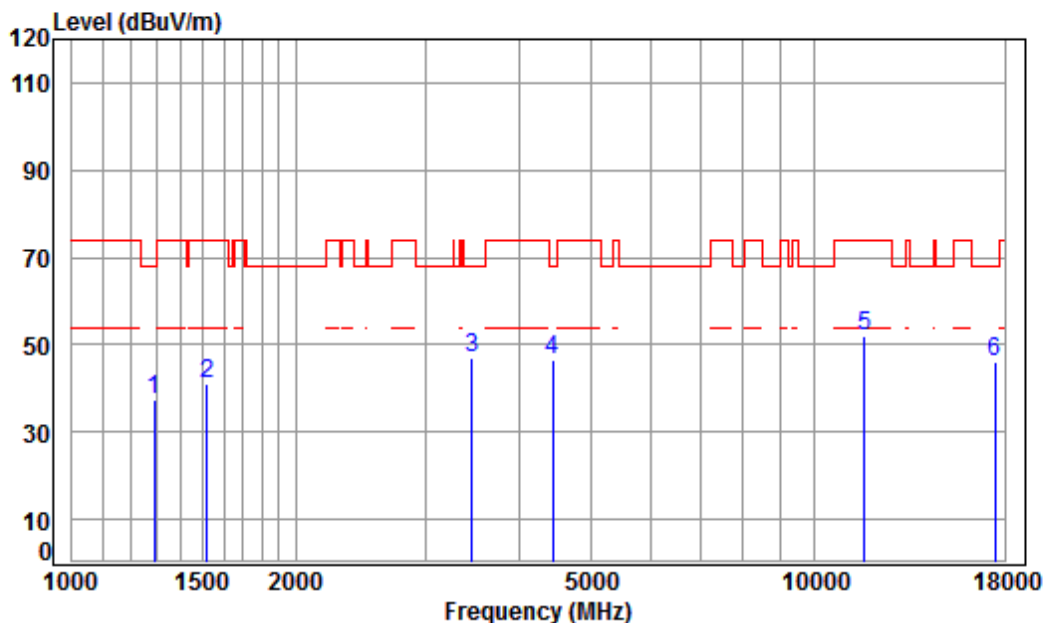
Mode : 5825 TX RSE

Note : 5G WIFI 11N20

	Freq	Cable Loss	Ant Factor	Preamp Factor	Read Level	Level	Limit	Over	Remark
	MHz	dB	dB/m	dB	dBuV	dBuV/m	dBuV/m	dB	
1	1185.936	4.36	24.41	38.08	46.31	37.00	74.00	-37.00	peak
2	1653.550	5.28	26.48	38.03	45.66	39.39	68.20	-28.81	peak
3	pp 3289.821	6.27	31.84	37.93	47.62	47.80	68.20	-20.40	peak
4	4316.859	7.36	33.60	38.17	49.36	52.15	74.00	-21.85	peak
5	11650.000	12.20	38.25	36.19	38.45	52.71	74.00	-21.29	peak
6	17475.000	15.65	43.37	36.06	22.48	45.44	68.20	-22.76	peak



Mode:f; Polarization:Vertical; Modulation:802.11n; bandwidth:20MHz; Channel:High



Condition: 3m VERTICAL

Job No : 03478CR

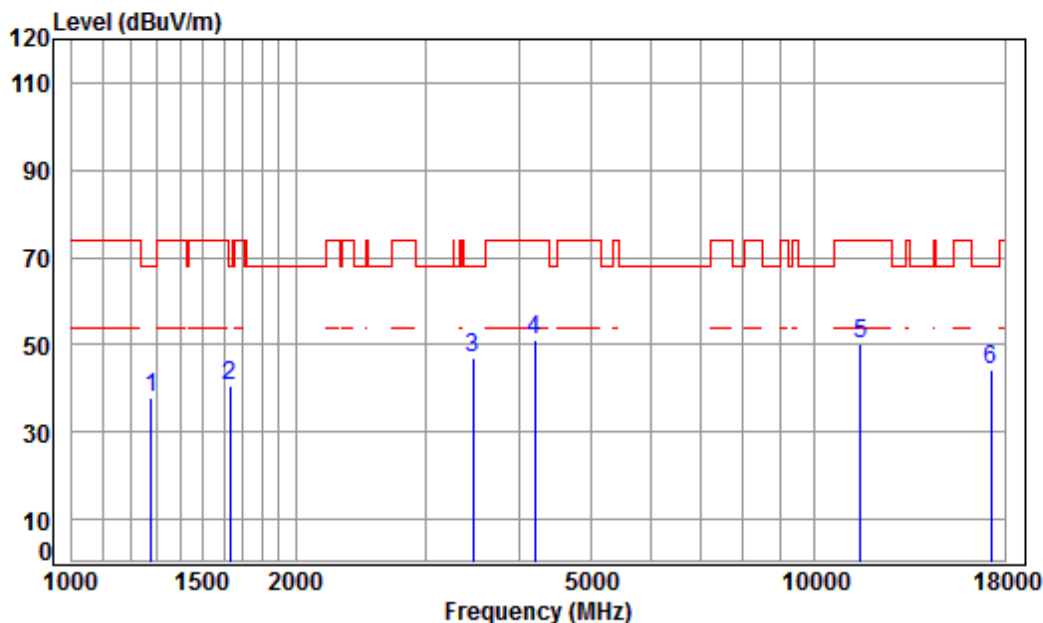
Mode : 5825 TX RSE

Note : 5G WIFI 11N20

	Freq	Cable Loss	Ant Factor	Preamp Factor	Read Level	Limit Level	Limit Line	Over Limit	Remark
	MHz	dB	dB/m	dB	dBuV	dBuV/m	dBuV/m	dB	
1	1289.627	4.76	24.91	38.06	45.92	37.53	68.20	-30.67	peak
2	1520.598	5.45	25.89	38.04	47.97	41.27	74.00	-32.73	peak
3 pp	3455.508	6.42	32.13	37.95	46.46	47.06	68.20	-21.14	peak
4	4430.628	7.48	33.60	38.23	43.59	46.44	68.20	-21.76	peak
5	11650.000	12.20	38.25	36.19	37.76	52.02	74.00	-21.98	peak
6	17475.000	15.65	43.37	36.06	23.05	46.01	68.20	-22.19	peak



Mode:f; Polarization:Horizontal; Modulation:802.11n; bandwidth:40MHz; Channel:Low



Condition: 3m HORIZONTAL

Job No : 03478CR

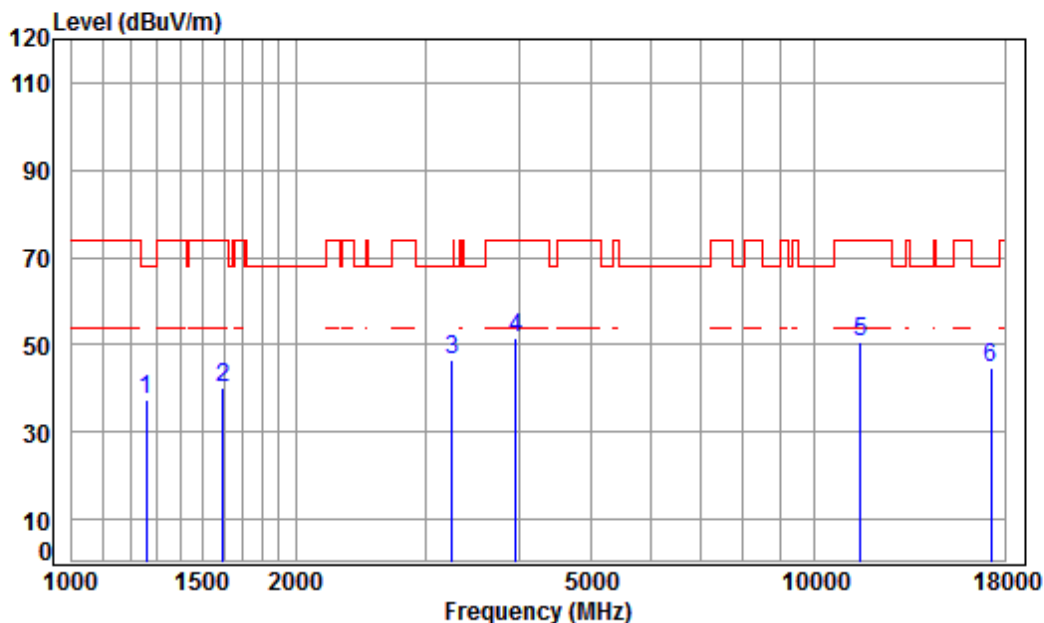
Mode : 5755 TX RSE

Note : 5G WIFI 11N40

	Freq	Cable Loss	Ant Factor	Preamp Factor	Read Level	Level	Limit	Over	Remark
	MHz	dB	dB/m	dB	dBuV	dBuV/m	dBuV/m	dB	
1	1278.492	4.72	24.85	38.06	46.34	37.85	68.20	-30.35	peak
2	1629.825	5.31	26.38	38.03	47.13	40.79	68.20	-27.41	peak
3 pp	3465.510	6.43	32.14	37.95	46.45	47.07	68.20	-21.13	peak
4	4193.872	7.21	33.60	38.11	48.19	50.89	74.00	-23.11	peak
5	11510.000	12.14	38.11	36.03	35.95	50.17	74.00	-23.83	peak
6	17265.000	16.12	43.12	36.16	21.24	44.32	68.20	-23.88	peak



Mode:f; Polarization:Vertical; Modulation:802.11n; bandwidth:40MHz; Channel:Low



Condition: 3m VERTICAL

Job No : 03478CR

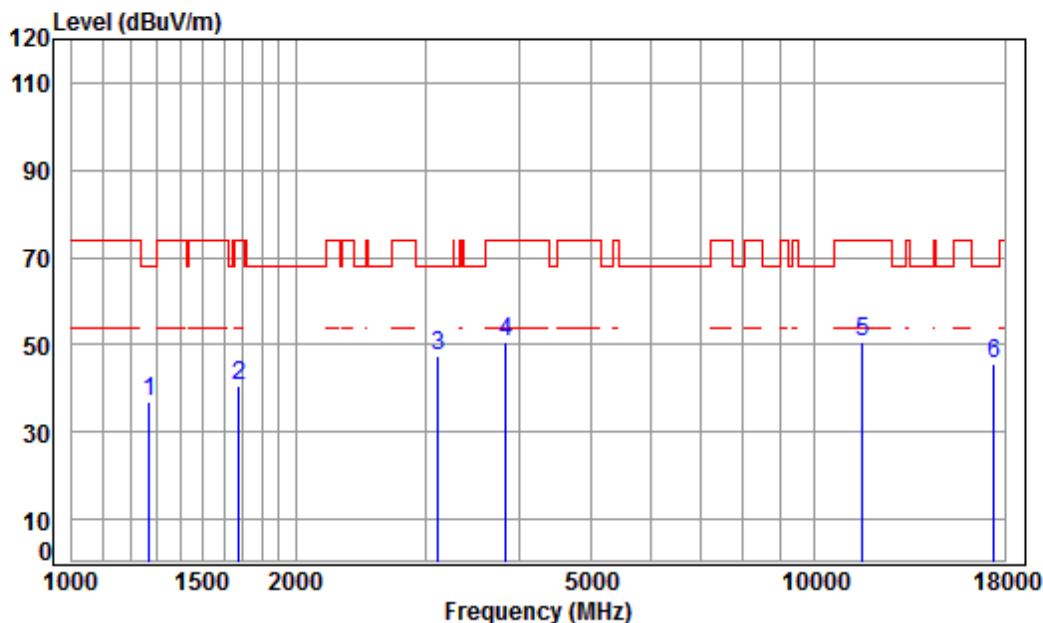
Mode : 5755 TX RSE

Note : 5G WIFI 11N40

	Freq	Cable Loss	Ant Factor	Preamp Factor	Read Level	Level	Limit	Over	Remark
	MHz	dB	dB/m	dB	dBuV	dBuV/m	dBuV/m	dB	
1	1260.149	4.65	24.77	38.07	46.22	37.57	68.20	-30.63	peak
2	1597.181	5.35	26.24	38.03	46.66	40.22	74.00	-33.78	peak
3	pp 3252.005	6.23	31.77	37.93	46.70	46.77	68.20	-21.43	peak
4	3958.309	6.94	33.49	38.00	49.26	51.69	74.00	-22.31	peak
5	11510.000	12.14	38.11	36.03	36.24	50.46	74.00	-23.54	peak
6	17265.000	16.12	43.12	36.16	21.83	44.91	68.20	-23.29	peak



Mode:f; Polarization:Horizontal; Modulation:802.11n; bandwidth:40MHz; Channel:High



Condition: 3m HORIZONTAL

Job No : 03478CR

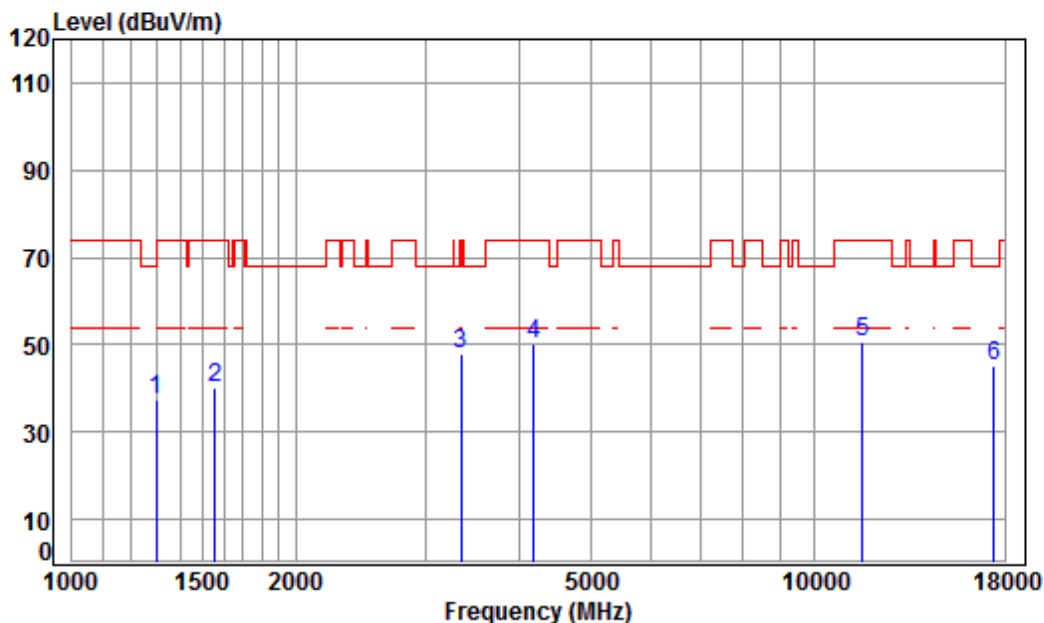
Mode : 5795 TX RSE

Note : 5G WIFI 11N40

	Freq	Cable Loss	Ant Factor	Preamp Factor	Read Level	Level	Limit	Over	Remark
	MHz	dB	dB/m	dB	dBuV	dBuV/m	dBuV/m	dB	
1	1271.123	4.69	24.82	38.07	45.74	37.18	68.20	-31.02	peak
2	1677.621	5.25	26.58	38.03	46.89	40.69	74.00	-33.31	peak
3	pp 3114.025	6.10	31.52	37.91	47.54	47.25	68.20	-20.95	peak
4	3834.438	6.82	33.16	37.99	48.61	50.60	74.00	-23.40	peak
5	11590.000	12.17	38.19	36.12	36.48	50.72	74.00	-23.28	peak
6	17385.000	15.85	43.26	36.10	22.68	45.69	68.20	-22.51	peak



Mode:f; Polarization:Vertical; Modulation:802.11n; bandwidth:40MHz; Channel:High



Condition: 3m VERTICAL

Job No : 03478CR

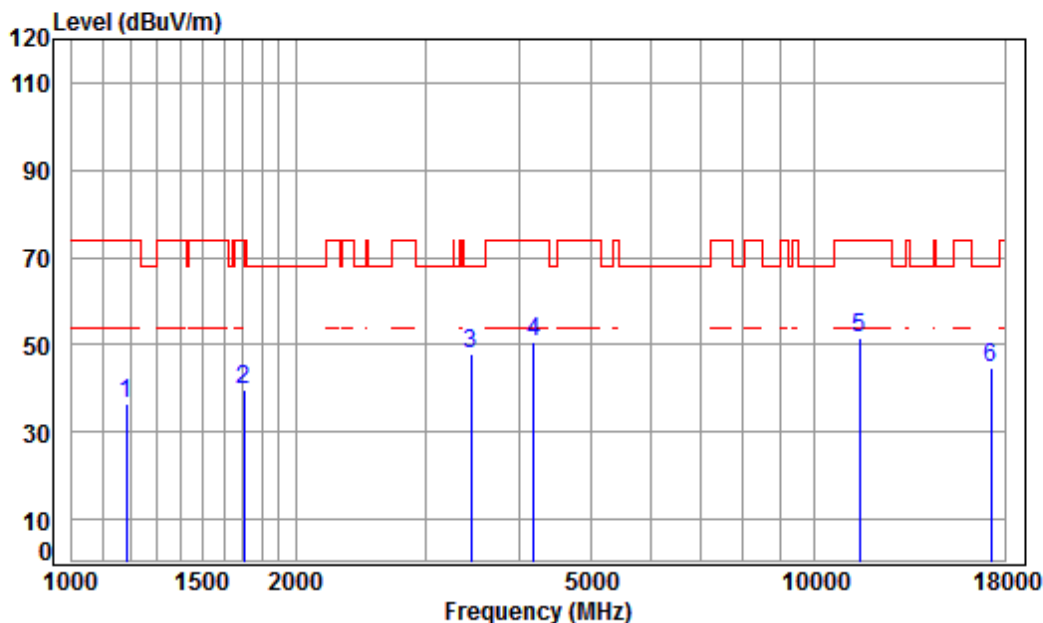
Mode : 5795 TX RSE

Note : 5G WIFI 11N40

	Freq	Cable Loss	Ant Factor	Preamp Factor	Read Level	Level	Limit	Over	Remark
	MHz	dB	dB/m	dB	dBuV	dBuV/m	dBuV/m	dB	
1	1300.858	4.80	24.96	38.06	45.69	37.39	74.00	-36.61	peak
2	1556.169	5.41	26.06	38.04	46.51	39.94	74.00	-34.06	peak
3	3337.710	6.31	31.92	37.94	47.54	47.83	74.00	-26.17	peak
4	4181.768	7.20	33.60	38.10	47.52	50.22	74.00	-23.78	peak
5	11590.000	12.17	38.19	36.12	36.57	50.81	74.00	-23.19	peak
6	pp17385.000	15.85	43.26	36.10	22.38	45.39	68.20	-22.81	peak



Mode:f; Polarization:Horizontal; Modulation:802.11ac; bandwidth:20MHz; Channel:Low



Condition: 3m HORIZONTAL

Job No : 03478CR

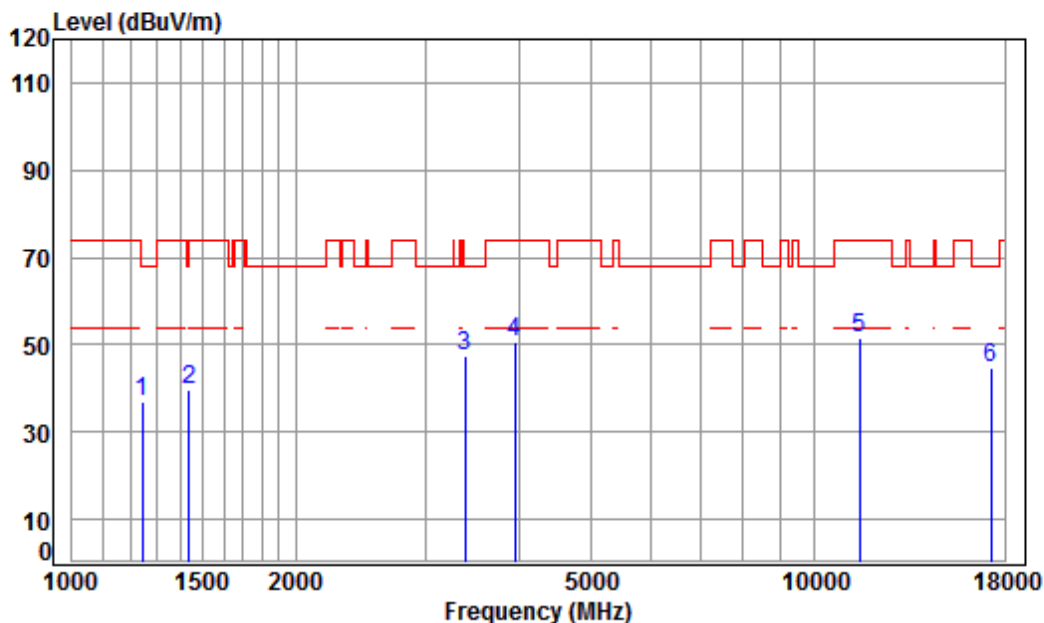
Mode : 5745 TX RSE

Note : 5G WIFI 11AC20

	Freq	Cable Loss	Ant Factor	Preamp Factor	Read Level	Limit Level	Limit Line	Over Limit	Remark
	MHz	dB	dB/m	dB	dBuV	dBuV/m	dBuV/m	dB	
1	1182.513	4.35	24.39	38.08	45.82	36.48	74.00	-37.52	peak
2	1702.042	5.23	26.68	38.02	45.92	39.81	74.00	-34.19	peak
3 pp	3445.535	6.41	32.11	37.95	47.21	47.78	68.20	-20.42	peak
4	4181.768	7.20	33.60	38.10	48.02	50.72	74.00	-23.28	peak
5	11490.000	12.13	38.09	36.00	37.31	51.53	74.00	-22.47	peak
6	17235.000	16.18	43.08	36.18	21.60	44.68	68.20	-23.52	peak



Mode:f; Polarization:Vertical; Modulation:802.11ac; bandwidth:20MHz; Channel:Low

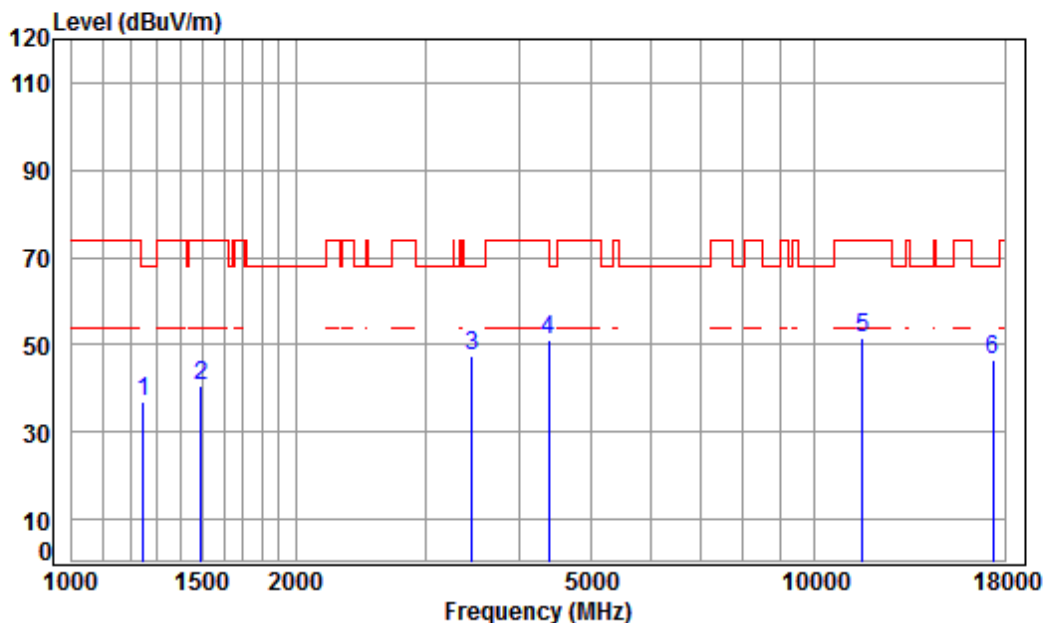


Condition: 3m VERTICAL
Job No : 03478CR
Mode : 5745 TX RSE
Note : 5G WIFI 11AC20

	Freq	Cable Loss	Ant Factor	Preamp Factor	Read Level	Level	Limit	Over	Remark
	MHz	dB	dB/m	dB	dBuV	dBuV/m	dBuV/m	dB	
1	1245.663	4.60	24.70	38.07	45.85	37.08	68.20	-31.12	peak
2	1439.343	5.28	25.56	38.05	46.90	39.69	74.00	-34.31	peak
3 pp	3376.523	6.35	31.99	37.94	47.27	47.67	68.20	-20.53	peak
4	3946.885	6.93	33.46	38.00	48.04	50.43	74.00	-23.57	peak
5	11490.000	12.13	38.09	36.00	37.18	51.40	74.00	-22.60	peak
6	17235.000	16.18	43.08	36.18	21.53	44.61	68.20	-23.59	peak



Mode:f; Polarization:Horizontal; Modulation:802.11ac; bandwidth:20MHz; Channel:middle



Condition: 3m HORIZONTAL

Job No : 03478CR

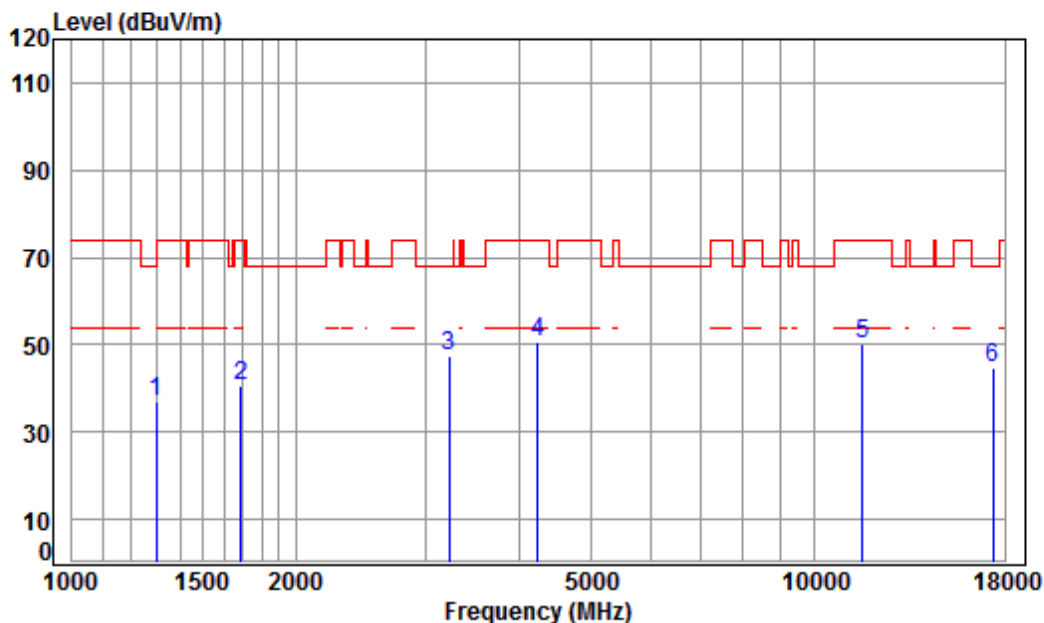
Mode : 5785 TX RSE

Note : 5G WIFI 11AC20

	Freq	Cable Loss	Ant Factor	Preamp Factor	Read Level	Limit Level	Limit Line	Over Limit	Remark
	MHz	dB	dB/m	dB	dBuV	dBuV/m	dBuV/m	dB	
1	1249.269	4.61	24.72	38.07	45.67	36.93	68.20	-31.27	peak
2	1494.455	5.46	25.78	38.04	47.20	40.40	74.00	-33.60	peak
3 pp	3455.508	6.42	32.13	37.95	46.98	47.58	68.20	-20.62	peak
4	4379.699	7.43	33.60	38.20	48.17	51.00	74.00	-23.00	peak
5	11570.000	12.17	38.17	36.10	37.34	51.58	74.00	-22.42	peak
6	17355.000	15.92	43.23	36.12	23.46	46.49	68.20	-21.71	peak



Mode:f; Polarization:Vertical; Modulation:802.11ac; bandwidth:20MHz; Channel:middle

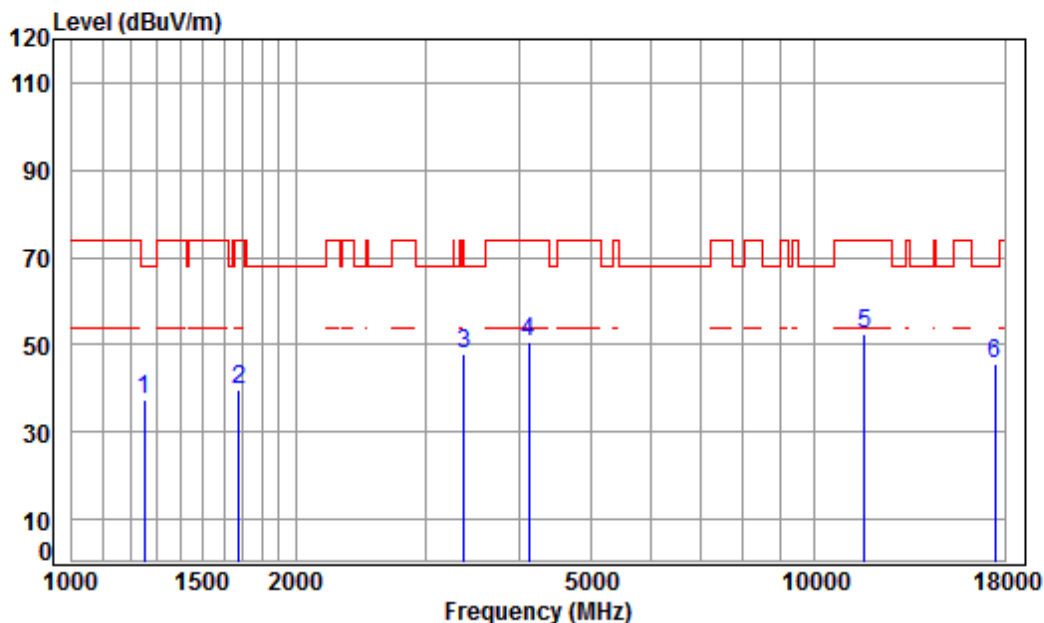


Condition: 3m VERTICAL
Job No : 03478CR
Mode : 5785 TX RSE
Note : 5G WIFI 11AC20

	Freq	Cable Loss	Ant Factor	Preamp Factor	Read Level	Level	Limit	Over	Remark
	MHz	dB	dB/m	dB	dBuV	dBuV/m	dBuV/m	dB	
1	1300.858	4.80	24.96	38.06	45.42	37.12	74.00	-36.88	peak
2	1687.347	5.24	26.62	38.02	46.74	40.58	74.00	-33.42	peak
3 pp	3214.623	6.20	31.70	37.92	47.55	47.53	68.20	-20.67	peak
4	4230.396	7.26	33.60	38.13	48.02	50.75	74.00	-23.25	peak
5	11570.000	12.17	38.17	36.10	36.14	50.38	74.00	-23.62	peak
6	17355.000	15.92	43.23	36.12	21.90	44.93	68.20	-23.27	peak



Mode:f; Polarization:Horizontal; Modulation:802.11ac; bandwidth:20MHz; Channel:High



Condition: 3m HORIZONTAL

Job No : 03478CR

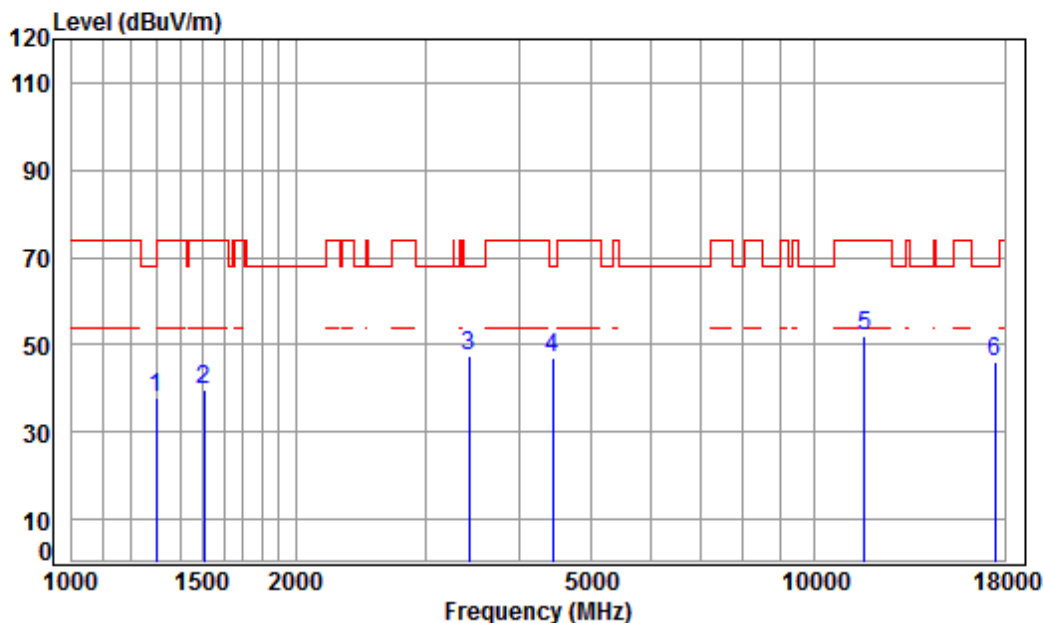
Mode : 5825 TX RSE

Note : 5G WIFI 11AC20

	Freq	Cable Loss	Ant Factor	Preamp Factor	Read Level	Level	Limit	Over	Remark
	MHz	dB	dB/m	dB	dBuV	dBuV/m	dBuV/m	dB	
1	1252.885	4.62	24.73	38.07	45.96	37.24	68.20	-30.96	peak
2	1677.621	5.25	26.58	38.03	45.71	39.51	74.00	-34.49	peak
3 pp	3366.778	6.34	31.97	37.94	47.51	47.88	68.20	-20.32	peak
4	4121.768	7.13	33.60	38.07	47.78	50.44	74.00	-23.56	peak
5	11650.000	12.20	38.25	36.19	38.24	52.50	74.00	-21.50	peak
6	17475.000	15.65	43.37	36.06	22.77	45.73	68.20	-22.47	peak



Mode:f; Polarization:Vertical; Modulation:802.11ac; bandwidth:20MHz; Channel:High

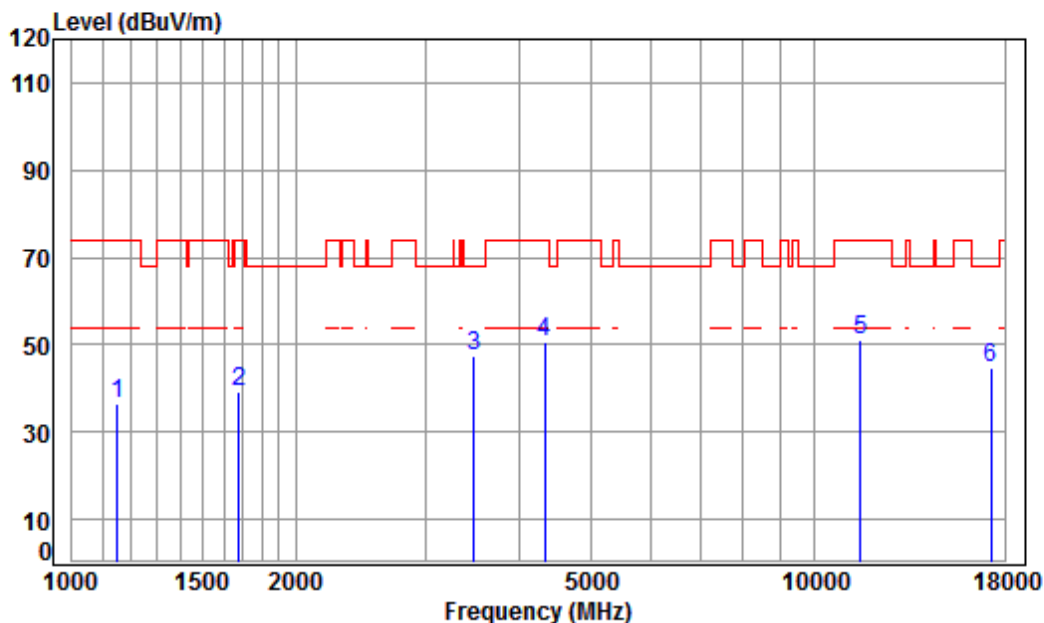


Condition: 3m VERTICAL
Job No : 03478CR
Mode : 5825 TX RSE
Note : 5G WIFI 11AC20

		Cable	Ant	Preamp	Read		Limit	Over	
	Freq	Loss	Factor	Factor	Level	Level	Line	Limit	Remark
	MHz	dB	dB/m	dB	dBuV	dBuV/m	dBuV/m	dB	
1	1300.858	4.80	24.96	38.06	46.10	37.80	74.00	-36.20	peak
2	1507.470	5.47	25.83	38.04	46.49	39.75	74.00	-34.25	peak
3	pp 3425.675	6.39	32.07	37.95	47.13	47.64	68.20	-20.56	peak
4	4430.628	7.48	33.60	38.23	44.18	47.03	68.20	-21.17	peak
5	11650.000	12.20	38.25	36.19	37.88	52.14	74.00	-21.86	peak
6	17475.000	15.65	43.37	36.06	23.21	46.17	68.20	-22.03	peak



Mode:f; Polarization:Horizontal; Modulation:802.11ac; bandwidth:40MHz; Channel:Low



Condition: 3m HORIZONTAL

Job No : 03478CR

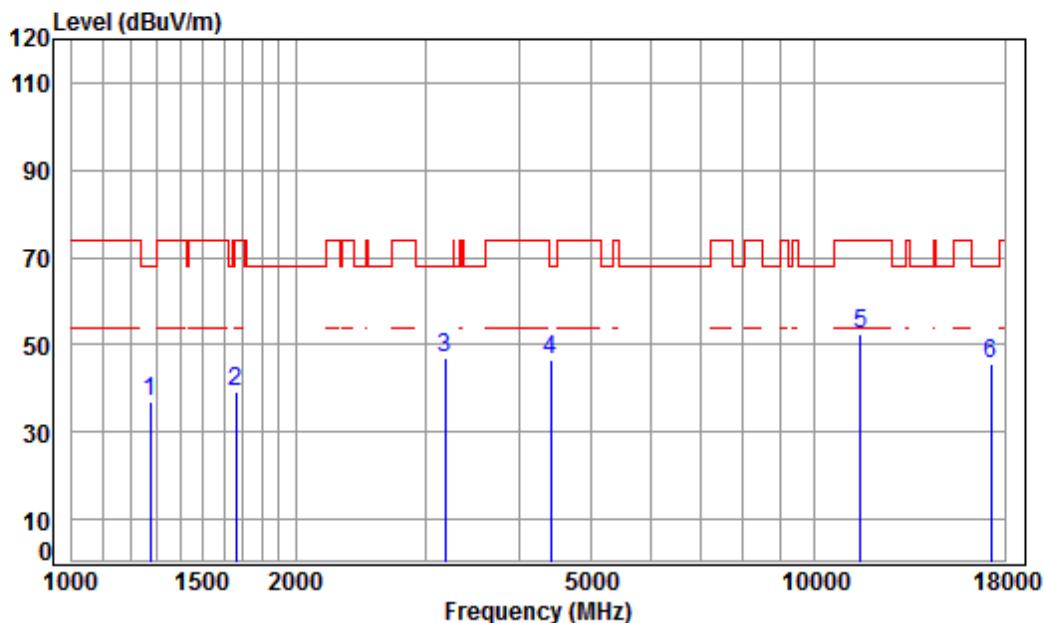
Mode : 5755 TX RSE

Note : 5G WIFI 11AC40

		Cable	Ant	Preamp	Read		Limit	Over	
	Freq	Loss	Factor	Factor	Level	Level	Line	Limit	Remark
	MHz	dB	dB/m	dB	dBuV	dBuV/m	dBuV/m	dB	
1	1152.148	4.22	24.24	38.08	46.34	36.72	74.00	-37.28	peak
2	1677.621	5.25	26.58	38.03	45.29	39.09	74.00	-34.91	peak
3	pp 3475.541	6.44	32.16	37.95	47.01	47.66	68.20	-20.54	peak
4	4329.354	7.37	33.60	38.18	47.74	50.53	74.00	-23.47	peak
5	11510.000	12.14	38.11	36.03	37.00	51.22	74.00	-22.78	peak
6	17265.000	16.12	43.12	36.16	21.58	44.66	68.20	-23.54	peak



Mode:f; Polarization:Vertical; Modulation:802.11ac; bandwidth:40MHz; Channel:Low

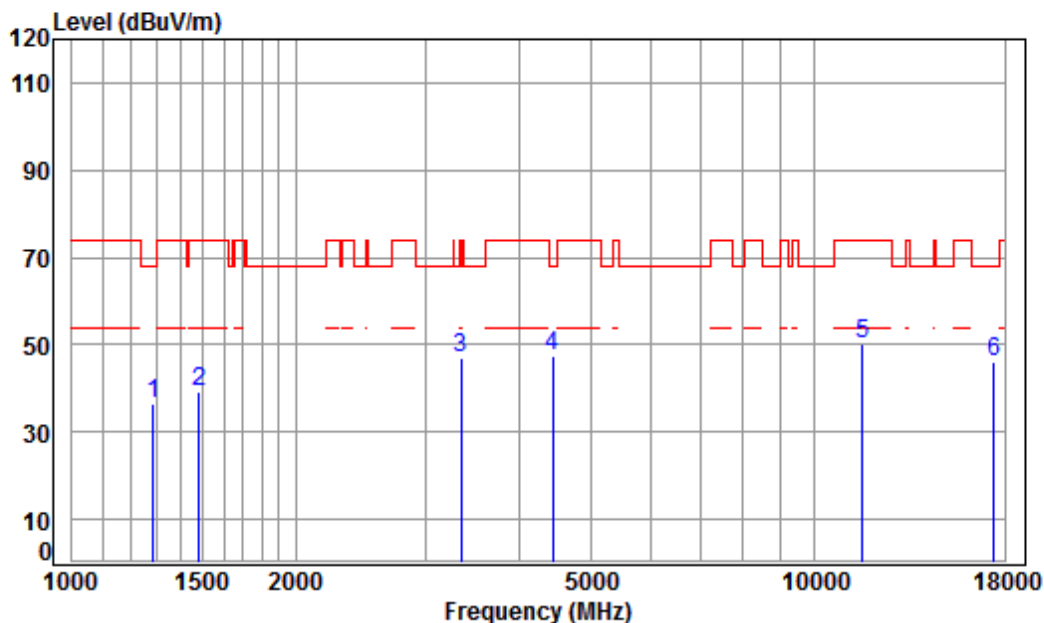


Condition: 3m VERTICAL
Job No : 03478CR
Mode : 5755 TX RSE
Note : 5G WIFI 11AC40

	Freq	Cable Loss	Ant Factor	Preamp Factor	Read Level	Limit Level	Limit Line	Over Limit	Remark
	MHz	dB	dB/m	dB	dBuV	dBuV/m	dBuV/m	dB	
1	1274.802	4.71	24.84	38.06	45.29	36.78	68.20	-31.42	peak
2	1663.137	5.27	26.52	38.03	45.67	39.43	74.00	-34.57	peak
3 pp	3177.672	6.16	31.64	37.92	47.01	46.89	68.20	-21.31	peak
4	4405.090	7.46	33.60	38.22	43.83	46.67	68.20	-21.53	peak
5	11510.000	12.14	38.11	36.03	38.39	52.61	74.00	-21.39	peak
6	17265.000	16.12	43.12	36.16	22.48	45.56	68.20	-22.64	peak



Mode:f; Polarization:Horizontal; Modulation:802.11ac; bandwidth:40MHz; Channel:High



Condition: 3m HORIZONTAL

Job No : 03478CR

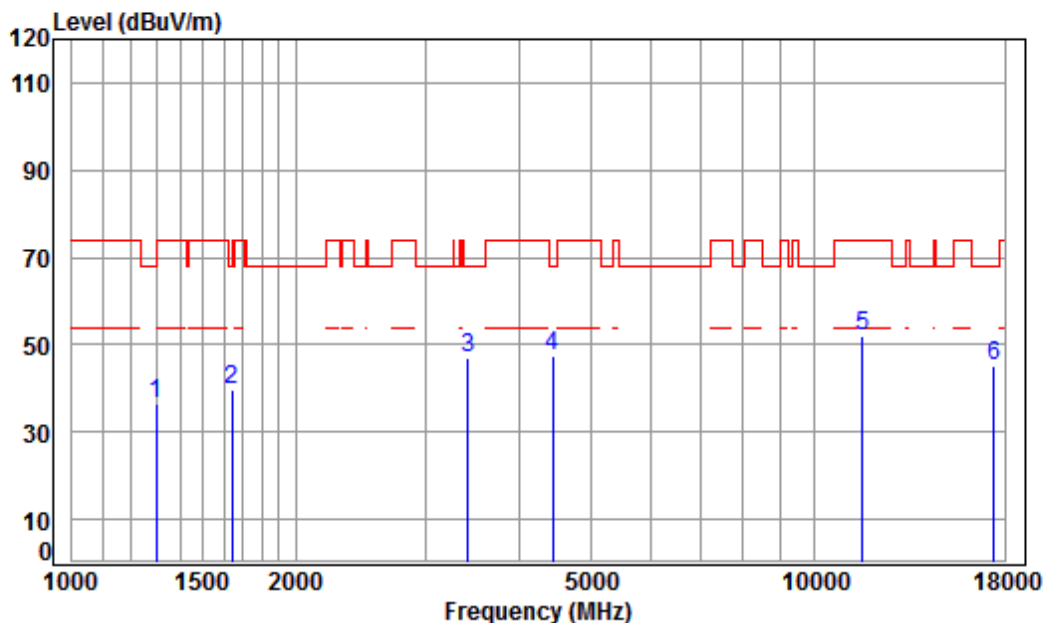
Mode : 5795 TX RSE

Note : 5G WIFI 11AC40

	Freq	Cable Loss	Ant Factor	Preamp Factor	Read Level	Level	Limit	Over	Remark
	MHz	dB	dB/m	dB	dBuV	dBuV/m	dBuV/m	dB	
1	1285.904	4.75	24.89	38.06	44.90	36.48	68.20	-31.72	peak
2	1481.553	5.42	25.73	38.04	46.13	39.24	74.00	-34.76	peak
3	3337.710	6.31	31.92	37.94	46.52	46.81	74.00	-27.19	peak
4 pp	4443.453	7.50	33.60	38.24	44.56	47.42	68.20	-20.78	peak
5	11590.000	12.17	38.19	36.12	35.82	50.06	74.00	-23.94	peak
6	17385.000	15.85	43.26	36.10	23.12	46.13	68.20	-22.07	peak



Mode:f; Polarization:Vertical; Modulation:802.11ac; bandwidth:40MHz; Channel:High



Condition: 3m HORIZONTAL

Job No : 03478CR

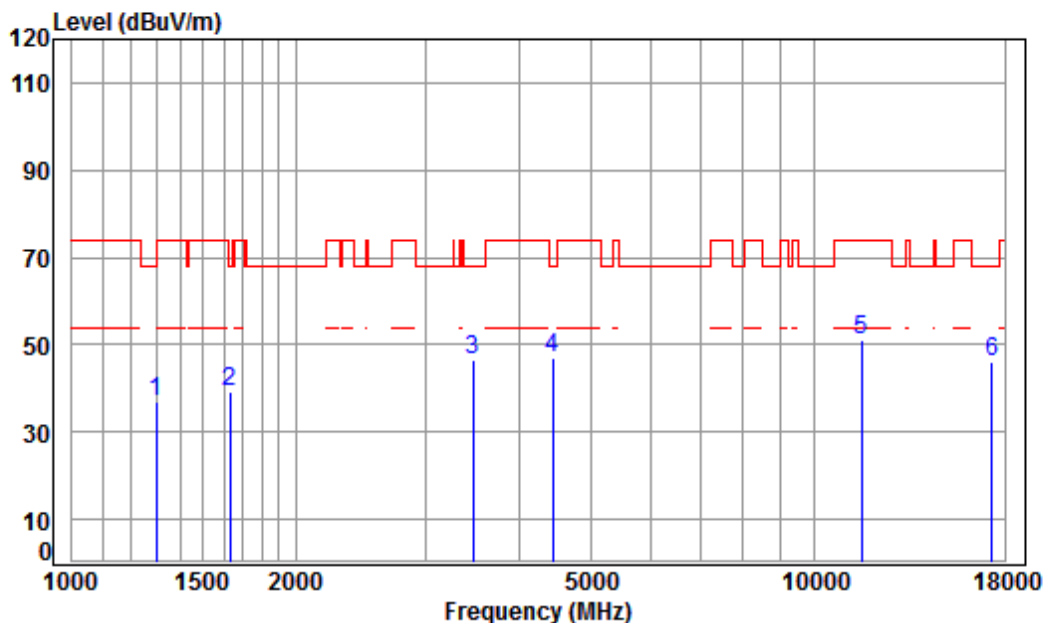
Mode : 5795 TX RSE

Note : 5G WIFI 11AC40

	Freq	Cable Loss	Ant Factor	Preamp Factor	Read Level	Limit Level	Limit Line	Over Limit	Remark
	MHz	dB	dB/m	dB	dBuV	dBuV/m	dBuV/m	dB	
1	1300.858	4.80	24.96	38.06	44.89	36.59	74.00	-37.41	peak
2	1644.019	5.30	26.44	38.03	46.07	39.78	68.20	-28.42	peak
3	3415.787	6.38	32.06	37.95	46.62	47.11	68.20	-21.09	peak
4 pp	4430.628	7.48	33.60	38.23	44.39	47.24	68.20	-20.96	peak
5	11590.000	12.17	38.19	36.12	37.93	52.17	74.00	-21.83	peak
6	17385.000	15.85	43.26	36.10	22.37	45.38	68.20	-22.82	peak



Mode:f; Polarization:Horizontal; Modulation:802.11ac; bandwidth:80MHz; Channel:middle

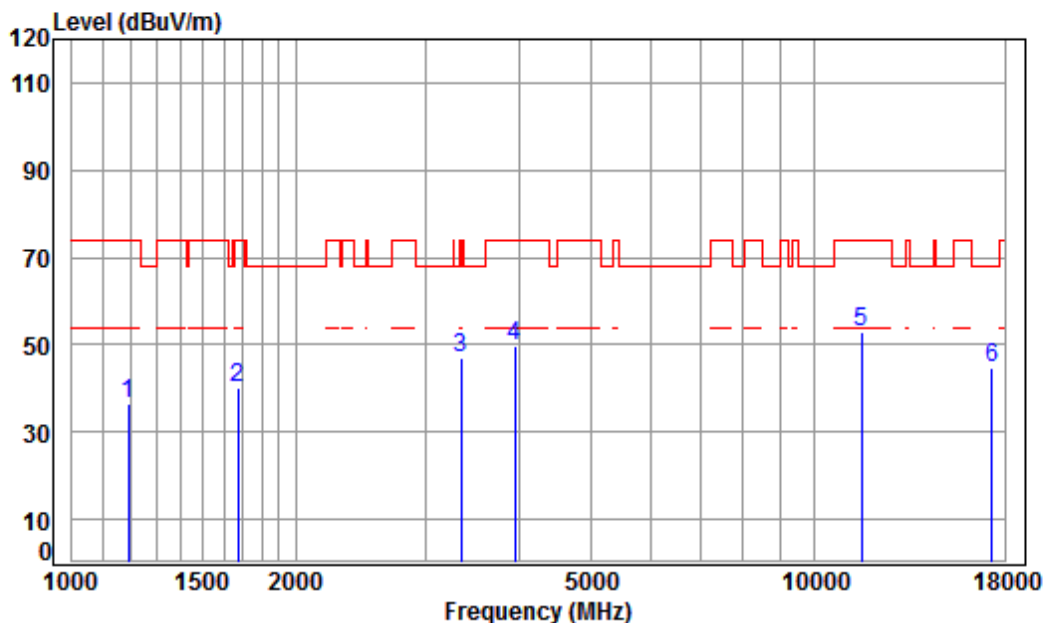


Condition: 3m VERTICAL
Job No : 03478CR
Mode : 5775 TX RSE
Note : 5G WIFI 11AC80

	Freq	Cable Loss	Ant Factor	Preamp Factor	Read Level	Limit Level	Limit Line	Over Limit	Remark
	MHz	dB	dB/m	dB	dBuV	dBuV/m	dBuV/m	dB	
1	1300.858	4.80	24.96	38.06	45.31	37.01	74.00	-36.99	peak
2	1634.543	5.31	26.40	38.03	45.54	39.22	68.20	-28.98	peak
3	3465.510	6.43	32.14	37.95	45.78	46.40	68.20	-21.80	peak
4 pp	4430.628	7.48	33.60	38.23	44.15	47.00	68.20	-21.20	peak
5	11550.000	12.16	38.15	36.07	36.87	51.11	74.00	-22.89	peak
6	17325.000	15.98	43.19	36.13	23.14	46.18	68.20	-22.02	peak



Mode:f; Polarization:Vertical; Modulation:802.11ac; bandwidth:80MHz; Channel:middle



Condition: 3m HORIZONTAL

Job No : 03478CR

Mode : 5775 TX RSE

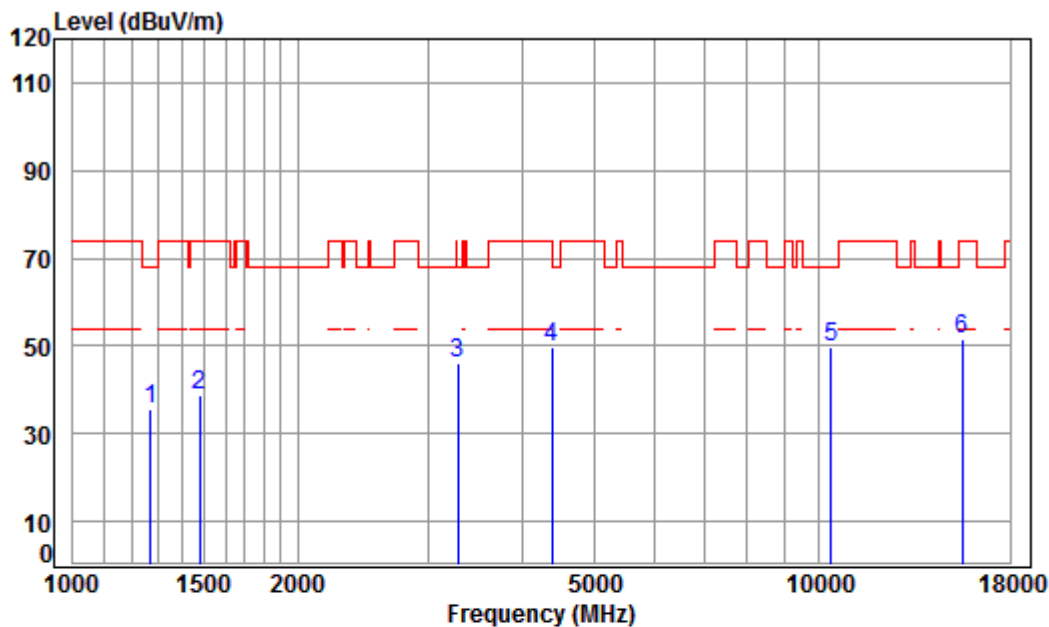
Note : 5G WIFI 11AC80

	Freq	Cable Loss	Ant Factor	Preamp Factor	Read Level	Level	Limit	Over	Remark
	MHz	dB	dB/m	dB	dBuV	dBuV/m	dBuV/m	dB	
1	1192.811	4.39	24.44	38.07	45.56	36.32	74.00	-37.68	peak
2	1672.779	5.26	26.56	38.03	46.51	40.30	74.00	-33.70	peak
3	3337.710	6.31	31.92	37.94	46.55	46.84	74.00	-27.16	peak
4	3946.885	6.93	33.46	38.00	47.48	49.87	74.00	-24.13	peak
5	pp11550.000	12.16	38.15	36.07	38.66	52.90	74.00	-21.10	peak
6	17325.000	15.98	43.19	36.13	21.78	44.82	68.20	-23.38	peak



Antenna2:

Mode:c; Polarization:Horizontal; Modulation:802.11a; bandwidth:20MHz; Channel:Low



Condition: 3m HORIZONTAL

Job No : 03478CR

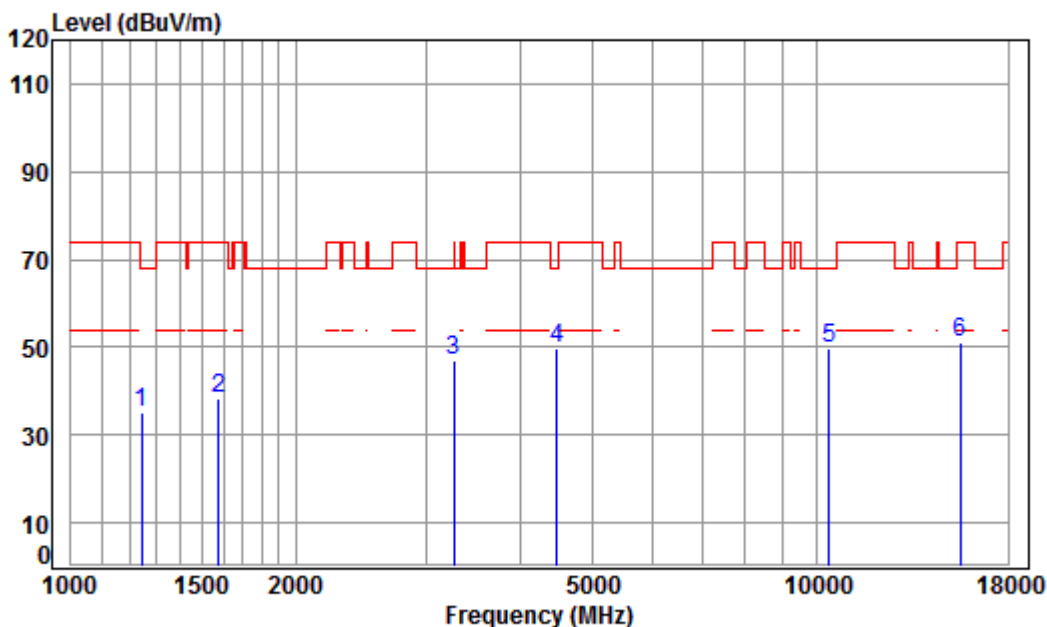
Mode : 5180 TX RSE

Note : 5G WIFI 11A

	Freq	Cable Loss	Ant Factor	Preamp Factor	Read Level	Level	Limit	Over	Remark
	MHz	dB	dB/m	dB	dBuV	dBuV/m	dBuV/m	dB	
1	1271.123	4.69	24.90	38.70	44.90	35.79	68.20	-32.41	peak
2	1477.276	5.41	25.72	38.70	46.44	38.87	74.00	-35.13	peak
3	3280.326	6.26	31.36	37.89	46.33	46.06	68.20	-22.14	peak
4	4379.699	7.43	33.39	38.14	47.24	49.92	74.00	-24.08	peak
5	pp10360.000	11.19	37.76	36.34	37.03	49.64	68.20	-18.56	peak
6	15540.000	14.30	40.72	38.12	34.68	51.58	74.00	-22.42	peak



Mode:c; Polarization:Vertical; Modulation:802.11a; bandwidth:20MHz; Channel:Low



Condition: 3m VERTICAL

Job No : 03478CR

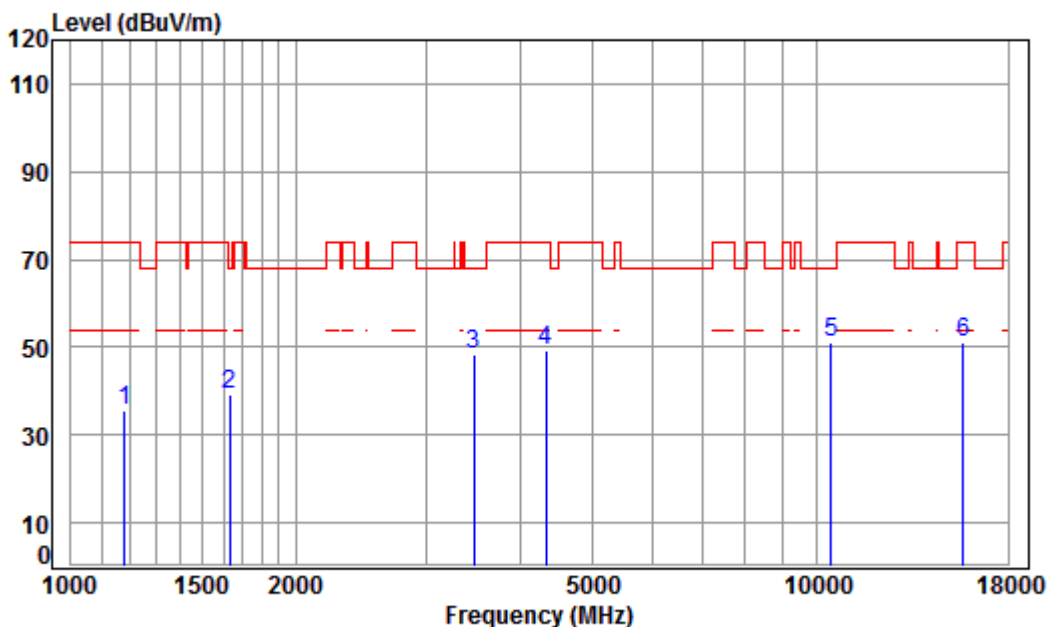
Mode : 5180 TX RSE

Note : 5G WIFI 11A

	Freq	Cable Loss	Ant Factor	Preamp Factor	Read Level	Level	Limit	Over	Remark
	MHz	dB	dB/m	dB	dBuV	dBuV/m	dBuV/m	dB	
1	1245.663	4.60	24.79	38.70	44.65	35.34	68.20	-32.86	peak
2	1578.822	5.38	26.16	38.70	45.27	38.11	74.00	-35.89	peak
3	3261.418	6.24	31.33	37.89	47.40	47.08	74.00	-26.92	peak
4	4482.150	7.54	33.57	38.15	46.57	49.53	68.20	-18.67	peak
5	pp10360.000	11.19	37.76	36.34	37.05	49.66	68.20	-18.54	peak
6	15540.000	14.30	40.72	38.12	34.40	51.30	74.00	-22.70	peak



Mode:c; Polarization:Horizontal; Modulation:802.11a; bandwidth:20MHz; Channel:middle



Condition: 3m HORIZONTAL

Job No : 03478CR

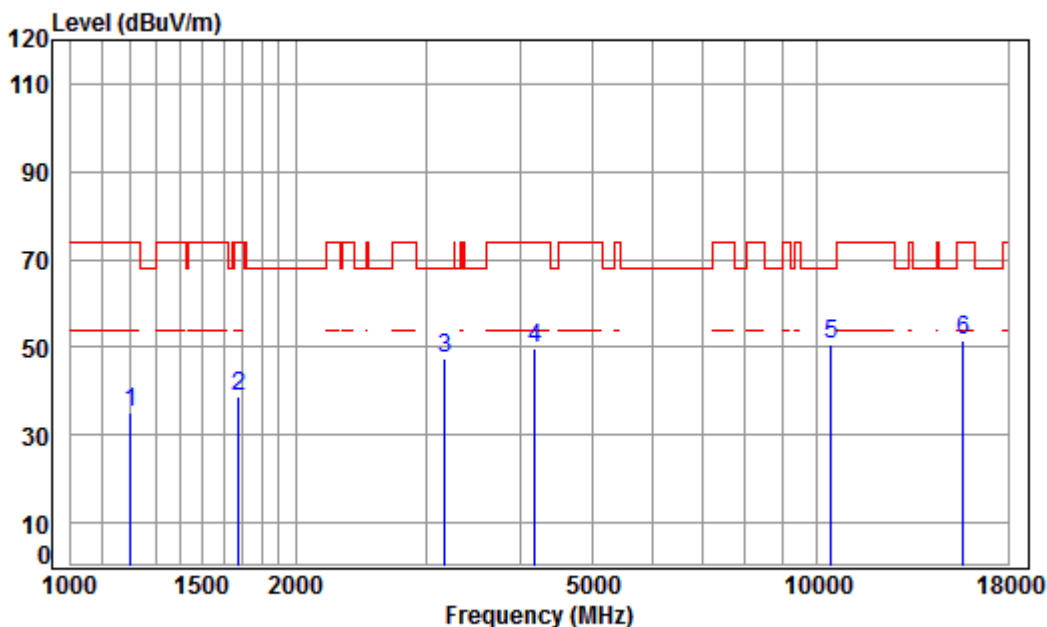
Mode : 5220 TX RSE

Note : 5G WIFI 11A

	Freq	Cable Loss	Ant Factor	Preamp Factor	Read Level	Level	Limit	Over	Remark
	MHz	dB	dB/m	dB	dBuV	dBuV/m	dBuV/m	dB	
1	1179.100	4.33	24.49	38.70	45.61	35.73	74.00	-38.27	peak
2	1629.825	5.31	26.38	38.70	46.31	39.30	68.20	-28.90	peak
3	3465.510	6.43	31.65	37.95	48.24	48.37	68.20	-19.83	peak
4	4329.354	7.37	33.30	38.14	46.89	49.42	74.00	-24.58	peak
5	pp10440.000	11.25	37.72	36.35	38.37	50.99	68.20	-17.21	peak
6	15660.000	14.48	40.80	38.03	34.03	51.28	74.00	-22.72	peak



Mode:c; Polarization:Vertical; Modulation:802.11a; bandwidth:20MHz; Channel:middle



Condition: 3m VERTICAL

Job No : 03478CR

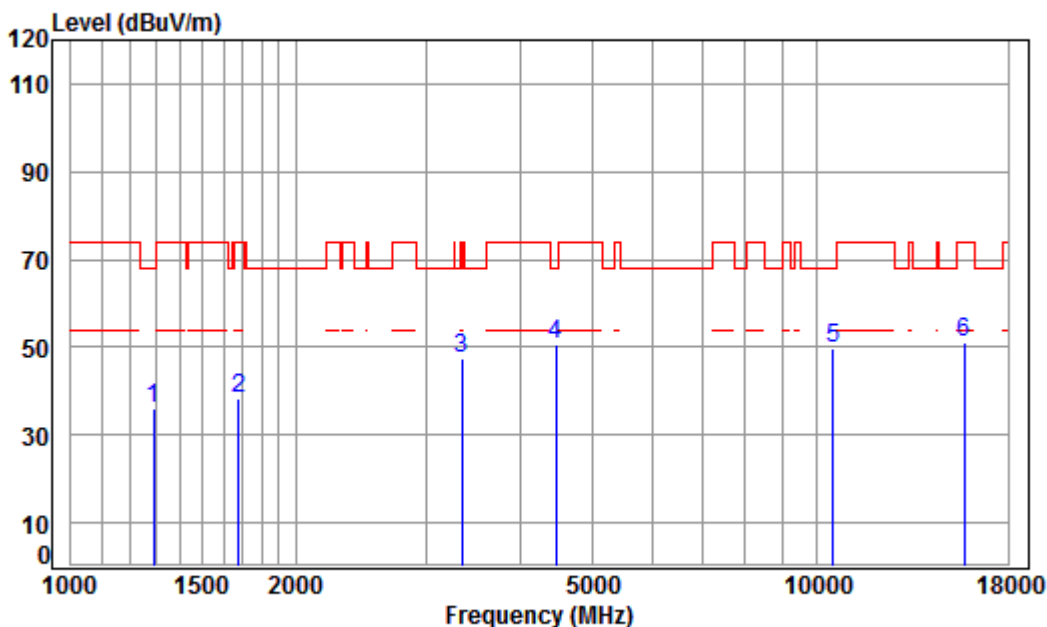
Mode : 5220 TX RSE

Note : 5G WIFI 11A

	Freq	Cable Loss	Ant Factor	Preamplifier Factor	Read Level	Level	Limit	Over Limit	Remark
	MHz	dB	dB/m	dB	dBuV	dBuV/m	dBuV/m	dB	
1	1203.199	4.43	24.60	38.70	44.95	35.28	74.00	-38.72	peak
2	1677.621	5.25	26.58	38.70	45.69	38.82	74.00	-35.18	peak
3	3168.500	6.15	31.18	37.86	48.03	47.50	68.20	-20.70	peak
4	4181.768	7.20	33.04	38.12	47.78	49.90	74.00	-24.10	peak
5	pp10440.000	11.25	37.72	36.35	37.87	50.49	68.20	-17.71	peak
6	15660.000	14.48	40.80	38.03	34.14	51.39	74.00	-22.61	peak



Mode:c; Polarization:Horizontal; Modulation:802.11a; bandwidth:20MHz; Channel:High



Condition: 3m HORIZONTAL

Job No : 03478CR

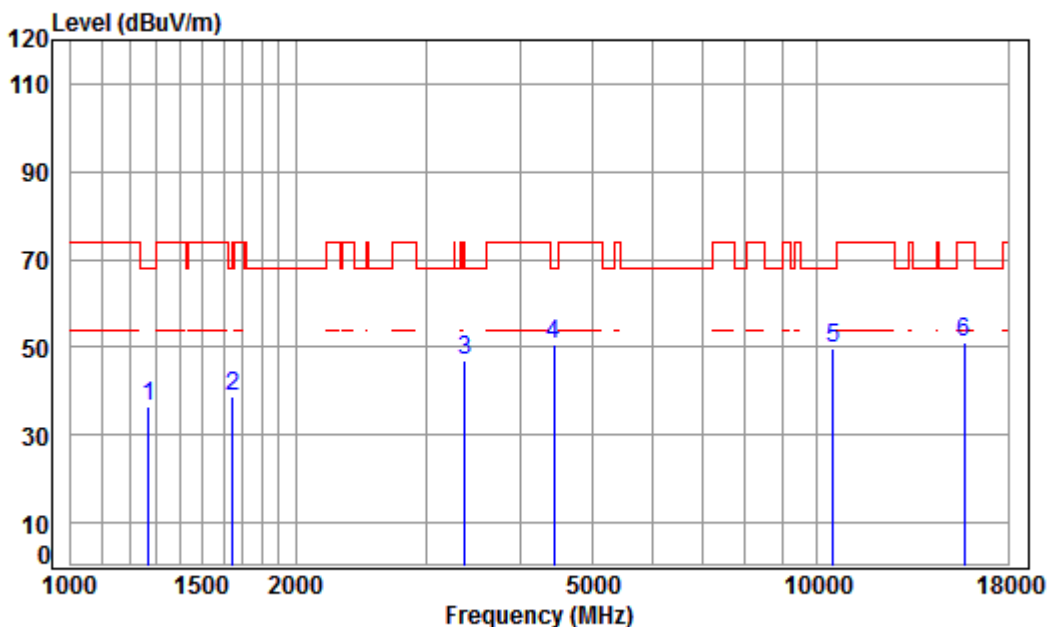
Mode : 5240 TX RSE

Note : 5G WIFI 11A

	Freq	Cable Loss	Ant Factor	Preamp Factor	Read Level	Level	Limit	Over	Remark
	MHz	dB	dB/m	dB	dBuV	dBuV/m	dBuV/m	dB	
1	1289.627	4.76	24.98	38.70	45.05	36.09	68.20	-32.11	peak
2	1677.621	5.25	26.58	38.70	45.37	38.50	74.00	-35.50	peak
3	3337.710	6.31	31.45	37.91	47.45	47.30	74.00	-26.70	peak
4	pp 4469.214	7.53	33.55	38.15	47.93	50.86	68.20	-17.34	peak
5	10480.000	11.28	37.71	36.35	36.94	49.58	68.20	-18.62	peak
6	15720.000	14.57	40.83	37.99	33.89	51.30	74.00	-22.70	peak



Mode:c; Polarization:Vertical; Modulation:802.11a; bandwidth:20MHz; Channel:High



Condition: 3m VERTICAL

Job No : 03478CR

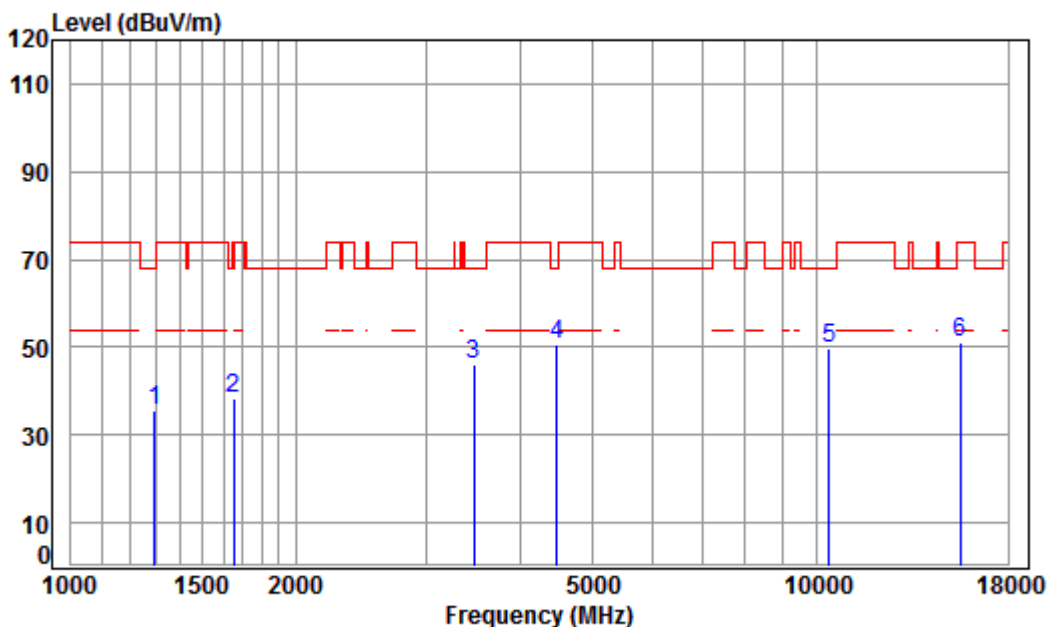
Mode : 5240 TX RSE

Note : 5G WIFI 11A

	Freq	Cable Loss	Ant Factor	Preamp Factor	Read Level	Level	Limit	Over	Remark
	MHz	dB	dB/m	dB	dBuV	dBuV/m	dBuV/m	dB	
1	1271.123	4.69	24.90	38.70	45.55	36.44	68.20	-31.76	peak
2	1648.778	5.29	26.46	38.70	45.55	38.60	68.20	-29.60	peak
3	3366.778	6.34	31.50	37.92	47.25	47.17	68.20	-21.03	peak
4	pp 4430.628	7.48	33.48	38.15	47.99	50.80	68.20	-17.40	peak
5	10480.000	11.28	37.71	36.35	37.02	49.66	68.20	-18.54	peak
6	15720.000	14.57	40.83	37.99	33.57	50.98	74.00	-23.02	peak



Mode:c; Polarization:Horizontal; Modulation:802.11n; bandwidth:20MHz; Channel:Low



Condition: 3m HORIZONTAL

Job No : 03478CR

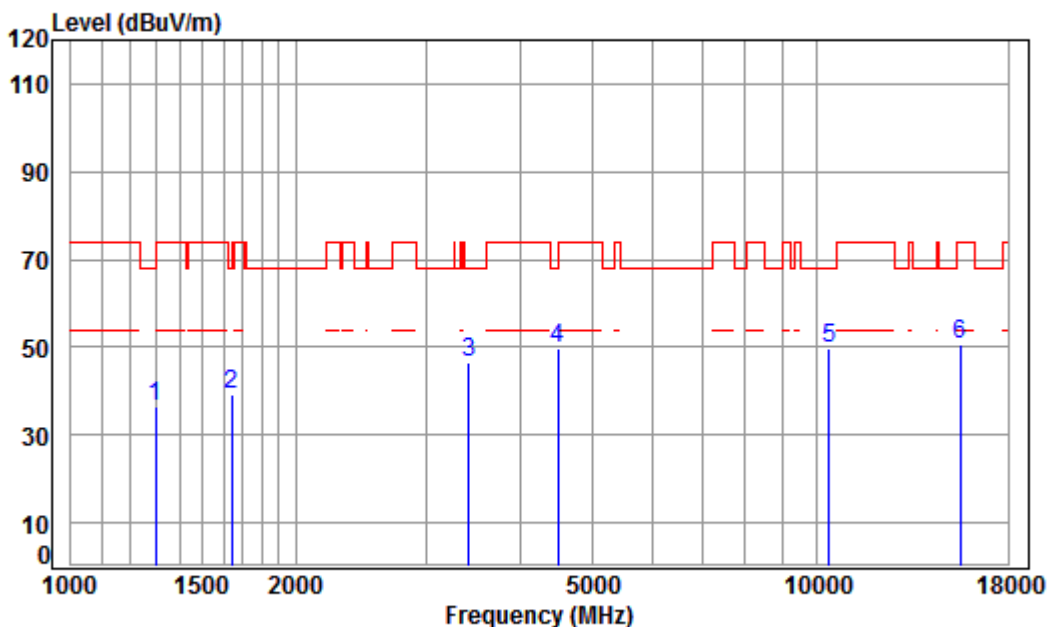
Mode : 5180 TX RSE

Note : 5G WIFI 11N20

	Freq	Cable Loss	Ant Factor	Preamplifier Factor	Read Level	Level	Limit	Over Limit	Remark
	MHz	dB	dB/m	dB	dBuV	dBuV/m	dBuV/m	dB	
1	1293.359	4.77	25.00	38.70	44.43	35.50	68.20	-32.70	peak
2	1653.550	5.28	26.48	38.70	45.21	38.27	68.20	-29.93	peak
3	3465.510	6.43	31.65	37.95	46.06	46.19	68.20	-22.01	peak
4	pp 4482.150	7.54	33.57	38.15	47.82	50.78	68.20	-17.42	peak
5	10360.000	11.19	37.76	36.34	37.31	49.92	68.20	-18.28	peak
6	15540.000	14.30	40.72	38.12	34.04	50.94	74.00	-23.06	peak



Mode:c; Polarization:Vertical; Modulation:802.11n; bandwidth:20MHz; Channel:Low



Condition: 3m VERTICAL

Job No : 03478CR

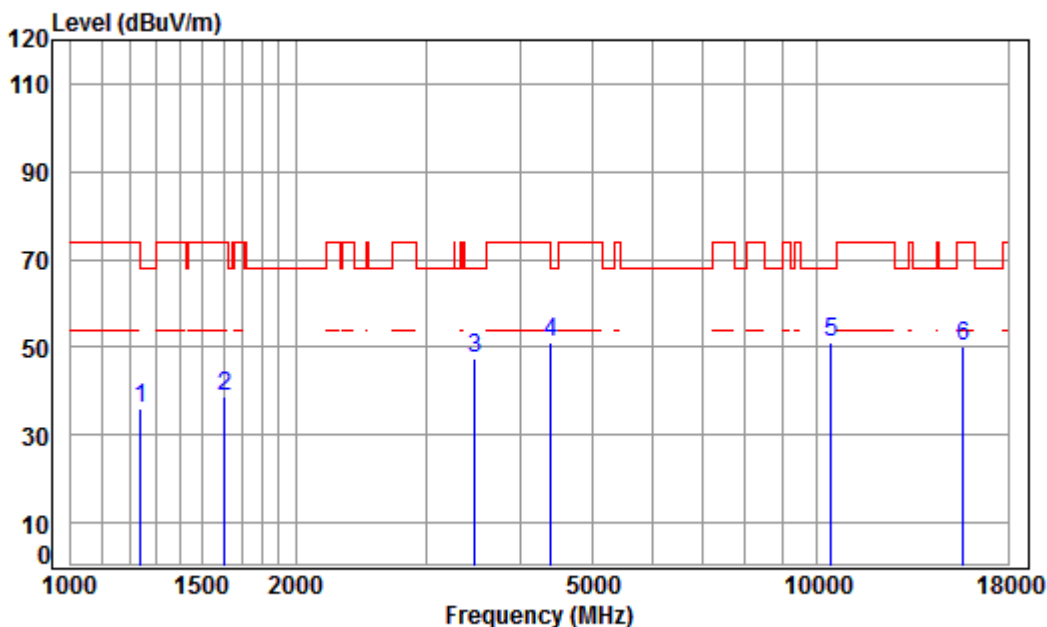
Mode : 5180 TX RSE

Note : 5G WIFI 11N20

	Freq	Cable Loss	Ant Factor	Preamp Factor	Read Level	Level	Limit	Over	Remark
	MHz	dB	dB/m	dB	dBuV	dBuV/m	dBuV/m	dB	
1	1300.858	4.80	25.03	38.70	45.23	36.36	74.00	-37.64	peak
2	1644.019	5.30	26.44	38.70	46.08	39.12	68.20	-29.08	peak
3	3415.787	6.38	31.57	37.94	46.75	46.76	68.20	-21.44	peak
4	pp 4495.125	7.55	33.59	38.15	46.70	49.69	68.20	-18.51	peak
5	10360.000	11.19	37.76	36.34	37.02	49.63	68.20	-18.57	peak
6	15540.000	14.30	40.72	38.12	33.76	50.66	74.00	-23.34	peak



Mode:c; Polarization:Horizontal; Modulation:802.11n; bandwidth:20MHz; Channel:middle



Condition: 3m HORIZONTAL

Job No : 03478CR

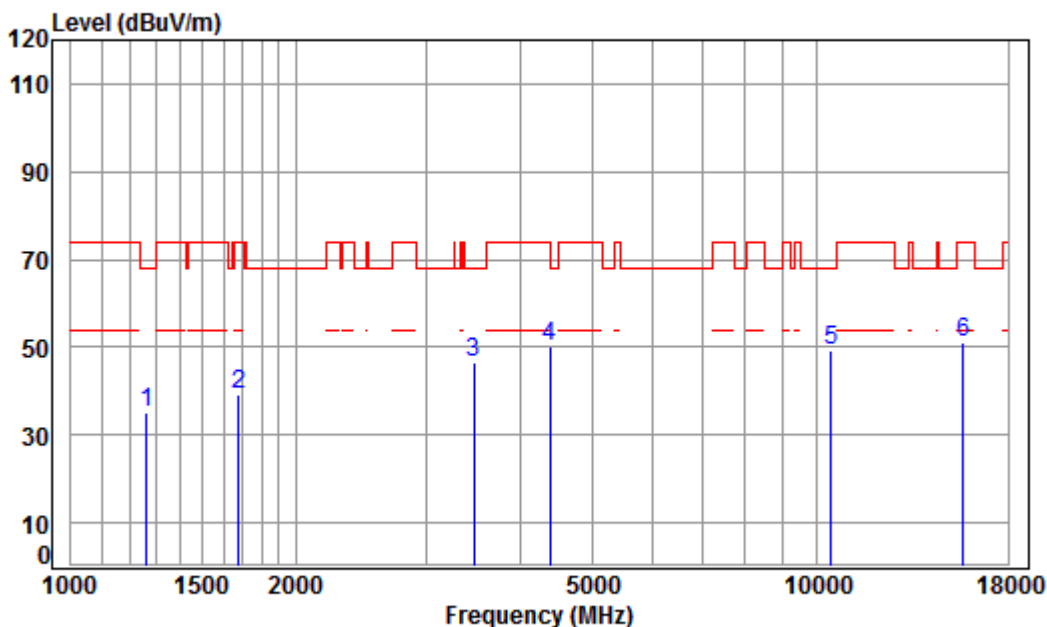
Mode : 5220 TX RSE

Note : 5G WIFI 11N20

	Freq	Cable Loss	Ant Factor	Preamp Factor	Read Level	Level	Limit	Over	Remark
	MHz	dB	dB/m	dB	dBuV	dBuV/m	dBuV/m	dB	
1	1238.483	4.57	24.76	38.70	45.39	36.02	74.00	-37.98	peak
2	1606.441	5.34	26.28	38.70	46.00	38.92	74.00	-35.08	peak
3	3475.541	6.44	31.66	37.95	47.12	47.27	68.20	-20.93	peak
4	4392.376	7.44	33.42	38.14	48.34	51.06	74.00	-22.94	peak
5	pp10440.000	11.25	37.72	36.35	38.27	50.89	68.20	-17.31	peak
6	15660.000	14.48	40.80	38.03	32.91	50.16	74.00	-23.84	peak



Mode:c; Polarization:Vertical; Modulation:802.11n; bandwidth:20MHz; Channel:middle



Condition: 3m VERTICAL

Job No : 03478CR

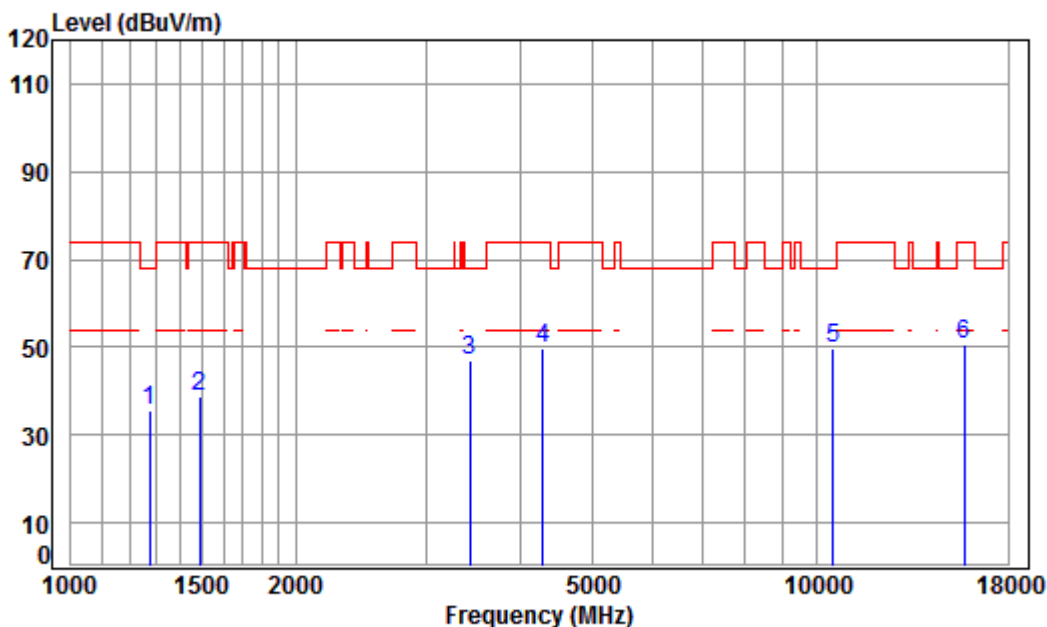
Mode : 5220 TX RSE

Note : 5G WIFI 11N20

	Freq	Cable Loss	Ant Factor	Preamp Factor	Read Level	Level	Limit	Over	Remark
	MHz	dB	dB/m	dB	dBuV	dBuV/m	dBuV/m	dB	
1	1263.796	4.66	24.87	38.70	44.32	35.15	68.20	-33.05	peak
2	1677.621	5.25	26.58	38.70	46.18	39.31	74.00	-34.69	peak
3	3465.510	6.43	31.65	37.95	46.54	46.67	68.20	-21.53	peak
4	4379.699	7.43	33.39	38.14	47.57	50.25	74.00	-23.75	peak
5	pp10440.000	11.25	37.72	36.35	36.79	49.41	68.20	-18.79	peak
6	15660.000	14.48	40.80	38.03	33.90	51.15	74.00	-22.85	peak



Mode:c; Polarization:Horizontal; Modulation:802.11n; bandwidth:20MHz; Channel:High



Condition: 3m HORIZONTAL

Job No : 03478CR

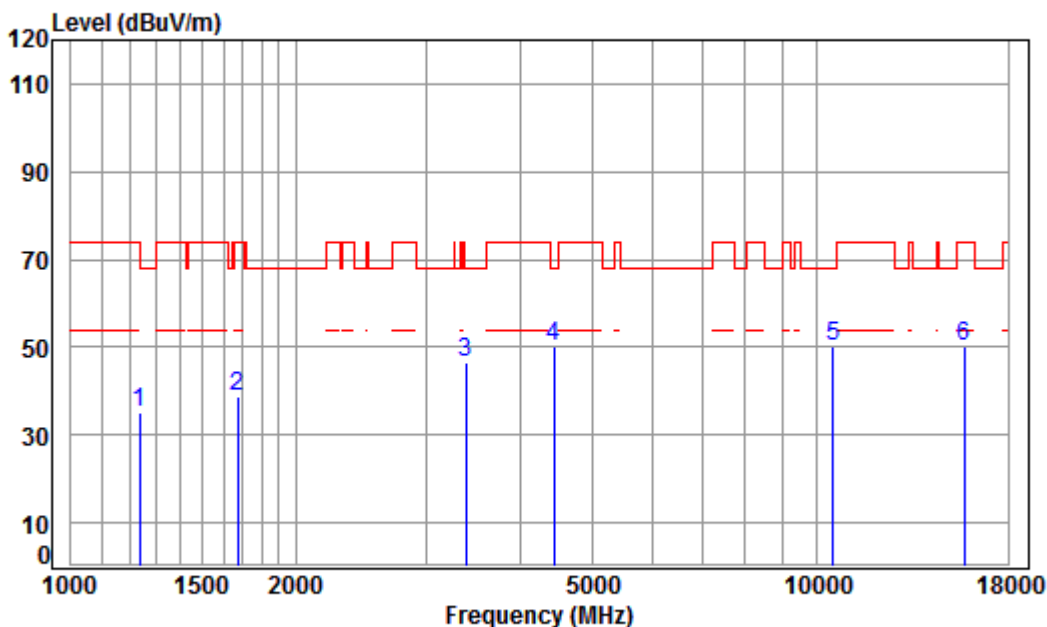
Mode : 5240 TX RSE

Note : 5G WIFI 11N20

	Freq	Cable Loss	Ant Factor	Preamplifier Factor	Read Level	Level	Limit	Over Limit	Remark
	MHz	dB	dB/m	dB	dBuV	dBuV/m	dBuV/m	dB	
1	1274.802	4.71	24.92	38.70	44.62	35.55	68.20	-32.65	peak
2	1485.841	5.43	25.75	38.70	46.36	38.84	74.00	-35.16	peak
3	3425.675	6.39	31.59	37.94	46.92	46.96	68.20	-21.24	peak
4	4291.977	7.33	33.24	38.13	47.44	49.88	74.00	-24.12	peak
5	pp10480.000	11.28	37.71	36.35	36.91	49.55	68.20	-18.65	peak
6	15720.000	14.57	40.83	37.99	33.46	50.87	74.00	-23.13	peak



Mode:c; Polarization:Vertical; Modulation:802.11n; bandwidth:20MHz; Channel:High



Condition: 3m VERTICAL

Job No : 03478CR

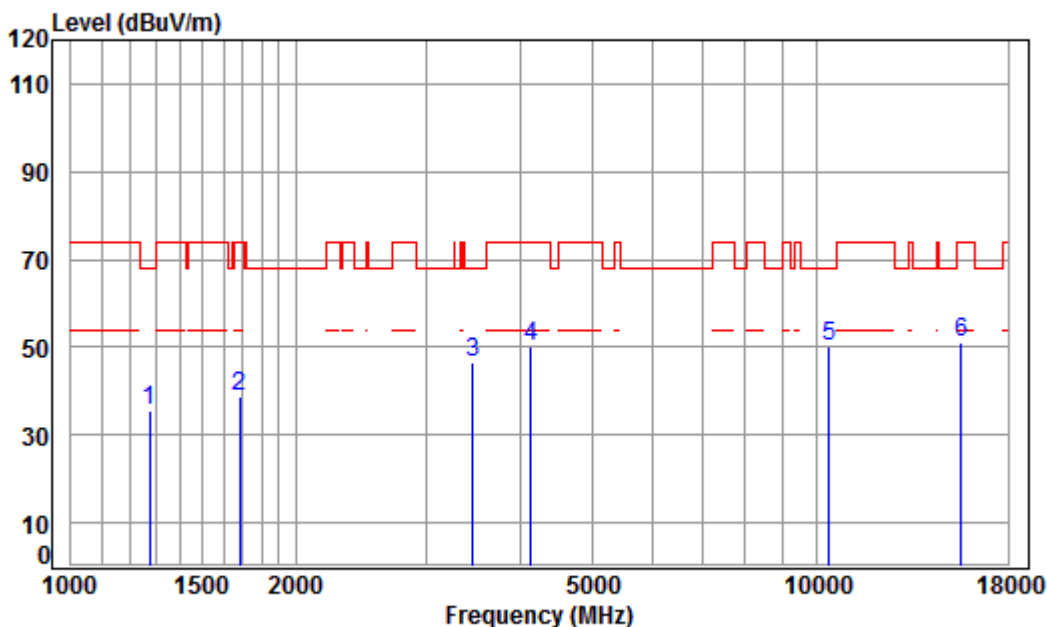
Mode : 5240 TX RSE

Note : 5G WIFI 11N20

	Freq	Cable Loss	Ant Factor	Preamp Factor	Read Level	Level	Limit	Over	Remark
	MHz	dB	dB/m	dB	dBuV	dBuV/m	dBuV/m	dB	
1	1234.909	4.55	24.74	38.70	44.66	35.25	74.00	-38.75	peak
2	1672.779	5.26	26.56	38.70	45.46	38.58	74.00	-35.42	peak
3	3386.297	6.36	31.53	37.93	46.53	46.49	68.20	-21.71	peak
4	pp 4443.453	7.50	33.50	38.15	47.44	50.29	68.20	-17.91	peak
5	10480.000	11.28	37.71	36.35	37.36	50.00	68.20	-18.20	peak
6	15720.000	14.57	40.83	37.99	32.78	50.19	74.00	-23.81	peak



Mode:c; Polarization:Horizontal; Modulation:802.11n; bandwidth:40MHz; Channel:Low



Condition: 3m HORIZONTAL

Job No : 03478CR

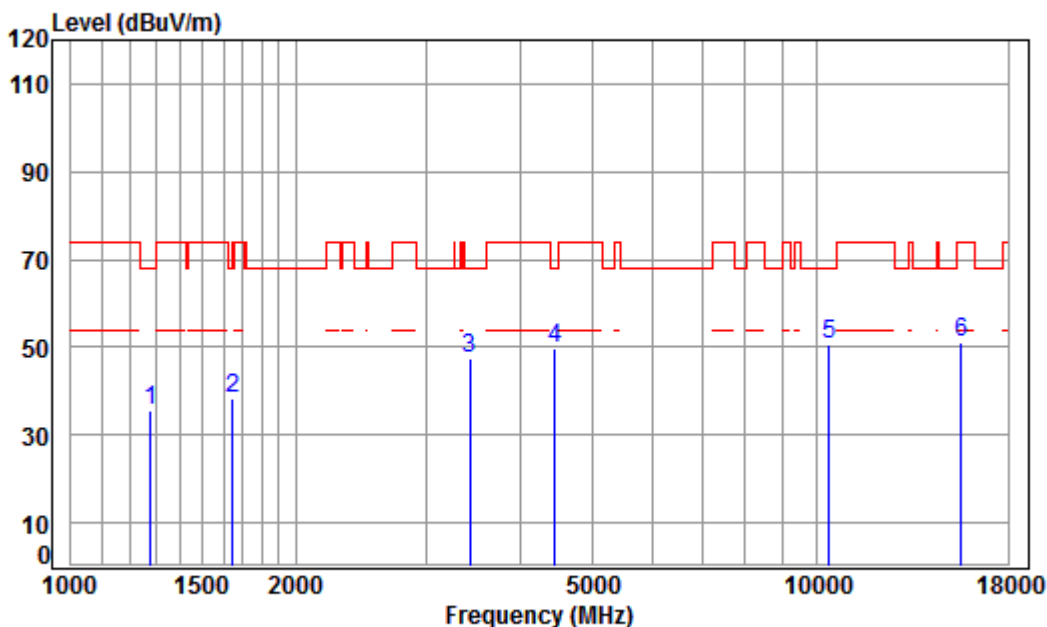
Mode : 5190 TX RSE

Note : 5G WIFI 11N40

	Freq	Cable Loss	Ant Factor	Preamplifier Factor	Read Level	Level	Limit	Over Limit	Remark
	MHz	dB	dB/m	dB	dBuV	dBuV/m	dBuV/m	dB	
1	1274.802	4.71	24.92	38.70	44.66	35.59	68.20	-32.61	peak
2	1682.477	5.25	26.60	38.70	45.49	38.64	74.00	-35.36	peak
3	3455.508	6.42	31.63	37.95	46.54	46.64	68.20	-21.56	peak
4	4133.699	7.14	32.95	38.11	48.28	50.26	74.00	-23.74	peak
5	pp10380.000	11.21	37.75	36.34	37.78	50.40	68.20	-17.80	peak
6	15570.000	14.35	40.74	38.10	33.98	50.97	74.00	-23.03	peak



Mode:c; Polarization:Vertical; Modulation:802.11n; bandwidth:40MHz; Channel:Low



Condition: 3m VERTICAL

Job No : 03478CR

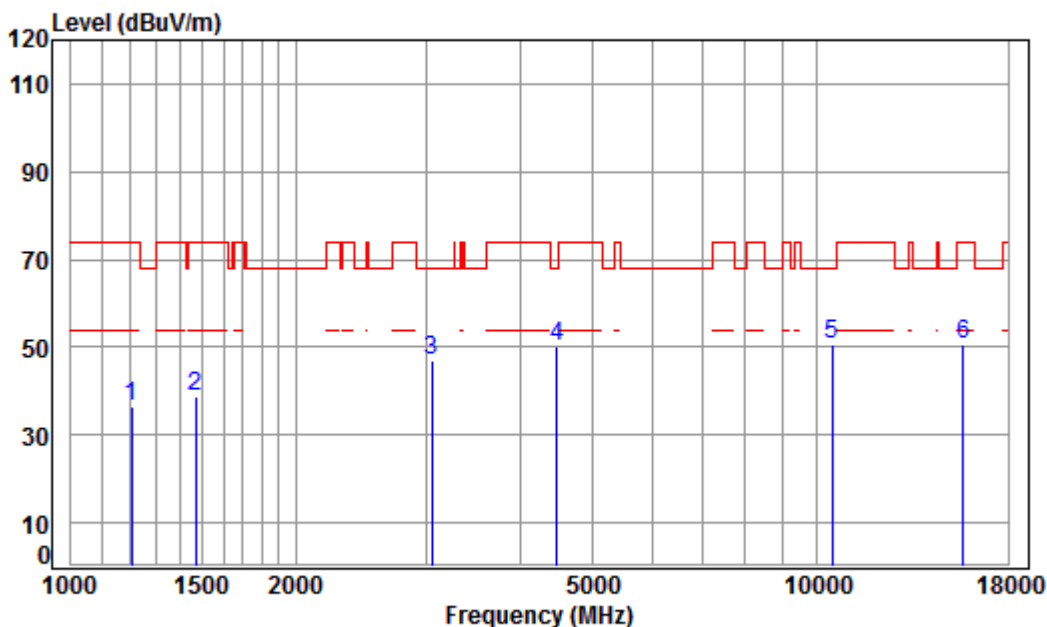
Mode : 5190 TX RSE

Note : 5G WIFI 11N40

	Freq	Cable Loss	Ant Factor	Preamplifier Factor	Read Level	Level	Limit	Over Limit	Remark
	MHz	dB	dB/m	dB	dBuV	dBuV/m	dBuV/m	dB	
1	1278.492	4.72	24.93	38.70	44.62	35.57	68.20	-32.63	peak
2	1648.778	5.29	26.46	38.70	45.27	38.32	68.20	-29.88	peak
3	3425.675	6.39	31.59	37.94	47.48	47.52	68.20	-20.68	peak
4	4456.315	7.51	33.53	38.15	47.05	49.94	68.20	-18.26	peak
5	pp10380.000	11.21	37.75	36.34	37.94	50.56	68.20	-17.64	peak
6	15570.000	14.35	40.74	38.10	34.09	51.08	74.00	-22.92	peak



Mode:c; Polarization:Horizontal; Modulation:802.11n; bandwidth:40MHz; Channel:High



Condition: 3m HORIZONTAL

Job No : 03478CR

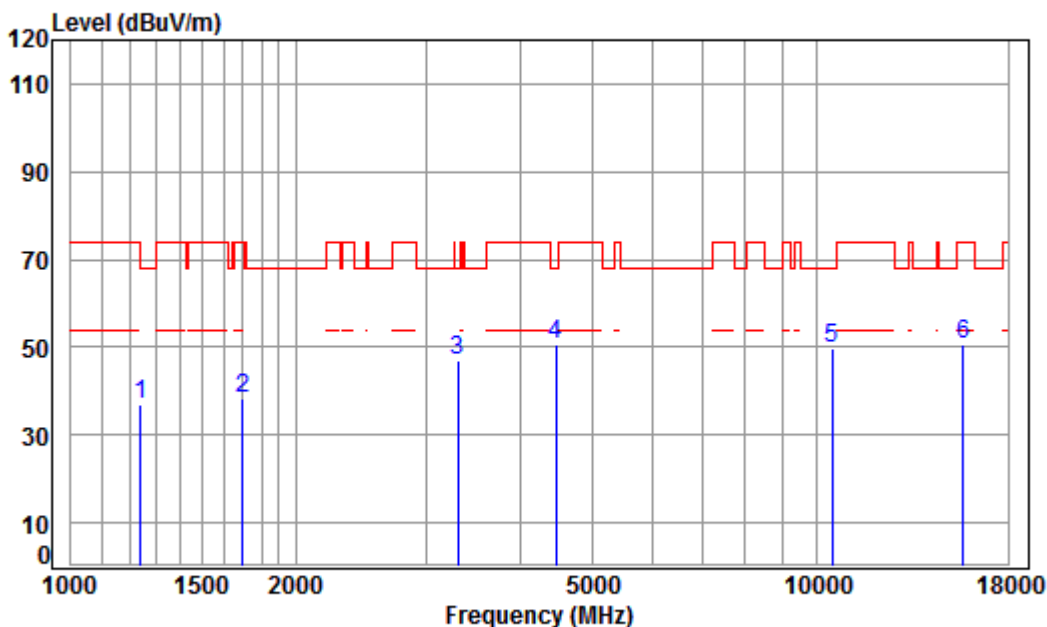
Mode : 5230 TX RSE

Note : 5G WIFI 11N40

	Freq	Cable Loss	Ant Factor	Preamplifier Factor	Read Level	Level	Limit	Over Limit	Remark
	MHz	dB	dB/m	dB	dBuV	dBuV/m	dBuV/m	dB	
1	1206.682	4.44	24.62	38.70	46.32	36.68	74.00	-37.32	peak
2	1468.761	5.38	25.69	38.70	46.26	38.63	74.00	-35.37	peak
3	3042.846	6.02	30.97	37.81	48.03	47.21	68.20	-20.99	peak
4	4482.150	7.54	33.57	38.15	47.11	50.07	68.20	-18.13	peak
5	pp10460.000	11.26	37.72	36.35	37.86	50.49	68.20	-17.71	peak
6	15690.000	14.53	40.82	38.01	33.45	50.79	74.00	-23.21	peak



Mode:c; Polarization:Vertical; Modulation:802.11n; bandwidth:40MHz; Channel:High



Condition: 3m VERTICAL

Job No : 03478CR

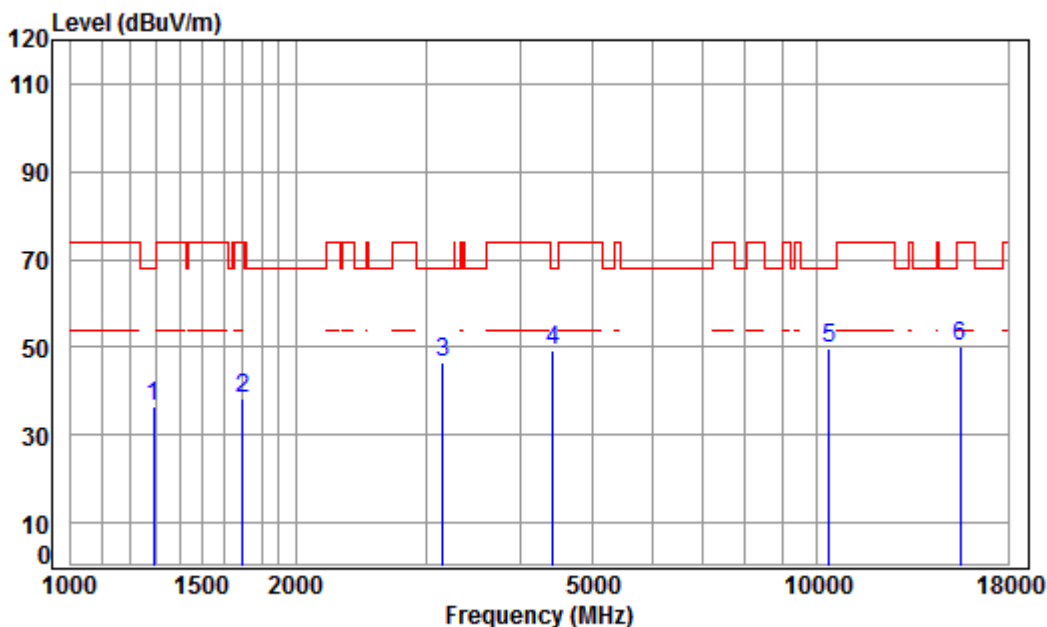
Mode : 5230 TX RSE

Note : 5G WIFI 11N40

	Freq	Cable Loss	Ant Factor	Preamp Factor	Read Level	Level	Limit	Over	Remark
	MHz	dB	dB/m	dB	dBuV	dBuV/m	dBuV/m	dB	
1	1238.483	4.57	24.76	38.70	46.20	36.83	74.00	-37.17	peak
2	1697.129	5.23	26.66	38.70	45.12	38.31	74.00	-35.69	peak
3	3299.344	6.28	31.39	37.90	47.37	47.14	68.20	-21.06	peak
4 pp	4469.214	7.53	33.55	38.15	47.88	50.81	68.20	-17.39	peak
5	10460.000	11.26	37.72	36.35	37.25	49.88	68.20	-18.32	peak
6	15690.000	14.53	40.82	38.01	33.44	50.78	74.00	-23.22	peak



Mode:c; Polarization:Horizontal; Modulation:802.11ac; bandwidth:20MHz; Channel:Low



Condition: 3m HORIZONTAL

Job No : 03478CR

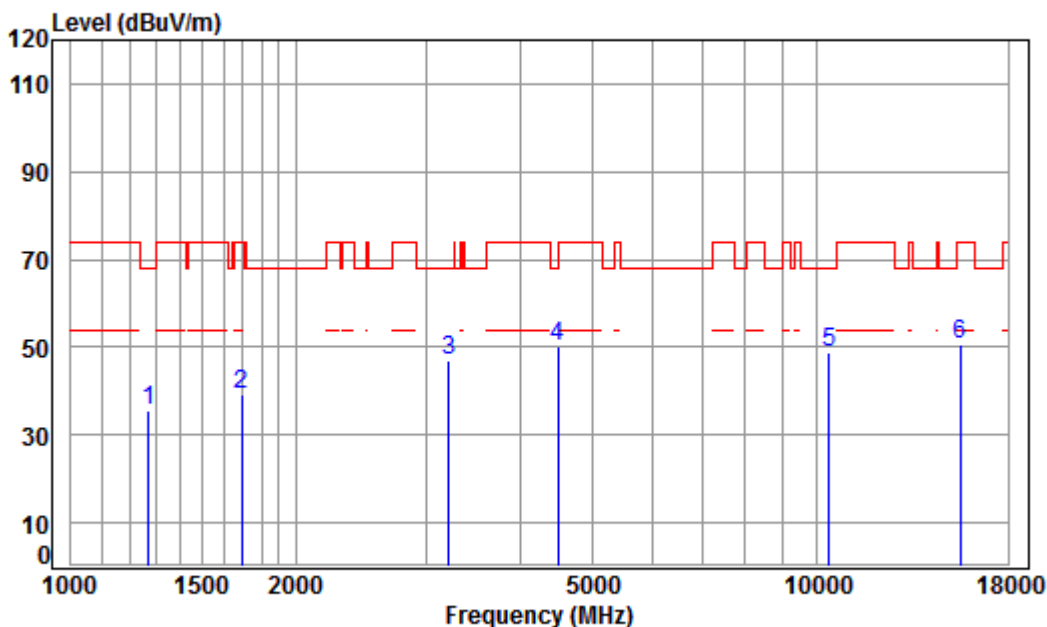
Mode : 5180 TX RSE

Note : 5G WIFI 11AC20

	Freq	Cable Loss	Ant Factor	Preamp Factor	Read Level	Level	Limit	Over	Remark
	MHz	dB	dB/m	dB	dBuV	dBuV/m	dBuV/m	dB	
1	1289.627	4.76	24.98	38.70	45.59	36.63	68.20	-31.57	peak
2	1697.129	5.23	26.66	38.70	45.16	38.35	74.00	-35.65	peak
3	3150.237	6.13	31.15	37.85	47.08	46.51	68.20	-21.69	peak
4	4417.841	7.47	33.46	38.14	46.44	49.23	68.20	-18.97	peak
5	pp10360.000	11.19	37.76	36.34	37.05	49.66	68.20	-18.54	peak
6	15540.000	14.30	40.72	38.12	33.20	50.10	74.00	-23.90	peak



Mode:c; Polarization:Vertical; Modulation:802.11ac; bandwidth:20MHz; Channel:Low



Condition: 3m VERTICAL

Job No : 03478CR

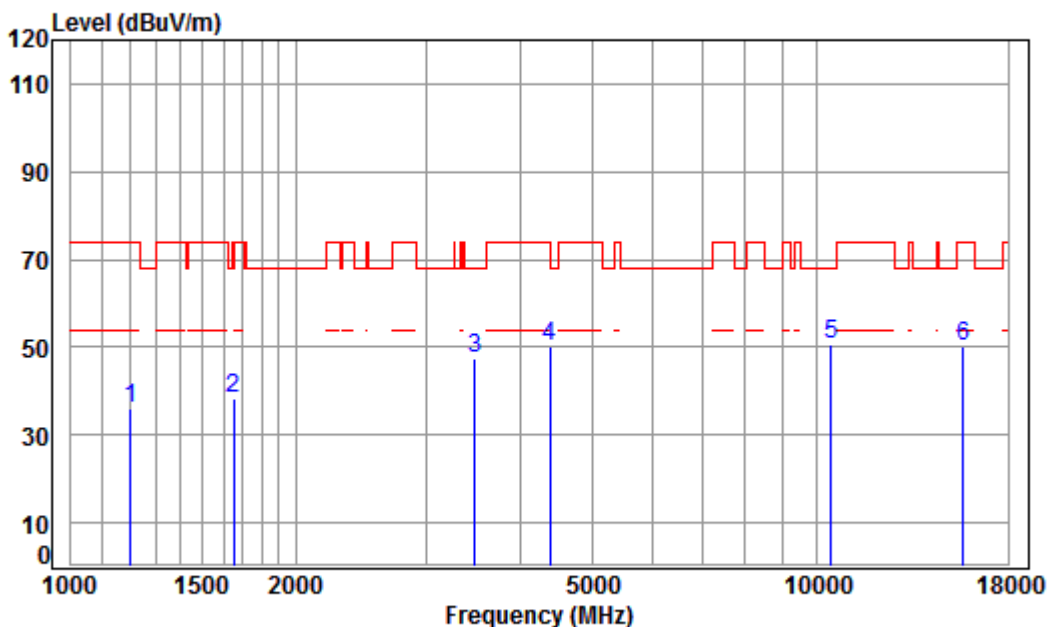
Mode : 5180 TX RSE

Note : 5G WIFI 11AC20

	Freq	Cable Loss	Ant Factor	Preamp Factor	Read Level	Level	Limit	Over	Remark
	MHz	dB	dB/m	dB	dBuV	dBuV/m	dBuV/m	dB	
1	1271.123	4.69	24.90	38.70	44.83	35.72	68.20	-32.48	peak
2	1692.231	5.24	26.64	38.70	46.02	39.20	74.00	-34.80	peak
3	3205.345	6.19	31.24	37.87	47.35	46.91	68.20	-21.29	peak
4 pp	4495.125	7.55	33.59	38.15	47.41	50.40	68.20	-17.80	peak
5	10360.000	11.19	37.76	36.34	36.08	48.69	68.20	-19.51	peak
6	15540.000	14.30	40.72	38.12	33.76	50.66	74.00	-23.34	peak



Mode:c; Polarization:Horizontal; Modulation:802.11ac; bandwidth:20MHz; Channel:middle



Condition: 3m HORIZONTAL

Job No : 03478CR

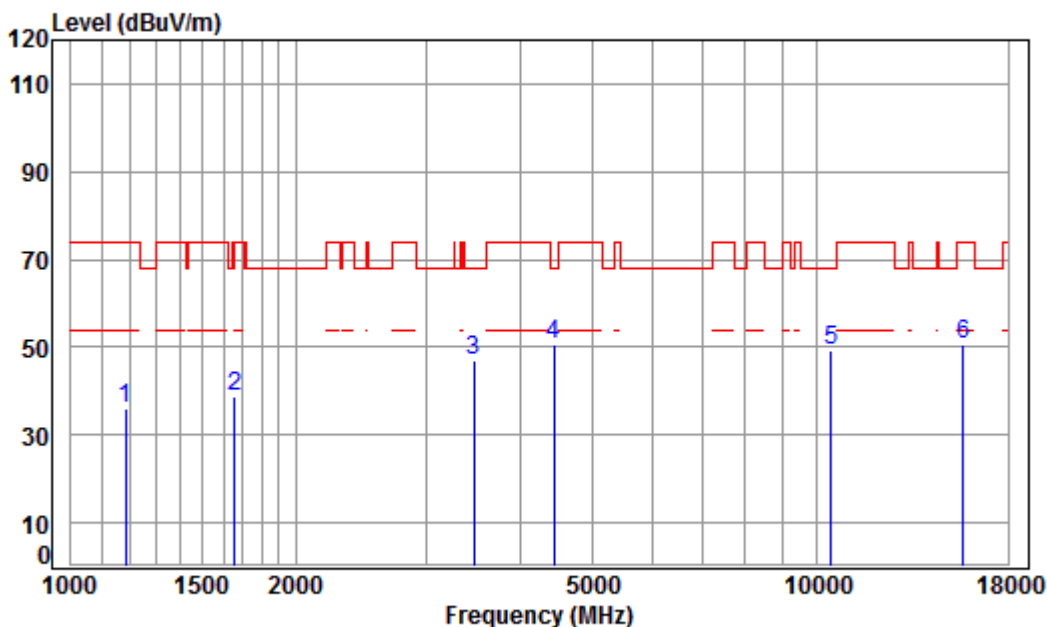
Mode : 5220 TX RSE

Note : 5G WIFI 11AC20

	Freq	Cable Loss	Ant Factor	Preamplifier Factor	Read Level	Level	Limit	Over Limit	Remark
	MHz	dB	dB/m	dB	dBuV	dBuV/m	dBuV/m	dB	
1	1203.199	4.43	24.60	38.70	45.86	36.19	74.00	-37.81	peak
2	1653.550	5.28	26.48	38.70	45.41	38.47	68.20	-29.73	peak
3	3475.541	6.44	31.66	37.95	47.16	47.31	68.20	-20.89	peak
4	4379.699	7.43	33.39	38.14	47.36	50.04	74.00	-23.96	peak
5	pp10440.000	11.25	37.72	36.35	38.03	50.65	68.20	-17.55	peak
6	15660.000	14.48	40.80	38.03	32.89	50.14	74.00	-23.86	peak



Mode:c; Polarization:Vertical; Modulation:802.11ac; bandwidth:20MHz; Channel:middle



Condition: 3m VERTICAL

Job No : 03478CR

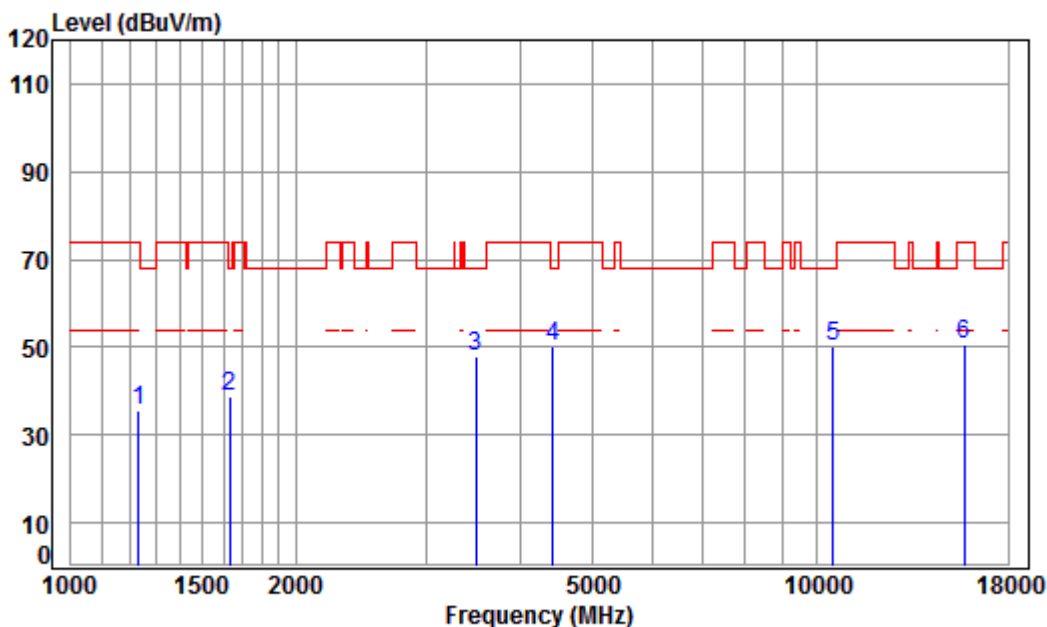
Mode : 5220 TX RSE

Note : 5G WIFI 11AC20

	Freq	Cable Loss	Ant Factor	Preamplifier Factor	Read Level	Level	Limit	Over Limit	Remark
	MHz	dB	dB/m	dB	dBuV	dBuV/m	dBuV/m	dB	
1	1185.936	4.36	24.53	38.70	45.86	36.05	74.00	-37.95	peak
2	1658.337	5.28	26.50	38.70	45.56	38.64	68.20	-29.56	peak
3	3465.510	6.43	31.65	37.95	46.85	46.98	68.20	-21.22	peak
4	pp 4443.453	7.50	33.50	38.15	47.67	50.52	68.20	-17.68	peak
5	10440.000	11.25	37.72	36.35	36.66	49.28	68.20	-18.92	peak
6	15660.000	14.48	40.80	38.03	33.18	50.43	74.00	-23.57	peak



Mode:c; Polarization:Horizontal; Modulation:802.11ac; bandwidth:20MHz; Channel:High



Condition: 3m HORIZONTAL

Job No : 03478CR

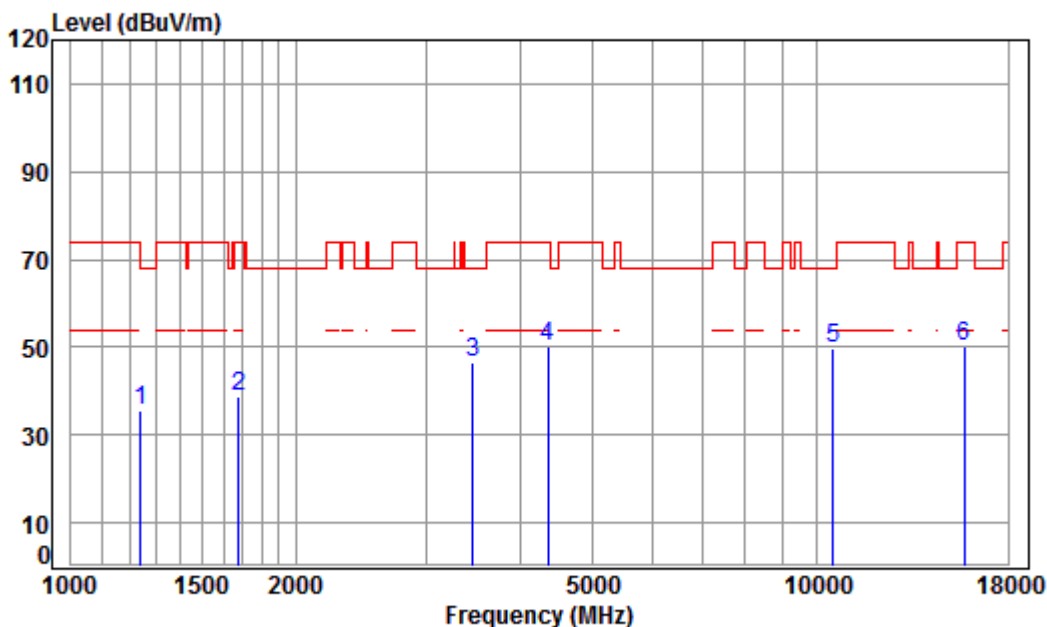
Mode : 5240 TX RSE

Note : 5G WIFI 11AC20

	Freq	Cable Loss	Ant Factor	Preamp Factor	Read Level	Level	Limit	Over	Remark
	MHz	dB	dB/m	dB	dBuV	dBuV/m	dBuV/m	dB	
1	1231.345	4.54	24.73	38.70	45.14	35.71	74.00	-38.29	peak
2	1629.825	5.31	26.38	38.70	45.80	38.79	68.20	-29.41	peak
3	3485.601	6.45	31.68	37.96	47.80	47.97	68.20	-20.23	peak
4	4417.841	7.47	33.46	38.14	47.42	50.21	68.20	-17.99	peak
5	pp10480.000	11.28	37.71	36.35	37.67	50.31	68.20	-17.89	peak
6	15720.000	14.57	40.83	37.99	33.13	50.54	74.00	-23.46	peak



Mode:c; Polarization:Vertical; Modulation:802.11ac; bandwidth:20MHz; Channel:High



Condition: 3m VERTICAL

Job No : 03478CR

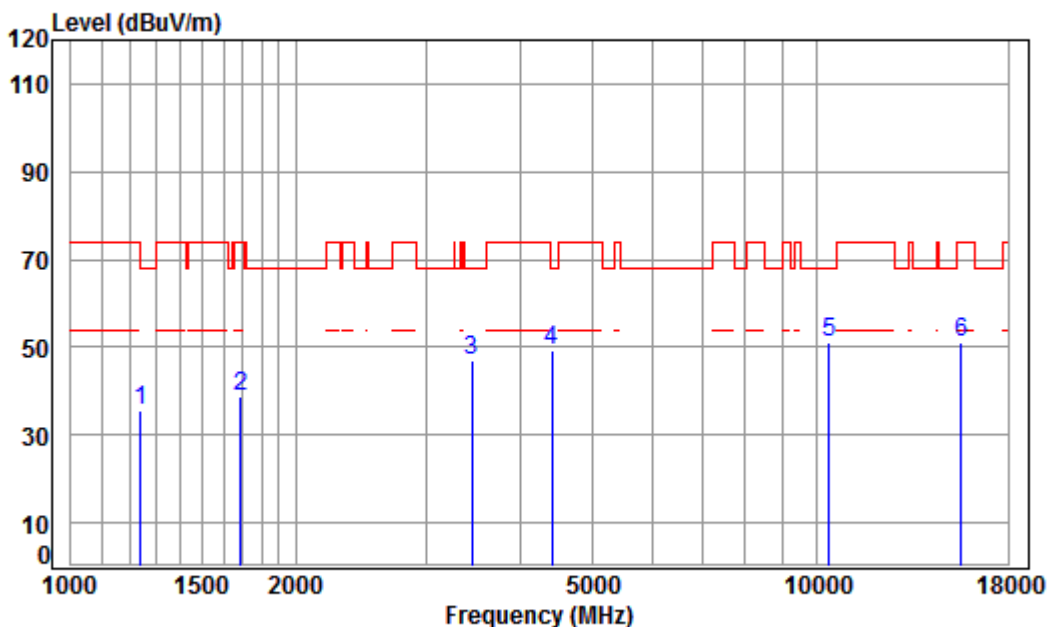
Mode : 5240 TX RSE

Note : 5G WIFI 11AC20

	Freq	Cable Loss	Ant Factor	Preamplifier Factor	Read Level	Level	Limit	Over Limit	Remark
	MHz	dB	dB/m	dB	dBuV	dBuV/m	dBuV/m	dB	
1	1238.483	4.57	24.76	38.70	44.83	35.46	74.00	-38.54	peak
2	1677.621	5.25	26.58	38.70	45.83	38.96	74.00	-35.04	peak
3	3455.508	6.42	31.63	37.95	46.40	46.50	68.20	-21.70	peak
4	4354.454	7.40	33.35	38.14	47.65	50.26	74.00	-23.74	peak
5	pp10480.000	11.28	37.71	36.35	37.21	49.85	68.20	-18.35	peak
6	15720.000	14.57	40.83	37.99	32.97	50.38	74.00	-23.62	peak



Mode:c; Polarization:Horizontal; Modulation:802.11ac; bandwidth:40MHz; Channel:Low



Condition: 3m HORIZONTAL

Job No : 03478CR

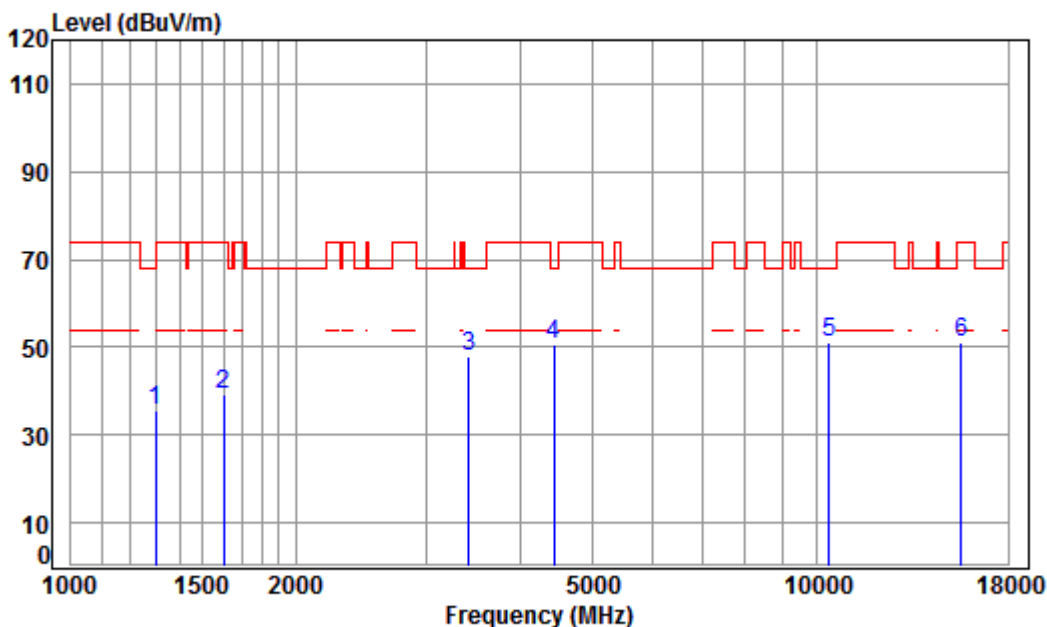
Mode : 5190 TX RSE

Note : 5G WIFI 11AC40

	Freq	Cable Loss	Ant Factor	Preamp Factor	Read Level	Level	Limit	Over	Remark
	MHz	dB	dB/m	dB	dBuV	dBuV/m	dBuV/m	dB	
1	1238.483	4.57	24.76	38.70	44.90	35.53	74.00	-38.47	peak
2	1687.347	5.24	26.62	38.70	45.49	38.65	74.00	-35.35	peak
3	3445.535	6.41	31.62	37.94	46.76	46.85	68.20	-21.35	peak
4	4405.090	7.46	33.44	38.14	46.72	49.48	68.20	-18.72	peak
5	pp10380.000	11.21	37.75	36.34	38.52	51.14	68.20	-17.06	peak
6	15570.000	14.35	40.74	38.10	33.94	50.93	74.00	-23.07	peak



Mode:c; Polarization:Vertical; Modulation:802.11ac; bandwidth:40MHz; Channel:Low



Condition: 3m VERTICAL

Job No : 03478CR

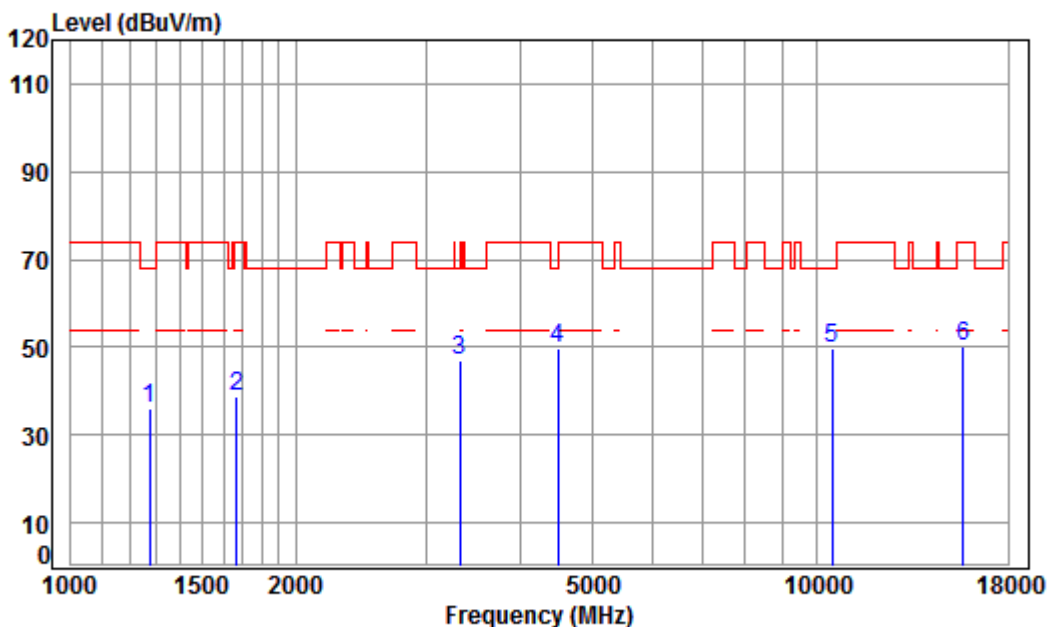
Mode : 5190 TX RSE

Note : 5G WIFI 11AC40

	Freq	Cable Loss	Ant Factor	Preamp Factor	Read Level	Level	Limit	Over	Remark
	MHz	dB	dB/m	dB	dBuV	dBuV/m	dBuV/m	dB	
1	1297.103	4.79	25.01	38.70	44.45	35.55	68.20	-32.65	peak
2	1601.804	5.35	26.26	38.70	46.29	39.20	74.00	-34.80	peak
3	3415.787	6.38	31.57	37.94	47.83	47.84	68.20	-20.36	peak
4	4443.453	7.50	33.50	38.15	47.73	50.58	68.20	-17.62	peak
5	pp10380.000	11.21	37.75	36.34	38.70	51.32	68.20	-16.88	peak
6	15570.000	14.35	40.74	38.10	34.13	51.12	74.00	-22.88	peak



Mode:c; Polarization:Horizontal; Modulation:802.11ac; bandwidth:40MHz; Channel:High



Condition: 3m HORIZONTAL

Job No : 03478CR

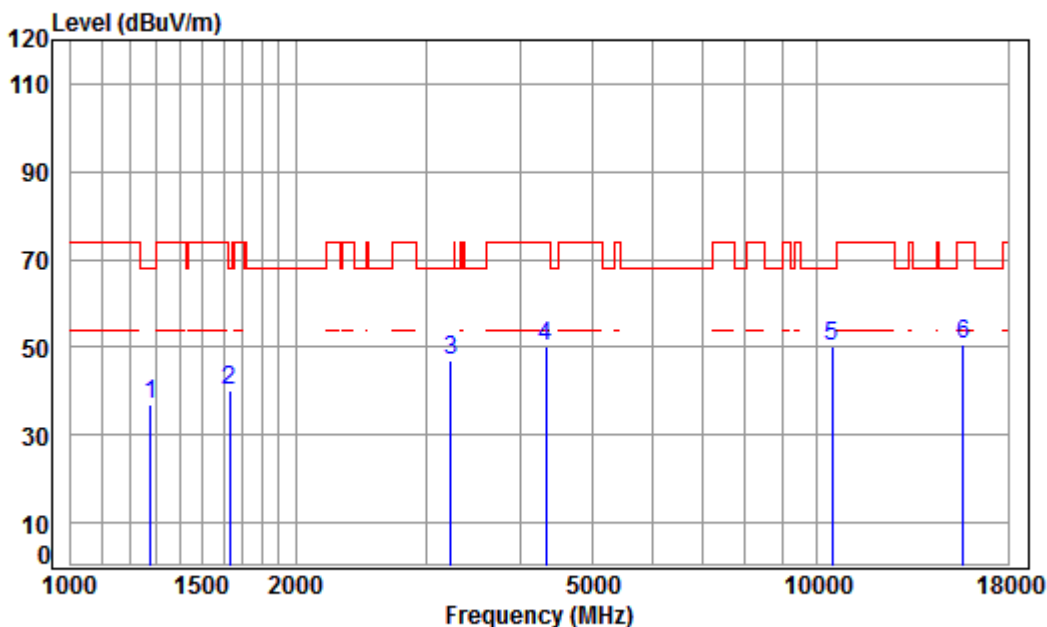
Mode : 5230 TX RSE

Note : 5G WIFI 11AC40

	Freq	Cable Loss	Ant Factor	Preamplifier Factor	Read Level	Level	Limit	Over Limit	Remark
	MHz	dB	dB/m	dB	dBuV	dBuV/m	dBuV/m	dB	
1	1274.802	4.71	24.92	38.70	45.07	36.00	68.20	-32.20	peak
2	1667.951	5.27	26.54	38.70	45.51	38.62	74.00	-35.38	peak
3	3318.471	6.29	31.42	37.91	46.99	46.79	68.20	-21.41	peak
4	4495.125	7.55	33.59	38.15	46.76	49.75	68.20	-18.45	peak
5	pp10460.000	11.26	37.72	36.35	37.29	49.92	68.20	-18.28	peak
6	15690.000	14.53	40.82	38.01	32.97	50.31	74.00	-23.69	peak



Mode:c; Polarization:Vertical; Modulation:802.11ac; bandwidth:40MHz; Channel:High



Condition: 3m VERTICAL

Job No : 03478CR

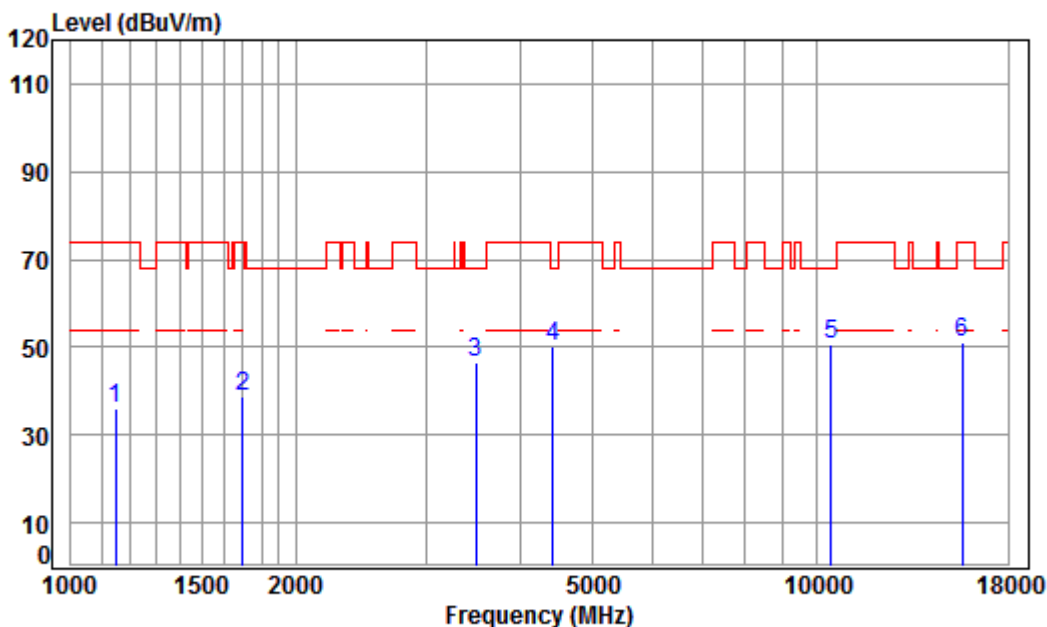
Mode : 5230 TX RSE

Note : 5G WIFI 11AC40

	Freq	Cable Loss	Ant Factor	Preamp Factor	Read Level	Level	Limit	Over	Remark
	MHz	dB	dB/m	dB	dBuV	dBuV/m	dBuV/m	dB	
1	1278.492	4.72	24.93	38.70	46.10	37.05	68.20	-31.15	peak
2	1629.825	5.31	26.38	38.70	47.27	40.26	68.20	-27.94	peak
3	3223.928	6.20	31.27	37.88	47.38	46.97	68.20	-21.23	peak
4	4329.354	7.37	33.30	38.14	47.77	50.30	74.00	-23.70	peak
5	pp10460.000	11.26	37.72	36.35	37.46	50.09	68.20	-18.11	peak
6	15690.000	14.53	40.82	38.01	33.41	50.75	74.00	-23.25	peak



Mode:c; Polarization:Horizontal; Modulation:802.11ac; bandwidth:80MHz; Channel:middle



Condition: 3m HORIZONTAL

Job No : 03478CR

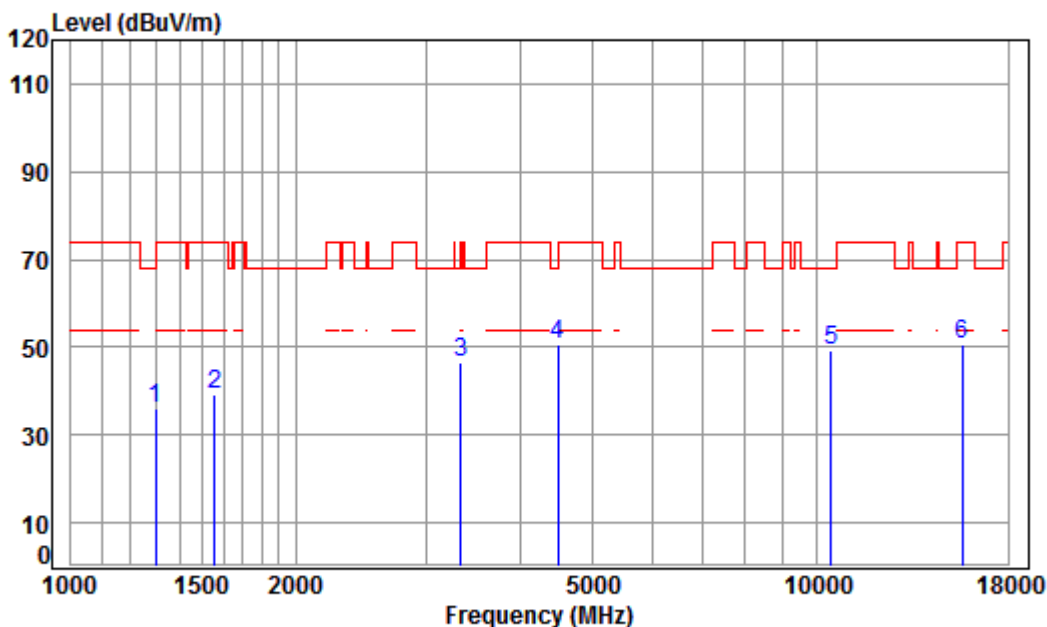
Mode : 5210 TX RSE

Note : 5G WIFI 11AC80

	Freq	Cable Loss	Ant Factor	Preamplifier Factor	Read Level	Level	Limit	Over Limit	Remark
	MHz	dB	dB/m	dB	dBuV	dBuV/m	dBuV/m	dB	
1	1148.823	4.21	24.35	38.70	46.29	36.15	74.00	-37.85	peak
2	1697.129	5.23	26.66	38.70	45.74	38.93	74.00	-35.07	peak
3	3485.601	6.45	31.68	37.96	46.54	46.71	68.20	-21.49	peak
4	4417.841	7.47	33.46	38.14	47.53	50.32	68.20	-17.88	peak
5	pp10420.000	11.24	37.73	36.34	37.83	50.46	68.20	-17.74	peak
6	15630.000	14.44	40.78	38.05	33.71	50.88	74.00	-23.12	peak



Mode:c; Polarization:Vertical; Modulation:802.11ac; bandwidth:80MHz; Channel:middle



Condition: 3m VERTICAL

Job No : 03478CR

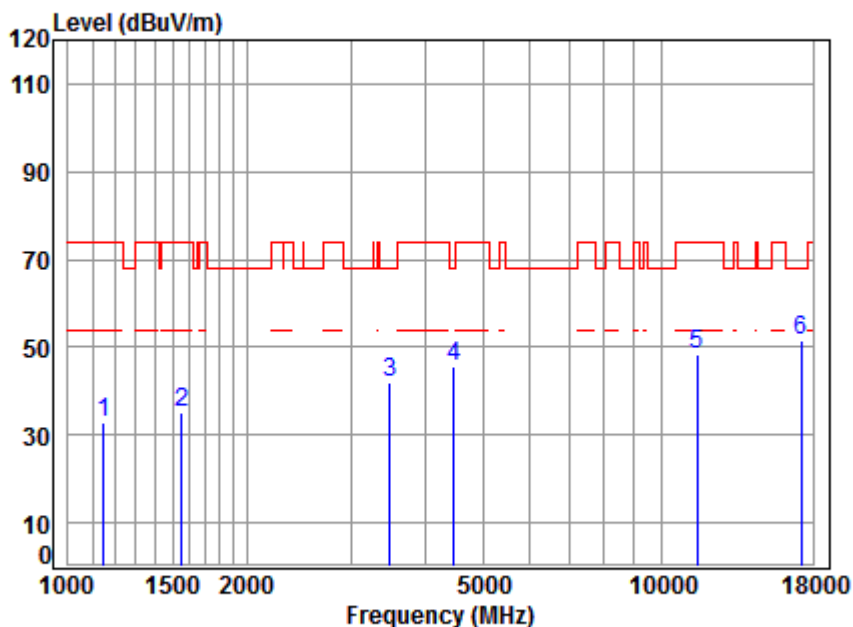
Mode : 5210 TX RSE

Note : 5G WIFI 11AC80

	Freq	Cable Loss	Ant Factor	Preamp Factor	Read Level	Level	Limit	Over	Remark
	MHz	dB	dB/m	dB	dBuV	dBuV/m	dBuV/m	dB	
1	1300.858	4.80	25.03	38.70	45.06	36.19	74.00	-37.81	peak
2	1560.673	5.40	26.08	38.70	46.66	39.44	74.00	-34.56	peak
3	3328.077	6.30	31.44	37.91	46.81	46.64	68.20	-21.56	peak
4 pp	4495.125	7.55	33.59	38.15	47.86	50.85	68.20	-17.35	peak
5	10420.000	11.24	37.73	36.34	36.83	49.46	68.20	-18.74	peak
6	15630.000	14.44	40.78	38.05	33.59	50.76	74.00	-23.24	peak



Mode:f; Polarization:Horizontal; Modulation:802.11a; bandwidth:20MHz; Channel:Low



Condition: 3m HORIZONTAL

Job No : 03478CR

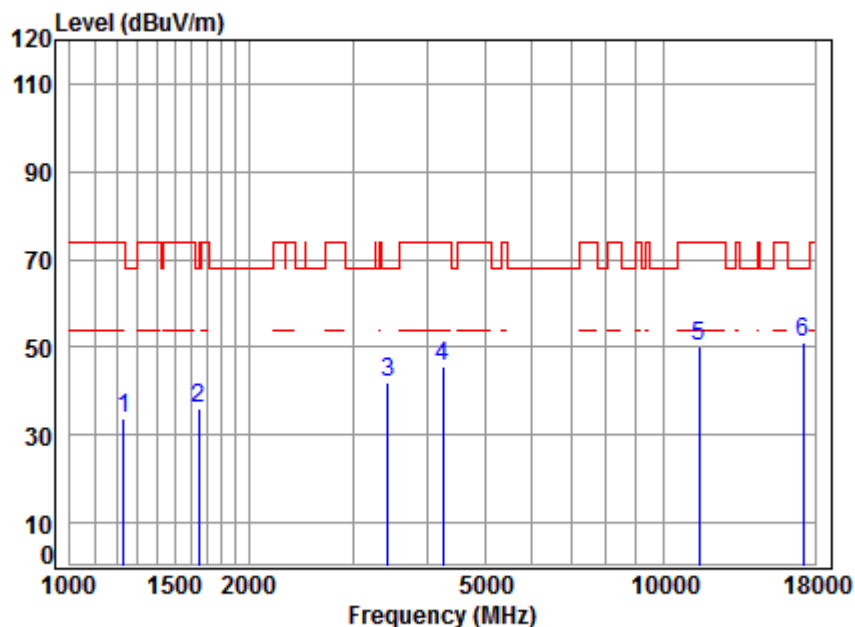
Mode : 5745 TX RSE

Note : 5G WIFI 11A

	Freq	Cable Loss	Ant Factor	Preamp Factor	Read Level	Level	Limit	Over	Remark
	MHz	dB	dB/m	dB	dBuV	dBuV/m	dBuV/m	dB	
1	1148.823	4.21	24.35	41.14	45.35	32.77	74.00	-41.23	peak
2	1551.677	5.41	26.04	41.44	44.99	35.00	74.00	-39.00	peak
3	3485.601	6.45	31.68	42.22	46.27	42.18	68.20	-26.02	peak
4	4469.214	7.53	33.55	42.41	46.91	45.58	68.20	-22.62	peak
5	11490.000	12.13	37.90	38.19	36.65	48.49	74.00	-25.51	peak
6	pp17235.000	16.18	42.74	40.48	33.32	51.76	68.20	-16.44	peak



Mode:f; Polarization:Vertical; Modulation:802.11a; bandwidth:20MHz; Channel:Low



Condition: 3m VERTICAL

Job No : 03478CR

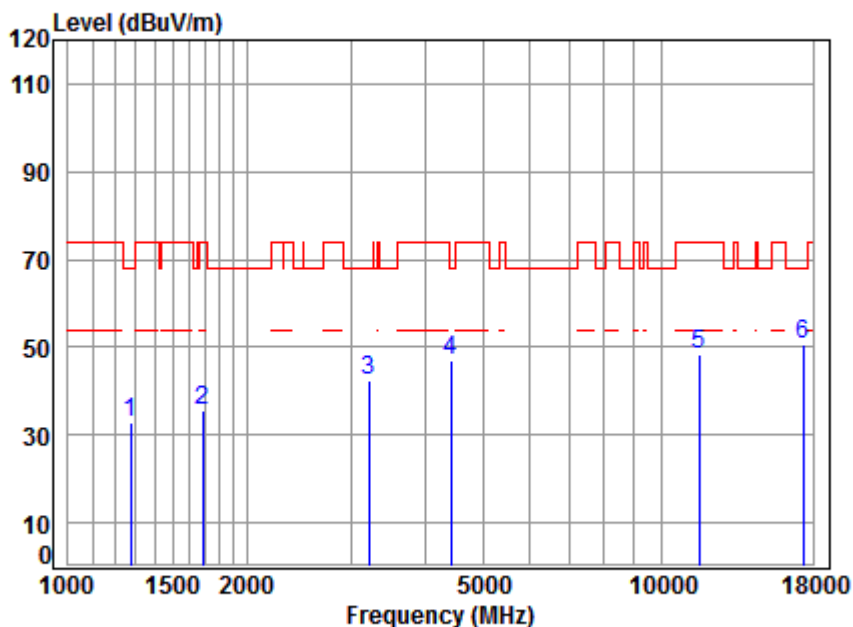
Mode : 5745 TX RSE

Note : 5G WIFI 11A

	Freq	Cable Loss	Ant Factor	Preamplifier Factor	Read Level	Level	Limit	Over Limit	Remark
	MHz	dB	dB/m	dB	dBuV	dBuV/m	dBuV/m	dB	
1	1231.345	4.54	24.73	41.21	45.63	33.69	74.00	-40.31	peak
2	1648.778	5.29	26.46	41.50	45.94	36.19	68.20	-32.01	peak
3	3435.590	6.40	31.60	42.21	46.35	42.14	68.20	-26.06	peak
4	4242.641	7.27	33.15	42.37	47.46	45.51	74.00	-28.49	peak
5	11490.000	12.13	37.90	38.19	38.40	50.24	74.00	-23.76	peak
6	17235.000	16.18	42.74	40.48	32.50	50.94	68.20	-17.26	peak



Mode:f; Polarization:Horizontal; Modulation:802.11a; bandwidth:20MHz; Channel:middle



Condition: 3m HORIZONTAL

Job No : 03478CR

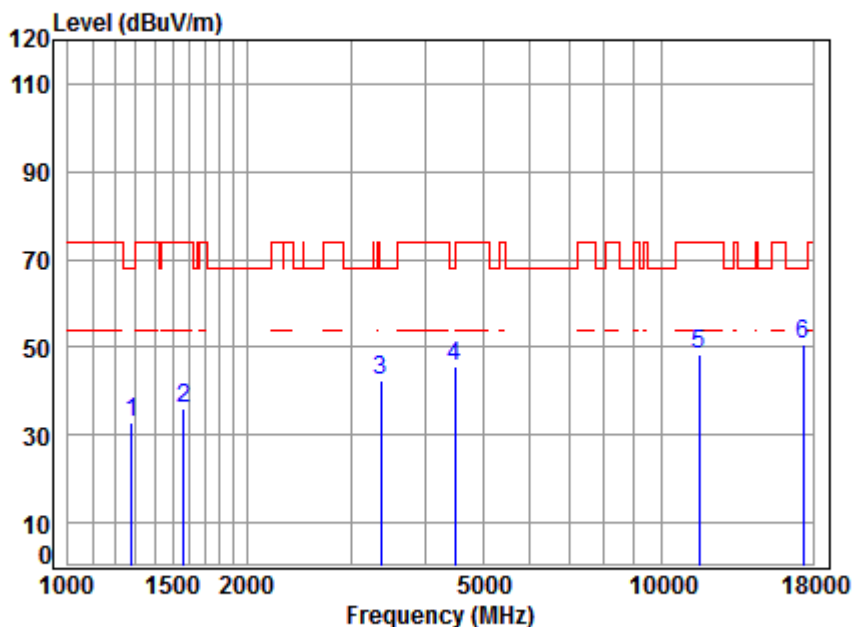
Mode : 5785 TX RSE

Note : 5G WIFI 11A

	Freq	Cable Loss	Ant Factor	Preamp Factor	Read Level	Level	Limit	Over	Remark
	MHz	dB	dB/m	dB	dBuV	dBuV/m	dBuV/m	dB	
1	1274.802	4.71	24.92	41.24	44.67	33.06	68.20	-35.14	peak
2	1687.347	5.24	26.62	41.52	45.21	35.55	74.00	-38.45	peak
3	3214.623	6.20	31.26	42.15	46.96	42.27	68.20	-25.93	peak
4	4417.841	7.47	33.46	42.40	48.46	46.99	68.20	-21.21	peak
5	11570.000	12.17	37.87	38.24	36.48	48.28	74.00	-25.72	peak
6	pp17355.000	15.92	42.81	40.58	32.57	50.72	68.20	-17.48	peak



Mode:f; Polarization:Vertical; Modulation:802.11a; bandwidth:20MHz; Channel:middle



Condition: 3m VERTICAL

Job No : 03478CR

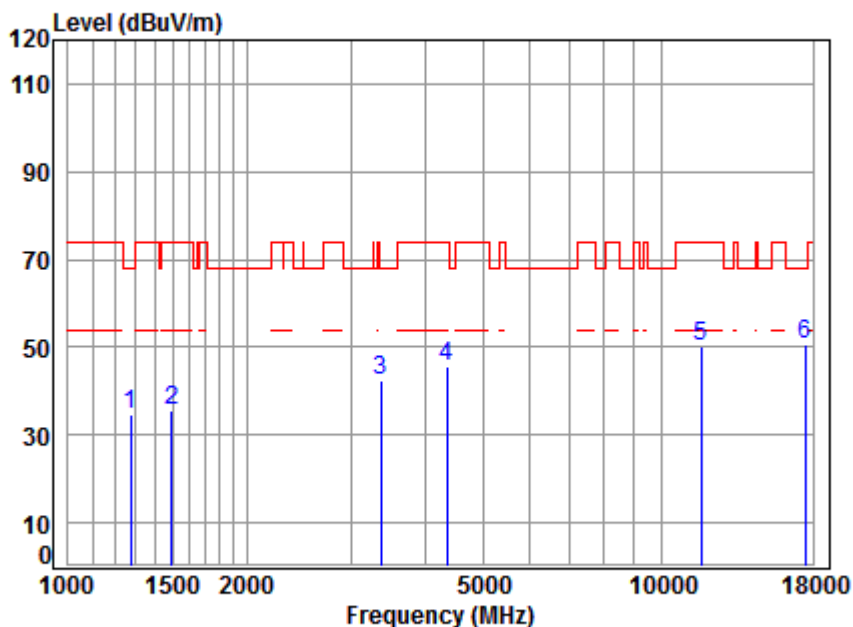
Mode : 5785 TX RSE

Note : 5G WIFI 11A

	Freq	Cable Loss	Ant Factor	Preamplifier Factor	Read Level	Level	Limit	Over Limit	Remark
	MHz	dB	dB/m	dB	dBuV	dBuV/m	dBuV/m	dB	
1	1282.193	4.73	24.95	41.25	44.65	33.08	68.20	-35.12	peak
2	1569.721	5.39	26.12	41.45	45.82	35.88	74.00	-38.12	peak
3	3366.778	6.34	31.50	42.19	46.57	42.22	68.20	-25.98	peak
4	4495.125	7.55	33.59	42.42	47.11	45.83	68.20	-22.37	peak
5	11570.000	12.17	37.87	38.24	36.58	48.38	74.00	-25.62	peak
6	17355.000	15.92	42.81	40.58	32.57	50.72	68.20	-17.48	peak



Mode:f; Polarization:Horizontal; Modulation:802.11a; bandwidth:20MHz; Channel:High



Condition: 3m HORIZONTAL

Job No : 03478CR

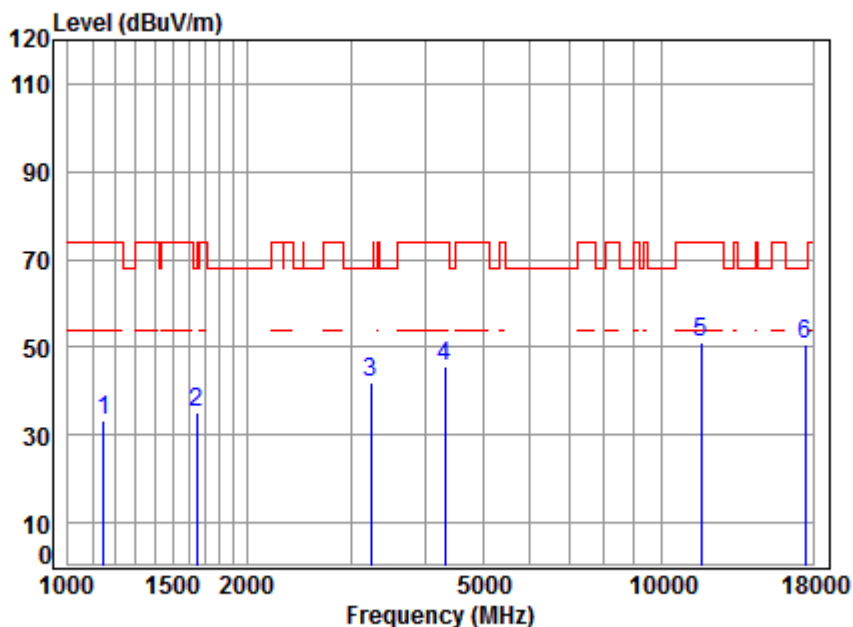
Mode : 5825 TX RSE

Note : 5G WIFI 11A

	Freq	Cable Loss	Ant Factor	Preamp Factor	Read Level	Level	Limit	Over	Remark
	MHz	dB	dB/m	dB	dBuV	dBuV/m	dBuV/m	dB	
1	1274.802	4.71	24.92	41.24	46.24	34.63	68.20	-33.57	peak
2	1494.455	5.46	25.78	41.40	45.81	35.65	74.00	-38.35	peak
3	3366.778	6.34	31.50	42.19	46.68	42.33	68.20	-25.87	peak
4	4354.454	7.40	33.35	42.39	47.40	45.76	74.00	-28.24	peak
5	11650.000	12.20	37.84	38.29	38.23	49.98	74.00	-24.02	peak
6	pp17475.000	15.65	42.89	40.68	32.99	50.85	68.20	-17.35	peak



Mode:f; Polarization:Vertical; Modulation:802.11a; bandwidth:20MHz; Channel:High



Condition: 3m VERTICAL

Job No : 03478CR

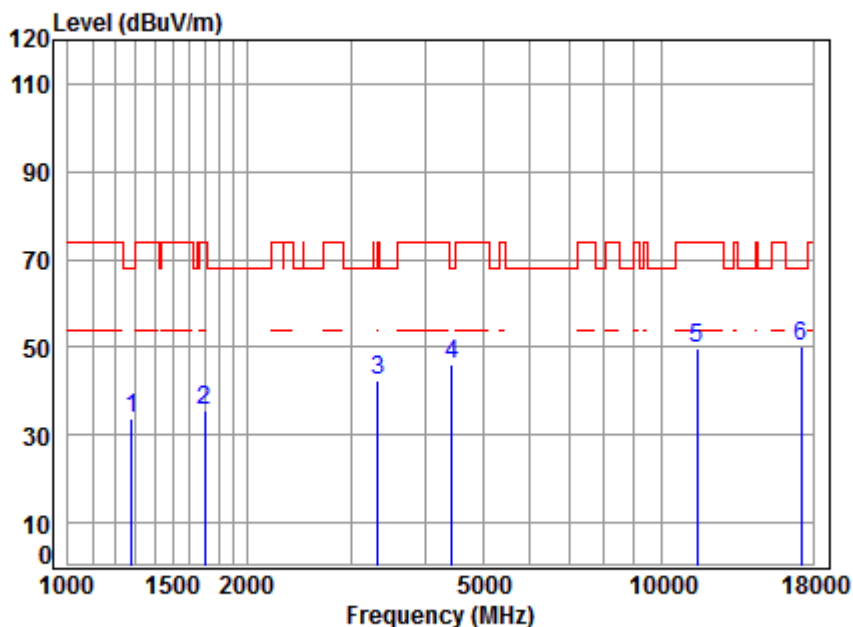
Mode : 5825 TX RSE

Note : 5G WIFI 11A

	Freq	Cable Loss	Ant Factor	Preamp Factor	Read Level	Level	Limit	Over	Remark
	MHz	dB	dB/m	dB	dBuV	dBuV/m	dBuV/m	dB	
1	1148.823	4.21	24.35	41.14	46.07	33.49	74.00	-40.51	peak
2	1648.778	5.29	26.46	41.50	44.97	35.22	68.20	-32.98	peak
3	3242.619	6.22	31.30	42.16	46.41	41.77	68.20	-26.43	peak
4	4316.859	7.36	33.28	42.38	47.39	45.65	74.00	-28.35	peak
5	11650.000	12.20	37.84	38.29	39.17	50.92	74.00	-23.08	peak
6	pp17475.000	15.65	42.89	40.68	32.73	50.59	68.20	-17.61	peak



Mode:f; Polarization:Horizontal; Modulation:802.11n; bandwidth:20MHz; Channel:Low



Condition: 3m HORIZONTAL

Job No : 03478CR

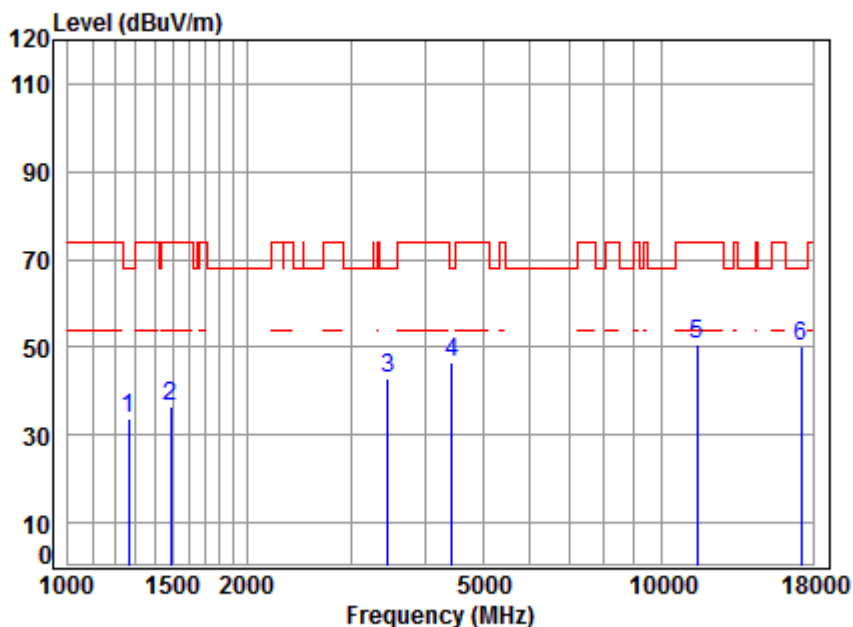
Mode : 5745 TX RSE

Note : 5G WIFI 11N20

	Freq	Cable Loss	Ant Factor	Preamp Factor	Read Level	Level	Limit	Over	Remark
	MHz	dB	dB/m	dB	dBuV	dBuV/m	dBuV/m	dB	
1	1282.193	4.73	24.95	41.25	45.26	33.69	68.20	-34.51	peak
2	1702.042	5.23	26.68	41.53	45.16	35.54	74.00	-38.46	peak
3	3328.077	6.30	31.44	42.18	46.87	42.43	68.20	-25.77	peak
4	4443.453	7.50	33.50	42.41	47.39	45.98	68.20	-22.22	peak
5	11490.000	12.13	37.90	38.19	37.71	49.55	74.00	-24.45	peak
6	pp17235.000	16.18	42.74	40.48	31.63	50.07	68.20	-18.13	peak



Mode:f; Polarization:Vertical; Modulation:802.11n; bandwidth:20MHz; Channel:Low



Condition: 3m VERTICAL

Job No : 03478CR

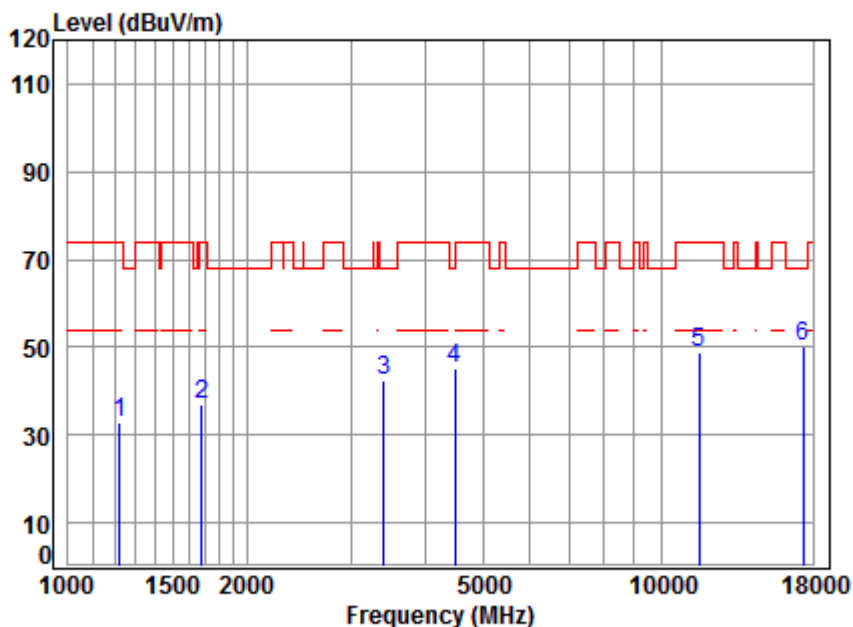
Mode : 5745 TX RSE

Note : 5G WIFI 11N20

	Freq	Cable Loss	Ant Factor	Preamplifier Factor	Read Level	Level	Limit	Over Limit	Remark
	MHz	dB	dB/m	dB	dBuV	dBuV/m	dBuV/m	dB	
1	1267.454	4.68	24.89	41.24	45.22	33.55	68.20	-34.65	peak
2	1490.142	5.45	25.76	41.40	46.69	36.50	74.00	-37.50	peak
3	3455.508	6.42	31.63	42.21	46.97	42.81	68.20	-25.39	peak
4	4430.628	7.48	33.48	42.41	47.92	46.47	68.20	-21.73	peak
5	11490.000	12.13	37.90	38.19	38.77	50.61	74.00	-23.39	peak
6	pp17235.000	16.18	42.74	40.48	31.65	50.09	68.20	-18.11	peak



Mode:f; Polarization:Horizontal; Modulation:802.11n; bandwidth:20MHz; Channel:middle



Condition: 3m HORIZONTAL

Job No : 03478CR

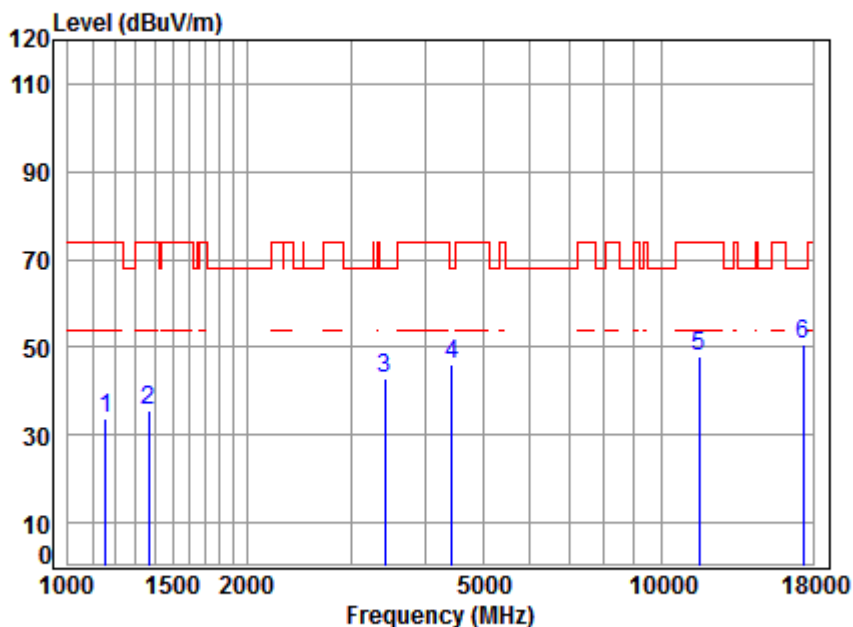
Mode : 5785 TX RSE

Note : 5G WIFI 11N20

	Freq	Cable Loss	Ant Factor	Preamp Factor	Read Level	Level	Limit	Over	Remark
	MHz	dB	dB/m	dB	dBuV	dBuV/m	dBuV/m	dB	
1	1224.247	4.51	24.70	41.20	44.99	33.00	74.00	-41.00	peak
2	1682.477	5.25	26.60	41.52	46.49	36.82	74.00	-37.18	peak
3	3405.929	6.38	31.56	42.20	46.50	42.24	68.20	-25.96	peak
4	4482.150	7.54	33.57	42.41	46.52	45.22	68.20	-22.98	peak
5	11570.000	12.17	37.87	38.24	37.05	48.85	74.00	-25.15	peak
6	pp17355.000	15.92	42.81	40.58	32.24	50.39	68.20	-17.81	peak



Mode:f; Polarization:Vertical; Modulation:802.11n; bandwidth:20MHz; Channel:middle



Condition: 3m VERTICAL

Job No : 03478CR

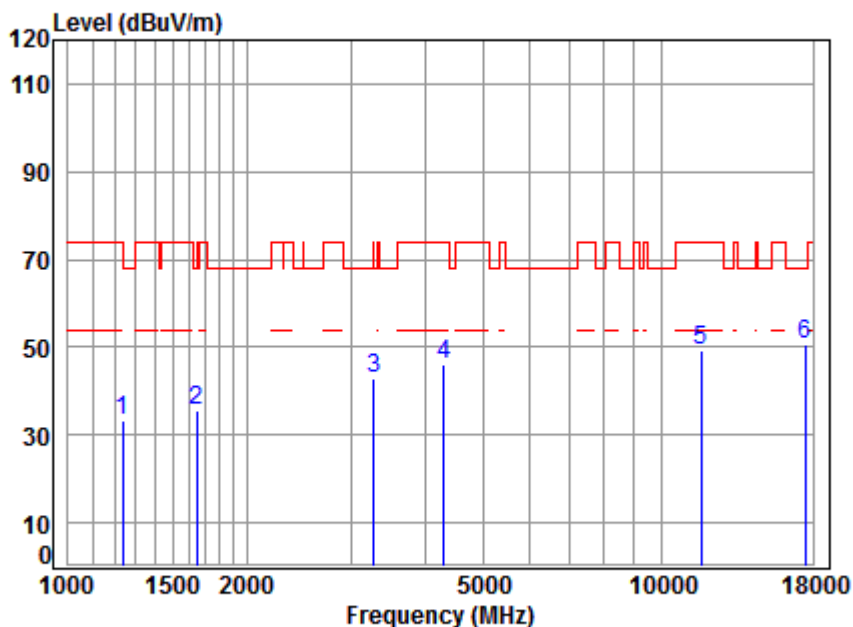
Mode : 5785 TX RSE

Note : 5G WIFI 11N20

	Freq	Cable Loss	Ant Factor	Preamplifier Factor	Read Level	Level	Limit	Over Limit	Remark
	MHz	dB	dB/m	dB	dBuV	dBuV/m	dBuV/m	dB	
1	1158.828	4.25	24.40	41.15	46.23	33.73	74.00	-40.27	peak
2	1366.374	5.04	25.29	41.31	46.67	35.69	74.00	-38.31	peak
3	3415.787	6.38	31.57	42.20	47.12	42.87	68.20	-25.33	peak
4	4430.628	7.48	33.48	42.41	47.42	45.97	68.20	-22.23	peak
5	11570.000	12.17	37.87	38.24	36.12	47.92	74.00	-26.08	peak
6	pp17355.000	15.92	42.81	40.58	32.65	50.80	68.20	-17.40	peak



Mode:f; Polarization:Horizontal; Modulation:802.11n; bandwidth:20MHz; Channel:High



Condition: 3m HORIZONTAL

Job No : 03478CR

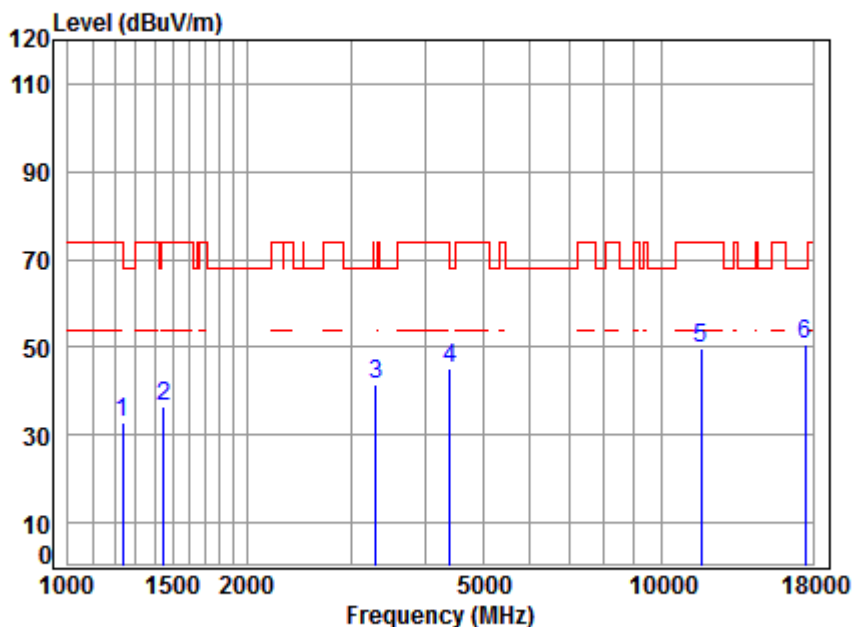
Mode : 5825 TX RSE

Note : 5G WIFI 11N20

	Freq	Cable Loss	Ant Factor	Preamplifier Factor	Read Level	Level	Limit	Over Limit	Remark
	MHz	dB	dB/m	dB	dBuV	dBuV/m	dBuV/m	dB	
1	1238.483	4.57	24.76	41.21	44.98	33.10	74.00	-40.90	peak
2	1648.778	5.29	26.46	41.50	45.23	35.48	68.20	-32.72	peak
3	3280.326	6.26	31.36	42.17	47.35	42.80	68.20	-25.40	peak
4	4304.400	7.34	33.26	42.38	47.79	46.01	74.00	-27.99	peak
5	11650.000	12.20	37.84	38.29	37.60	49.35	74.00	-24.65	peak
6	17475.000	15.65	42.89	40.68	32.57	50.43	68.20	-17.77	peak



Mode:f; Polarization:Vertical; Modulation:802.11n; bandwidth:20MHz; Channel:High



Condition: 3m VERTICAL

Job No : 03478CR

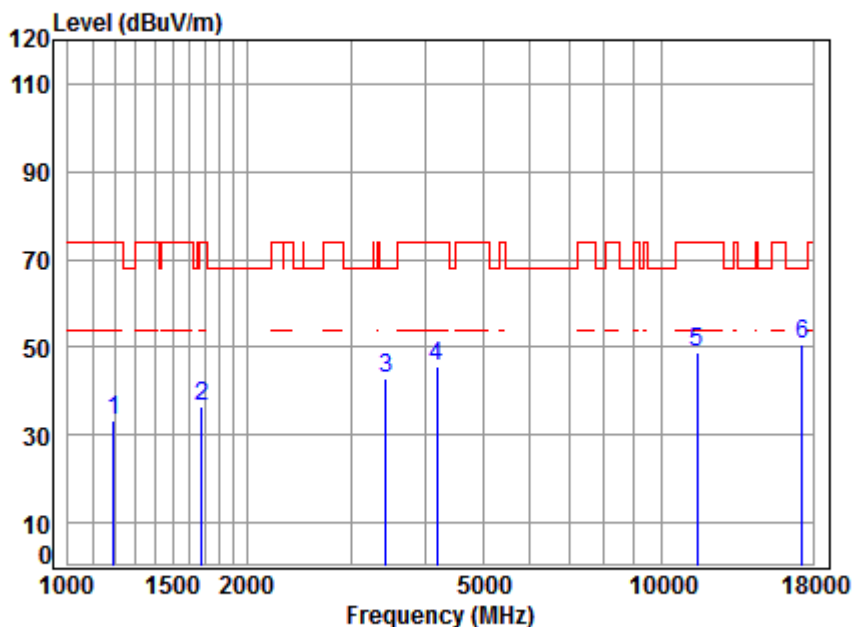
Mode : 5825 TX RSE

Note : 5G WIFI 11N20

	Freq	Cable Loss	Ant Factor	Preamplifier Factor	Read Level	Level	Limit	Over Limit	Remark
	MHz	dB	dB/m	dB	dBuV	dBuV/m	dBuV/m	dB	
1	1238.483	4.57	24.76	41.21	44.82	32.94	74.00	-41.06	peak
2	1451.878	5.32	25.62	41.37	46.80	36.37	74.00	-37.63	peak
3	3299.344	6.28	31.39	42.17	46.17	41.67	68.20	-26.53	peak
4	4405.090	7.46	33.44	42.40	46.88	45.38	68.20	-22.82	peak
5	11650.000	12.20	37.84	38.29	38.07	49.82	74.00	-24.18	peak
6	pp17475.000	15.65	42.89	40.68	32.84	50.70	68.20	-17.50	peak



Mode:f; Polarization:Horizontal; Modulation:802.11n; bandwidth:40MHz; Channel:Low



Condition: 3m HORIZONTAL

Job No : 03478CR

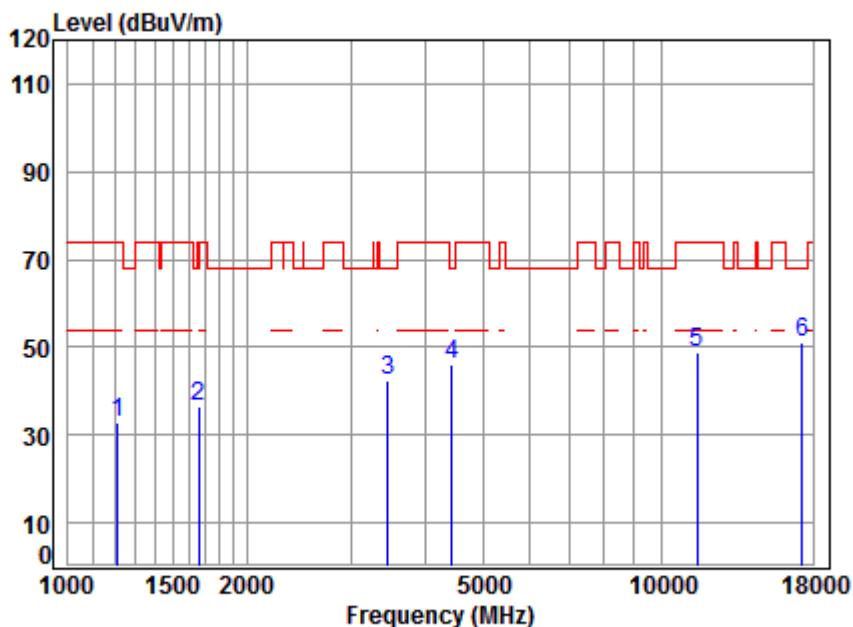
Mode : 5755 TX RSE

Note : 5G WIFI 11N40

	Freq	Cable Loss	Ant Factor	Preamp Factor	Read Level	Level	Limit	Over	Remark
	MHz	dB	dB/m	dB	dBuV	dBuV/m	dBuV/m	dB	
1	1192.811	4.39	24.56	41.18	45.36	33.13	74.00	-40.87	peak
2	1677.621	5.25	26.58	41.52	46.13	36.44	74.00	-37.56	peak
3	3435.590	6.40	31.60	42.21	46.92	42.71	68.20	-25.49	peak
4	4181.768	7.20	33.04	42.36	47.87	45.75	74.00	-28.25	peak
5	11510.000	12.14	37.90	38.20	37.20	49.04	74.00	-24.96	peak
6	pp17265.000	16.12	42.76	40.51	32.40	50.77	68.20	-17.43	peak



Mode:f; Polarization:Vertical; Modulation:802.11n; bandwidth:40MHz; Channel:Low



Condition: 3m VERTICAL

Job No : 03478CR

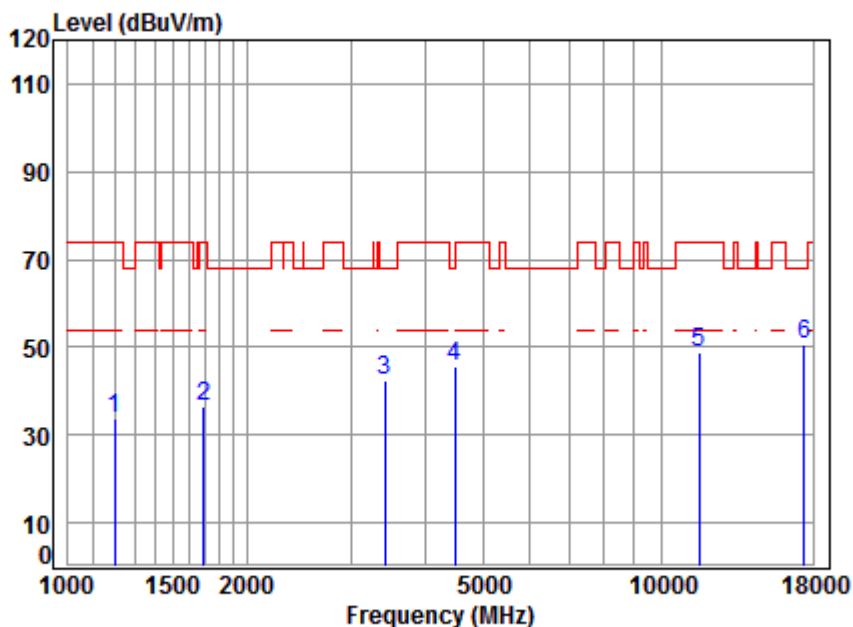
Mode : 5755 TX RSE

Note : 5G WIFI 11N40

	Freq	Cable Loss	Ant Factor	Preamplifier Factor	Read Level	Level	Limit	Over Limit	Remark
	MHz	dB	dB/m	dB	dBuV	dBuV/m	dBuV/m	dB	
1	1210.174	4.46	24.64	41.19	44.92	32.83	74.00	-41.17	peak
2	1658.337	5.28	26.50	41.51	46.32	36.59	68.20	-31.61	peak
3	3465.510	6.43	31.65	42.21	46.45	42.32	68.20	-25.88	peak
4	4430.628	7.48	33.48	42.41	47.53	46.08	68.20	-22.12	peak
5	11510.000	12.14	37.90	38.20	37.11	48.95	74.00	-25.05	peak
6	17265.000	16.12	42.76	40.51	32.52	50.89	68.20	-17.31	peak



Mode:f; Polarization:Horizontal; Modulation:802.11n; bandwidth:40MHz; Channel:High



Condition: 3m HORIZONTAL

Job No : 03478CR

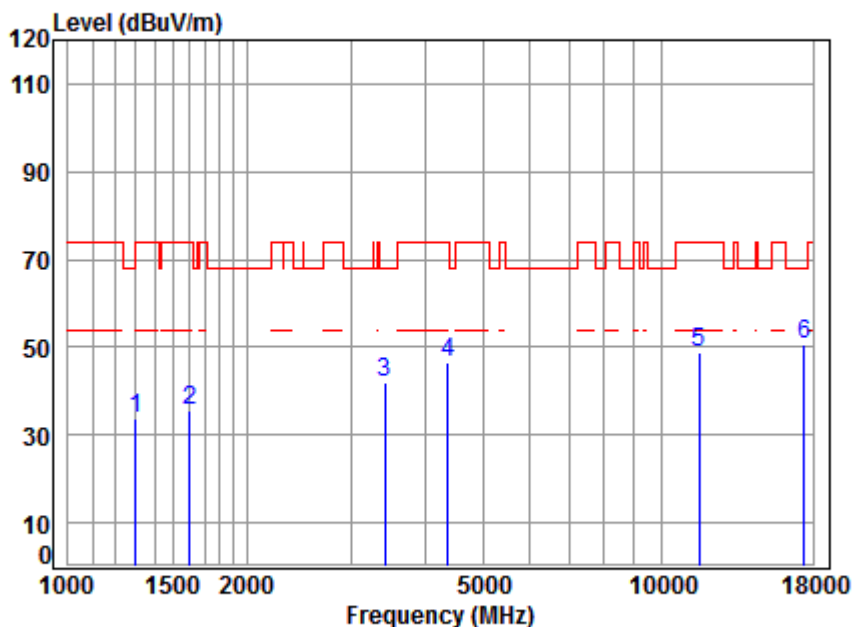
Mode : 5795 TX RSE

Note : 5G WIFI 11N40

	Freq	Cable Loss	Ant Factor	Preamp Factor	Read Level	Level	Limit	Over	Remark
	MHz	dB	dB/m	dB	dBuV	dBuV/m	dBuV/m	dB	
1	1196.264	4.40	24.57	41.18	45.78	33.57	74.00	-40.43	peak
2	1692.231	5.24	26.64	41.53	46.13	36.48	74.00	-37.52	peak
3	3415.787	6.38	31.57	42.20	46.82	42.57	68.20	-25.63	peak
4	4495.125	7.55	33.59	42.42	46.90	45.62	68.20	-22.58	peak
5	11590.000	12.17	37.86	38.25	37.10	48.88	74.00	-25.12	peak
6	pp17385.000	15.85	42.83	40.60	32.38	50.46	68.20	-17.74	peak



Mode:f; Polarization:Vertical; Modulation:802.11n; bandwidth:40MHz; Channel:High



Condition: 3m VERTICAL

Job No : 03478CR

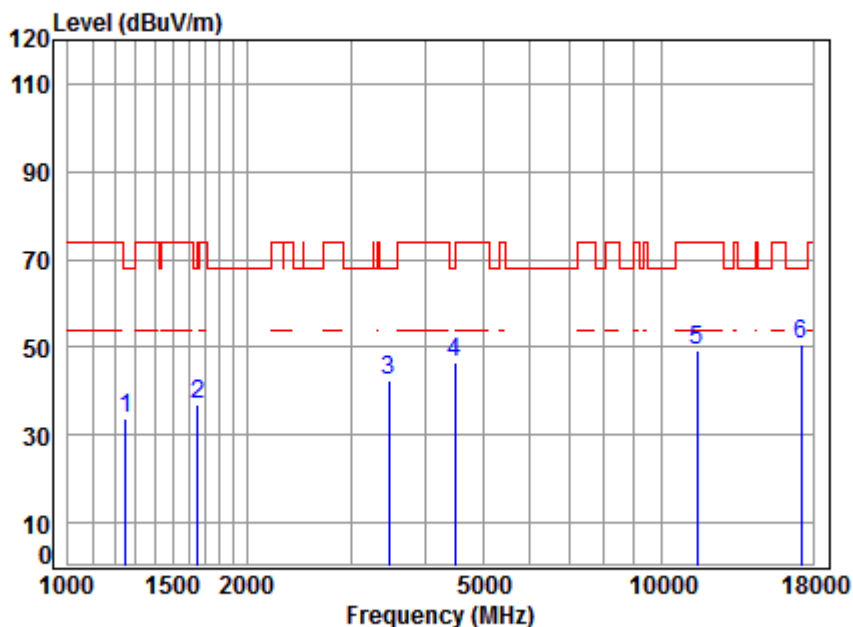
Mode : 5795 TX RSE

Note : 5G WIFI 11N40

	Freq	Cable Loss	Ant Factor	Preamplifier Factor	Read Level	Level	Limit	Over Limit	Remark
	MHz	dB	dB/m	dB	dBuV	dBuV/m	dBuV/m	dB	
1	1300.858	4.80	25.03	41.26	45.04	33.61	74.00	-40.39	peak
2	1601.804	5.35	26.26	41.47	45.39	35.53	74.00	-38.47	peak
3	3415.787	6.38	31.57	42.20	46.24	41.99	68.20	-26.21	peak
4	4367.058	7.41	33.37	42.39	48.06	46.45	74.00	-27.55	peak
5	11590.000	12.17	37.86	38.25	36.90	48.68	74.00	-25.32	peak
6	pp17385.000	15.85	42.83	40.60	32.50	50.58	68.20	-17.62	peak



Mode:f; Polarization:Horizontal; Modulation:802.11ac; bandwidth:20MHz; Channel:Low



Condition: 3m HORIZONTAL

Job No : 03478CR

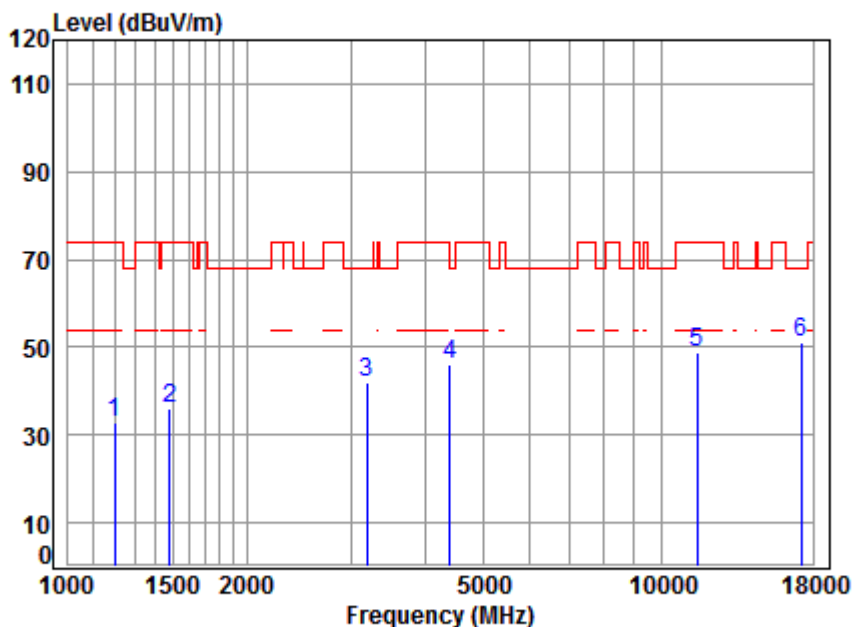
Mode : 5745 TX RSE

Note : 5G WIFI 11AC20

	Freq	Cable Loss	Ant Factor	Preamp Factor	Read Level	Level	Limit	Over	Remark
	MHz	dB	dB/m	dB	dBuV	dBuV/m	dBuV/m	dB	
1	1252.885	4.62	24.82	41.23	45.56	33.77	68.20	-34.43	peak
2	1653.550	5.28	26.48	41.50	46.59	36.85	68.20	-31.35	peak
3	3475.541	6.44	31.66	42.22	46.39	42.27	68.20	-25.93	peak
4	4482.150	7.54	33.57	42.41	47.72	46.42	68.20	-21.78	peak
5	11490.000	12.13	37.90	38.19	37.25	49.09	74.00	-24.91	peak
6	pp17235.000	16.18	42.74	40.48	32.37	50.81	68.20	-17.39	peak



Mode:f; Polarization:Vertical; Modulation:802.11ac; bandwidth:20MHz; Channel:Low



Condition: 3m VERTICAL

Job No : 03478CR

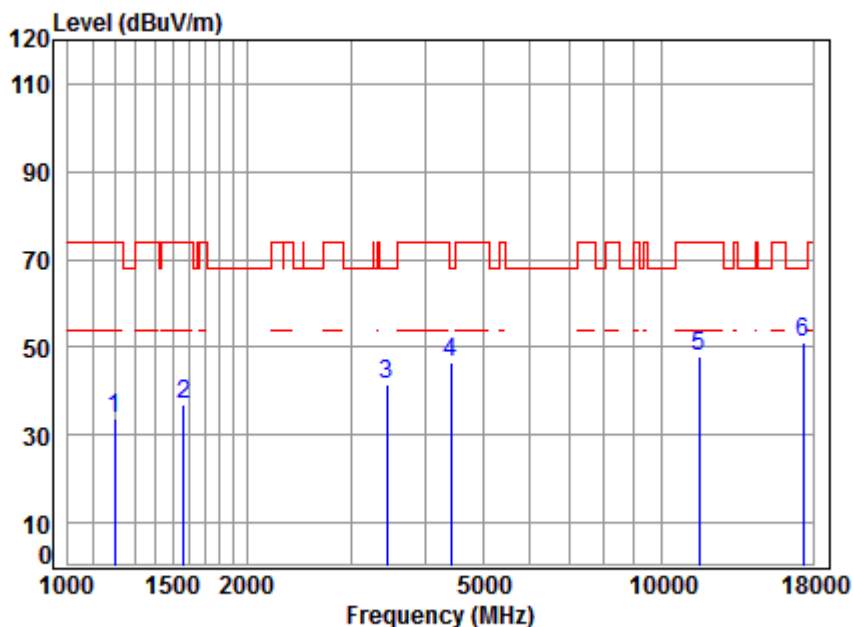
Mode : 5745 TX RSE

Note : 5G WIFI 11AC20

	Freq	Cable Loss	Ant Factor	Preamplifier Factor	Read Level	Level	Limit	Over Limit	Remark
	MHz	dB	dB/m	dB	dBuV	dBuV/m	dBuV/m	dB	
1	1196.264	4.40	24.57	41.18	45.21	33.00	74.00	-41.00	peak
2	1485.841	5.43	25.75	41.40	46.48	36.26	74.00	-37.74	peak
3	3186.869	6.17	31.21	42.15	46.54	41.77	68.20	-26.43	peak
4	4405.090	7.46	33.44	42.40	47.58	46.08	68.20	-22.12	peak
5	11490.000	12.13	37.90	38.19	36.88	48.72	74.00	-25.28	peak
6	pp17235.000	16.18	42.74	40.48	32.45	50.89	68.20	-17.31	peak



Mode:f; Polarization:Horizontal; Modulation:802.11ac; bandwidth:20MHz; Channel:middle



Condition: 3m HORIZONTAL

Job No : 03478CR

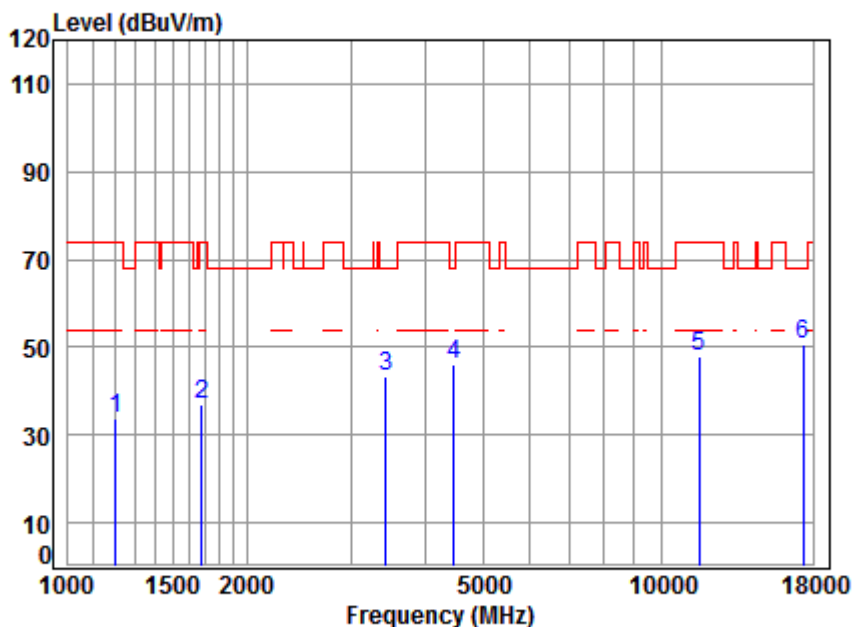
Mode : 5785 TX RSE

Note : 5G WIFI 11AC20

	Freq	Cable Loss	Ant Factor	Preamplifier Factor	Read Level	Level	Limit	Over Limit	Remark
	MHz	dB	dB/m	dB	dBuV	dBuV/m	dBuV/m	dB	
1	1196.264	4.40	24.57	41.18	45.83	33.62	74.00	-40.38	peak
2	1569.721	5.39	26.12	41.45	46.67	36.73	74.00	-37.27	peak
3	3445.535	6.41	31.62	42.21	45.92	41.74	68.20	-26.46	peak
4	4417.841	7.47	33.46	42.40	47.98	46.51	68.20	-21.69	peak
5	11570.000	12.17	37.87	38.24	36.27	48.07	74.00	-25.93	peak
6	17355.000	15.92	42.81	40.58	32.74	50.89	68.20	-17.31	peak



Mode:f; Polarization:Vertical; Modulation:802.11ac; bandwidth:20MHz; Channel:middle



Condition: 3m VERTICAL

Job No : 03478CR

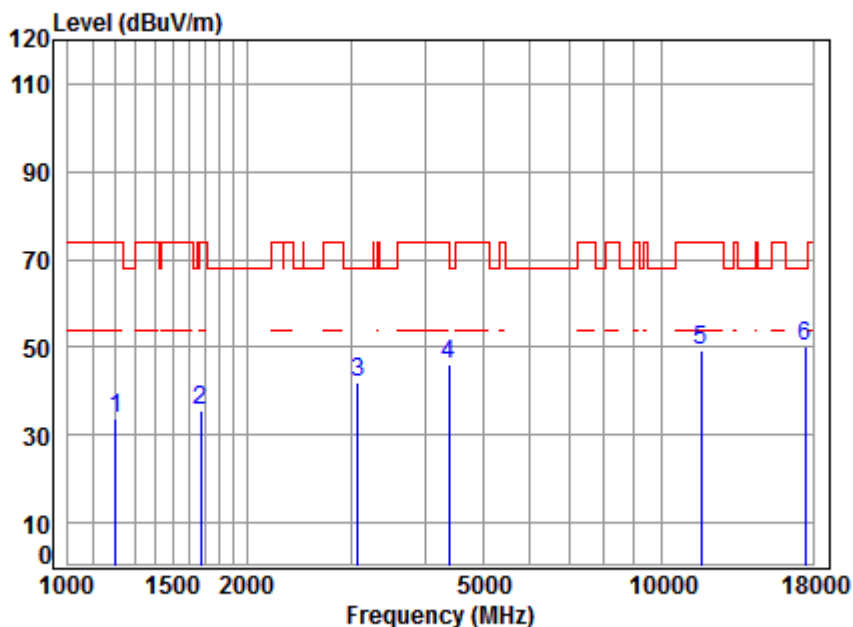
Mode : 5785 TX RSE

Note : 5G WIFI 11AC20

	Freq	Cable Loss	Ant Factor	Preamplifier Factor	Read Level	Level	Limit	Over Limit	Remark
	MHz	dB	dB/m	dB	dBuV	dBuV/m	dBuV/m	dB	
1	1203.199	4.43	24.60	41.19	46.06	33.90	74.00	-40.10	peak
2	1682.477	5.25	26.60	41.52	46.70	37.03	74.00	-36.97	peak
3	3435.590	6.40	31.60	42.21	47.37	43.16	68.20	-25.04	peak
4	4469.214	7.53	33.55	42.41	47.33	46.00	68.20	-22.20	peak
5	11570.000	12.17	37.87	38.24	35.96	47.76	74.00	-26.24	peak
6	17355.000	15.92	42.81	40.58	32.51	50.66	68.20	-17.54	peak



Mode:f; Polarization:Horizontal; Modulation:802.11ac; bandwidth:20MHz; Channel:High



Condition: 3m HORIZONTAL

Job No : 03478CR

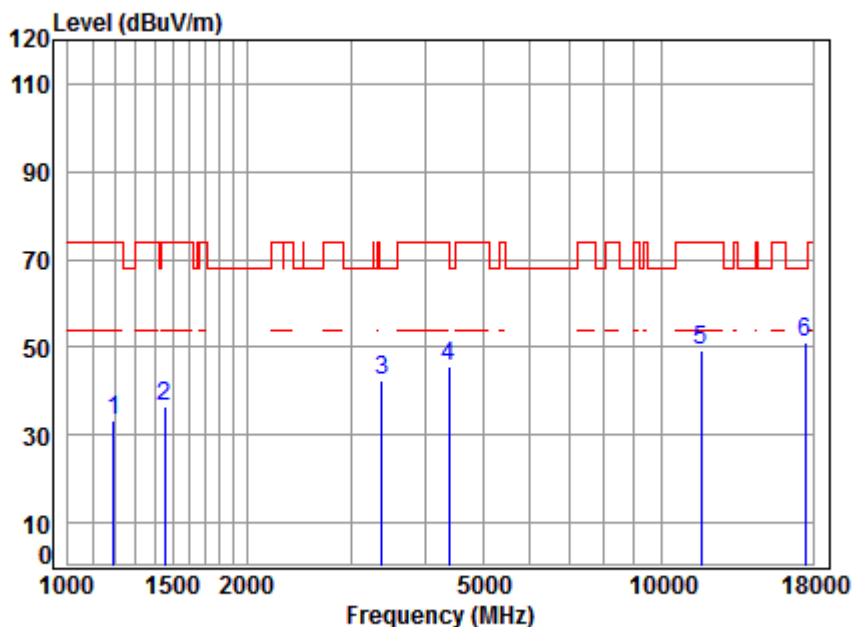
Mode : 5825 TX RSE

Note : 5G WIFI 11AC20

	Freq	Cable Loss	Ant Factor	Preamplifier Factor	Read Level	Level	Limit	Over Limit	Remark
	MHz	dB	dB/m	dB	dBuV	dBuV/m	dBuV/m	dB	
1	1203.199	4.43	24.60	41.19	45.98	33.82	74.00	-40.18	peak
2	1672.779	5.26	26.56	41.52	45.19	35.49	74.00	-38.51	peak
3	3078.229	6.06	31.03	42.12	46.98	41.95	68.20	-26.25	peak
4	4379.699	7.43	33.39	42.40	47.70	46.12	74.00	-27.88	peak
5	11650.000	12.20	37.84	38.29	37.62	49.37	74.00	-24.63	peak
6	pp17475.000	15.65	42.89	40.68	32.52	50.38	68.20	-17.82	peak



Mode:f; Polarization:Vertical; Modulation:802.11ac; bandwidth:20MHz; Channel:High



Condition: 3m VERTICAL

Job No : 03478CR

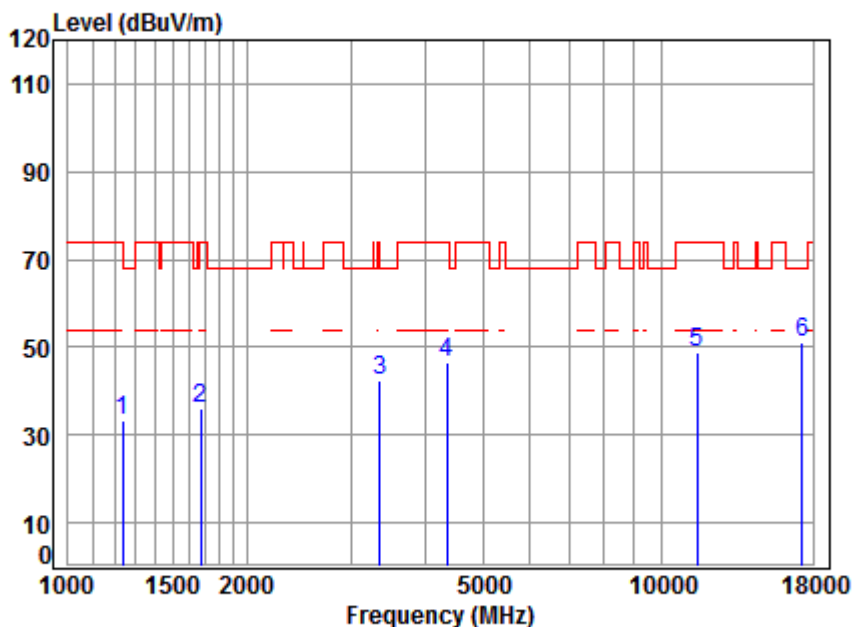
Mode : 5825 TX RSE

Note : 5G WIFI 11AC20

	Freq	Cable Loss	Ant Factor	Preamplifier Factor	Read Level	Level	Limit	Over Limit	Remark
	MHz	dB	dB/m	dB	dBuV	dBuV/m	dBuV/m	dB	
1	1192.811	4.39	24.56	41.18	45.47	33.24	74.00	-40.76	peak
2	1456.081	5.34	25.64	41.38	46.68	36.28	74.00	-37.72	peak
3	3386.297	6.36	31.53	42.19	46.51	42.21	68.20	-25.99	peak
4	4379.699	7.43	33.39	42.40	47.23	45.65	74.00	-28.35	peak
5	11650.000	12.20	37.84	38.29	37.75	49.50	74.00	-24.50	peak
6	pp17475.000	15.65	42.89	40.68	33.02	50.88	68.20	-17.32	peak



Mode:f; Polarization:Horizontal; Modulation:802.11ac; bandwidth:40MHz; Channel:Low



Condition: 3m HORIZONTAL

Job No : 03478CR

Mode : 5755 TX RSE

Note : 5G WIFI 11AC40

	Freq	Cable Loss	Ant Factor	Preamp Factor	Read Level	Level	Limit	Over Limit	Remark
	MHz	dB	dB/m	dB	dBuV	dBuV/m	dBuV/m	dB	
1	1238.483	4.57	24.76	41.21	45.31	33.43	74.00	-40.57	peak
2	1672.779	5.26	26.56	41.52	45.92	36.22	74.00	-37.78	peak
3	3357.061	6.33	31.48	42.19	47.03	42.65	74.00	-31.35	peak
4	4354.454	7.40	33.35	42.39	48.17	46.53	74.00	-27.47	peak
5	11510.000	12.14	37.90	38.20	37.13	48.97	74.00	-25.03	peak
6	pp17265.000	16.12	42.76	40.51	32.74	51.11	68.20	-17.09	peak

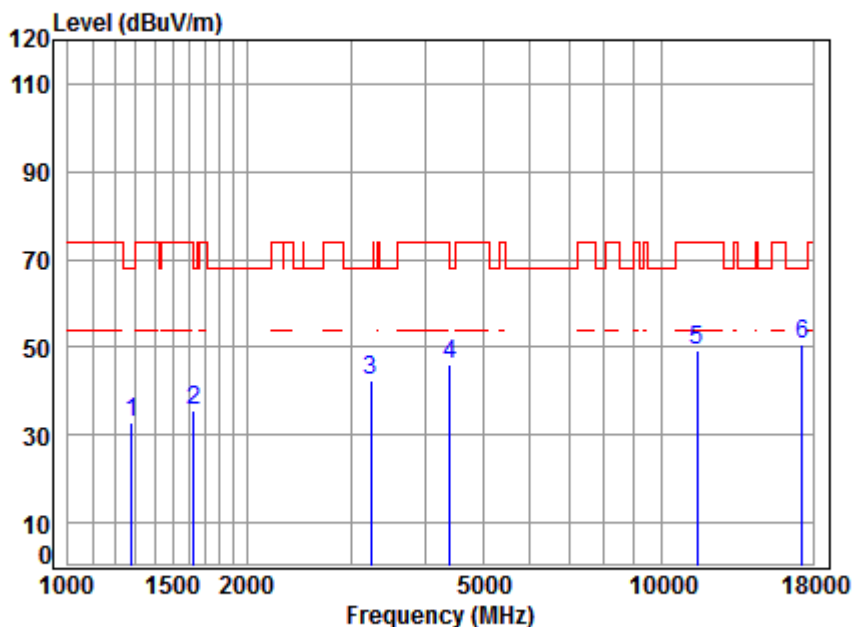


SGS-CSTC Standards Technical Services Co., Ltd.
Shenzhen Branch

Report No.: SZEM180400347803

Page: 133 of 398

Mode:f; Polarization:Vertical; Modulation:802.11ac; bandwidth:40MHz; Channel:Low



Condition: 3m VERTICAL

Job No : 03478CR

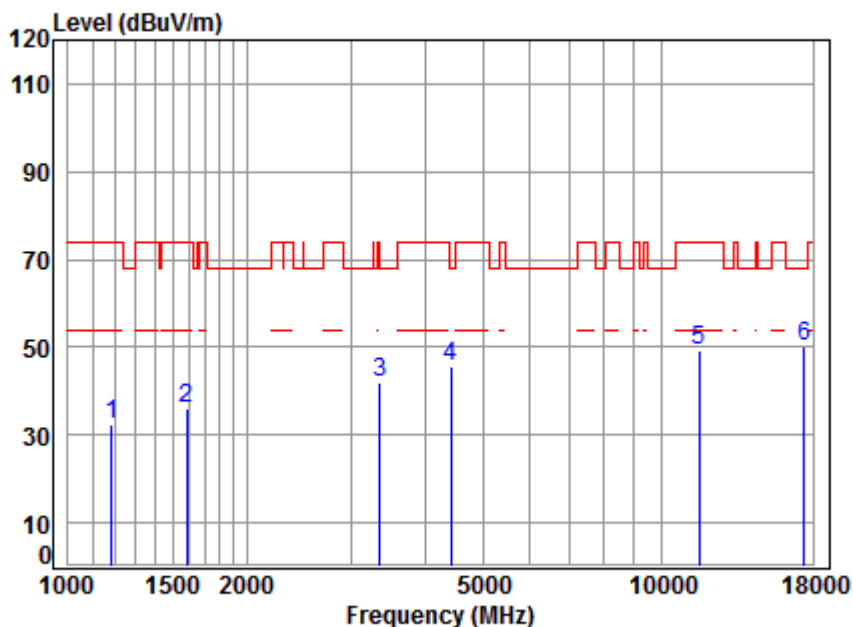
Mode : 5755 TX RSE

Note : 5G WIFI 11AC40

	Freq	Cable Loss	Ant Factor	Preamplifier Factor	Read Level	Level	Limit	Over Limit	Remark
	MHz	dB	dB/m	dB	dBuV	dBuV/m	dBuV/m	dB	
1	1282.193	4.73	24.95	41.25	44.49	32.92	68.20	-35.28	peak
2	1629.825	5.31	26.38	41.49	45.44	35.64	68.20	-32.56	peak
3	3233.260	6.21	31.29	42.16	47.16	42.50	68.20	-25.70	peak
4	4405.090	7.46	33.44	42.40	47.62	46.12	68.20	-22.08	peak
5	11510.000	12.14	37.90	38.20	37.44	49.28	74.00	-24.72	peak
6	pp17265.000	16.12	42.76	40.51	32.19	50.56	68.20	-17.64	peak



Mode:f; Polarization:Horizontal; Modulation:802.11ac; bandwidth:40MHz; Channel:High



Condition: 3m HORIZONTAL

Job No : 03478CR

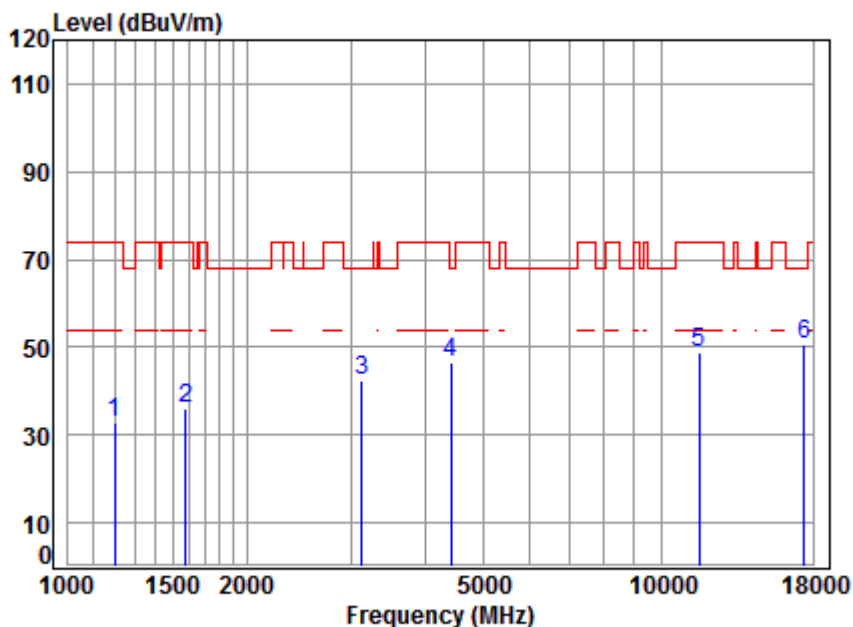
Mode : 5795 TX RSE

Note : 5G WIFI 11AC40

	Freq	Cable Loss	Ant Factor	Preamplifier Factor	Read Level	Level	Limit	Over Limit	Remark
	MHz	dB	dB/m	dB	dBuV	dBuV/m	dBuV/m	dB	
1	1185.936	4.36	24.53	41.17	44.87	32.59	74.00	-41.41	peak
2	1587.975	5.37	26.20	41.46	45.84	35.95	74.00	-38.05	peak
3	3357.061	6.33	31.48	42.19	46.51	42.13	74.00	-31.87	peak
4	4417.841	7.47	33.46	42.40	47.07	45.60	68.20	-22.60	peak
5	11590.000	12.17	37.86	38.25	37.68	49.46	74.00	-24.54	peak
6	17385.000	15.85	42.83	40.60	32.24	50.32	68.20	-17.88	peak



Mode:f; Polarization:Vertical; Modulation:802.11ac; bandwidth:40MHz; Channel:High



Condition: 3m VERTICAL

Job No : 03478CR

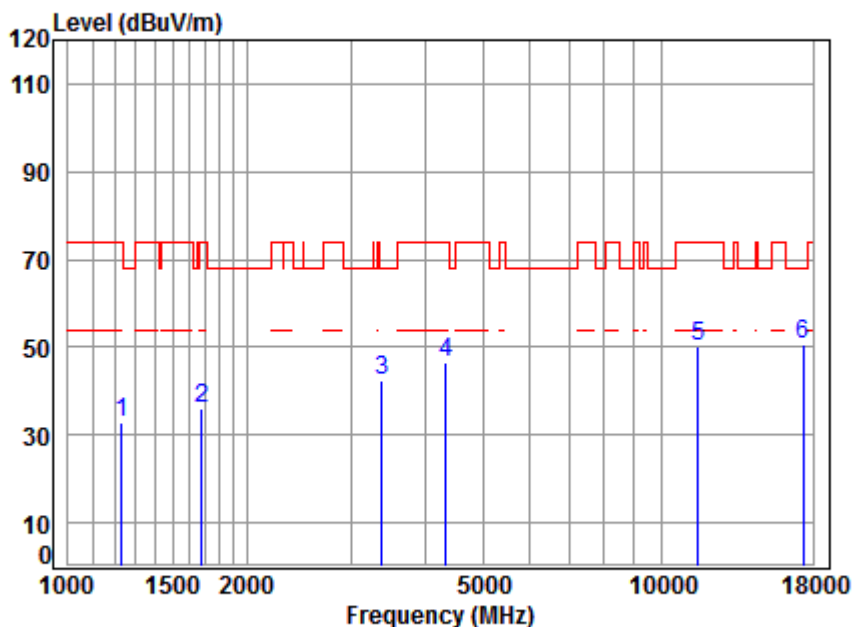
Mode : 5795 TX RSE

Note : 5G WIFI 11AC40

	Freq	Cable Loss	Ant Factor	Preamp Factor	Read Level	Level	Limit	Over	Remark
	MHz	dB	dB/m	dB	dBuV	dBuV/m	dBuV/m	dB	
1	1196.264	4.40	24.57	41.18	44.90	32.69	74.00	-41.31	peak
2	1578.822	5.38	26.16	41.46	45.84	35.92	74.00	-38.08	peak
3	3123.039	6.11	31.11	42.13	47.20	42.29	68.20	-25.91	peak
4	4417.841	7.47	33.46	42.40	48.10	46.63	68.20	-21.57	peak
5	11590.000	12.17	37.86	38.25	37.22	49.00	74.00	-25.00	peak
6	pp17385.000	15.85	42.83	40.60	32.34	50.42	68.20	-17.78	peak



Mode:f; Polarization:Horizontal; Modulation:802.11ac; bandwidth:80MHz; Channel:middle



Condition: 3m HORIZONTAL

Job No : 03478CR

Mode : 5775 TX RSE

Note : 5G WIFI 11AC80

	Freq	Cable Loss	Ant Factor	Preamp Factor	Read Level	Level	Limit	Over	Remark
	MHz	dB	dB/m	dB	dBuV	dBuV/m	dBuV/m	dB	
1	1231.345	4.54	24.73	41.21	44.73	32.79	74.00	-41.21	peak
2	1677.621	5.25	26.58	41.52	45.65	35.96	74.00	-38.04	peak
3	3376.523	6.35	31.51	42.19	46.59	42.26	68.20	-25.94	peak
4	4341.886	7.38	33.33	42.39	48.17	46.49	74.00	-27.51	peak
5	11550.000	12.16	37.88	38.23	38.59	50.40	74.00	-23.60	peak
6	pp17325.000	15.98	42.80	40.55	32.30	50.53	68.20	-17.67	peak

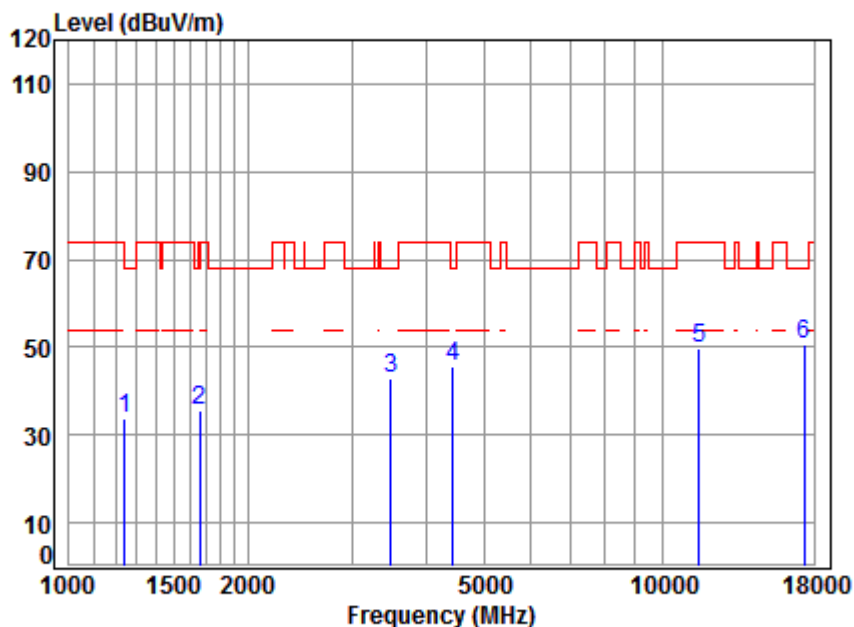


SGS-CSTC Standards Technical Services Co., Ltd.
Shenzhen Branch

Report No.: SZEM180400347803

Page: 137 of 398

Mode:f; Polarization:Vertical; Modulation:802.11ac; bandwidth:80MHz; Channel:middle



Condition: 3m VERTICAL

Job No : 03478CR

Mode : 5775 TX RSE

Note : 5G WIFI 11AC80

	Freq	Cable Loss	Ant Factor	Preamp Factor	Read Level	Level	Limit	Over	Remark
	MHz	dB	dB/m	dB	dBuV	dBuV/m	dBuV/m	dB	
1	1242.068	4.58	24.78	41.22	45.41	33.55	68.20	-34.65	peak
2	1663.137	5.27	26.52	41.51	45.33	35.61	74.00	-38.39	peak
3	3485.601	6.45	31.68	42.22	47.05	42.96	68.20	-25.24	peak
4	4430.628	7.48	33.48	42.41	46.87	45.42	68.20	-22.78	peak
5	11550.000	12.16	37.88	38.23	37.97	49.78	74.00	-24.22	peak
6	pp17325.000	15.98	42.80	40.55	32.44	50.67	68.20	-17.53	peak



7.7 Radiated Emissions which fall in the restricted bands

Test Requirement 47 CFR Part 15, Subpart C 15.209 & 15.407(b)

Test Method: KDB 789033 D02 II G

Measurement Distance: 3m

Limit:

Frequency(MHz)	Field strength(microvolts/meter)	Measurement distance(meters)
0.009-0.490	2400/F(kHz)	300
0.490-1.705	24000/F(kHz)	30
1.705-30.0	30	30
30-88	100	3
88-216	150	3
216-960	200	3
Above 960	500	3

Remark: The emission limits shown in the above table are based on measurements employing a CISPR quasi-peak detector except for the frequency bands 9-90kHz, 110-490kHz and above 1000 MHz. Radiated emission limits in these three bands are based on measurements employing an average detector, the peak field strength of any emission shall not exceed the maximum permitted average limits specified above by more than 20 dB under any condition of modulation.

7.7.1 E.U.T. Operation

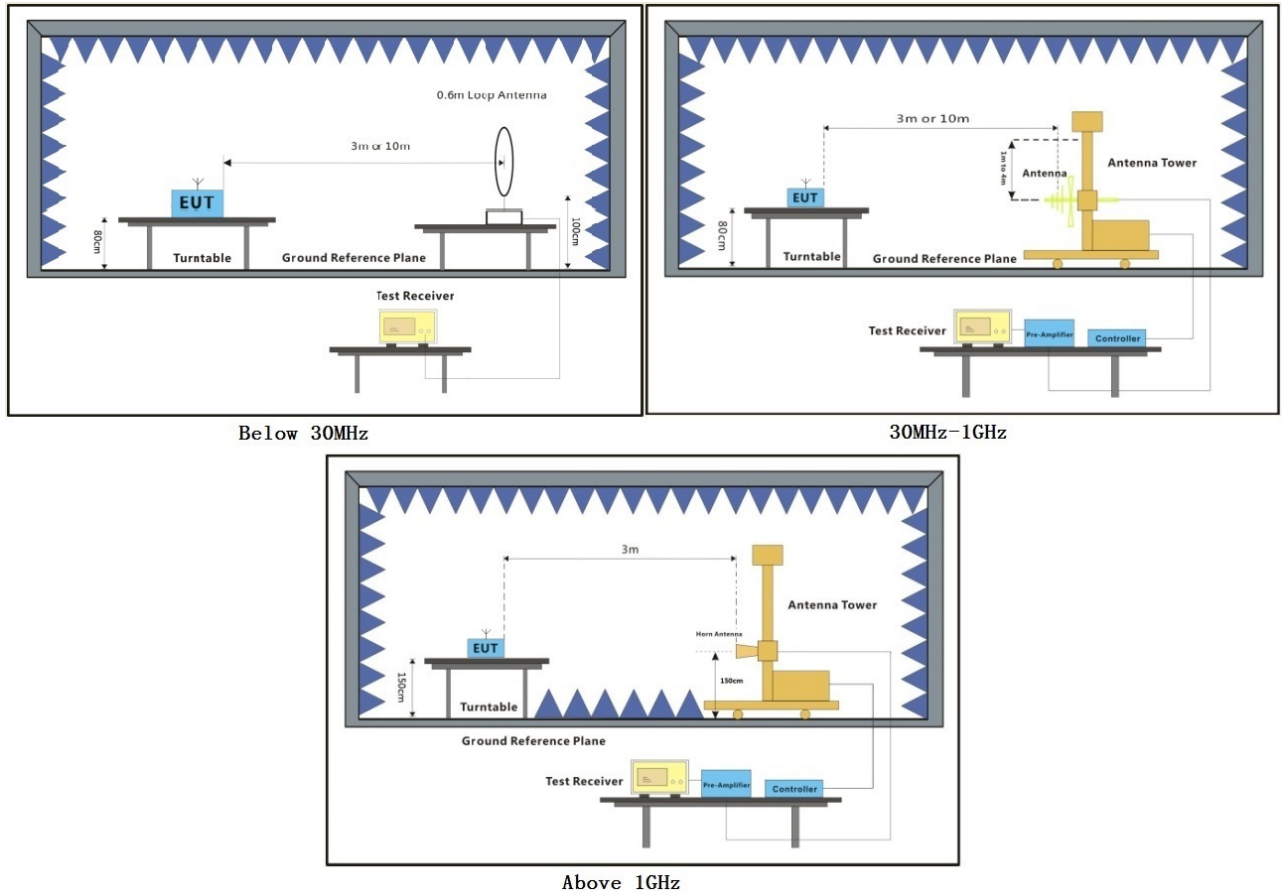
Operating Environment:

Temperature: 23.5 °C Humidity: 56.7 % RH Atmospheric Pressure: 1010 mbar

Test mode: c:TX mode (Band 1)_Keep the EUT in continuously transmitting mode with all modulation types. All data rates for each modulation type have been tested and found the data rate @ 6Mbps is the worst case of IEEE 802.11a; data rate @ MCS0 is the worst case of IEEE 802.11n(HT20); data rate @ MCS0 is the worst case of IEEE 802.11n(HT40); data rate @ MCS0 is the worst case of IEEE 802.11ac(VHT20); data rate @ MCS0 is the worst case of IEEE 802.11ac(VHT40); data rate @ MCS0 is the worst case of IEEE 802.11ac(VHT80). Only the data of worst case is recorded in the report.

f:TX mode (Band 3)_Keep the EUT in continuously transmitting mode with all modulation types. All data rates for each modulation type have been tested and found the data rate @ 6Mbps is the worst case of IEEE 802.11a; data rate @ MCS0 is the worst case of IEEE 802.11n(HT20); data rate @ MCS0 is the worst case of IEEE 802.11n(HT40); data rate @ MCS0 is the worst case of IEEE 802.11ac(VHT20); data rate @ MCS0 is the worst case of IEEE 802.11ac(VHT40); data rate @ MCS0 is the worst case of IEEE 802.11ac(VHT80). Only the data of worst case is recorded in the report.

7.7.2 Test Setup Diagram



7.7.3 Measurement Procedure and Data

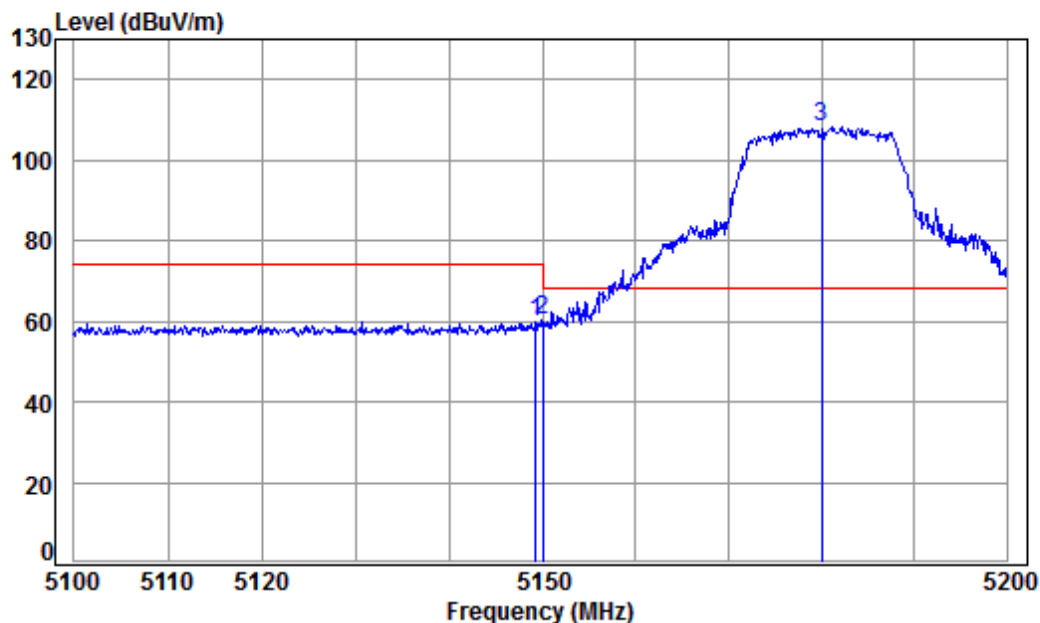
- a. For below 1GHz, the EUT was placed on the top of a rotating table 0.8 meters above the ground at a 3 or 10 meter semi-anechoic chamber. The table was rotated 360 degrees to determine the position of the highest radiation.
- b. For above 1GHz, the EUT was placed on the top of a rotating table 1.5 meters above the ground at a 3 meter fully-anechoic chamber. The table was rotated 360 degrees to determine the position of the highest radiation.
- c. The EUT was set 3 or 10 meters away from the interference-receiving antenna, which was mounted on the top of a variable-height antenna tower.
- d. The antenna height is varied from one meter to four meters above the ground to determine the maximum value of the field strength. Both horizontal and vertical polarizations of the antenna are set to make the measurement.
- e. For each suspected emission, the EUT was arranged to its worst case and then the antenna was tuned to heights from 1 meter to 4 meters (for the test frequency of below 30MHz, the antenna was tuned to heights 1 meter) and the rotatable table was turned from 0 degrees to 360 degrees to find the maximum reading.
- f. The test-receiver system was set to Peak Detect Function and Specified Bandwidth with Maximum Hold Mode.
- g. If the emission level of the EUT in peak mode was 10dB lower than the limit specified, then testing could be stopped and the peak values of the EUT would be reported. Otherwise the emissions that did not have 10dB margin would be re-tested one by one using peak, quasi-peak or average method as specified and then reported in a data sheet.
- h. Test the EUT in the lowest channel, the middle channel, the Highest channel.
- i. The radiation measurements are performed in X, Y, Z axis positioning for Transmitting mode, and found the X axis positioning which it is the worst case.
- j. Repeat above procedures until all frequencies measured was complete.

Remark: Level= Read Level+ Cable Loss+ Antenna Factor- Preamp Factor



Antenna1:

Mode:c; Polarization:Horizontal; Modulation:802.11a; bandwidth:20MHz; Channel:Low



Condition: 3m HORIZONTAL

Job No : 03478CR

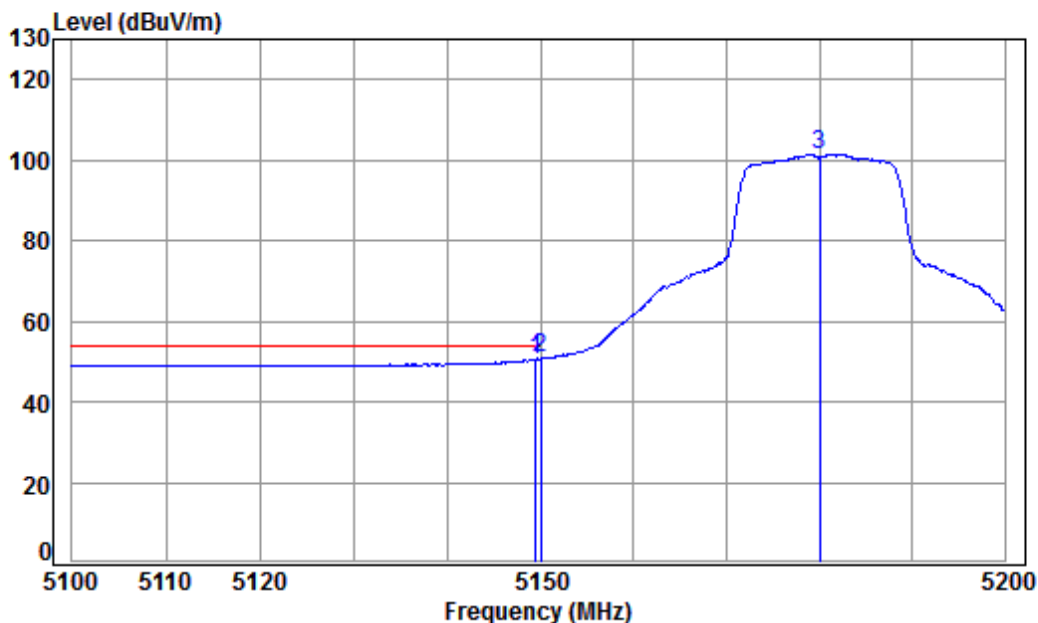
Mode : 5180 Band edge

: 5G WIFI 11A

		Cable	Ant	Preamp	Read		Limit	Over	
	Freq	Loss	Factor	Factor	Level	Level	Line	Limit	Remark
	MHz	dB	dB/m	dB	dBuV	dBuV/m	dBuV/m	dB	
1	5149.257	8.32	34.32	42.36	59.56	59.84	74.00	-14.16	peak
2	5149.980	8.33	34.32	42.36	59.83	60.12	74.00	-13.88	peak
3 pp	5180.000	8.37	34.35	42.33	107.75	108.14	68.20	39.94	peak



Mode:c; Polarization:Horizontal; Modulation:802.11a; bandwidth:20MHz; Channel:Low



Condition: 3m HORIZONTAL

Job No : 03478CR

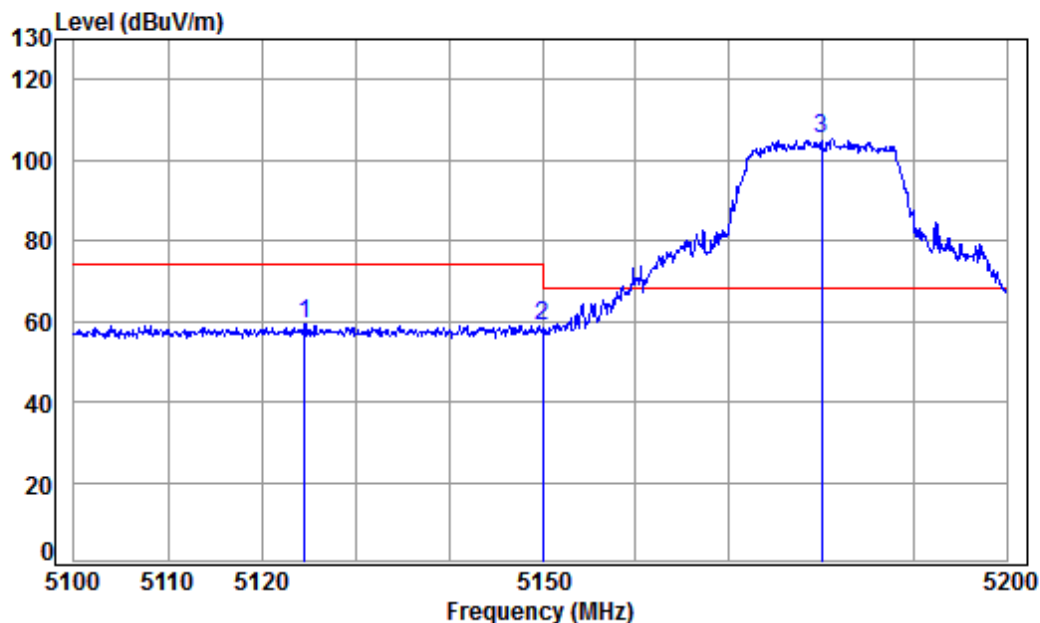
Mode : 5180 Band edge

: 5G WIFI 11A

		Cable	Ant	Preamp	Read	Limit	Over	
	Freq	Loss	Factor	Factor	Level	Level	Line	Limit Remark
	MHz	dB	dB/m	dB	dBuV	dBuV/m	dBuV/m	dB
1	5149.458	8.32	34.32	42.36	50.25	50.53	54.00	-3.47 Average
2	pp 5149.980	8.33	34.32	42.36	50.48	50.77	54.00	-3.23 Average
3	5180.000	8.37	34.35	42.33	101.11	101.50	-----	----- Average



Mode:c; Polarization:Vertical; Modulation:802.11a; bandwidth:20MHz; Channel:Low



Condition: 3m VERTICAL

Job No : 03478CR

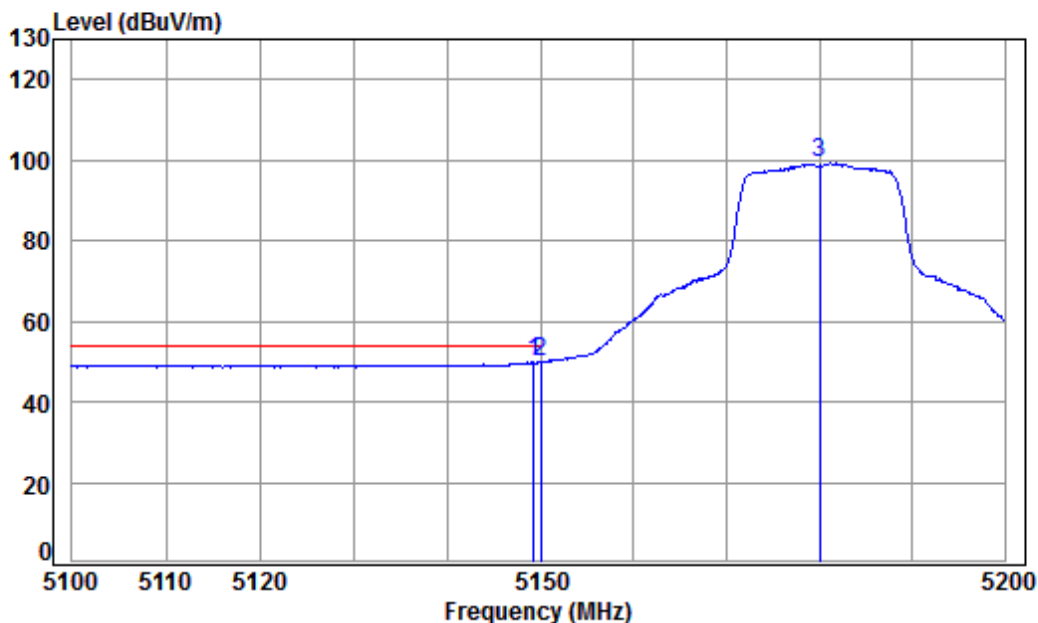
Mode : 5180 Band edge

: 5G WIFI 11A

		Cable	Ant	Preamp	Read		Limit	Over	
	Freq	Loss	Factor	Factor	Level	Level	Line	Limit	Remark
	MHz	dB	dB/m	dB	dBuV	dBuV/m	dBuV/m	dB	
1	5124.619	8.29	34.30	42.38	59.20	59.41	74.00	-14.59	Peak
2	5149.980	8.33	34.32	42.36	58.69	58.98	74.00	-15.02	Peak
3 pp	5180.000	8.37	34.35	42.33	104.85	105.24	68.20	37.04	Peak



Mode:c; Polarization:Vertical; Modulation:802.11a; bandwidth:20MHz; Channel:Low



Condition: 3m VERTICAL

Job No : 03478CR

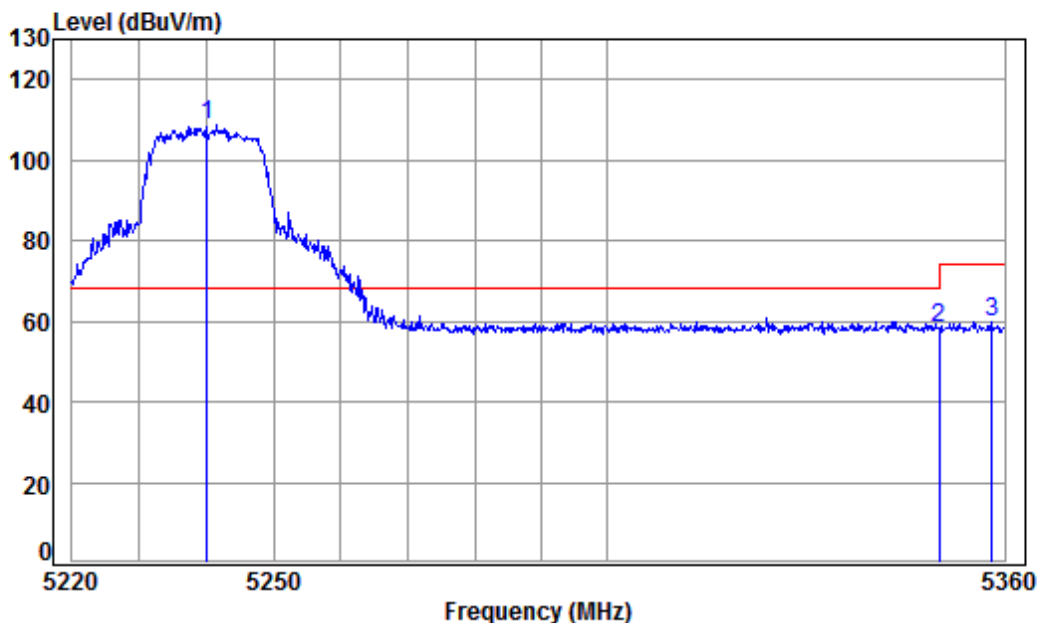
Mode : 5180 Band edge

: 5G WIFI 11A

		Cable	Ant	Preamp	Read	Limit	Over	
	Freq	Loss	Factor	Factor	Level	Level	Line	Limit Remark
	MHz	dB	dB/m	dB	dBuV	dBuV/m	dBuV/m	dB
1	5149.257	8.32	34.32	42.36	49.44	49.72	54.00	-4.28 Average
2	pp 5149.980	8.33	34.32	42.36	49.50	49.79	54.00	-4.21 Average
3	5180.000	8.37	34.35	42.33	98.81	99.20	-----	----- Average



Mode:c; Polarization:Horizontal; Modulation:802.11a; bandwidth:20MHz; Channel:High

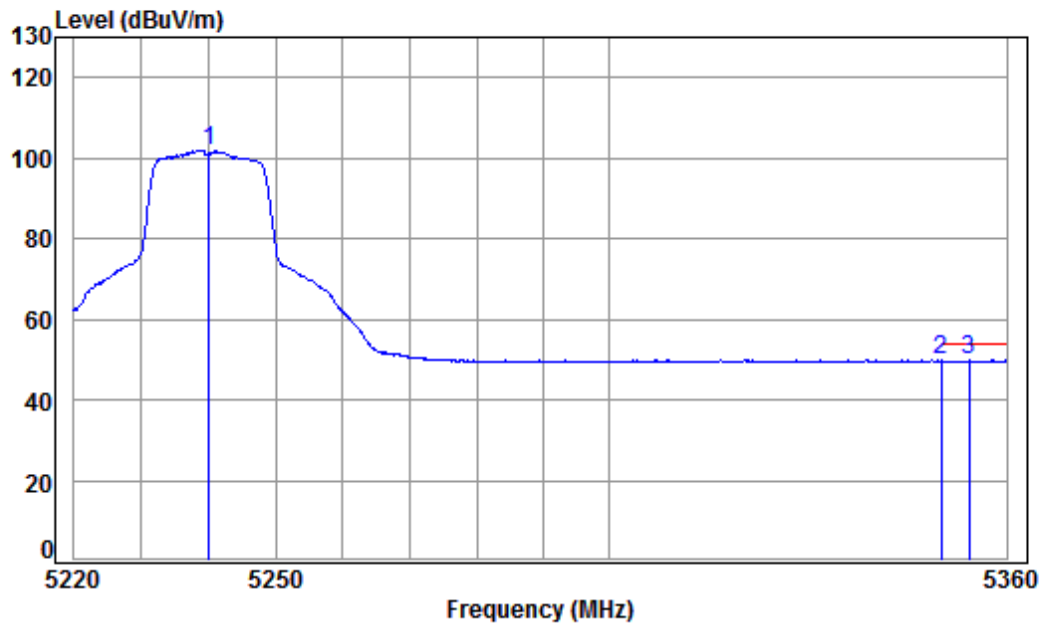


Condition: 3m HORIZONTAL
Job No : 03478CR
Mode : 5240 Band edge
: 5G WIFI 11A

		Cable	Ant	Preamp	Read	Limit	Over	
	Freq	Loss	Factor	Factor	Level	Level	Line	Limit Remark
	MHz	dB	dB/m	dB	dBuV	dBuV/m	dBuV/m	dB
1	pp 5240.000	8.46	34.40	42.27	107.99	108.58	68.20	40.38 peak
2	5350.020	8.63	34.48	42.17	57.25	58.19	74.00	-15.81 peak
3	5358.014	8.64	34.49	42.16	59.04	60.01	74.00	-13.99 peak



Mode:c; Polarization:Horizontal; Modulation:802.11a; bandwidth:20MHz; Channel:High



Condition: 3m HORIZONTAL

Job No : 03478CR

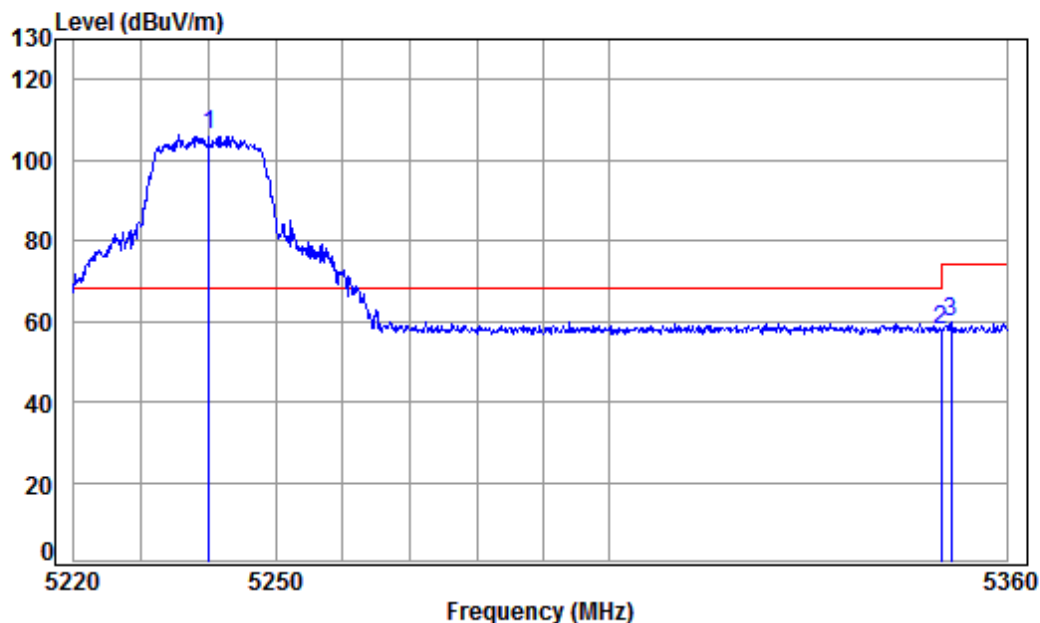
Mode : 5240 Band edge

: 5G WIFI 11A

		Cable	Ant	Preamp	Read		Limit	Over	
	Freq	Loss	Factor	Factor	Level	Level	Line	Limit	Remark
	MHz	dB	dB/m	dB	dBuV	dBuV/m	dBuV/m	dB	
1	5240.000	8.46	34.40	42.27	101.35	101.94	-----	-----	Average
2	pp 5350.020	8.63	34.48	42.17	48.81	49.75	54.00	-4.25	Average
3	5354.329	8.64	34.49	42.16	48.77	49.74	54.00	-4.26	Average



Mode:c; Polarization:Vertical; Modulation:802.11a; bandwidth:20MHz; Channel:High



Condition: 3m VERTICAL

Job No : 03478CR

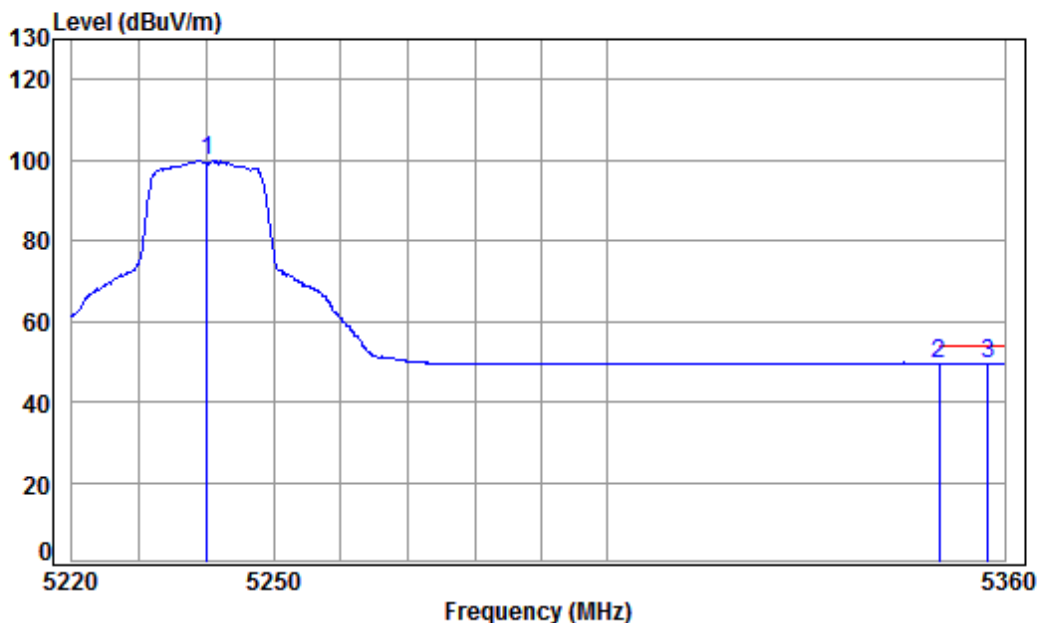
Mode : 5240 Band edge

: 5G WIFI 11A

		Cable	Ant	Preamp	Read		Limit	Over	
	Freq	Loss	Factor	Factor	Level	Level	Line	Limit	Remark
	MHz	dB	dB/m	dB	dBuV	dBuV/m	dBuV/m	dB	
1	pp 5240.000	8.46	34.40	42.27	105.63	106.22	68.20	38.02	Peak
2	5350.020	8.63	34.48	42.17	56.99	57.93	74.00	-16.07	Peak
3	5351.495	8.63	34.49	42.17	58.84	59.79	74.00	-14.21	Peak



Mode:c; Polarization:Vertical; Modulation:802.11a; bandwidth:20MHz; Channel:High

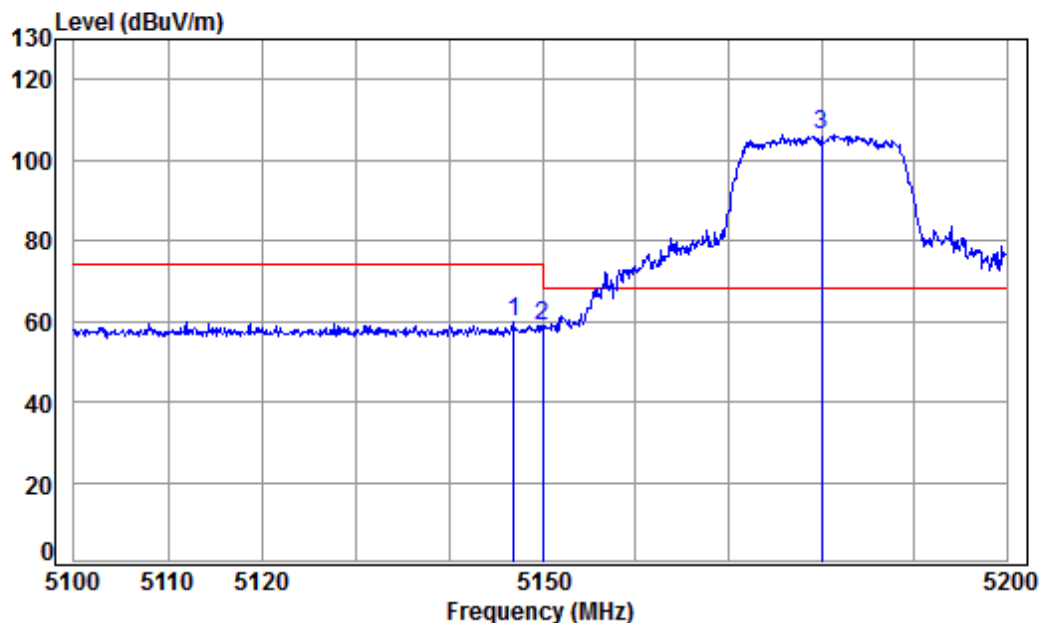


Condition: 3m VERTICAL
Job No : 03478CR
Mode : 5240 Band edge
: 5G WIFI 11A

		Cable	Ant	Preamp	Read	Limit	Over	
	Freq	Loss	Factor	Factor	Level	Level	Line	Limit Remark
	MHz	dB	dB/m	dB	dBuV	dBuV/m	dBuV/m	dB
1	5240.000	8.46	34.40	42.27	99.31	99.90	-----	----- Average
2	5350.020	8.63	34.48	42.17	48.64	49.58	54.00	-4.42 Average
3 pp	5357.447	8.64	34.49	42.16	48.68	49.65	54.00	-4.35 Average



Mode:c; Polarization:Horizontal; Modulation:802.11n; bandwidth:20MHz; Channel:Low



Condition: 3m HORIZONTAL

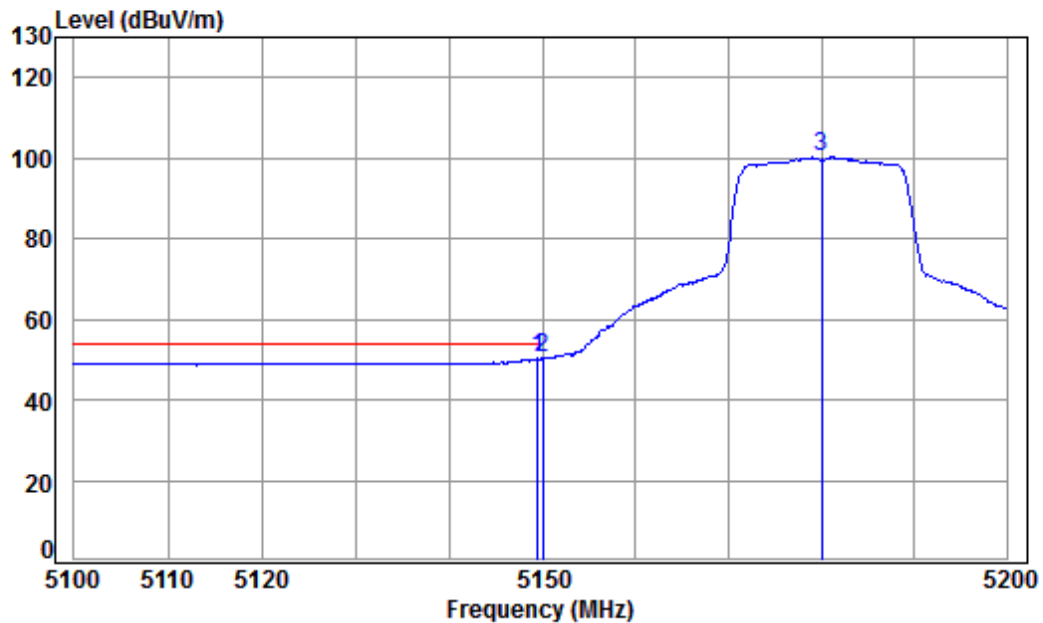
Job No : 03478CR

Mode : 5180 Band edge
: 5G WIFI 11N20

		Cable	Ant	Preamp	Read	Limit	Over	
	Freq	Loss	Factor	Factor	Level	Level	Line	Limit Remark
	MHz	dB	dB/m	dB	dBuV	dBuV/m	dBuV/m	dB
1	5146.958	8.32	34.32	42.36	59.72	60.00	74.00	-14.00 peak
2	5149.980	8.33	34.32	42.36	58.63	58.92	74.00	-15.08 peak
3 pp	5180.000	8.37	34.35	42.33	105.73	106.12	68.20	37.92 peak



Mode:c; Polarization:Horizontal; Modulation:802.11n; bandwidth:20MHz; Channel:Low



Condition: 3m HORIZONTAL

Job No : 03478CR

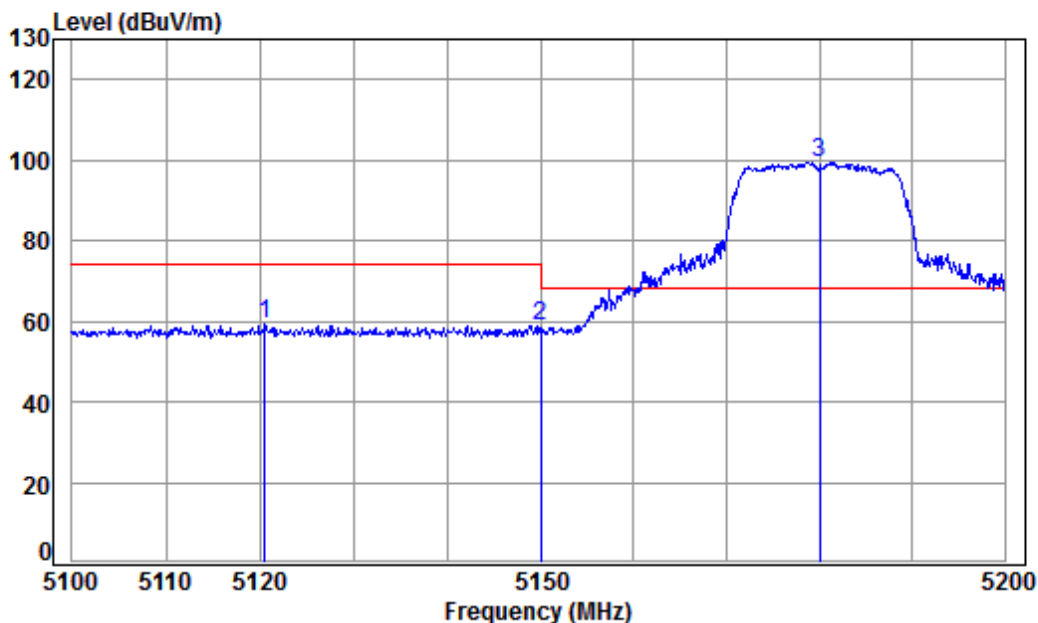
Mode : 5180 Band edge

: 5G WIFI 11N20

		Cable	Ant	Preamp	Read		Limit	Over	
	Freq	Loss	Factor	Factor	Level	Level	Line	Limit	Remark
	MHz	dB	dB/m	dB	dBuV	dBuV/m	dBuV/m	dB	
1	5149.458	8.32	34.32	42.36	49.92	50.20	54.00	-3.80	Average
2	pp 5149.980	8.33	34.32	42.36	49.94	50.23	54.00	-3.77	Average
3	5180.000	8.37	34.35	42.33	99.80	100.19	-----	-----	Average



Mode:c; Polarization:Vertical; Modulation:802.11n; bandwidth:20MHz; Channel:Low



Condition: 3m VERTICAL

Job No : 03478CR

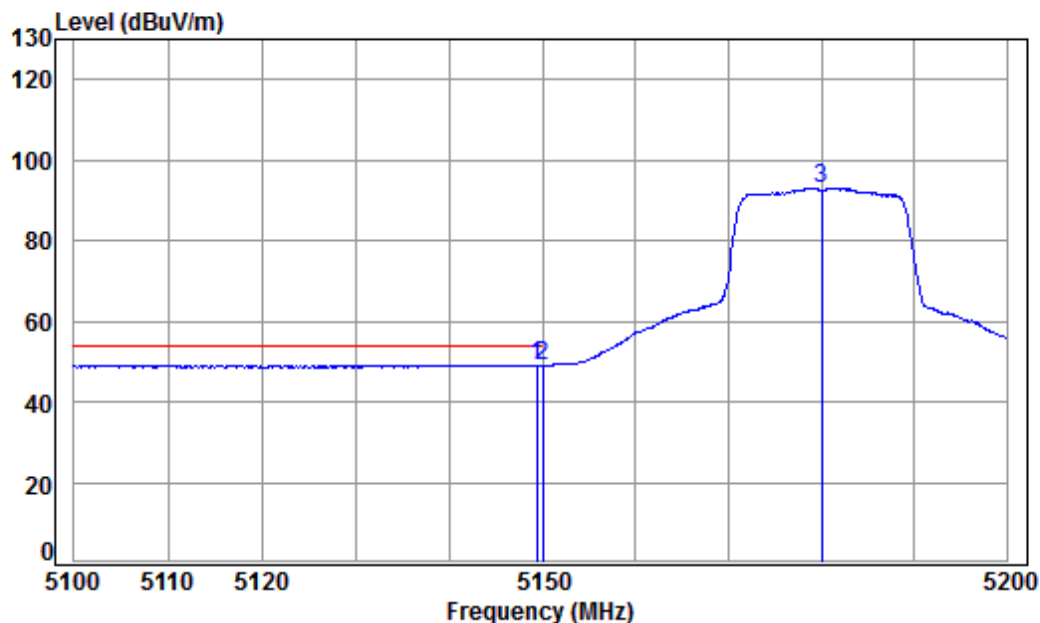
Mode : 5180 Band edge

: 5G WIFI 11N20

		Cable	Ant	Preamp	Read	Limit	Over	
	Freq	Loss	Factor	Factor	Level	Level	Line	Limit Remark
	MHz	dB	dB/m	dB	dBuV	dBuV/m	dBuV/m	dB
1	5120.541	8.28	34.30	42.38	59.32	59.52	74.00	-14.48 peak
2	5149.980	8.33	34.32	42.36	58.52	58.81	74.00	-15.19 peak
3 pp	5180.000	8.37	34.35	42.33	99.09	99.48	68.20	31.28 peak



Mode:c; Polarization:Vertical; Modulation:802.11n; bandwidth:20MHz; Channel:Low



Condition: 3m VERTICAL

Job No : 03478CR

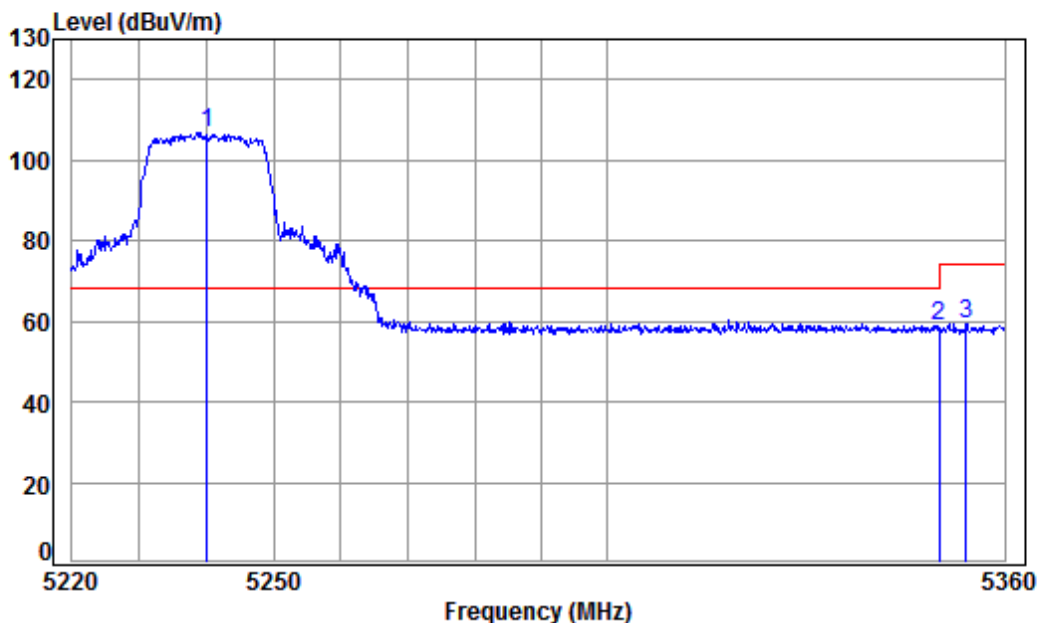
Mode : 5180 Band edge

: 5G WIFI 11N20

		Cable	Ant	Preamp	Read	Limit	Over	
	Freq	Loss	Factor	Factor	Level	Level	Line	Limit Remark
	MHz	dB	dB/m	dB	dBuV	dBuV/m	dBuV/m	dB
1	5149.357	8.32	34.32	42.36	48.76	49.04	54.00	-4.96 Average
2	pp 5149.980	8.33	34.32	42.36	48.82	49.11	54.00	-4.89 Average
3	5180.000	8.37	34.35	42.33	92.77	93.16	-----	----- Average



Mode:c; Polarization:Horizontal; Modulation:802.11n; bandwidth:20MHz; Channel:High

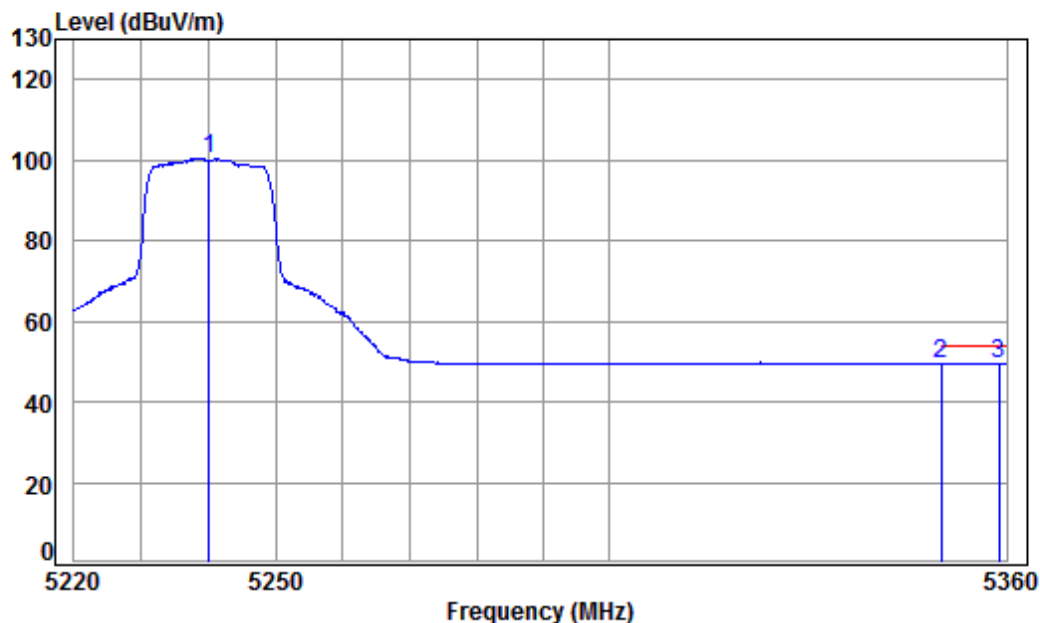


Condition: 3m HORIZONTAL
Job No : 03478CR
Mode : 5240 Band edge
: 5G WIFI 11N20

		Cable	Ant	Preamp	Read		Limit	Over	
	Freq	Loss	Factor	Factor	Level	Level	Line	Limit	Remark
	MHz	dB	dB/m	dB	dBuV	dBuV/m	dBuV/m	dB	
1	pp 5240.000	8.46	34.40	42.27	106.12	106.71	68.20	38.51	peak
2	5350.020	8.63	34.48	42.17	57.74	58.68	74.00	-15.32	peak
3	5354.187	8.64	34.49	42.17	58.36	59.32	74.00	-14.68	peak



Mode:c; Polarization:Horizontal; Modulation:802.11n; bandwidth:20MHz; Channel:High



Condition: 3m HORIZONTAL

Job No : 03478CR

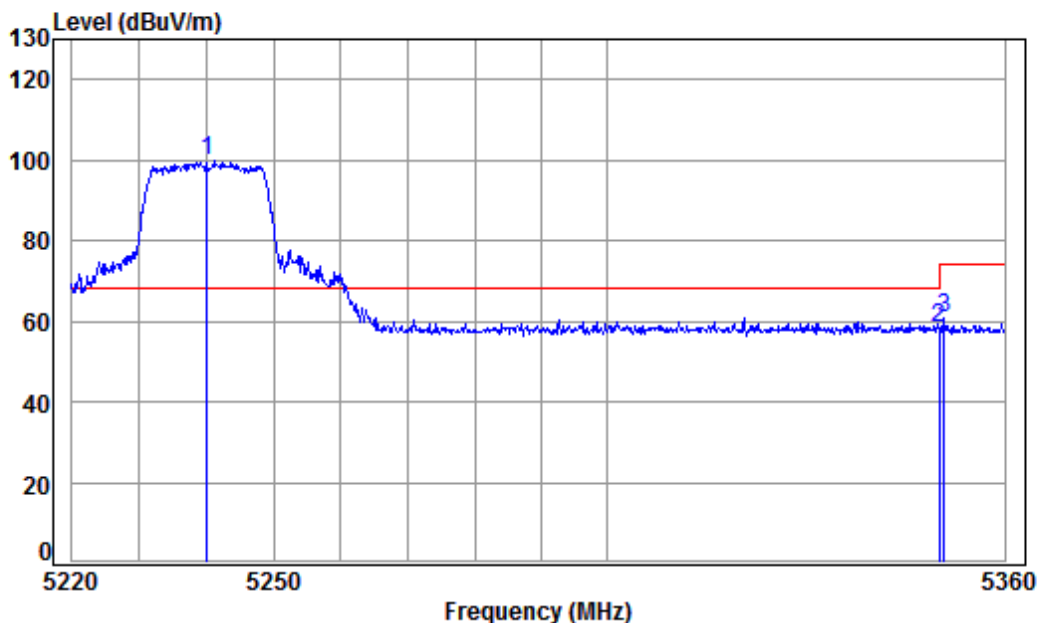
Mode : 5240 Band edge

: 5G WIFI 11N20

		Cable	Ant	Preamp	Read	Limit	Over	
	Freq	Loss	Factor	Factor	Level	Level	Line	Limit Remark
	MHz	dB	dB/m	dB	dBuV	dBuV/m	dBuV/m	dB
1	5240.000	8.46	34.40	42.27	99.89	100.48	-----	----- Average
2	5350.020	8.63	34.48	42.17	48.59	49.53	54.00	-4.47 Average
3 pp	5358.865	8.64	34.49	42.16	48.67	49.64	54.00	-4.36 Average



Mode:c; Polarization:Vertical; Modulation:802.11n; bandwidth:20MHz; Channel:High



Condition: 3m VERTICAL

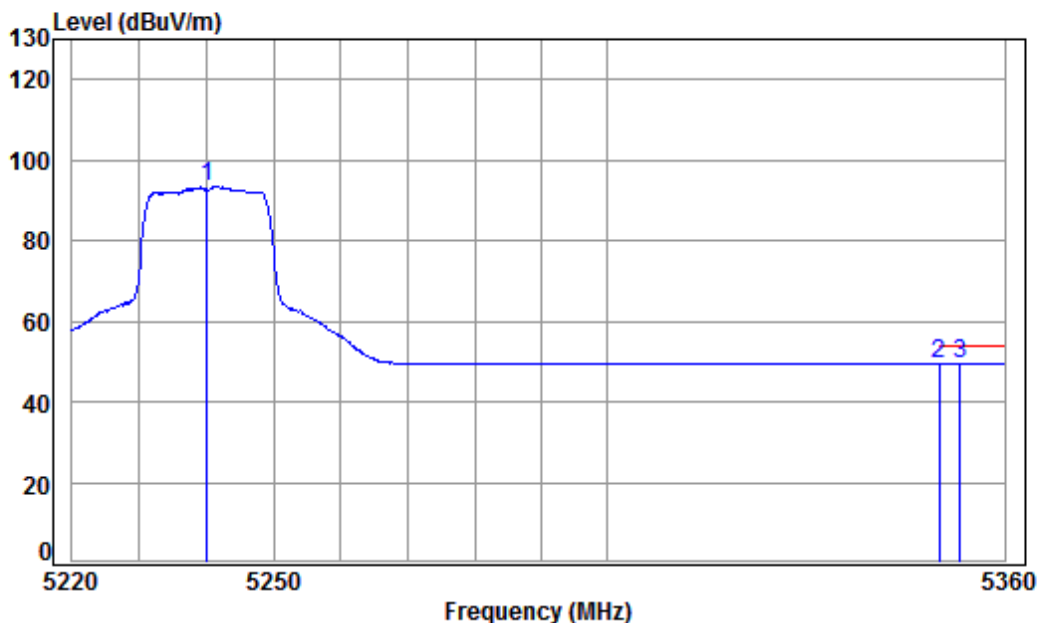
Job No : 03478CR

Mode : 5240 Band edge

: 5G WIFI 11N20

		Cable	Ant	Preamp	Read	Limit	Over	
	Freq	Loss	Factor	Factor	Level	Level	Limit	Remark
	MHz	dB	dB/m	dB	dBuV	dBuV/m	dBuV/m	dB
1	pp 5240.000	8.46	34.40	42.27	99.09	99.68	68.20	31.48 Peak
2	5350.020	8.63	34.48	42.17	57.62	58.56	74.00	-15.44 Peak
3	5350.787	8.63	34.48	42.17	59.66	60.60	74.00	-13.40 Peak

Mode:c; Polarization:Vertical; Modulation:802.11n; bandwidth:20MHz; Channel:High



Condition: 3m VERTICAL

Job No : 03478CR

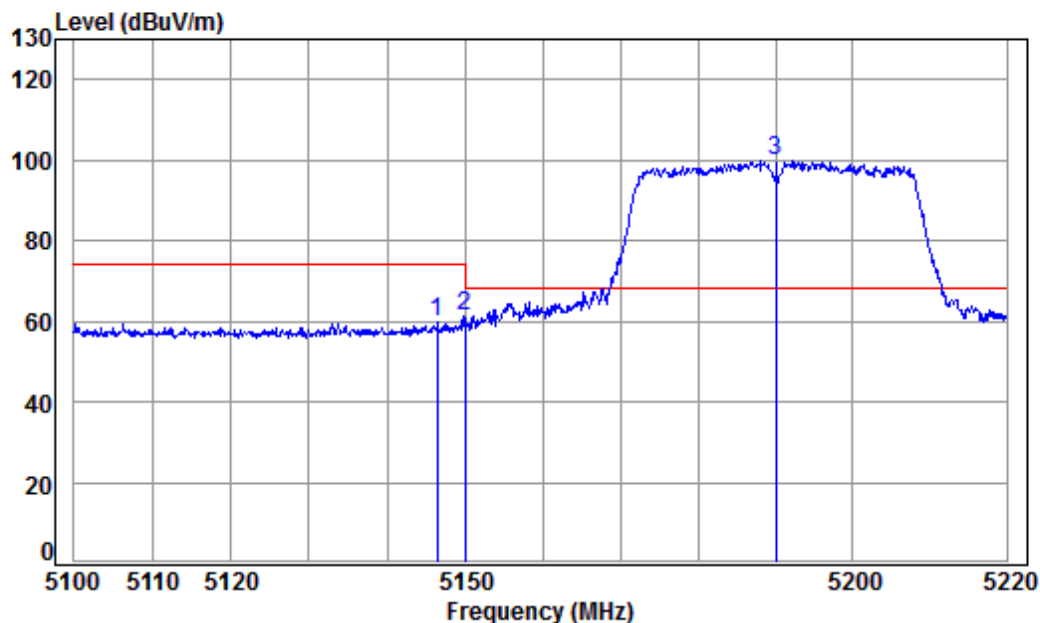
Mode : 5240 Band edge

: 5G WIFI 11N20

	Freq	Cable Loss	Ant Factor	Preamp Factor	Read Level	Level	Limit Line	Over Limit	Remark
	MHz	dB	dB/m	dB	dBuV	dBuV/m	dBuV/m	dB	
1	5240.000	8.46	34.40	42.27	92.80	93.39	-----	-----	Average
2	5350.020	8.63	34.48	42.17	48.59	49.53	54.00	-4.47	Average
3 pp	5353.195	8.63	34.49	42.17	48.65	49.60	54.00	-4.40	Average



Mode:c; Polarization:Horizontal; Modulation:802.11n; bandwidth:40MHz; Channel:Low



Condition: 3m HORIZONTAL

Job No : 03478CR

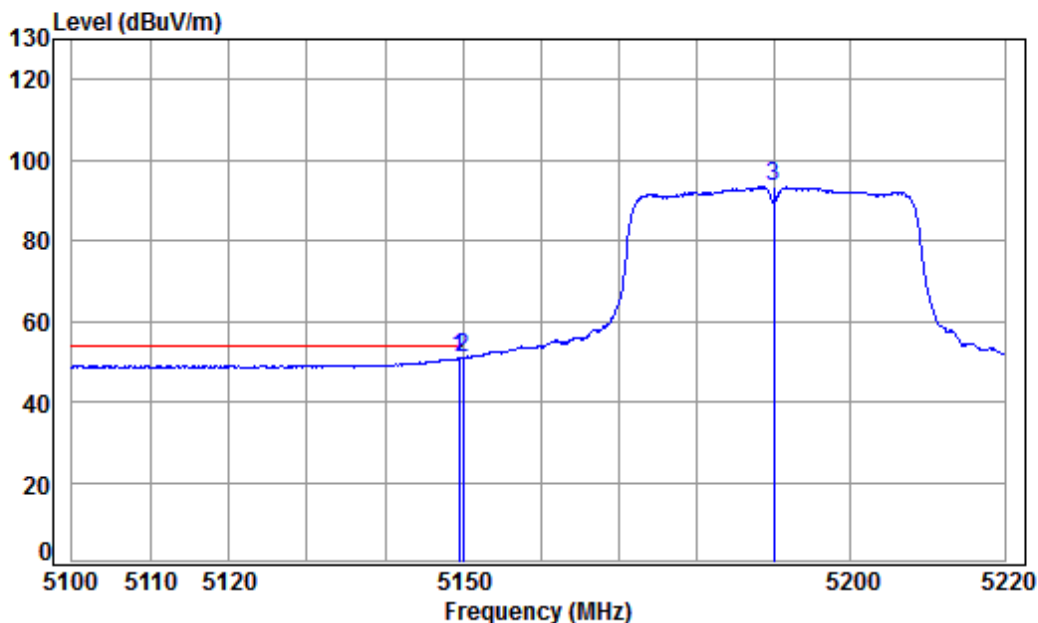
Mode : 5190 Band edge

: 5G WIFI 11N40

		Cable	Ant	Preamp	Read	Limit	Over	
	Freq	Loss	Factor	Factor	Level	Level	Line	Limit Remark
	MHz	dB	dB/m	dB	dBuV	dBuV/m	dBuV/m	dB
1	5146.468	8.32	34.32	42.36	59.45	59.73	74.00	-14.27 peak
2	5149.980	8.33	34.32	42.36	60.95	61.24	74.00	-12.76 peak
3 pp	5190.000	8.39	34.36	42.32	99.48	99.91	68.20	31.71 peak



Mode:c; Polarization:Horizontal; Modulation:802.11n; bandwidth:40MHz; Channel:Low



Condition: 3m HORIZONTAL

Job No : 03478CR

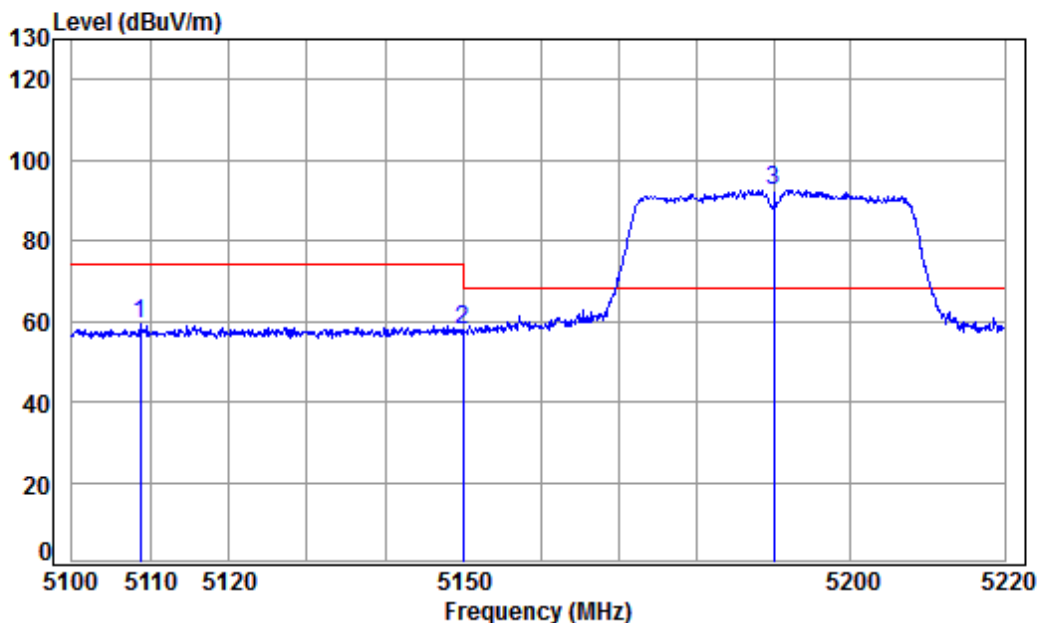
Mode : 5190 Band edge

: 5G WIFI 11N40

		Cable	Ant	Preamp	Read	Limit	Over	
	Freq	Loss	Factor	Factor	Level	Line	Limit	Remark
	MHz	dB	dB/m	dB	dBuV	dBuV/m	dBuV/m	dB
1	5149.461	8.32	34.32	42.36	50.47	50.75	54.00	-3.25 Average
2	pp 5149.980	8.33	34.32	42.36	50.61	50.90	54.00	-3.10 Average
3	5190.000	8.39	34.36	42.32	92.80	93.23	-----	----- Average



Mode:c; Polarization:Vertical; Modulation:802.11n; bandwidth:40MHz; Channel:Low



Condition: 3m VERTICAL

Job No : 03478CR

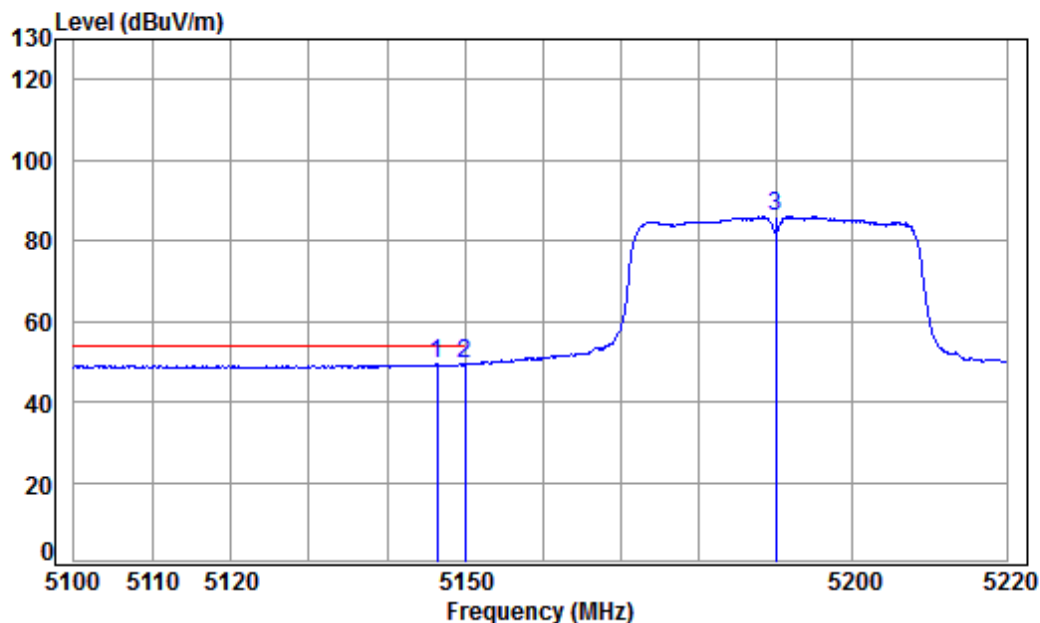
Mode : 5190 Band edge

: 5G WIFI 11N40

	Freq	Cable Loss	Ant Factor	Preamp Factor	Read Level	Level	Limit Line	Over Limit	Remark
	MHz	dB	dB/m	dB	dBuV	dBuV/m	dBuV/m	dB	
1	5108.666	8.26	34.29	42.39	58.93	59.09	74.00	-14.91	Peak
2	5149.980	8.33	34.32	42.36	57.72	58.01	74.00	-15.99	Peak
3 pp	5190.000	8.39	34.36	42.32	92.06	92.49	68.20	24.29	Peak



Mode:c; Polarization:Vertical; Modulation:802.11n; bandwidth:40MHz; Channel:Low

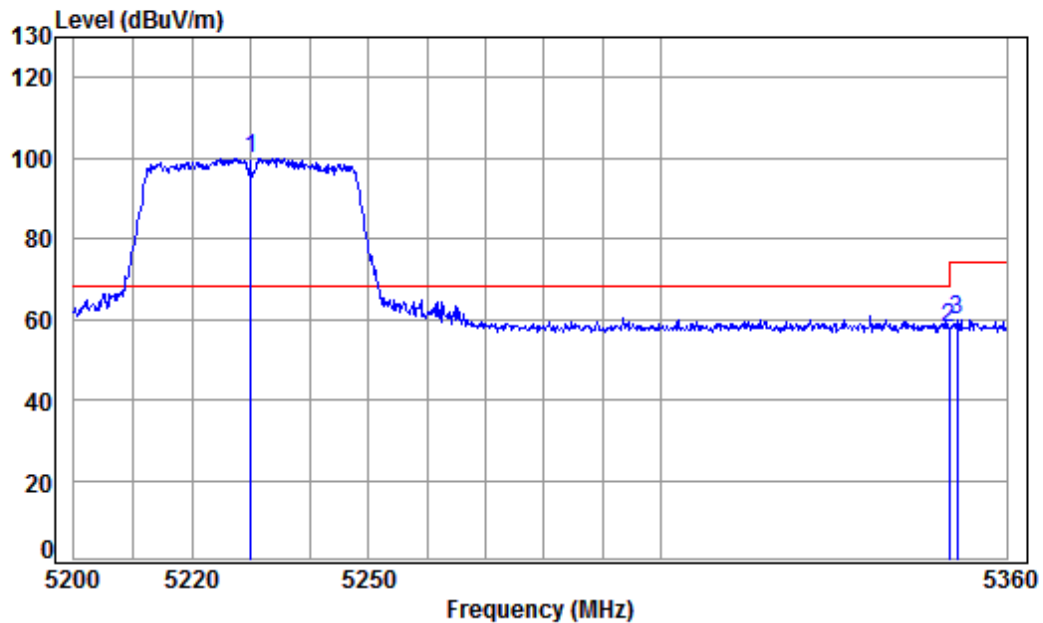


Condition: 3m VERTICAL
Job No : 03478CR
Mode : 5190 Band edge
: 5G WIFI 11N40

	Freq	Cable Loss	Ant Factor	Preamplifier Factor	Read Level	Level	Limit	Over Limit	Remark
	MHz	dB	dB/m	dB	dBuV	dBuV/m	dBuV/m	dB	
1	5146.349	8.32	34.32	42.36	48.97	49.25	54.00	-4.75	Average
2	pp 5149.980	8.33	34.32	42.36	49.04	49.33	54.00	-4.67	Average
3	5190.000	8.39	34.36	42.32	85.53	85.96	-----	-----	Average



Mode:c; Polarization:Horizontal; Modulation:802.11n; bandwidth:40MHz; Channel:High



Condition: 3m HORIZONTAL

Job No : 03478CR

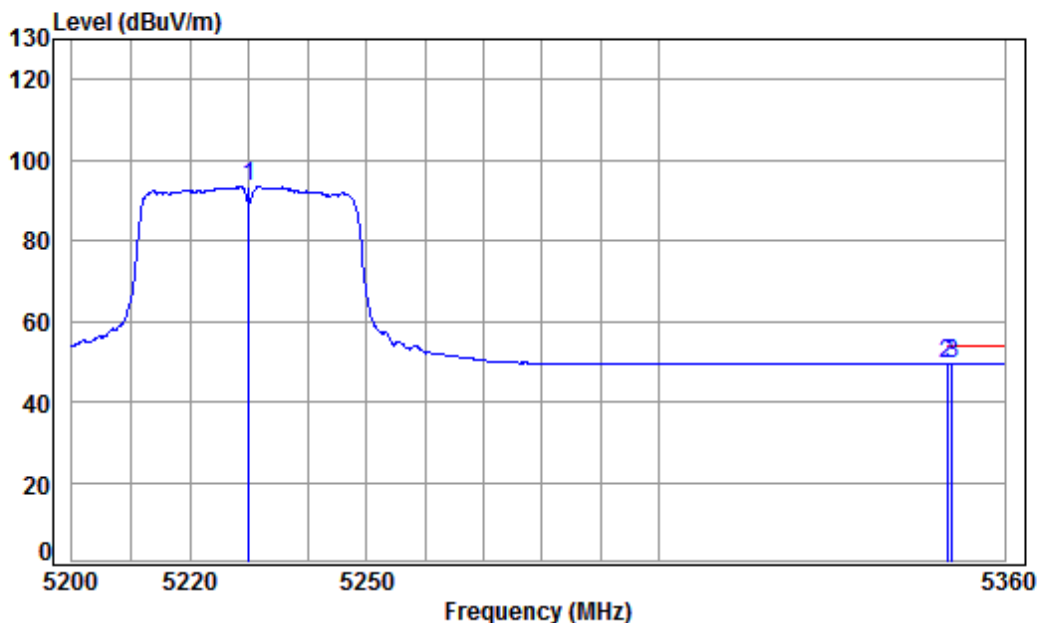
Mode : 5230 Band edge

: 5G WIFI 11N40

		Cable	Ant	Preamp	Read		Limit	Over	
	Freq	Loss	Factor	Factor	Level	Level	Line	Limit	Remark
	MHz	dB	dB/m	dB	dBuV	dBuV/m	dBuV/m	dB	
1	pp 5230.000	8.45	34.39	42.28	99.53	100.09	68.20	31.89	peak
2	5350.020	8.63	34.48	42.17	57.03	57.97	74.00	-16.03	peak
3	5351.398	8.63	34.49	42.17	58.99	59.94	74.00	-14.06	peak



Mode:c; Polarization:Horizontal; Modulation:802.11n; bandwidth:40MHz; Channel:High



Condition: 3m HORIZONTAL

Job No : 03478CR

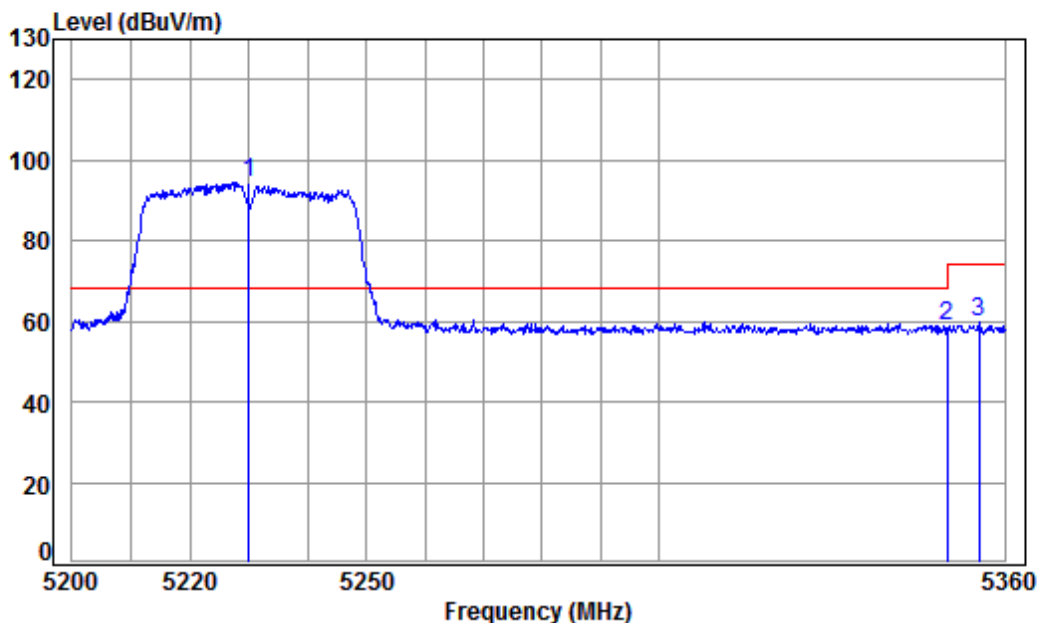
Mode : 5230 Band edge

: 5G WIFI 11N40

		Cable	Ant	Preamp	Read	Limit	Over	
	Freq	Loss	Factor	Factor	Level	Line	Limit	Remark
	MHz	dB	dB/m	dB	dBuV	dBuV/m	dBuV/m	dB
1	5230.000	8.45	34.39	42.28	92.87	93.43	-----	Average
2	5350.020	8.63	34.48	42.17	48.65	49.59	54.00	-4.41 Average
3 pp	5350.911	8.63	34.48	42.17	48.65	49.59	54.00	-4.41 Average



Mode:c; Polarization:Vertical; Modulation:802.11n; bandwidth:40MHz; Channel:High



Condition: 3m VERTICAL

Job No : 03478CR

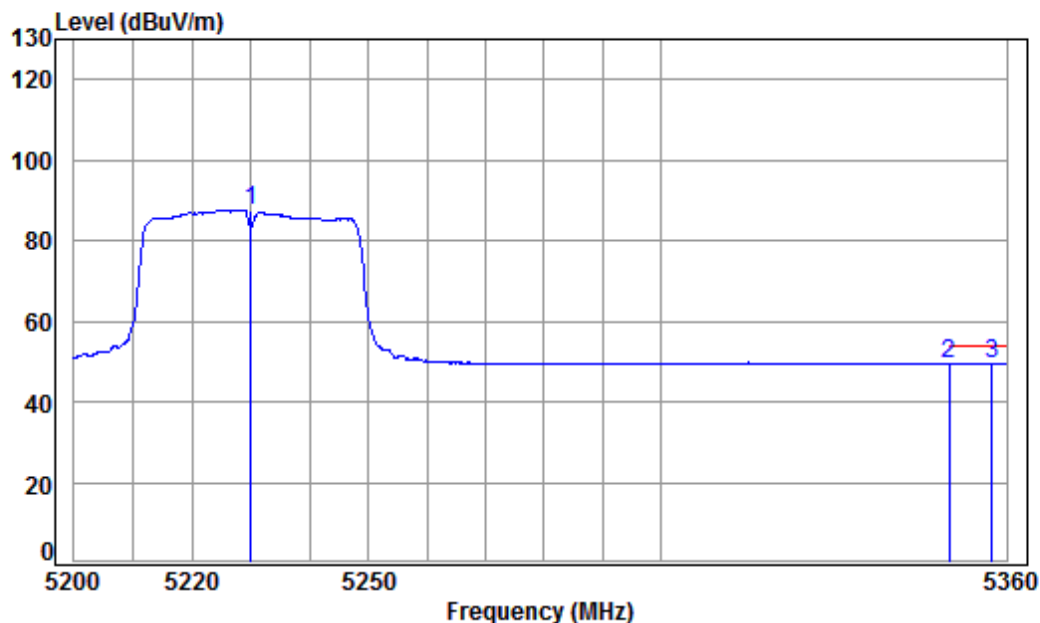
Mode : 5230 Band edge

: 5G WIFI 11N40

		Cable	Ant	Preamp	Read	Limit	Over	
	Freq	Loss	Factor	Factor	Level	Level	Line	Limit Remark
	MHz	dB	dB/m	dB	dBuV	dBuV/m	dBuV/m	dB
1	pp 5230.000	8.45	34.39	42.28	93.76	94.32	68.20	26.12 Peak
2	5350.020	8.63	34.48	42.17	57.70	58.64	74.00	-15.36 Peak
3	5355.454	8.64	34.49	42.16	58.66	59.63	74.00	-14.37 Peak



Mode:c; Polarization:Vertical; Modulation:802.11n; bandwidth:40MHz; Channel:High



Condition: 3m VERTICAL

Job No : 03478CR

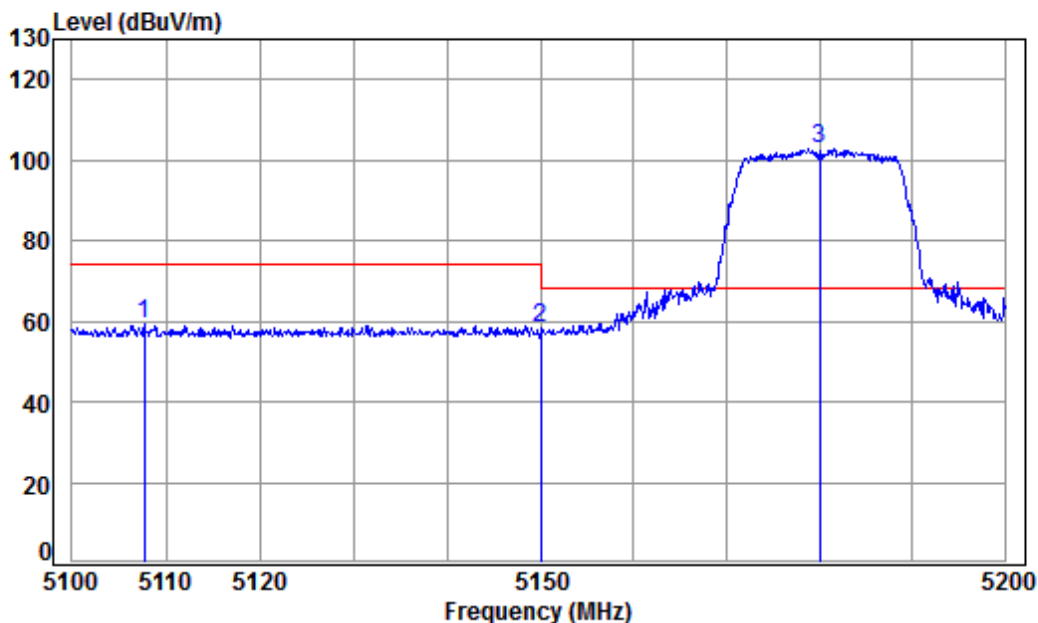
Mode : 5230 Band edge

: 5G WIFI 11N40

		Cable	Ant	Preamp	Read	Limit	Over	
	Freq	Loss	Factor	Factor	Level	Level	Line	Limit Remark
	MHz	dB	dB/m	dB	dBuV	dBuV/m	dBuV/m	dB
1	5230.000	8.45	34.39	42.28	87.00	87.56	-----	----- Average
2	5350.020	8.63	34.48	42.17	48.59	49.53	54.00	-4.47 Average
3 pp	5357.402	8.64	34.49	42.16	48.62	49.59	54.00	-4.41 Average



Mode:c; Polarization:Horizontal; Modulation:802.11ac; bandwidth:20MHz; Channel:Low



Condition: 3m HORIZONTAL

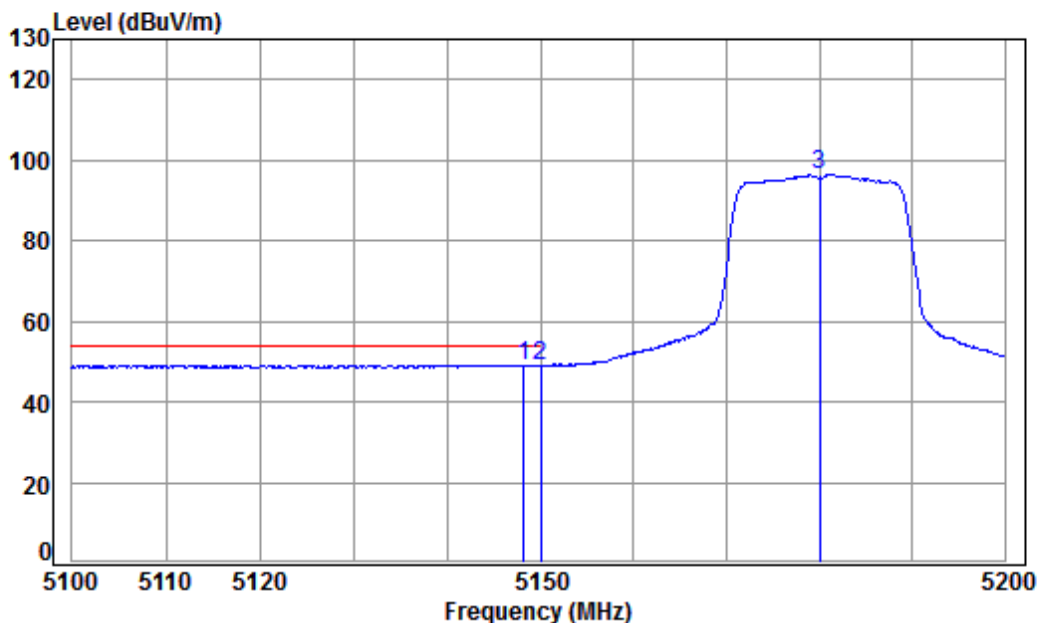
Job No : 03478CR

Mode : 5180 Band edge
: 5G WIFI 11AC20

		Cable	Ant	Preamp	Read	Limit	Over	
	Freq	Loss	Factor	Factor	Level	Level	Line	Limit Remark
	MHz	dB	dB/m	dB	dBuV	dBuV/m	dBuV/m	dB
1	5107.730	8.26	34.29	42.40	59.09	59.24	74.00	-14.76 peak
2	5149.980	8.33	34.32	42.36	58.20	58.49	74.00	-15.51 peak
3 pp	5180.000	8.37	34.35	42.33	102.43	102.82	68.20	34.62 peak



Mode:c; Polarization:Horizontal; Modulation:802.11ac; bandwidth:20MHz; Channel:Low



Condition: 3m HORIZONTAL

Job No : 03478CR

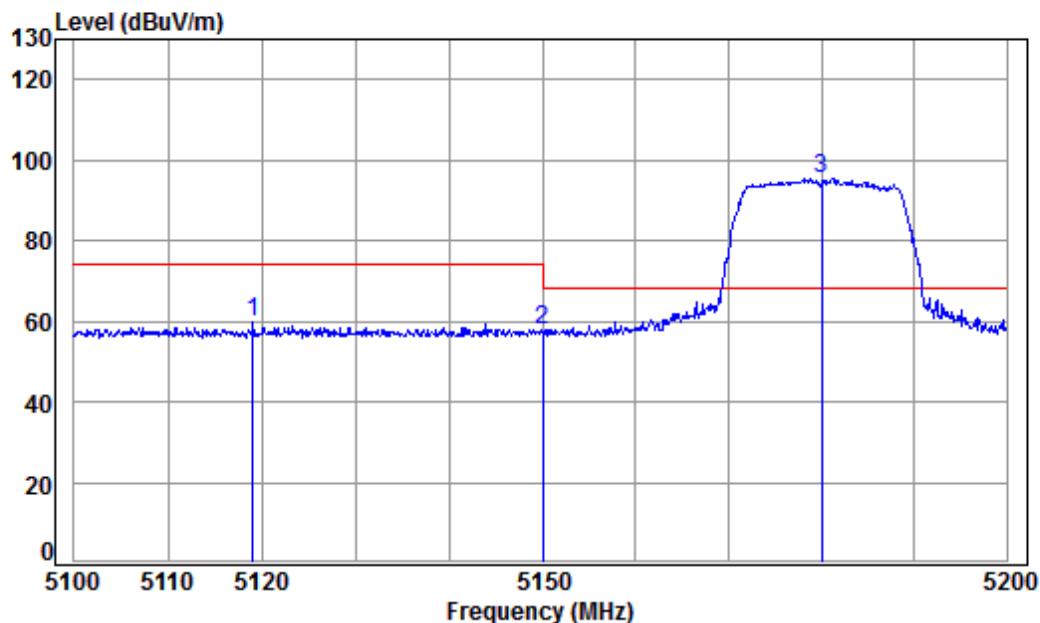
Mode : 5180 Band edge

: 5G WIFI 11AC20

		Cable	Ant	Preamp	Read	Limit	Over	
	Freq	Loss	Factor	Factor	Level	Line	Limit	Remark
	MHz	dB	dB/m	dB	dBuV	dBuV/m	dBuV/m	dB
1	5148.257	8.32	34.32	42.36	48.67	48.95	54.00	-5.05 Average
2	pp 5149.980	8.33	34.32	42.36	48.80	49.09	54.00	-4.91 Average
3	5180.000	8.37	34.35	42.33	95.92	96.31	-----	----- Average



Mode:c; Polarization:Vertical; Modulation:802.11ac; bandwidth:20MHz; Channel:Low



Condition: 3m VERTICAL

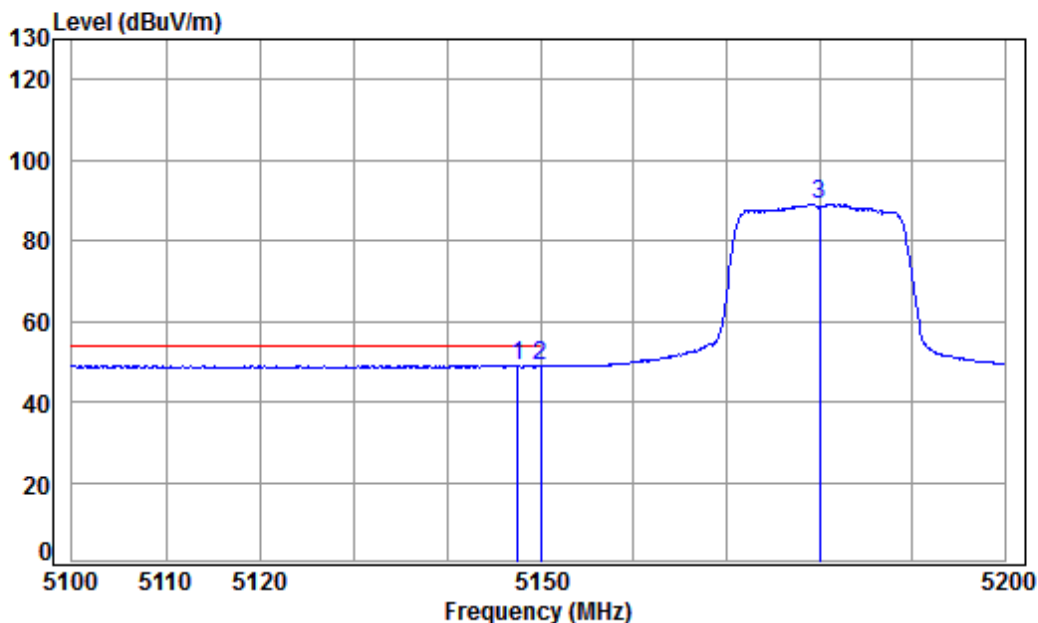
Job No : 03478CR

Mode : 5180 Band edge
: 5G WIFI 11AC20

		Cable	Ant	Preamp	Read	Limit	Over	
	Freq	Loss	Factor	Factor	Level	Level	Line	Limit Remark
	MHz	dB	dB/m	dB	dBuV	dBuV/m	dBuV/m	dB
1	5119.050	8.28	34.30	42.38	59.71	59.91	74.00	-14.09 Peak
2	5149.980	8.33	34.32	42.36	57.32	57.61	74.00	-16.39 Peak
3 pp	5180.000	8.37	34.35	42.33	95.25	95.64	68.20	27.44 Peak



Mode:c; Polarization:Vertical; Modulation:802.11ac; bandwidth:20MHz; Channel:Low



Condition: 3m VERTICAL

Job No : 03478CR

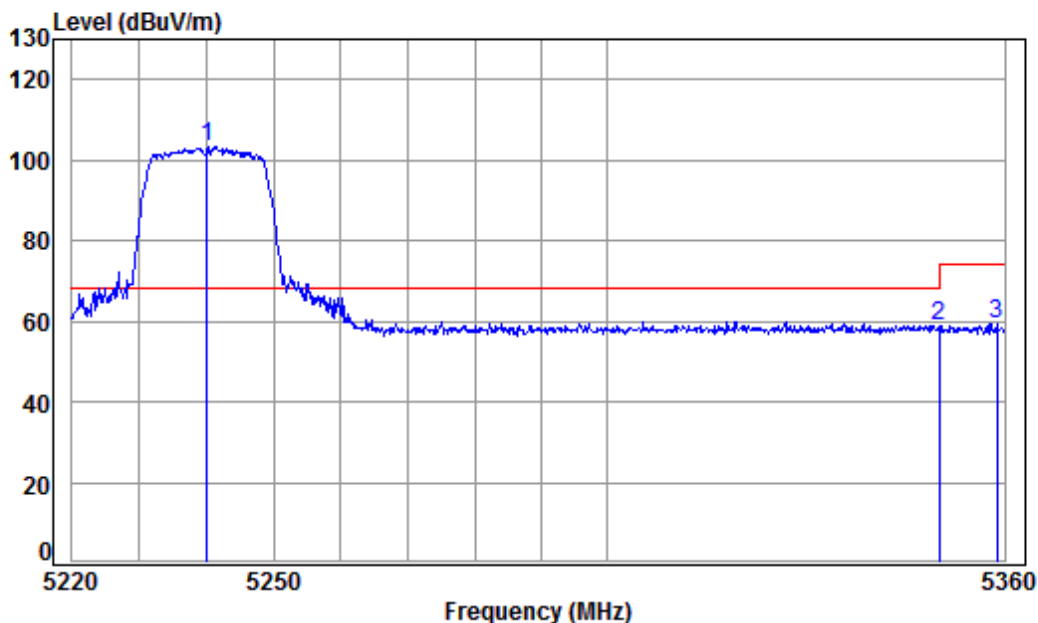
Mode : 5180 Band edge

: 5G WIFI 11AC20

		Cable	Ant	Preamp	Read	Limit	Over	
	Freq	Loss	Factor	Factor	Level	Level	Line	Limit Remark
	MHz	dB	dB/m	dB	dBuV	dBuV/m	dBuV/m	dB
1 pp	5147.558	8.32	34.32	42.36	48.58	48.86	54.00	-5.14 Average
2	5149.980	8.33	34.32	42.36	48.51	48.80	54.00	-5.20 Average
3	5180.000	8.37	34.35	42.33	88.70	89.09	-----	----- Average



Mode:c; Polarization:Horizontal; Modulation:802.11ac; bandwidth:20MHz; Channel:High



Condition: 3m HORIZONTAL

Job No : 03478CR

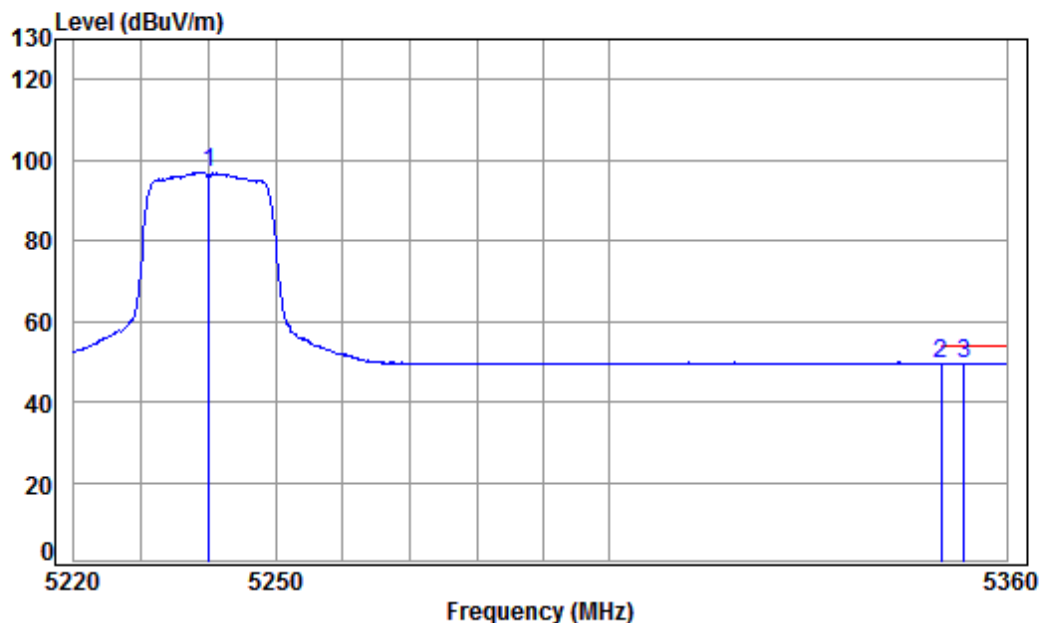
Mode : 5240 Band edge

: 5G WIFI 11AC20

		Cable	Ant	Preamp	Read	Limit	Over	
	Freq	Loss	Factor	Factor	Level	Level	Line	Limit Remark
	MHz	dB	dB/m	dB	dBuV	dBuV/m	dBuV/m	dB
1	pp 5240.000	8.46	34.40	42.27	102.77	103.36	68.20	35.16 peak
2	5350.020	8.63	34.48	42.17	57.86	58.80	74.00	-15.20 peak
3	5358.865	8.64	34.49	42.16	58.51	59.48	74.00	-14.52 peak



Mode:c; Polarization:Horizontal; Modulation:802.11ac; bandwidth:20MHz; Channel:High



Condition: 3m HORIZONTAL

Job No : 03478CR

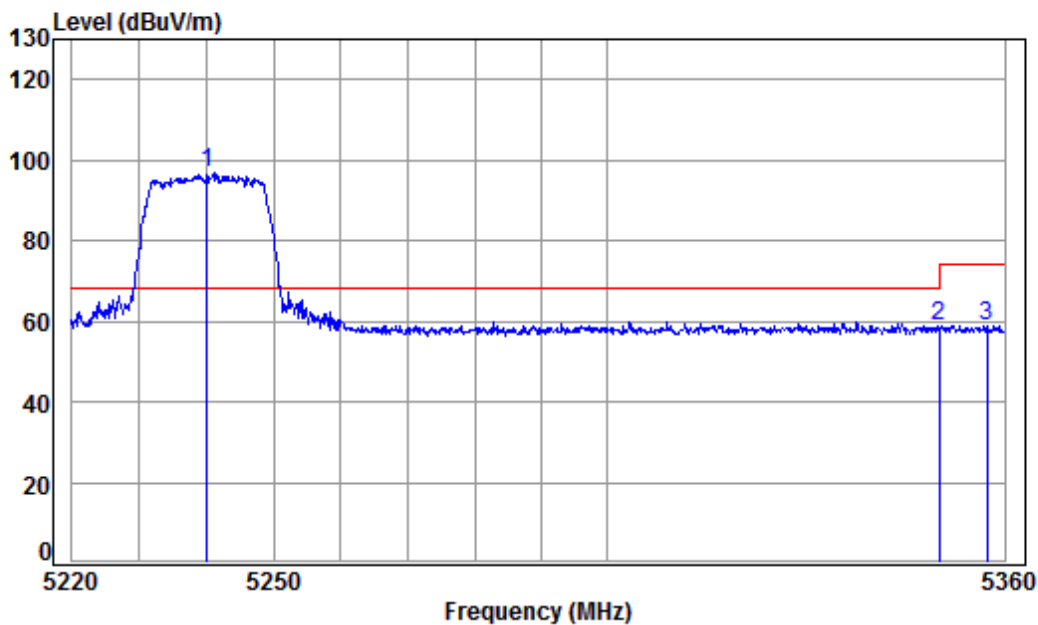
Mode : 5240 Band edge

: 5G WIFI 11AC20

		Cable	Ant	Preamp	Read	Limit	Over	
	Freq	Loss	Factor	Factor	Level	Level	Line	Limit Remark
	MHz	dB	dB/m	dB	dBuV	dBuV/m	dBuV/m	dB
1	5240.000	8.46	34.40	42.27	96.39	96.98	-----	----- Average
2	pp 5350.020	8.63	34.48	42.17	48.64	49.58	54.00	-4.42 Average
3	5353.479	8.63	34.49	42.17	48.62	49.57	54.00	-4.43 Average



Mode:c; Polarization:Vertical; Modulation:802.11ac; bandwidth:20MHz; Channel:High



Condition: 3m VERTICAL

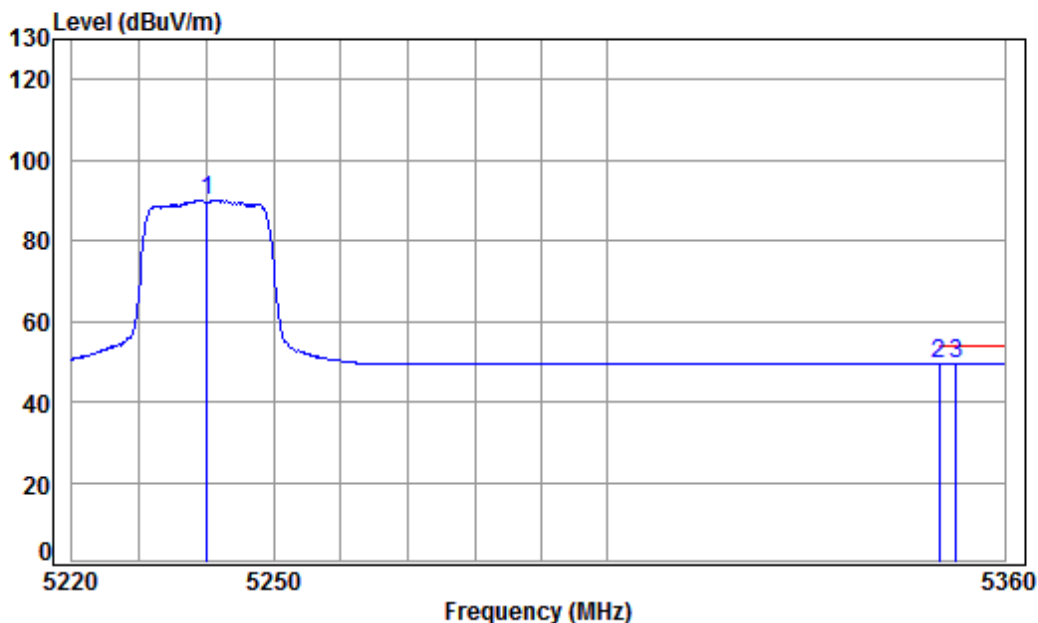
Job No : 03478CR

Mode : 5240 Band edge
: 5G WIFI 11AC20

		Cable	Ant	Preamp	Read	Limit	Over	
	Freq	Loss	Factor	Factor	Level	Level	Limit	Remark
	MHz	dB	dB/m	dB	dBuV	dBuV/m	dBuV/m	dB
1	pp 5240.000	8.46	34.40	42.27	96.10	96.69	68.20	28.49 Peak
2	5350.020	8.63	34.48	42.17	57.87	58.81	74.00	-15.19 Peak
3	5357.305	8.64	34.49	42.16	58.10	59.07	74.00	-14.93 Peak



Mode:c; Polarization:Vertical; Modulation:802.11ac; bandwidth:20MHz; Channel:High



Condition: 3m VERTICAL

Job No : 03478CR

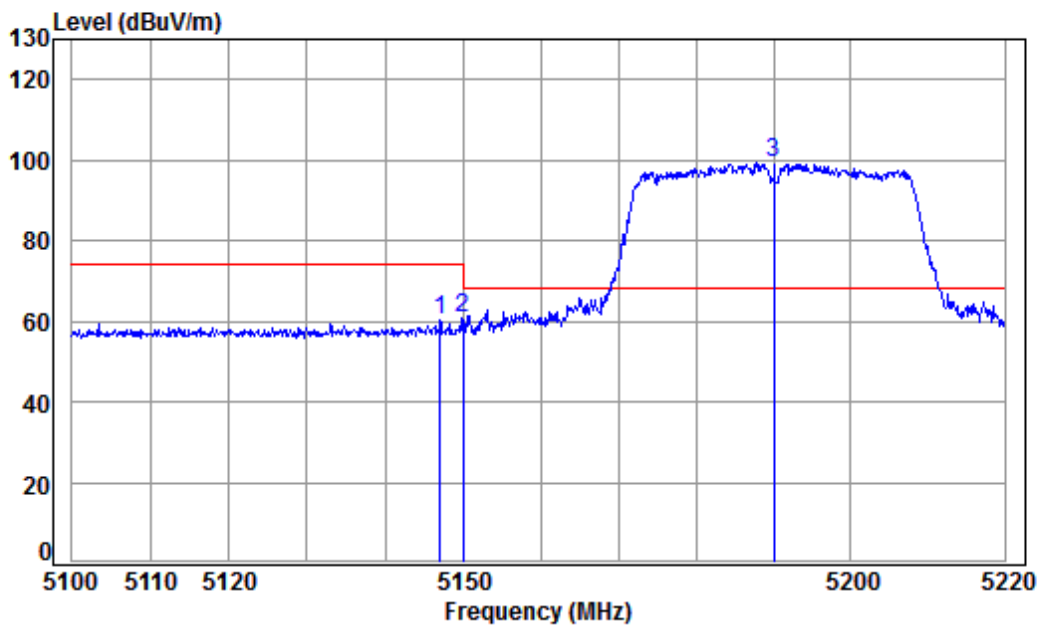
Mode : 5240 Band edge

: 5G WIFI 11AC20

		Cable	Ant	Preamp	Read	Limit	Over	
	Freq	Loss	Factor	Factor	Level	Level	Limit	Remark
	MHz	dB	dB/m	dB	dBuV	dBuV/m	dBuV/m	dB
1	5240.000	8.46	34.40	42.27	89.57	90.16	-----	----- Average
2	5350.020	8.63	34.48	42.17	48.53	49.47	54.00	-4.53 Average
3 pp	5352.628	8.63	34.49	42.17	48.64	49.59	54.00	-4.41 Average



Mode:c; Polarization:Horizontal; Modulation:802.11ac; bandwidth:40MHz; Channel:Low



Condition: 3m HORIZONTAL

Job No : 03478CR

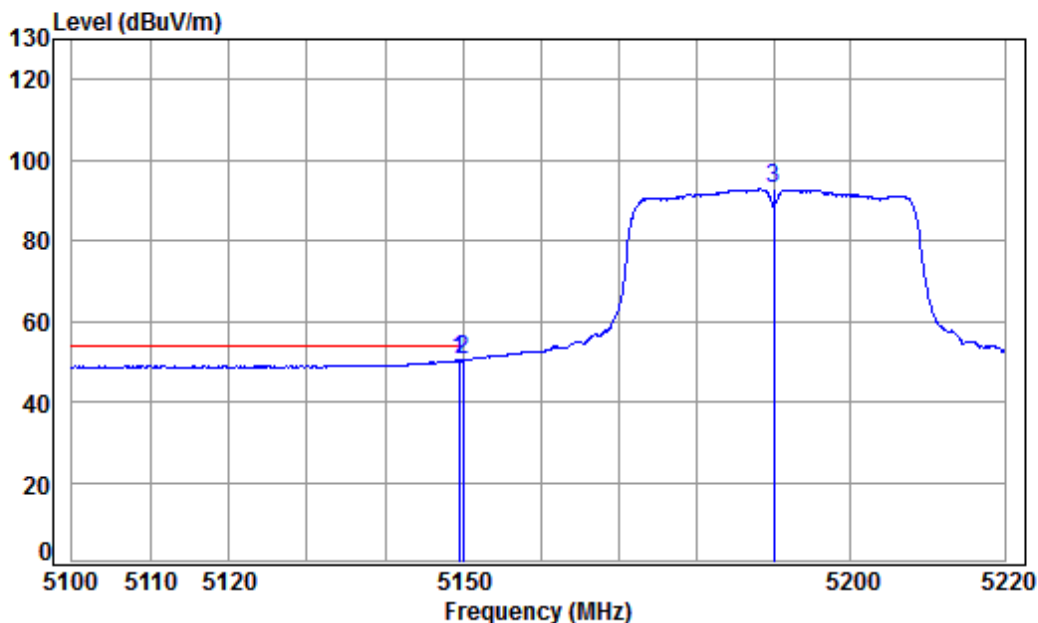
Mode : 5190 Band edge

: 5G WIFI 11AC40

		Cable	Ant	Preamp	Read	Limit	Over	
	Freq	Loss	Factor	Factor	Level	Level	Line	Limit Remark
	MHz	dB	dB/m	dB	dBuV	dBuV/m	dBuV/m	dB
1	5147.067	8.32	34.32	42.36	59.96	60.24	74.00	-13.76 peak
2	5149.980	8.33	34.32	42.36	60.52	60.81	74.00	-13.19 peak
3 pp	5190.000	8.39	34.36	42.32	98.87	99.30	68.20	31.10 peak



Mode:c; Polarization:Horizontal; Modulation:802.11ac; bandwidth:40MHz; Channel:Low



Condition: 3m HORIZONTAL

Job No : 03478CR

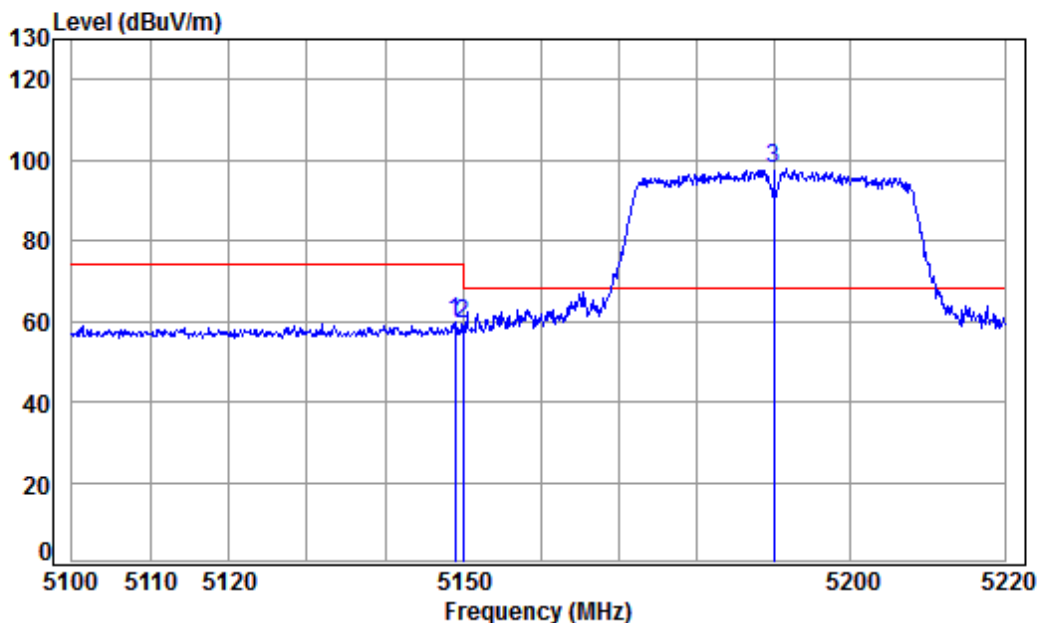
Mode : 5190 Band edge

: 5G WIFI 11AC40

		Cable	Ant	Preamp	Read	Limit	Over	
	Freq	Loss	Factor	Factor	Level	Level	Line	Limit Remark
	MHz	dB	dB/m	dB	dBuV	dBuV/m	dBuV/m	dB
1	5149.461	8.32	34.32	42.36	49.97	50.25	54.00	-3.75 Average
2	pp 5149.980	8.33	34.32	42.36	50.09	50.38	54.00	-3.62 Average
3	5190.000	8.39	34.36	42.32	92.37	92.80	-----	----- Average



Mode:c; Polarization:Vertical; Modulation:802.11ac; bandwidth:40MHz; Channel:Low



Condition: 3m VERTICAL

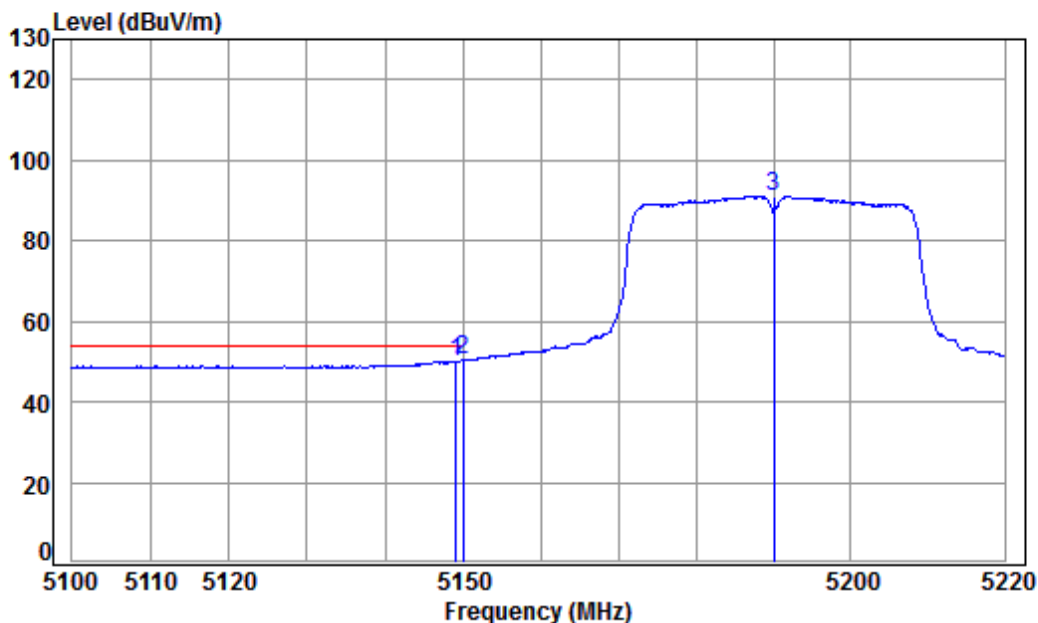
Job No : 03478CR

Mode : 5190 Band edge
: 5G WIFI 11AC40

		Cable	Ant	Preamp	Read	Limit	Over	
	Freq	Loss	Factor	Factor	Level	Line	Limit	Remark
	MHz	dB	dB/m	dB	dBuV	dBuV/m	dBuV/m	dB
1	5148.982	8.32	34.32	42.36	59.33	59.61	74.00	-14.39 Peak
2	5149.980	8.33	34.32	42.36	59.16	59.45	74.00	-14.55 Peak
3 pp	5190.000	8.39	34.36	42.32	97.38	97.81	68.20	29.61 Peak



Mode:c; Polarization:Vertical; Modulation:802.11ac; bandwidth:40MHz; Channel:Low



Condition: 3m VERTICAL

Job No : 03478CR

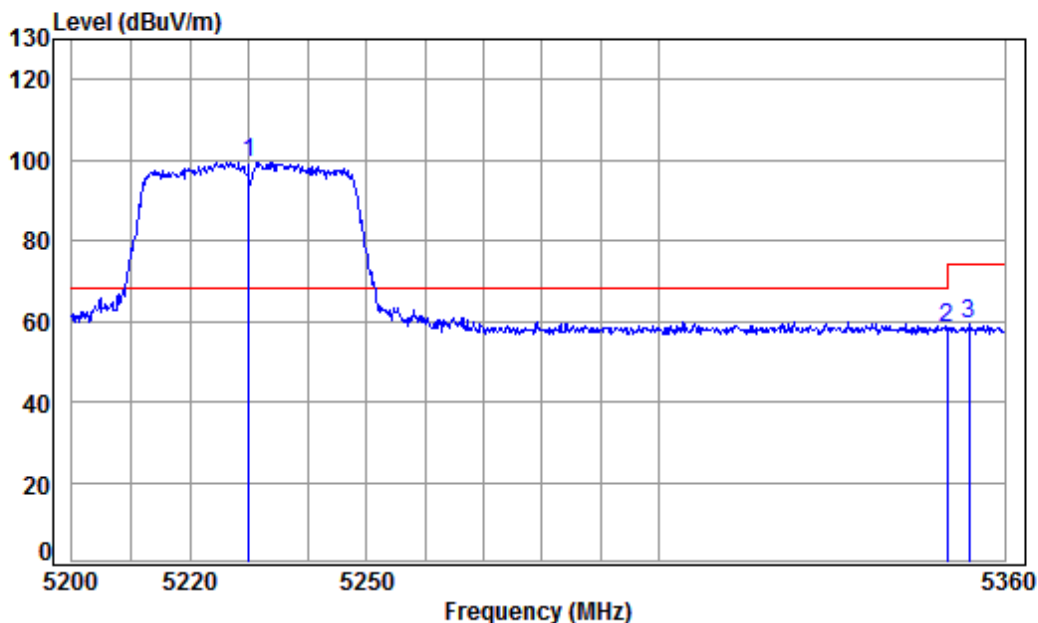
Mode : 5190 Band edge

: 5G WIFI 11AC40

	Freq	Cable Loss	Ant Factor	Preamp Factor	Read Level	Level	Limit	Over	Remark
	MHz	dB	dB/m	dB	dBuV	dBuV/m	dBuV/m	dB	
1	5149.102	8.32	34.32	42.36	49.79	50.07	54.00	-3.93	Average
2 pp	5149.980	8.33	34.32	42.36	50.17	50.46	54.00	-3.54	Average
3	5190.000	8.39	34.36	42.32	90.65	91.08	-----	-----	Average



Mode:c; Polarization:Horizontal; Modulation:802.11ac; bandwidth:40MHz; Channel:High



Condition: 3m HORIZONTAL

Job No : 03478CR

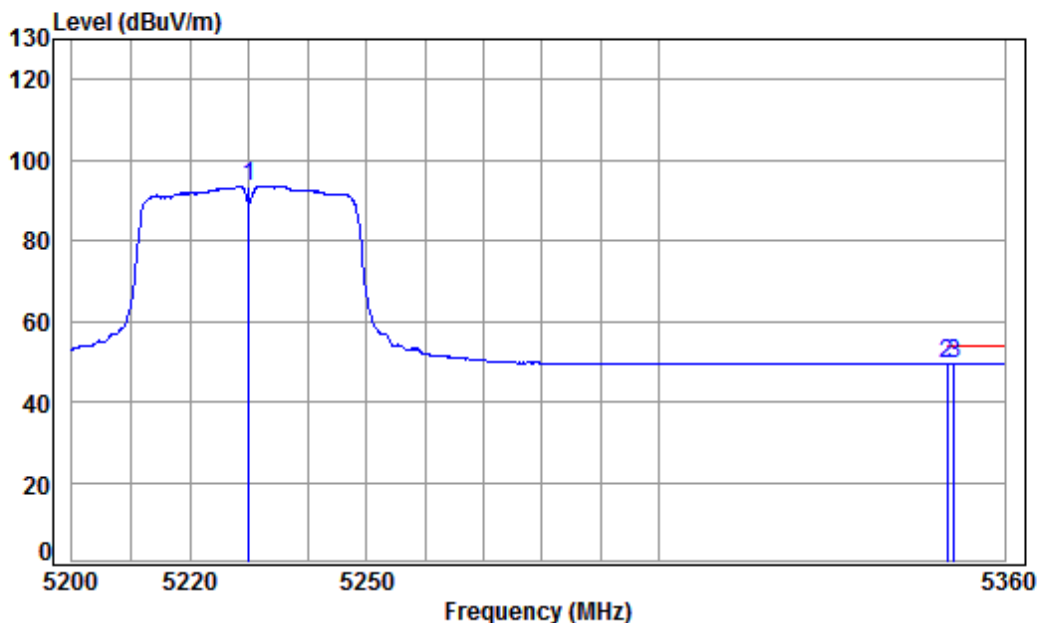
Mode : 5230 Band edge

: 5G WIFI 11AC40

		Cable	Ant	Preamp	Read	Limit	Over	
	Freq	Loss	Factor	Factor	Level	Level	Limit	Remark
	MHz	dB	dB/m	dB	dBuV	dBuV/m	dBuV/m	dB
1	pp 5230.000	8.45	34.39	42.28	98.92	99.48	68.20	31.28 peak
2	5350.020	8.63	34.48	42.17	57.35	58.29	74.00	-15.71 peak
3	5353.831	8.64	34.49	42.17	58.13	59.09	74.00	-14.91 peak



Mode:c; Polarization:Horizontal; Modulation:802.11ac; bandwidth:40MHz; Channel:High

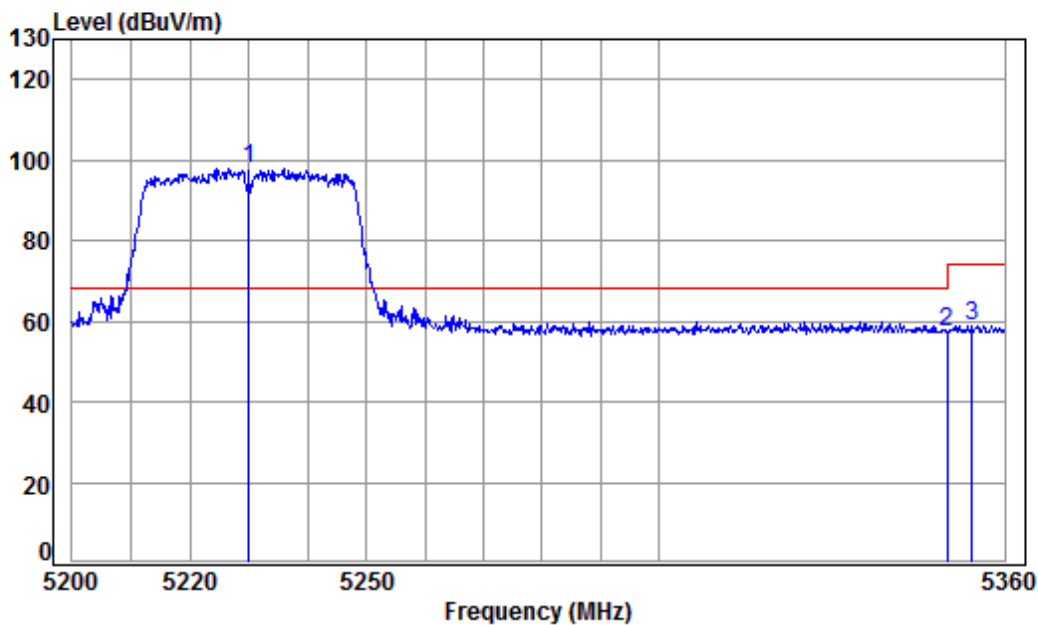


Condition: 3m HORIZONTAL
Job No : 03478CR
Mode : 5230 Band edge
: 5G WIFI 11AC40

		Cable	Ant	Preamp	Read	Limit	Over	
	Freq	Loss	Factor	Factor	Level	Level	Line	Limit Remark
	MHz	dB	dB/m	dB	dBuV	dBuV/m	dBuV/m	dB
1	5230.000	8.45	34.39	42.28	93.08	93.64	-----	----- Average
2	5350.020	8.63	34.48	42.17	48.54	49.48	54.00	-4.52 Average
3 pp	5351.235	8.63	34.48	42.17	48.63	49.57	54.00	-4.43 Average



Mode:c; Polarization:Vertical; Modulation:802.11ac; bandwidth:40MHz; Channel:High



Condition: 3m VERTICAL

Job No : 03478CR

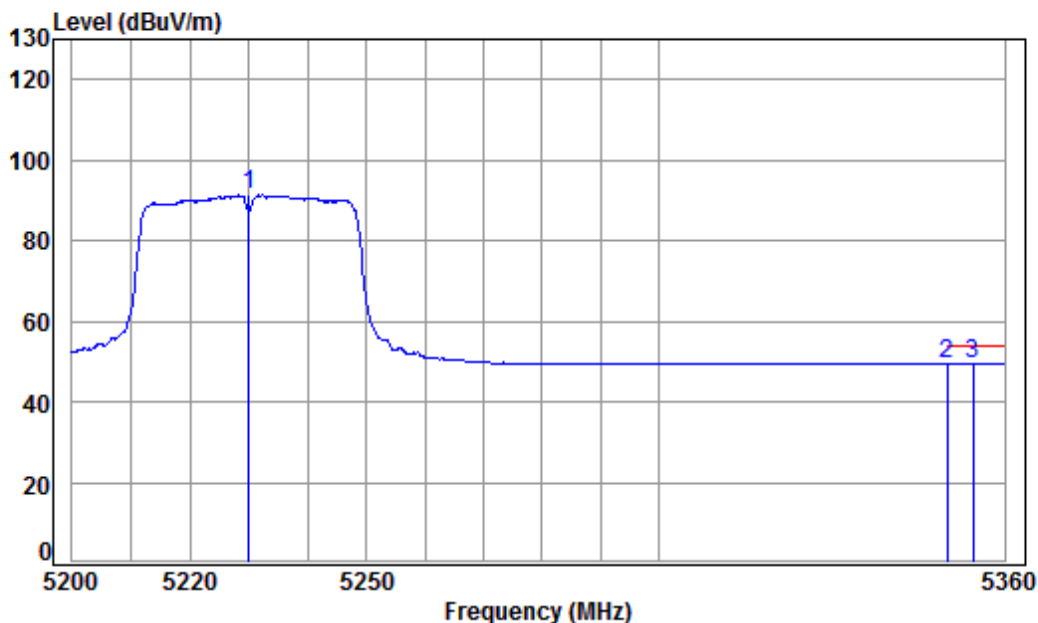
Mode : 5230 Band edge

: 5G WIFI 11AC40

		Cable	Ant	Preamp	Read	Limit	Over	
	Freq	Loss	Factor	Factor	Level	Level	Limit	Remark
	MHz	dB	dB/m	dB	dBuV	dBuV/m	dBuV/m	dB
1	pp 5230.000	8.45	34.39	42.28	97.46	98.02	68.20	29.82 Peak
2	5350.020	8.63	34.48	42.17	56.54	57.48	74.00	-16.52 Peak
3	5354.318	8.64	34.49	42.16	57.93	58.90	74.00	-15.10 Peak



Mode:c; Polarization:Vertical; Modulation:802.11ac; bandwidth:40MHz; Channel:High

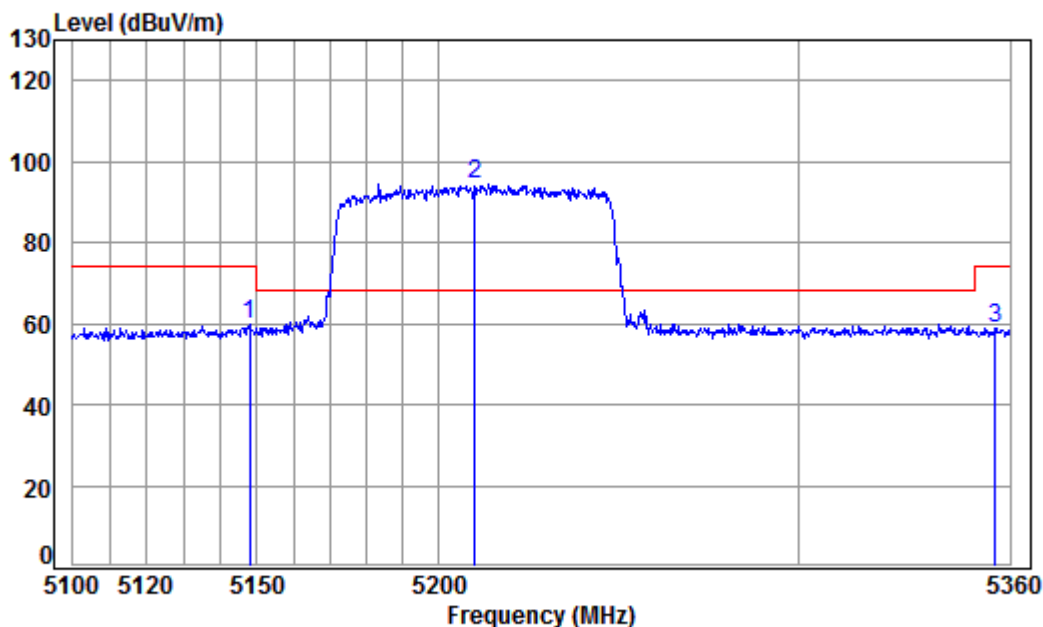


Condition: 3m VERTICAL
Job No : 03478CR
Mode : 5230 Band edge
: 5G WIFI 11AC40

		Cable	Ant	Preamp	Read	Limit	Over	
	Freq	Loss	Factor	Factor	Level	Level	Line	Limit Remark
	MHz	dB	dB/m	dB	dBuV	dBuV/m	dBuV/m	dB
1	5230.000	8.45	34.39	42.28	90.70	91.26	-----	----- Average
2	5350.020	8.63	34.48	42.17	48.57	49.51	54.00	-4.49 Average
3 pp	5354.480	8.64	34.49	42.16	48.59	49.56	54.00	-4.44 Average



Mode:c; Polarization:Horizontal; Modulation:802.11ac; bandwidth:80MHz; Channel:middle



Condition: 3m HORIZONTAL

Job No : 03478CR

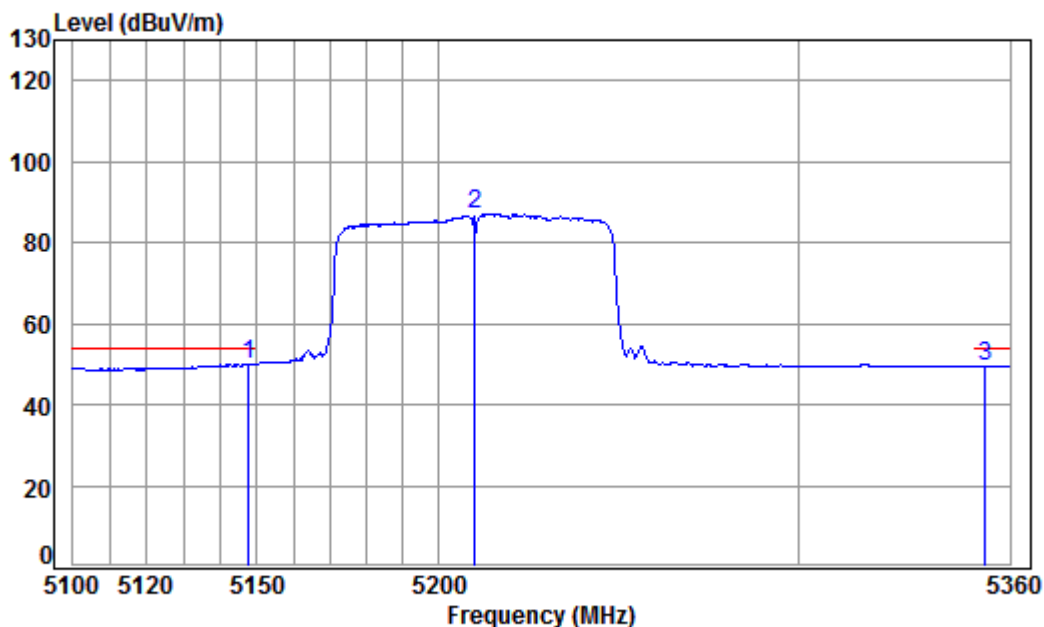
Mode : 5210 Band edge

: 5G WIFI 11AC80

		Cable	Ant	Preamp	Read	Limit	Over	
	Freq	Loss	Factor	Factor	Level	Level	Line	Remark
	MHz	dB	dB/m	dB	dBuV	dBuV/m	dBuV/m	dB
1	5148.154	8.32	34.32	42.36	59.76	60.04	74.00	-13.96 peak
2 pp	5210.000	8.42	34.37	42.30	93.93	94.42	68.20	26.22 peak
3	5355.737	8.64	34.49	42.16	58.10	59.07	74.00	-14.93 peak



Mode:c; Polarization:Horizontal; Modulation:802.11ac; bandwidth:80MHz; Channel:middle



Condition: 3m HORIZONTAL

Job No : 03478CR

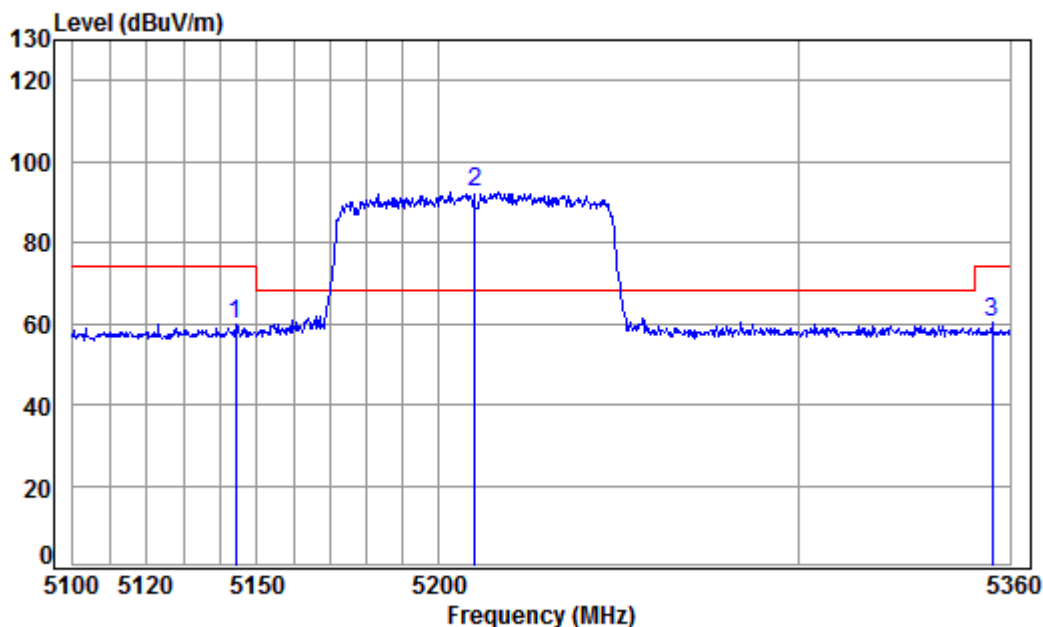
Mode : 5210 Band edge

: 5G WIFI 11AC80

		Cable	Ant	Preamp	Read		Limit	Over	
	Freq	Loss	Factor	Factor	Level	Level	Line	Limit	Remark
	MHz	dB	dB/m	dB	dBuV	dBuV/m	dBuV/m	dB	
1 pp	5147.898	8.32	34.32	42.36	49.84	50.12	54.00	-3.88	Average
2	5210.000	8.42	34.37	42.30	86.64	87.13	-----	-----	Average
3	5353.075	8.63	34.49	42.17	48.60	49.55	54.00	-4.45	Average



Mode:c; Polarization:Vertical; Modulation:802.11ac; bandwidth:80MHz; Channel:middle



Condition: 3m VERTICAL

Job No : 03478CR

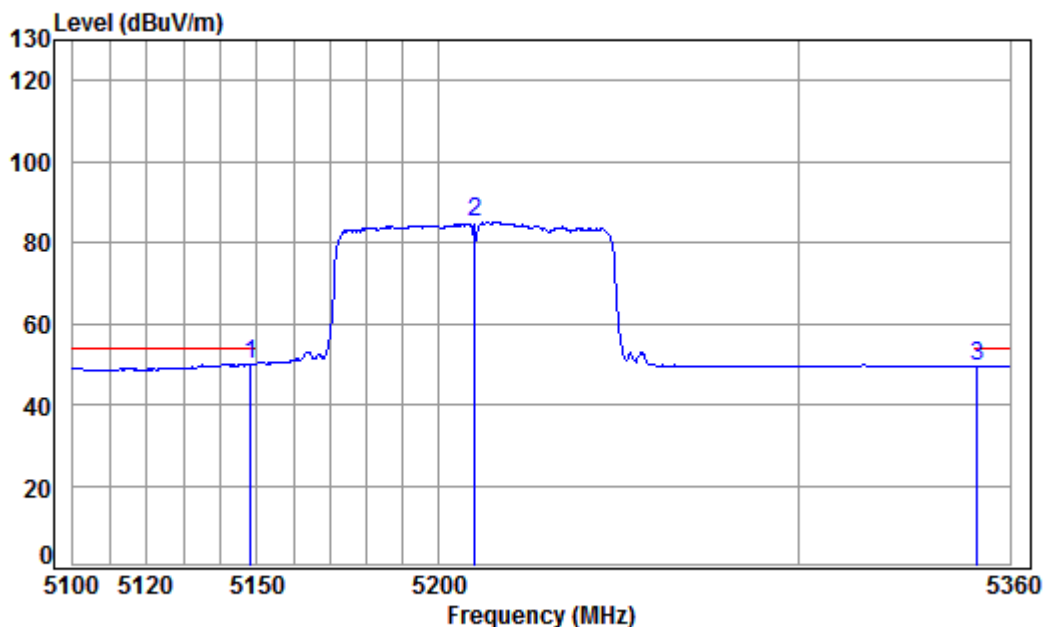
Mode : 5210 Band edge

: 5G WIFI 11AC80

		Cable	Ant	Preamp	Read		Limit	Over	
	Freq	Loss	Factor	Factor	Level	Level	Line	Limit	Remark
	MHz	dB	dB/m	dB	dBuV	dBuV/m	dBuV/m	dB	
1	5144.316	8.32	34.32	42.36	59.69	59.97	74.00	-14.03	Peak
2	pp 5210.000	8.42	34.37	42.30	91.82	92.31	68.20	24.11	Peak
3	5354.938	8.64	34.49	42.16	59.10	60.07	74.00	-13.93	Peak



Mode:c; Polarization:Vertical; Modulation:802.11ac; bandwidth:80MHz; Channel:middle



Condition: 3m VERTICAL

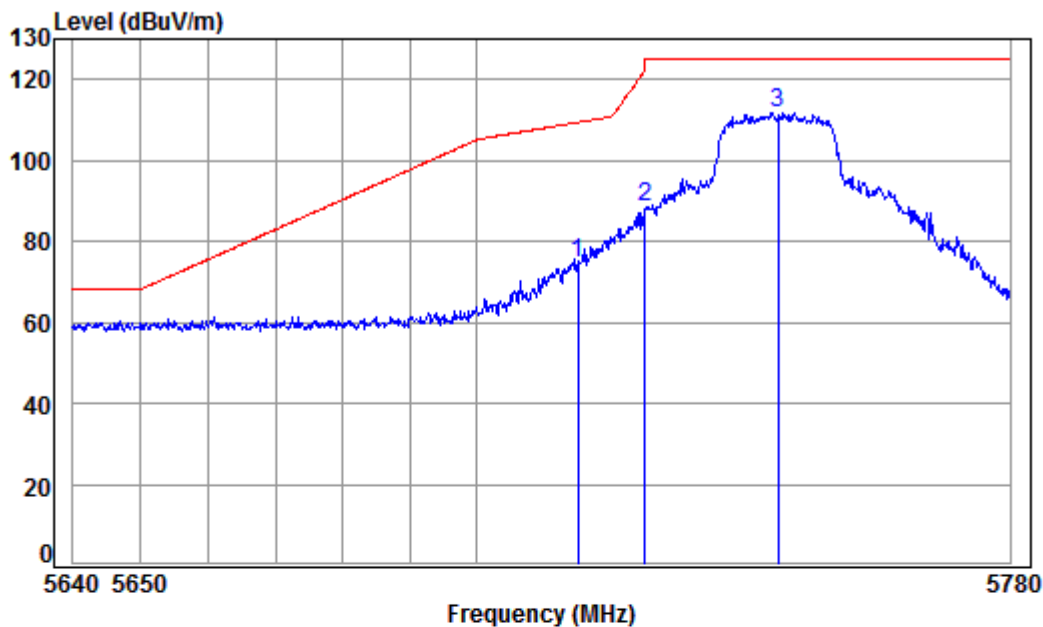
Job No : 03478CR

Mode : 5210 Band edge

: 5G WIFI 11AC80

		Cable	Ant	Preamp	Read	Limit	Over	
	Freq	Loss	Factor	Factor	Level	Level	Line	Remark
	MHz	dB	dB/m	dB	dBuV	dBuV/m	dBuV/m	dB
1 pp	5148.410	8.32	34.32	42.36	49.87	50.15	54.00	-3.85 Average
2	5210.000	8.42	34.37	42.30	84.76	85.25	-----	----- Average
3	5350.680	8.63	34.48	42.17	48.55	49.49	54.00	-4.51 Average

Mode:f; Polarization:Horizontal; Modulation:802.11a; bandwidth:20MHz; Channel:Low



Condition: 3m HORIZONTAL

Job No : 03478CR

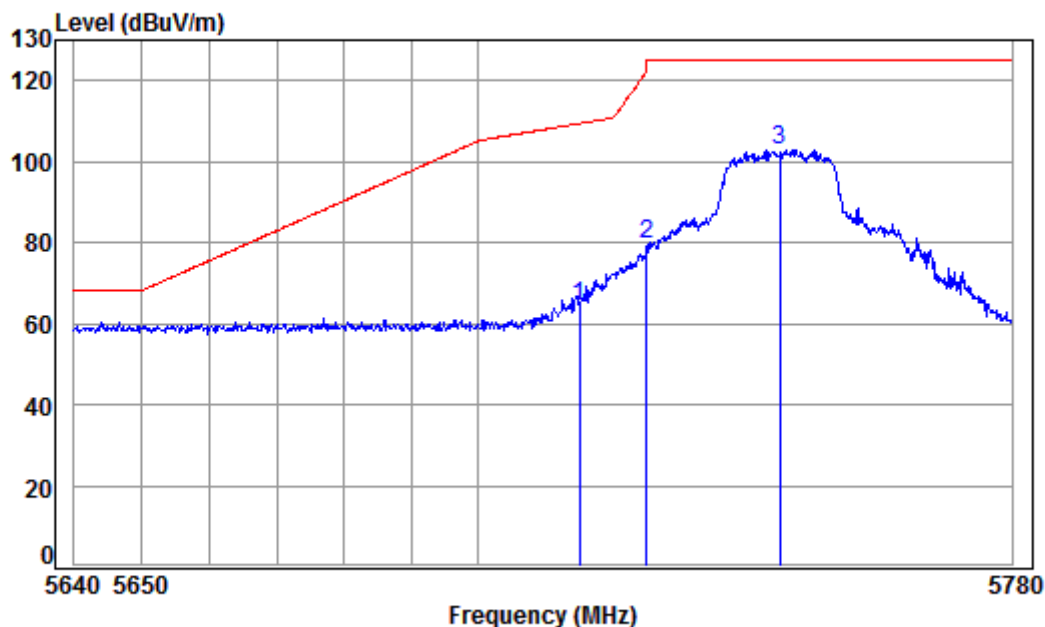
Mode : 5745 Band edge

: 5G WIFI 11A

		Cable	Ant	Preamp	Read		Limit	Over	
	Freq	Loss	Factor	Factor	Level	Level	Line	Limit	Remark
	MHz	dB	dB/m	dB	dBuV	dBuV/m	dBuV/m	dB	
1	5715.000	9.61	34.82	41.85	71.87	74.45	109.40	-34.95	peak
2	5725.000	9.64	34.83	41.84	85.83	88.46	122.20	-33.74	peak
3 pp	5745.000	9.71	34.85	41.82	109.11	111.85	125.20	-13.35	peak



Mode:f; Polarization:Vertical; Modulation:802.11a; bandwidth:20MHz; Channel:Low



Condition: 3m VERTICAL

Job No : 03478CR

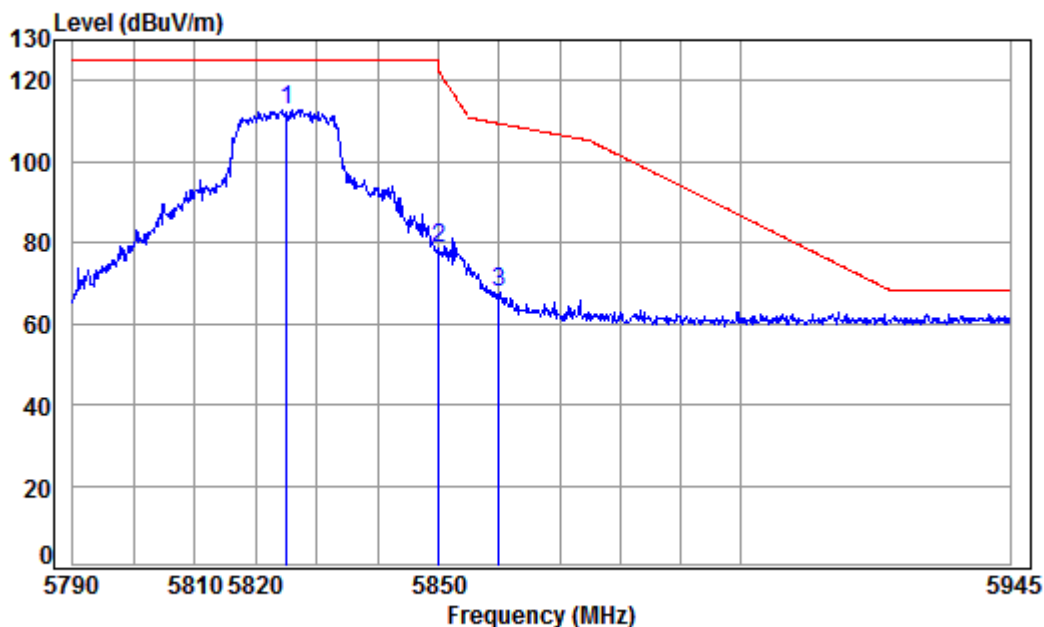
Mode : 5745 Band edge

: 5G WIFI 11A

		Cable	Ant	Preamp	Read	Limit	Over	
	Freq	Loss	Factor	Factor	Level	Level	Line	Limit Remark
	MHz	dB	dB/m	dB	dBuV	dBuV/m	dBuV/m	dB
1	5715.000	9.61	34.82	41.85	61.89	64.47	109.40	-44.93 peak
2	5725.000	9.64	34.83	41.84	76.71	79.34	122.20	-42.86 peak
3 pp	5745.000	9.71	34.85	41.82	100.07	102.81	125.20	-22.39 peak



Mode:f; Polarization:Horizontal; Modulation:802.11a; bandwidth:20MHz; Channel:High



Condition: 3m HORIZONTAL

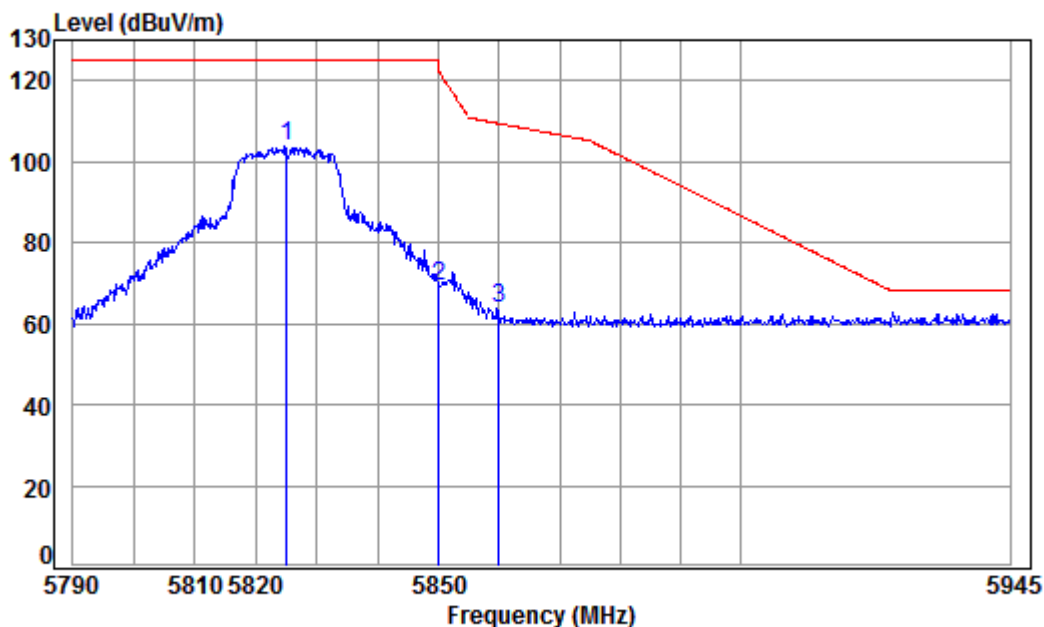
Job No : 03478CR

Mode : 5825 Band edge

: 5G WIFI 11A

		Cable	Ant	Preamp	Read		Limit	Over	
	Freq	Loss	Factor	Factor	Level	Level	Line	Limit	Remark
	MHz	dB	dB/m	dB	dBuV	dBuV/m	dBuV/m	dB	
1	pp 5825.000	9.98	34.93	41.75	109.74	112.90	125.20	-12.30	peak
2	5850.000	10.07	34.95	41.73	75.19	78.48	122.20	-43.72	peak
3	5860.000	10.10	34.96	41.72	64.50	67.84	109.40	-41.56	peak

Mode:f; Polarization:Vertical; Modulation:802.11a; bandwidth:20MHz; Channel:High



Condition: 3m VERTICAL

Job No : 03478CR

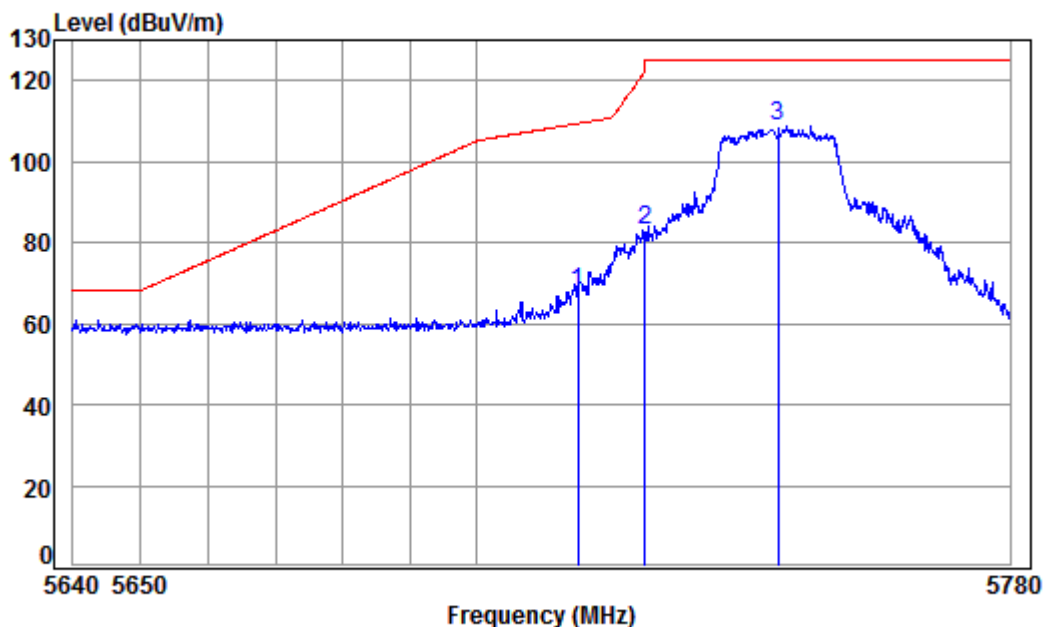
Mode : 5825 Band edge

: 5G WIFI 11A

		Cable	Ant	Preamp	Read	Limit	Over	
	Freq	Loss	Factor	Factor	Level	Level	Line	Remark
	MHz	dB	dB/m	dB	dBuV	dBuV/m	dBuV/m	dB
1	pp 5825.000	9.98	34.93	41.75	100.54	103.70	125.20	-21.50 peak
2	5850.000	10.07	34.95	41.73	65.75	69.04	122.20	-53.16 peak
3	5860.000	10.10	34.96	41.72	60.41	63.75	109.40	-45.65 peak



Mode:f; Polarization:Horizontal; Modulation:802.11n; bandwidth:20MHz; Channel:Low

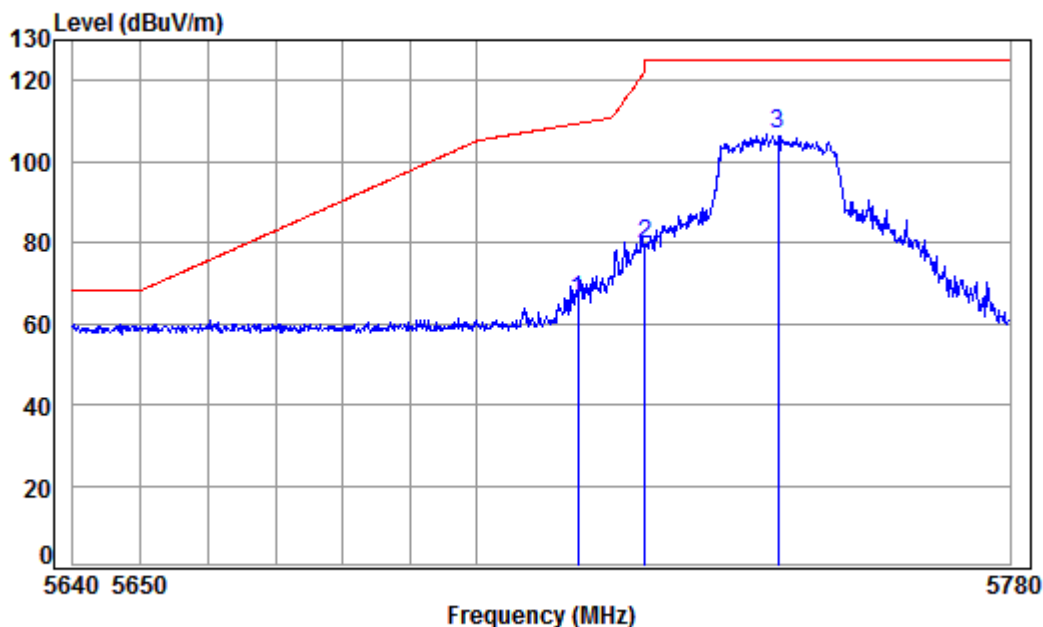


Condition: 3m HORIZONTAL
Job No : 03478CR
Mode : 5745 Band edge
: 5G WIFI 11N20

	Freq	Cable Loss	Ant Factor	Preamp Factor	Read Level	Level	Limit Line	Over Limit	Remark
	MHz	dB	dB/m	dB	dBuV	dBuV/m	dBuV/m	dB	
1	5715.000	9.61	34.82	41.85	65.28	67.86	109.40	-41.54	peak
2	5725.000	9.64	34.83	41.84	80.55	83.18	122.20	-39.02	peak
3 pp	5745.000	9.71	34.85	41.82	105.93	108.67	125.20	-16.53	peak



Mode:f; Polarization:Vertical; Modulation:802.11n; bandwidth:20MHz; Channel:Low



Condition: 3m VERTICAL

Job No : 03478CR

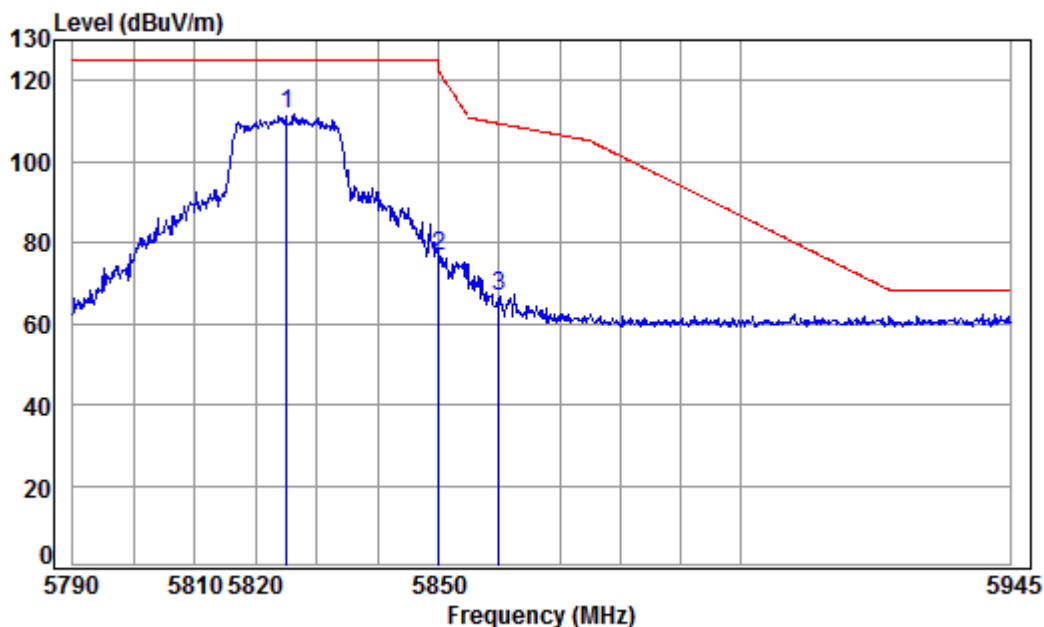
Mode : 5745 Band edge

: 5G WIFI 11N20

	Freq	Cable Loss	Ant Factor	Preamplifier Factor	Read Level	Level	Limit Line	Over Limit	Remark
	MHz	dB	dB/m	dB	dBuV	dBuV/m	dBuV/m	dB	
1	5715.000	9.61	34.82	41.85	63.27	65.85	109.40	-43.55	peak
2	5725.000	9.64	34.83	41.84	77.02	79.65	122.20	-42.55	peak
3 pp	5745.000	9.71	34.85	41.82	104.15	106.89	125.20	-18.31	peak



Mode:f; Polarization:Horizontal; Modulation:802.11n; bandwidth:20MHz; Channel:High



Condition: 3m HORIZONTAL

Job No : 03478CR

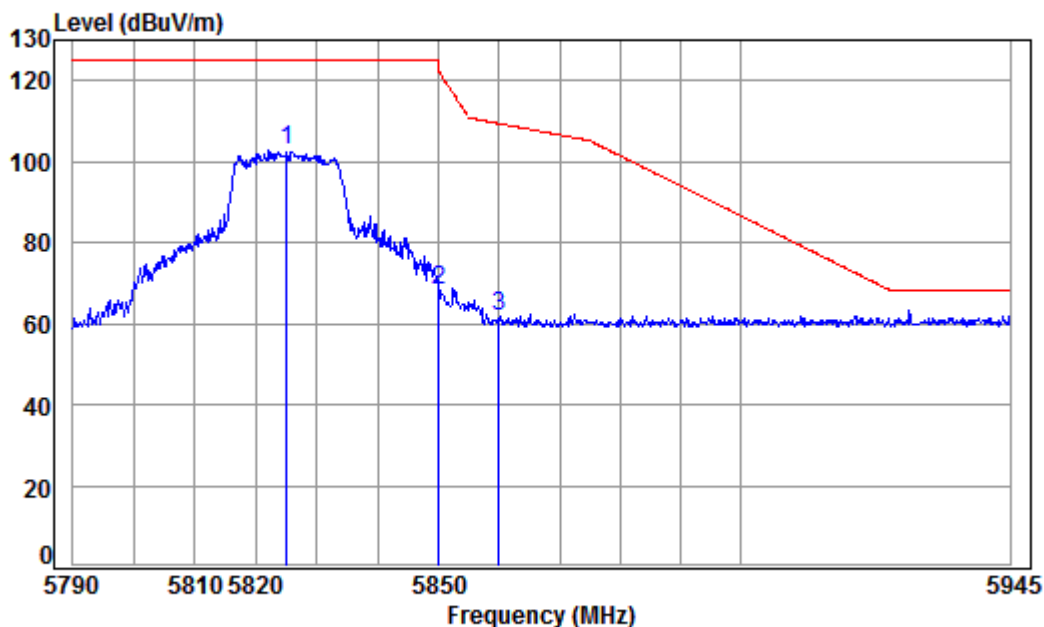
Mode : 5825 Band edge

: 5G WIFI 11N20

		Cable	Ant	Preamp	Read	Limit	Over	
	Freq	Loss	Factor	Factor	Level	Level	Line	Remark
	MHz	dB	dB/m	dB	dBuV	dBuV/m	dBuV/m	dB
1	pp 5825.000	9.98	34.93	41.75	108.47	111.63	125.20	-13.57 peak
2	5850.000	10.07	34.95	41.73	73.29	76.58	122.20	-45.62 peak
3	5860.000	10.10	34.96	41.72	63.32	66.66	109.40	-42.74 peak



Mode:f; Polarization:Vertical; Modulation:802.11n; bandwidth:20MHz; Channel:High



Condition: 3m VERTICAL

Job No : 03478CR

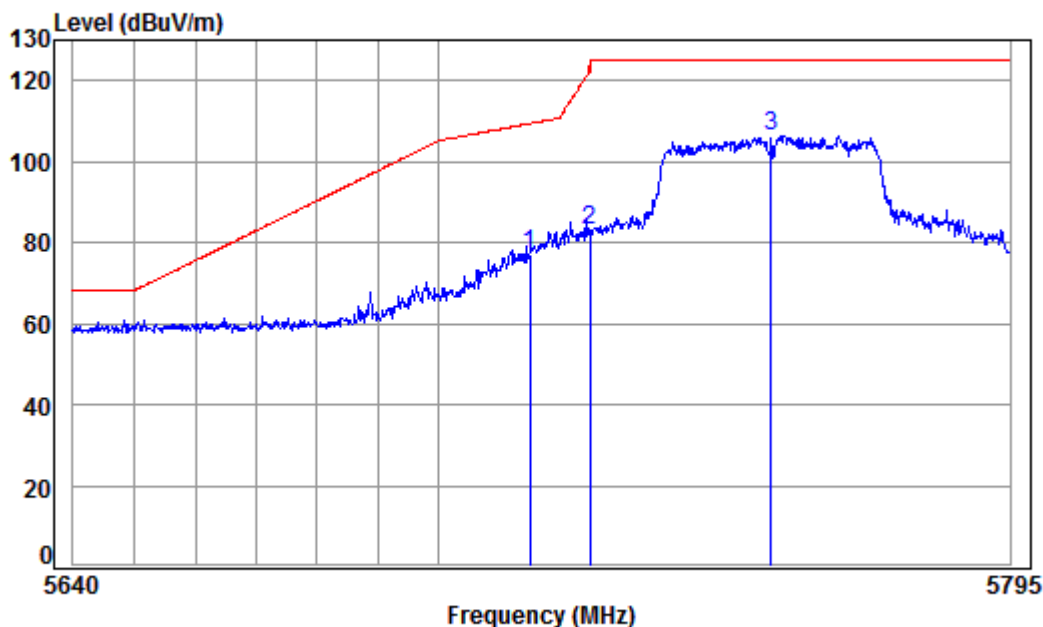
Mode : 5825 Band edge

: 5G WIFI 11N20

		Cable	Ant	Preamp	Read	Limit	Over	
	Freq	Loss	Factor	Factor	Level	Level	Line	Remark
	MHz	dB	dB/m	dB	dBuV	dBuV/m	dBuV/m	dB
1	pp 5825.000	9.98	34.93	41.75	99.42	102.58	125.20	-22.62 peak
2	5850.000	10.07	34.95	41.73	65.16	68.45	122.20	-53.75 peak
3	5860.000	10.10	34.96	41.72	58.30	61.64	109.40	-47.76 peak



Mode:f; Polarization:Horizontal; Modulation:802.11n; bandwidth:40MHz; Channel:Low



Condition: 3m HORIZONTAL

Job No : 03478CR

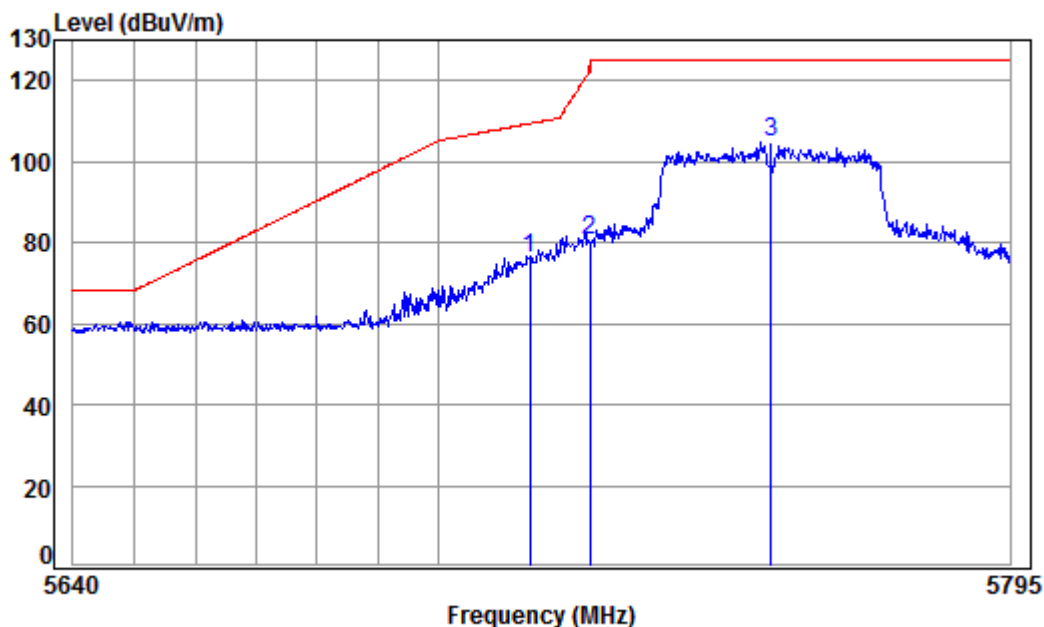
Mode : 5755 Band edge

: 5G WIFI 11N40

		Cable	Ant	Preamp	Read		Limit	Over	
	Freq	Loss	Factor	Factor	Level	Level	Line	Limit	Remark
	MHz	dB	dB/m	dB	dBuV	dBuV/m	dBuV/m	dB	
1	5715.000	9.61	34.82	41.85	74.29	76.87	109.40	-32.53	peak
2	5725.000	9.64	34.83	41.84	80.60	83.23	122.20	-38.97	peak
3 pp	5755.000	9.75	34.86	41.81	103.67	106.47	125.20	-18.73	peak



Mode:f; Polarization:Vertical; Modulation:802.11n; bandwidth:40MHz; Channel:Low



Condition: 3m VERTICAL

Job No : 03478CR

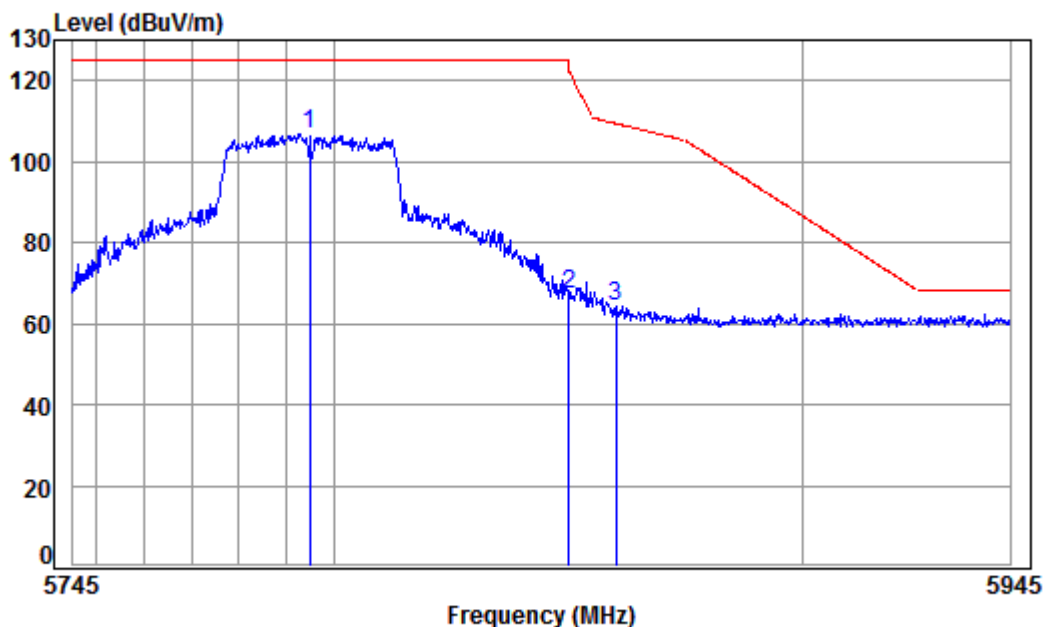
Mode : 5755 Band edge

: 5G WIFI 11N40

	Freq	Cable Loss	Ant Factor	Preamp Factor	Read Level	Level	Limit Line	Over Limit	Remark
	MHz	dB	dB/m	dB	dBuV	dBuV/m	dBuV/m	dB	
1	5715.000	9.61	34.82	41.85	73.41	75.99	109.40	-33.41	peak
2	5725.000	9.64	34.83	41.84	77.77	80.40	122.20	-41.80	peak
3 pp	5755.000	9.75	34.86	41.81	101.81	104.61	125.20	-20.59	peak



Mode:f; Polarization:Horizontal; Modulation:802.11n; bandwidth:40MHz; Channel:High



Condition: 3m HORIZONTAL

Job No : 03478CR

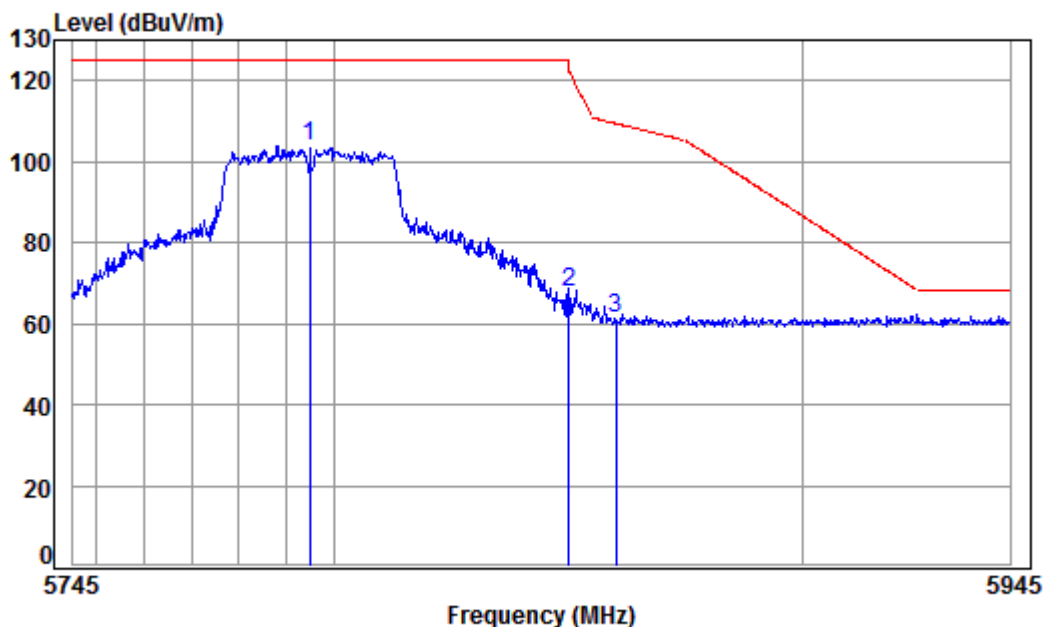
Mode : 5795 Band edge

: 5G WIFI 11N40

		Cable	Ant	Preamp	Read		Limit	Over	
	Freq	Loss	Factor	Factor	Level	Level	Line	Limit	Remark
	MHz	dB	dB/m	dB	dBuV	dBuV/m	dBuV/m	dB	
1	pp 5795.000	9.88	34.90	41.78	103.65	106.65	125.20	-18.55	peak
2	5850.000	10.07	34.95	41.73	63.77	67.06	122.20	-55.14	peak
3	5860.000	10.10	34.96	41.72	60.78	64.12	109.40	-45.28	peak



Mode:f; Polarization:Vertical; Modulation:802.11n; bandwidth:40MHz; Channel:High



Condition: 3m VERTICAL

Job No : 03478CR

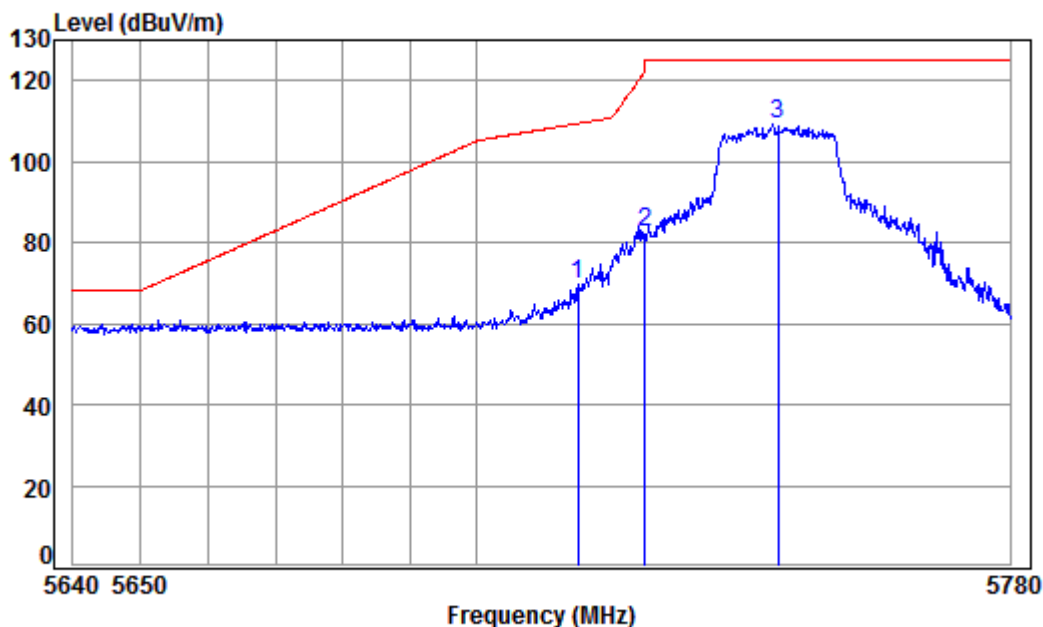
Mode : 5795 Band edge

: 5G WIFI 11N40

		Cable	Ant	Preamp	Read	Limit	Over	
	Freq	Loss	Factor	Factor	Level	Level	Line	Remark
	MHz	dB	dB/m	dB	dBuV	dBuV/m	dBuV/m	dB
1	pp 5795.000	9.88	34.90	41.78	100.88	103.88	125.20	-21.32 peak
2	5850.000	10.07	34.95	41.73	64.42	67.71	122.20	-54.49 peak
3	5860.000	10.10	34.96	41.72	57.91	61.25	109.40	-48.15 peak



Mode:f; Polarization:Horizontal; Modulation:802.11ac; bandwidth:20MHz; Channel:Low



Condition: 3m HORIZONTAL

Job No : 03478CR

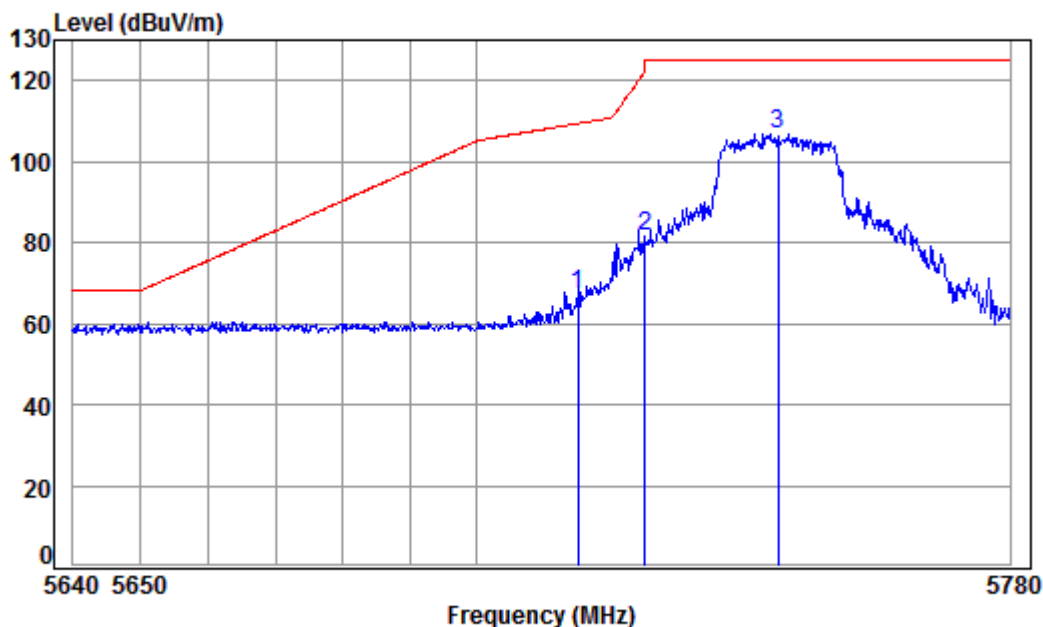
Mode : 5745 Band edge

: 5G WIFI 11AC20

		Cable	Ant	Preamp	Read	Limit	Over	
	Freq	Loss	Factor	Factor	Level	Level	Line	Remark
	MHz	dB	dB/m	dB	dBuV	dBuV/m	dBuV/m	dB
1	5715.000	9.61	34.82	41.85	66.90	69.48	109.40	-39.92 peak
2	5725.000	9.64	34.83	41.84	79.84	82.47	122.20	-39.73 peak
3 pp	5745.000	9.71	34.85	41.82	106.41	109.15	125.20	-16.05 peak



Mode:f; Polarization:Vertical; Modulation:802.11ac; bandwidth:20MHz; Channel:Low



Condition: 3m VERTICAL

Job No : 03478CR

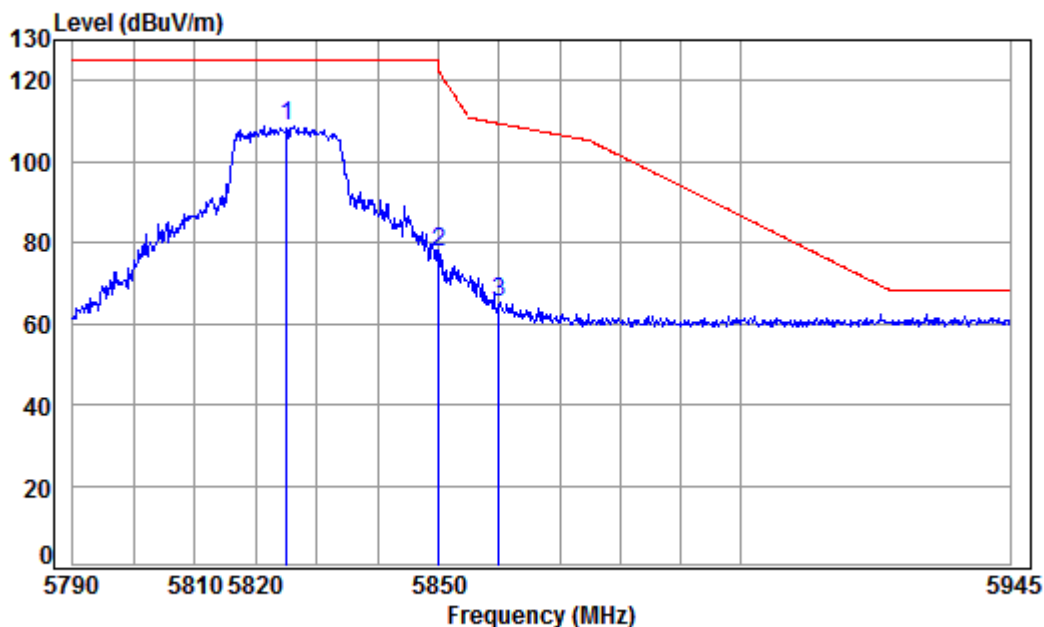
Mode : 5745 Band edge

: 5G WIFI 11AC20

	Freq	Cable Loss	Ant Factor	Preamp Factor	Read Level	Limit Level	Limit Line	Over Limit	Remark
	MHz	dB	dB/m	dB	dBuV	dBuV/m	dBuV/m	dB	
1	5715.000	9.61	34.82	41.85	64.85	67.43	109.40	-41.97	peak
2	5725.000	9.64	34.83	41.84	78.93	81.56	122.20	-40.64	peak
3 pp	5745.000	9.71	34.85	41.82	103.98	106.72	125.20	-18.48	peak



Mode:f; Polarization:Horizontal; Modulation:802.11ac; bandwidth:20MHz; Channel:High



Condition: 3m HORIZONTAL

Job No : 03478CR

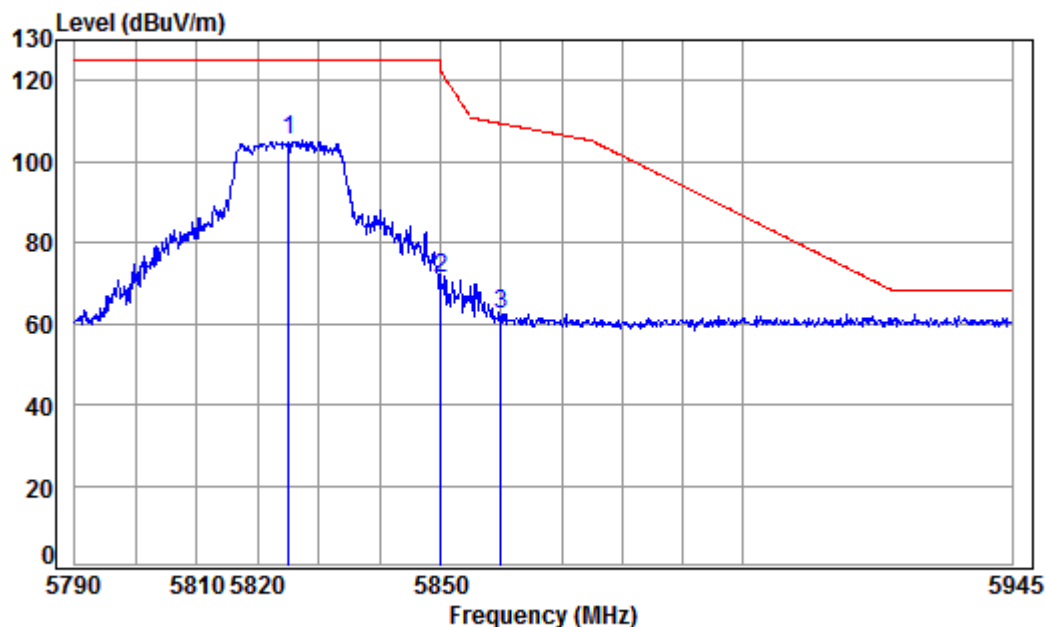
Mode : 5825 Band edge

: 5G WIFI 11AC20

		Cable	Ant	Preamp	Read	Limit	Over	
	Freq	Loss	Factor	Factor	Level	Level	Line	Remark
	MHz	dB	dB/m	dB	dBuV	dBuV/m	dBuV/m	dB
1	pp 5825.000	9.98	34.93	41.75	105.64	108.80	125.20	-16.40 peak
2	5850.000	10.07	34.95	41.73	74.37	77.66	122.20	-44.54 peak
3	5860.000	10.10	34.96	41.72	61.73	65.07	109.40	-44.33 peak



Mode:f; Polarization:Vertical; Modulation:802.11ac; bandwidth:20MHz; Channel:High



Condition: 3m VERTICAL

Job No : 03478CR

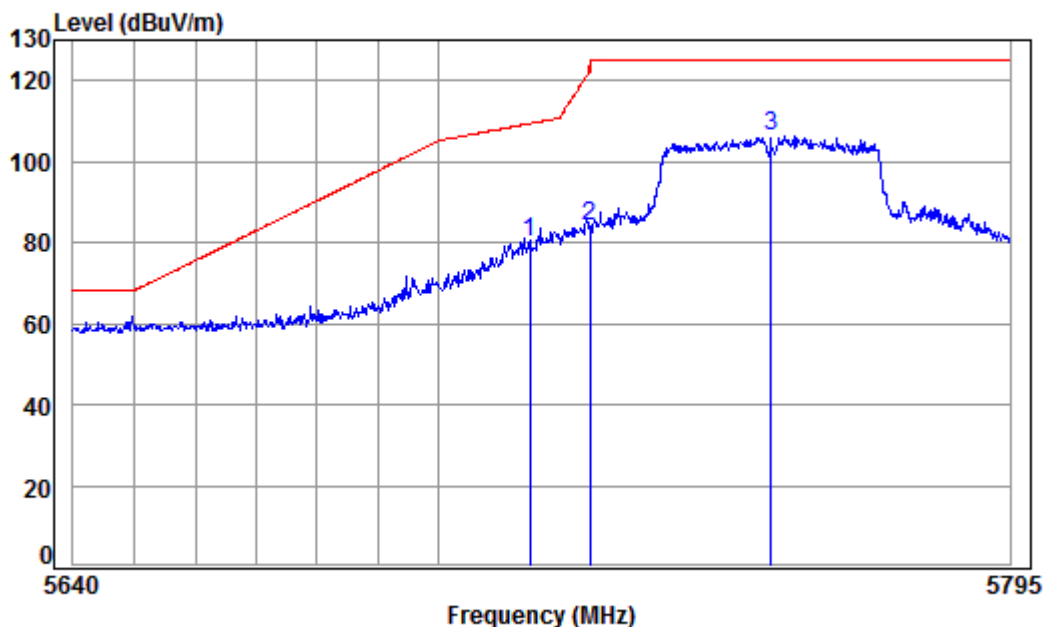
Mode : 5825 Band edge

: 5G WIFI 11AC20

		Cable	Ant	Preamp	Read	Limit	Over	
	Freq	Loss	Factor	Factor	Level	Level	Line	Remark
	MHz	dB	dB/m	dB	dBuV	dBuV/m	dBuV/m	dB
1	pp 5825.000	9.98	34.93	41.75	102.04	105.20	125.20	-20.00 peak
2	5850.000	10.07	34.95	41.73	68.10	71.39	122.20	-50.81 peak
3	5860.000	10.10	34.96	41.72	59.14	62.48	109.40	-46.92 peak



Mode:f; Polarization:Horizontal; Modulation:802.11ac; bandwidth:40MHz; Channel:Low



Condition: 3m HORIZONTAL

Job No : 03478CR

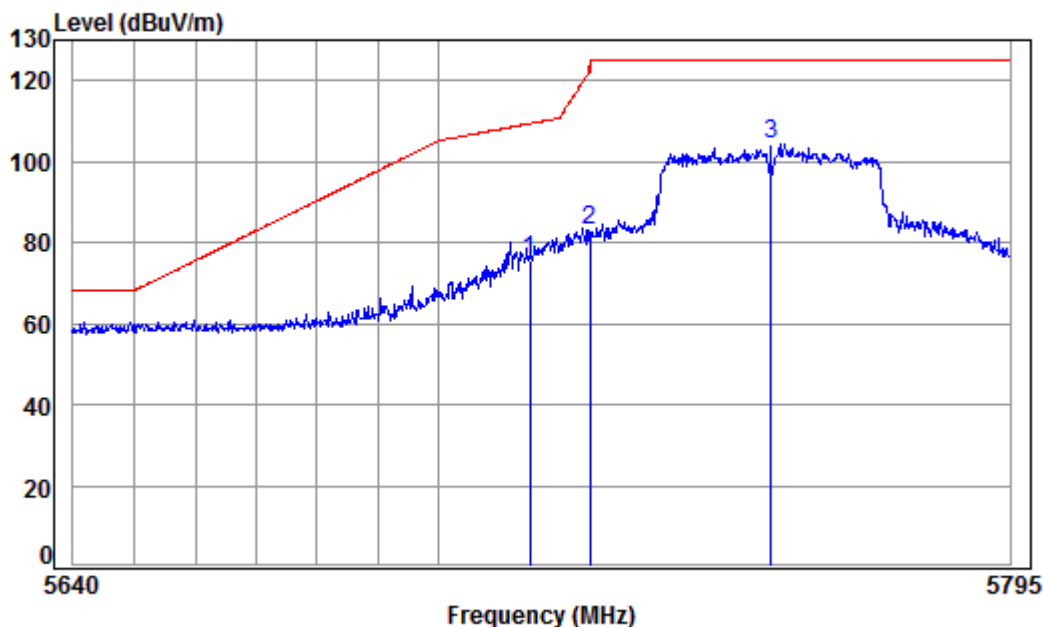
Mode : 5755 Band edge

: 5G WIFI 11AC40

		Cable	Ant	Preamp	Read	Limit	Over	
	Freq	Loss	Factor	Factor	Level	Level	Line	Remark
	MHz	dB	dB/m	dB	dBuV	dBuV/m	dBuV/m	dB
1	5715.000	9.61	34.82	41.85	77.39	79.97	109.40	-29.43 peak
2	5725.000	9.64	34.83	41.84	81.54	84.17	122.20	-38.03 peak
3 pp	5755.000	9.75	34.86	41.81	103.66	106.46	125.20	-18.74 peak



Mode:f; Polarization:Vertical; Modulation:802.11ac; bandwidth:40MHz; Channel:Low



Condition: 3m VERTICAL

Job No : 03478CR

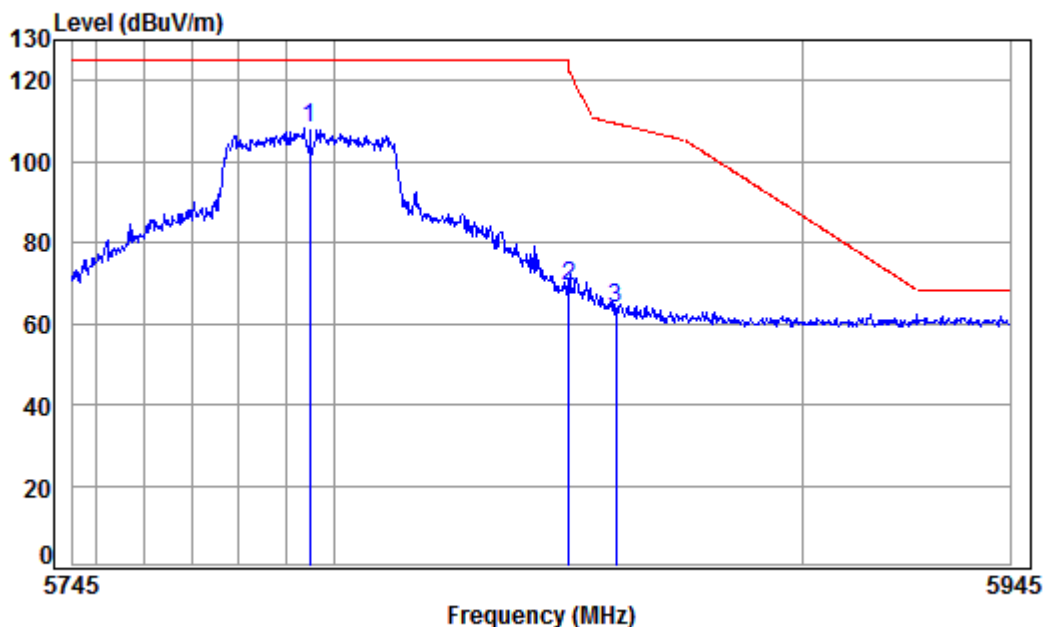
Mode : 5755 Band edge

: 5G WIFI 11AC40

	Freq	Cable Loss	Ant Factor	Preamplifier Factor	Read Level	Level	Limit Line	Over Limit	Remark
	MHz	dB	dB/m	dB	dBuV	dBuV/m	dBuV/m	dB	
1	5715.000	9.61	34.82	41.85	72.87	75.45	109.40	-33.95	peak
2	5725.000	9.64	34.83	41.84	80.35	82.98	122.20	-39.22	peak
3 pp	5755.000	9.75	34.86	41.81	101.38	104.18	125.20	-21.02	peak



Mode:f; Polarization:Horizontal; Modulation:802.11ac; bandwidth:40MHz; Channel:High



Condition: 3m HORIZONTAL

Job No : 03478CR

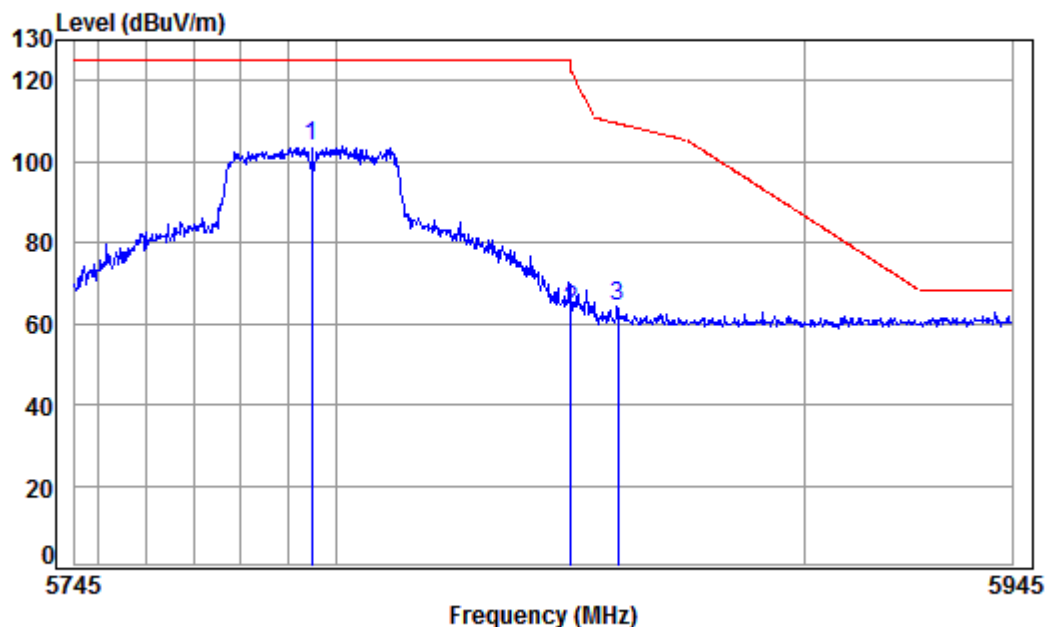
Mode : 5795 Band edge

: 5G WIFI 11AC40

		Cable	Ant	Preamp	Read		Limit	Over	
	Freq	Loss	Factor	Factor	Level	Level	Line	Limit	Remark
	MHz	dB	dB/m	dB	dBuV	dBuV/m	dBuV/m	dB	
1 pp	5795.000	9.88	34.90	41.78	105.44	108.44	125.20	-16.76	peak
2	5850.000	10.07	34.95	41.73	65.88	69.17	122.20	-53.03	peak
3	5860.000	10.10	34.96	41.72	60.42	63.76	109.40	-45.64	peak



Mode:f; Polarization:Vertical; Modulation:802.11ac; bandwidth:40MHz; Channel:High



Condition: 3m VERTICAL

Job No : 03478CR

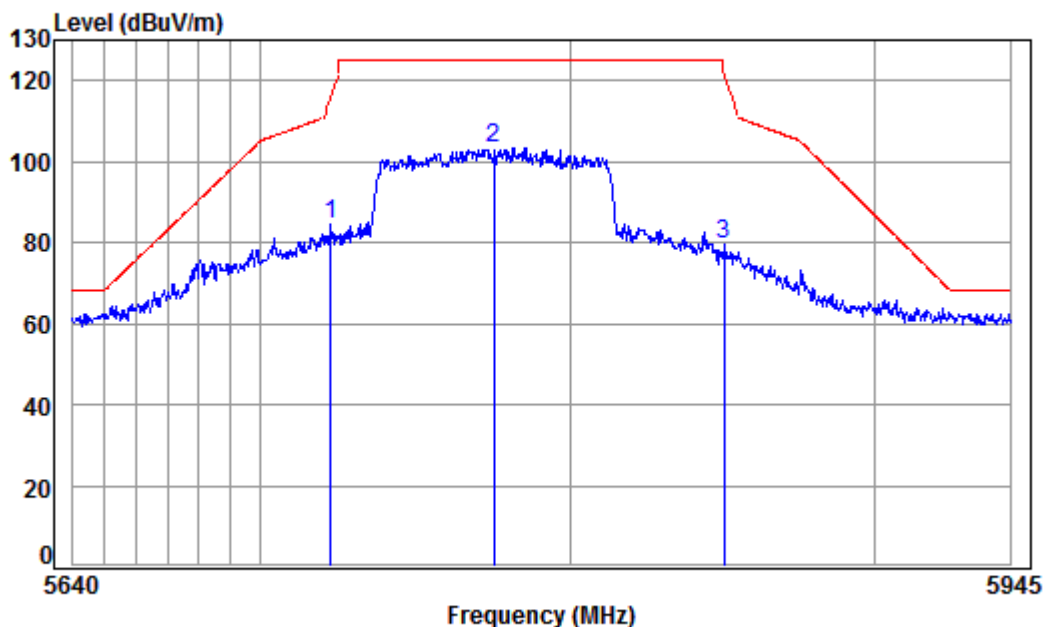
Mode : 5795 Band edge

: 5G WIFI 11AC40

		Cable	Ant	Preamp	Read	Limit	Over	
	Freq	Loss	Factor	Factor	Level	Level	Line	Limit Remark
	MHz	dB	dB/m	dB	dBuV	dBuV/m	dBuV/m	dB
1	pp 5795.000	9.88	34.90	41.78	100.68	103.68	125.20	-21.52 peak
2	5850.000	10.07	34.95	41.73	59.86	63.15	122.20	-59.05 peak
3	5860.000	10.10	34.96	41.72	60.73	64.07	109.40	-45.33 peak



Mode:f; Polarization:Horizontal; Modulation:802.11ac; bandwidth:80MHz; Channel:middle



Condition: 3m HORIZONTAL

Job No : 03478CR

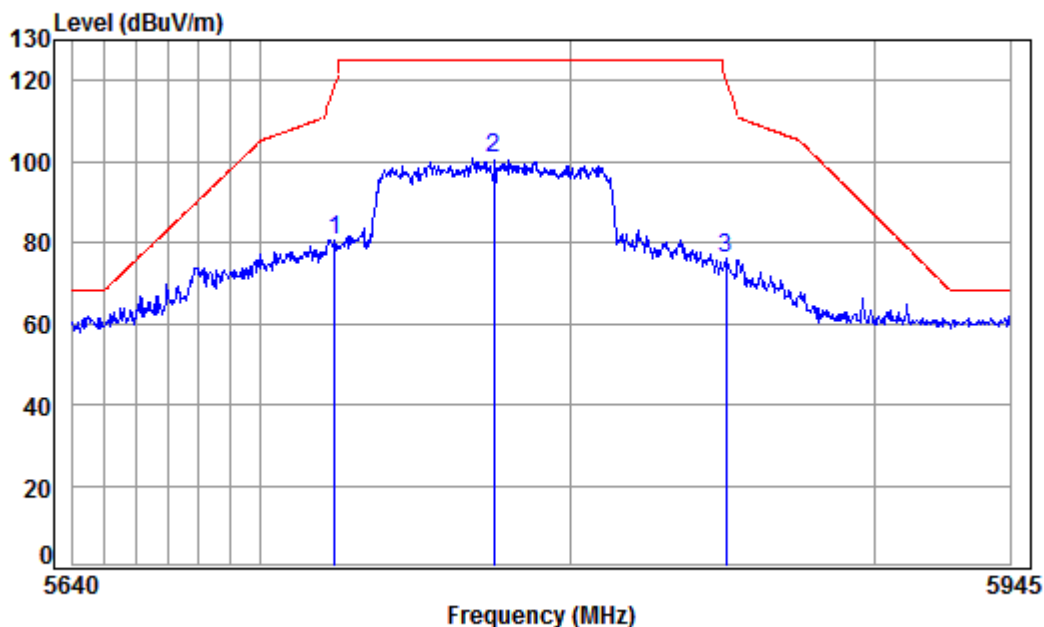
Mode : 5775 Band edge

: 5G WIFI 11AC80

		Cable	Ant	Preamp	Read	Limit	Over	
	Freq	Loss	Factor	Factor	Level	Level	Line	Remark
	MHz	dB	dB/m	dB	dBuV	dBuV/m	dBuV/m	dB
1	5722.280	9.63	34.83	41.84	81.78	84.40	116.00	-31.60 peak
2	pp 5775.000	9.81	34.88	41.79	100.38	103.28	125.20	-21.92 peak
3	5850.267	10.07	34.95	41.73	76.51	79.80	121.59	-41.79 peak



Mode:f; Polarization:Vertical; Modulation:802.11ac; bandwidth:80MHz; Channel:middle



Condition: 3m VERTICAL

Job No : 03478CR

Mode : 5775 Band edge

: 5G WIFI 11AC80

		Cable	Ant	Preamp	Read		Limit	Over	
	Freq	Loss	Factor	Factor	Level	Level	Line	Limit	Remark
	MHz	dB	dB/m	dB	dBuV	dBuV/m	dBuV/m	dB	
1	5723.486	9.64	34.83	41.84	78.18	80.81	118.75	-37.94	peak
2	pp 5775.000	9.81	34.88	41.79	97.70	100.60	125.20	-24.60	peak
3	5850.883	10.07	34.96	41.73	73.06	76.36	120.19	-43.83	peak



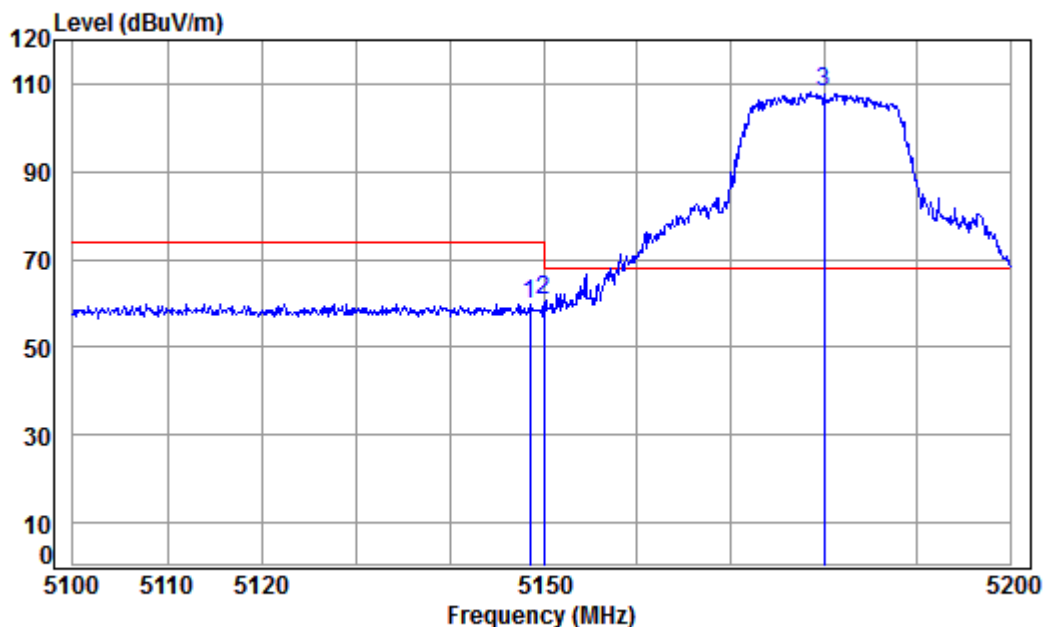
SGS-CSTC Standards Technical Services Co., Ltd.
Shenzhen Branch

Report No.: SZEM180400347803

Page: 207 of 398

Antenna2:

Mode:c; Polarization:Horizontal; Modulation:802.11a; bandwidth:20MHz; Channel:Low



Condition: 3m HORIZONTAL

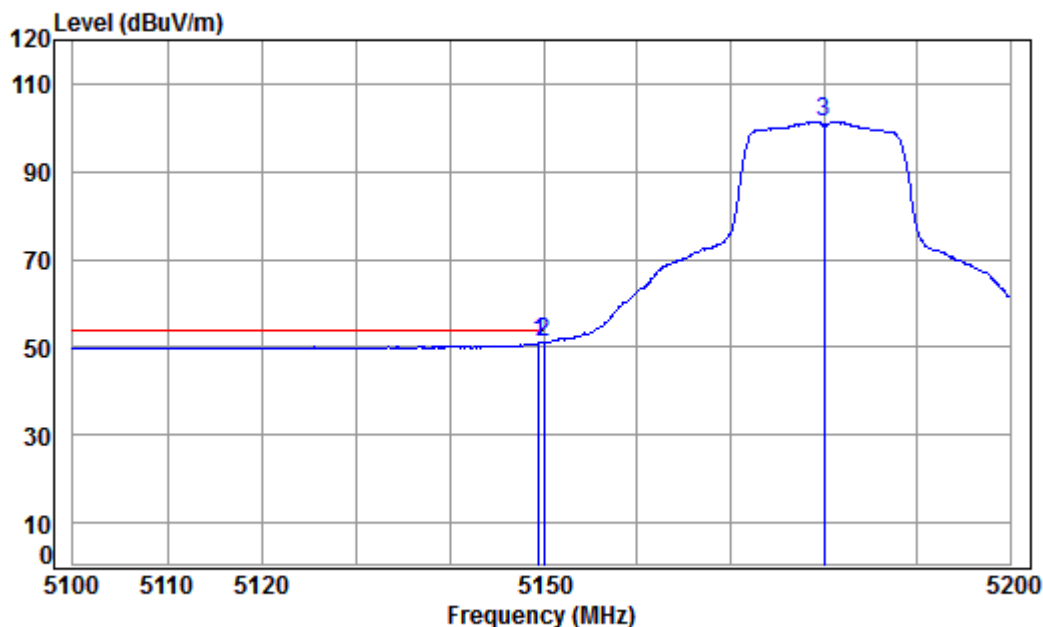
Job No : 03478CR

Mode : 5180 Band edge

Note : 5G WIFI 11A

		Cable	Ant	Preamp	Read		Limit	Over	
	Freq	Loss	Factor	Factor	Level	Level	Line	Limit	Remark
	MHz	dB	dB/m	dB	dBuV	dBuV/m	dBuV/m	dB	
1	5148.558	8.32	34.32	42.36	59.69	59.97	74.00	-14.03	peak
2	5149.980	8.33	34.32	42.36	60.24	60.53	74.00	-13.47	peak
3 pp	5180.000	8.37	34.35	42.33	107.53	107.92	68.20	39.72	peak

Mode:c; Polarization:Horizontal; Modulation:802.11a; bandwidth:20MHz; Channel:Low



Condition: 3m HORIZONTAL

Job No : 03478CR

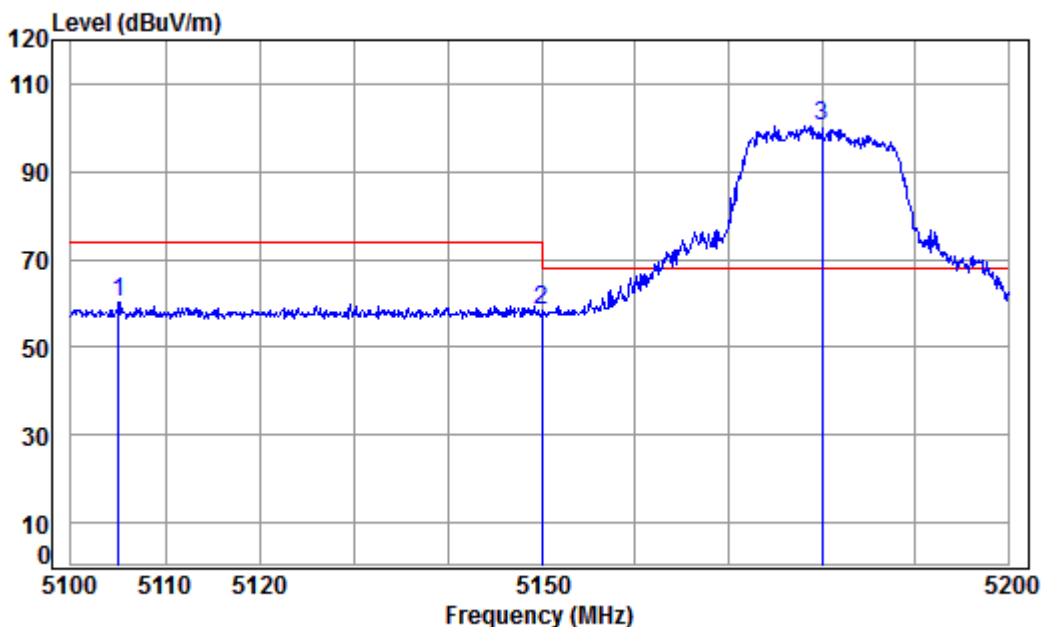
Mode : 5180 Band edge

Note : 5G WIFI 11A

		Cable	Ant	Preamp	Read		Limit	Over	
	Freq	Loss	Factor	Factor	Level	Level	Line	Limit	Remark
	MHz	dB	dB/m	dB	dBuV	dBuV/m	dBuV/m	dB	
1	5149.458	8.32	34.32	42.36	50.64	50.92	54.00	-3.08	Average
2	pp 5149.980	8.33	34.32	42.36	50.83	51.12	54.00	-2.88	Average
3	5180.000	8.37	34.35	42.33	101.05	101.44	-----	-----	Average



Mode:c; Polarization:Vertical; Modulation:802.11a; bandwidth:20MHz; Channel:Low



Condition: 3m VERTICAL

Job No : 03478CR

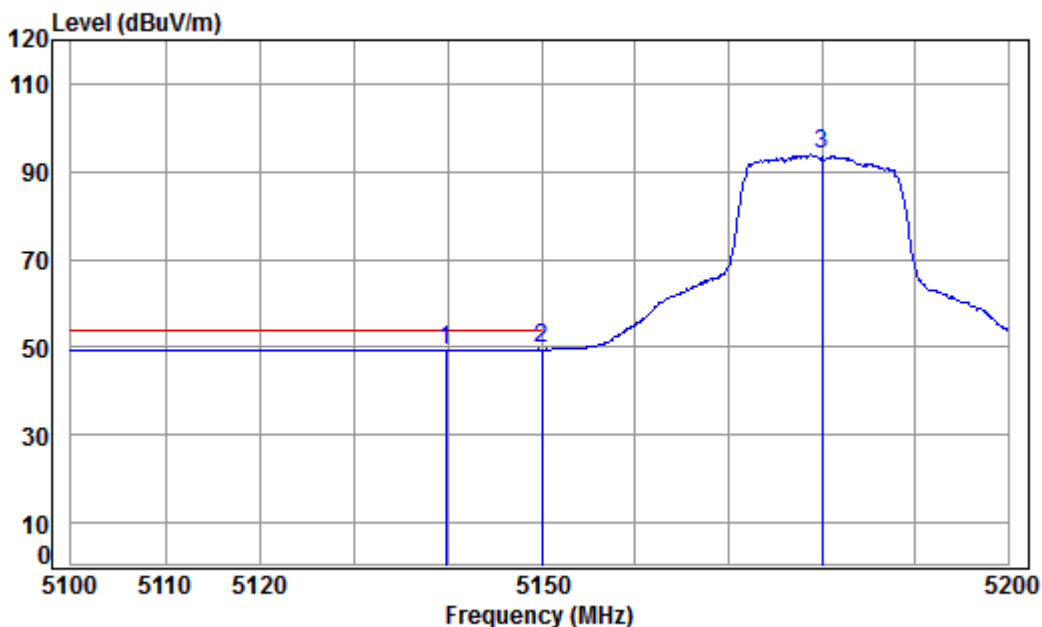
Mode : 5180 Band edge

Note : 5G WIFI 11A

	Freq	Cable Loss	Ant Factor	Preamp Factor	Read Level	Level	Limit	Over	Remark
	MHz	dB	dB/m	dB	dBuV	dBuV/m	dBuV/m	dB	
1	5105.053	8.26	34.29	42.40	59.94	60.09	74.00	-13.91	Peak
2	5149.980	8.33	34.32	42.36	58.16	58.45	74.00	-15.55	Peak
3 pp	5180.000	8.37	34.35	42.33	99.85	100.24	68.20	32.04	Peak



Mode:c; Polarization:Vertical; Modulation:802.11a; bandwidth:20MHz; Channel:Low



Condition: 3m VERTICAL

Job No : 03478CR

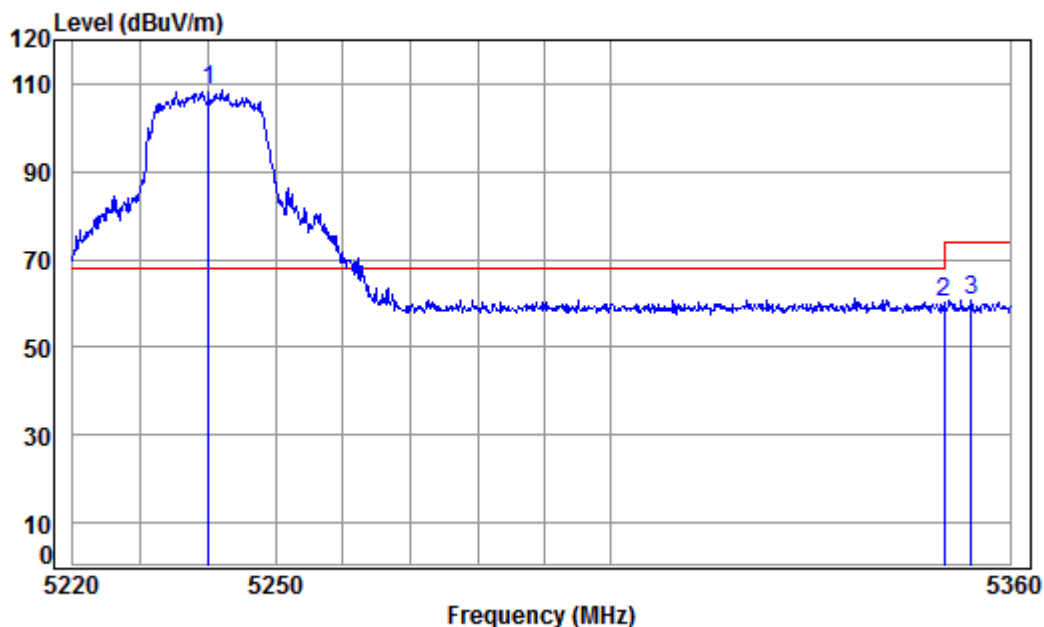
Mode : 5180 Band edge

Note : 5G WIFI 11A

	Freq	Cable Loss	Ant Factor	Preamplifier Factor	Read Level	Level	Limit	Over Limit	Remark
	MHz	dB	dB/m	dB	dBuV	dBuV/m	dBuV/m	dB	
1	5139.767	8.31	34.32	42.37	49.22	49.48	54.00	-4.52	Average
2 pp	5149.980	8.33	34.32	42.36	49.24	49.53	54.00	-4.47	Average
3	5180.000	8.37	34.35	42.33	93.45	93.84	-----	-----	Average



Mode:c; Polarization:Horizontal; Modulation:802.11a; bandwidth:20MHz; Channel:High



Condition: 3m HORIZONTAL

Job No : 03478CR

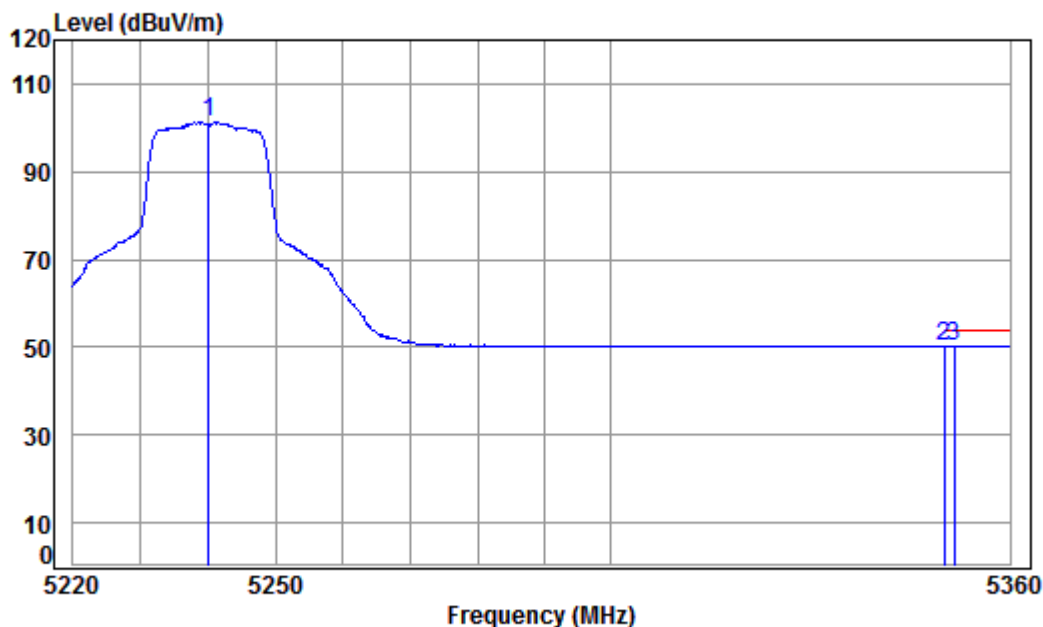
Mode : 5240 Band edge

Note : 5G WIFI 11A

		Cable	Ant	Preamp	Read		Limit	Over	
	Freq	Loss	Factor	Factor	Level	Level	Line	Limit	Remark
	MHz	dB	dB/m	dB	dBuV	dBuV/m	dBuV/m	dB	
1	pp 5240.000	8.46	34.40	42.27	107.88	108.47	68.20	40.27	peak
2	5350.020	8.63	34.48	42.17	59.15	60.09	74.00	-13.91	peak
3	5354.187	8.64	34.49	42.17	59.79	60.75	74.00	-13.25	peak



Mode:c; Polarization:Horizontal; Modulation:802.11a; bandwidth:20MHz; Channel:High



Condition: 3m HORIZONTAL

Job No : 03478CR

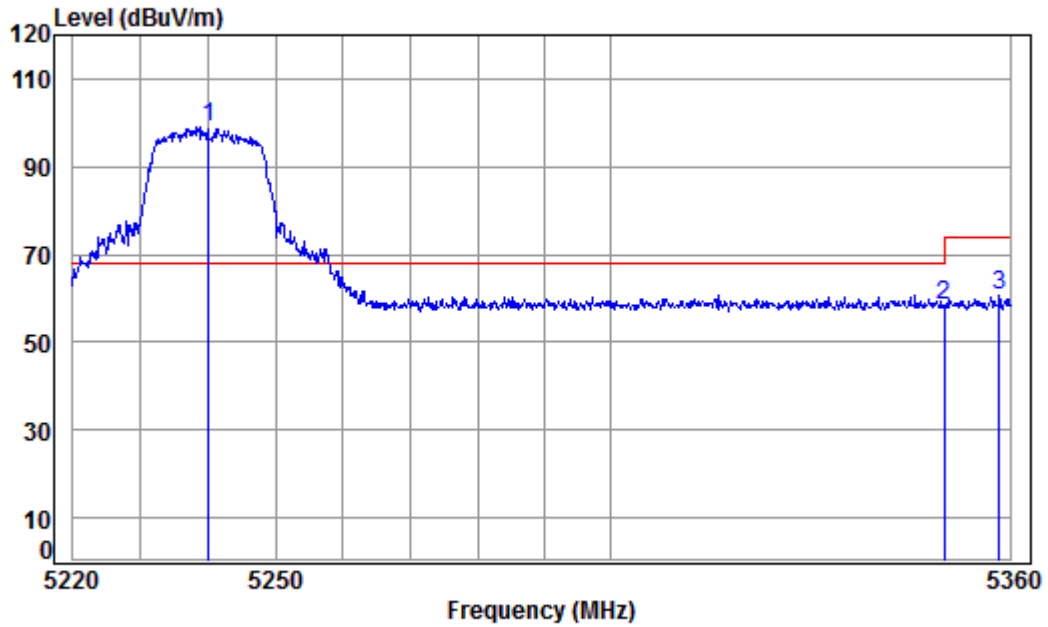
Mode : 5240 Band edge

Note : 5G WIFI 11A

		Cable	Ant	Preamp	Read	Limit	Over	
	Freq	Loss	Factor	Factor	Level	Level	Line	Limit
	MHz	dB	dB/m	dB	dBuV	dBuV/m	dBuV/m	dB
1	5240.000	8.46	34.40	42.27	100.71	101.30	-----	-----
2	5350.020	8.63	34.48	42.17	49.29	50.23	54.00	-3.77
3 pp	5351.495	8.63	34.49	42.17	49.42	50.37	54.00	-3.63
								Average
								Average
								Average



Mode:c; Polarization:Vertical; Modulation:802.11a; bandwidth:20MHz; Channel:High



Condition: 3m VERTICAL

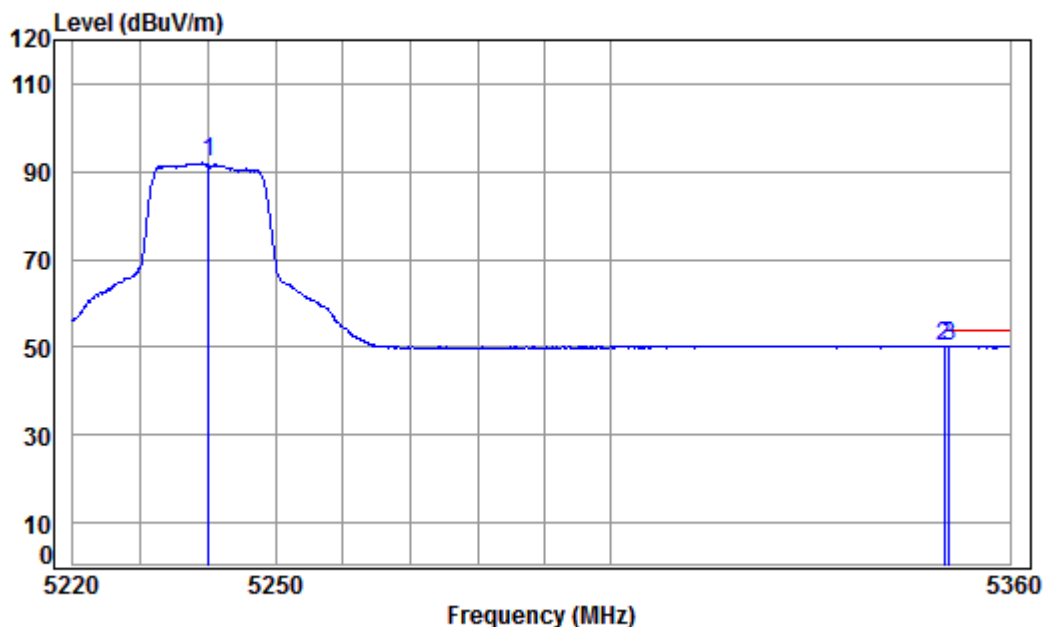
Job No : 03478CR

Mode : 5240 Band edge

Note : 5G WIFI 11A

		Cable	Ant	Preamp	Read	Limit	Over	
	Freq	Loss	Factor	Factor	Level	Level	Line	Remark
	MHz	dB	dB/m	dB	dBuV	dBuV/m	dBuV/m	dB
1	pp 5240.000	8.46	34.40	42.27	98.30	98.89	68.20	30.69 Peak
2	5350.020	8.63	34.48	42.17	57.52	58.46	74.00	-15.54 Peak
3	5358.440	8.64	34.49	42.16	59.53	60.50	74.00	-13.50 Peak

Mode:c; Polarization:Vertical; Modulation:802.11a; bandwidth:20MHz; Channel:High



Condition: 3m VERTICAL

Job No : 03478CR

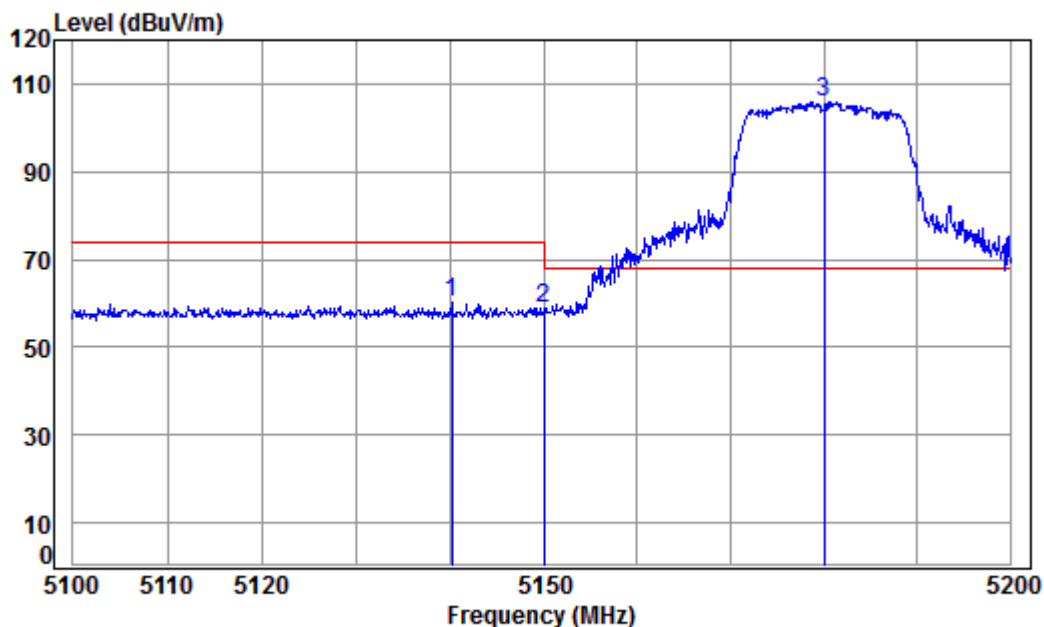
Mode : 5240 Band edge

Note : 5G WIFI 11A

		Cable	Ant	Preamp	Read	Limit	Over	
	Freq	Loss	Factor	Factor	Level	Level	Line	Remark
	MHz	dB	dB/m	dB	dBuV	dBuV/m	dBuV/m	dB
1	5240.000	8.46	34.40	42.27	91.35	91.94	-----	Average
2	pp 5350.020	8.63	34.48	42.17	49.22	50.16	54.00	-3.84 Average
3	5350.787	8.63	34.48	42.17	49.20	50.14	54.00	-3.86 Average



Mode:c; Polarization:Horizontal; Modulation:802.11n; bandwidth:20MHz; Channel:Low



Condition: 3m HORIZONTAL

Job No : 03478CR

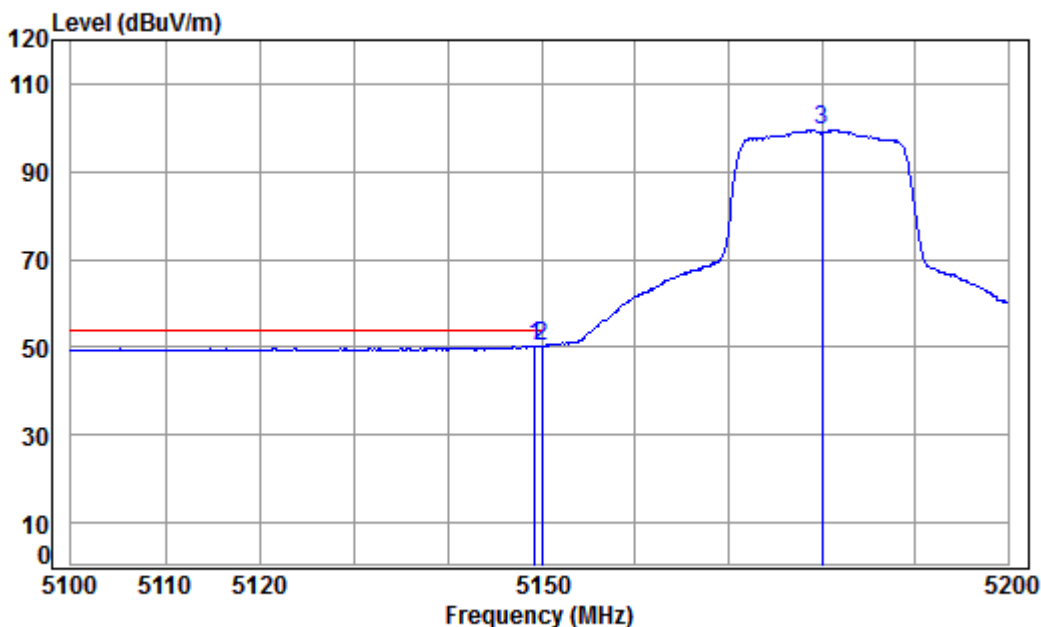
Mode : 5180 Band edge

Note : 5G WIFI 11N 20

		Cable	Ant	Preamp	Read		Limit	Over	
	Freq	Loss	Factor	Factor	Level	Level	Line	Limit	Remark
	MHz	dB	dB/m	dB	dBuV	dBuV/m	dBuV/m	dB	
1	5140.167	8.31	34.32	42.36	59.85	60.12	74.00	-13.88	peak
2	5149.980	8.33	34.32	42.36	58.71	59.00	74.00	-15.00	peak
3 pp	5180.000	8.37	34.35	42.33	105.46	105.85	68.20	37.65	peak



Mode:c; Polarization:Horizontal; Modulation:802.11n; bandwidth:20MHz; Channel:Low

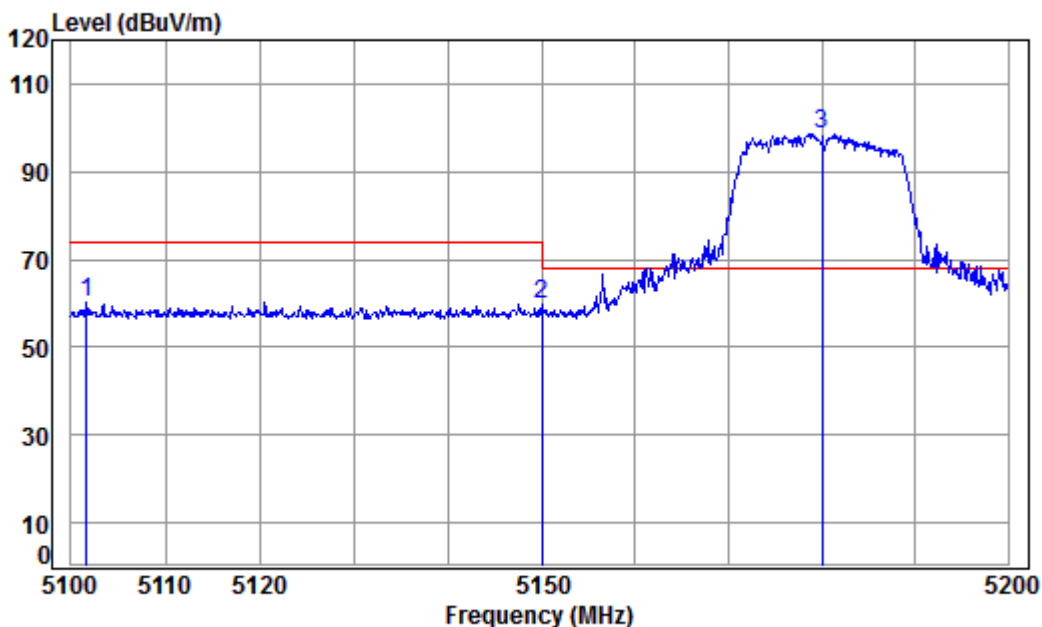


Condition: 3m HORIZONTAL
Job No : 03478CR
Mode : 5180 Band edge
Note : 5G WIFI 11N 20

		Cable	Ant	Preamp	Read	Limit	Over	
	Freq	Loss	Factor	Factor	Level	Line	Limit	Remark
	MHz	dB	dB/m	dB	dBuV	dBuV/m	dBuV/m	dB
1	5149.257	8.32	34.32	42.36	49.93	50.21	54.00	-3.79 Average
2	pp 5149.980	8.33	34.32	42.36	49.98	50.27	54.00	-3.73 Average
3	5180.000	8.37	34.35	42.33	99.12	99.51	-----	----- Average



Mode:c; Polarization:Vertical; Modulation:802.11n; bandwidth:20MHz; Channel:Low



Condition: 3m VERTICAL

Job No : 03478CR

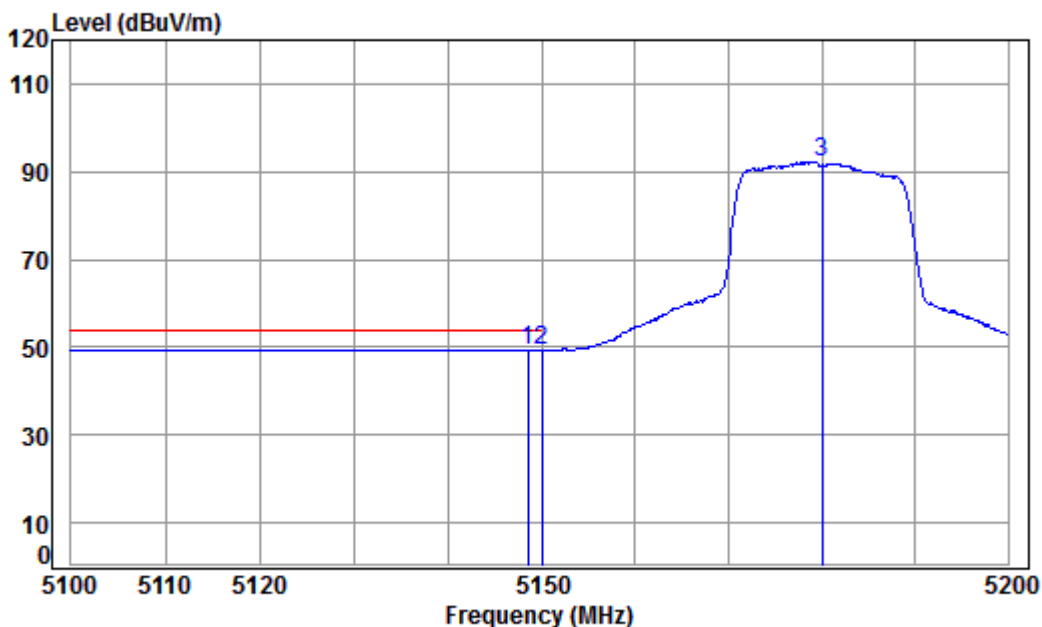
Mode : 5180 Band edge

Note : 5G WIFI 11N 20

	Freq	Cable Loss	Ant Factor	Preamp Factor	Read Level	Level	Limit	Over	Remark
	MHz	dB	dB/m	dB	dBuV	dBuV/m	dBuV/m	dB	
1	5101.684	8.25	34.28	42.40	60.22	60.35	74.00	-13.65	Peak
2	5149.980	8.33	34.32	42.36	59.38	59.67	74.00	-14.33	Peak
3 pp	5180.000	8.37	34.35	42.33	98.20	98.59	68.20	30.39	Peak



Mode:c; Polarization:Vertical; Modulation:802.11n; bandwidth:20MHz; Channel:Low



Condition: 3m VERTICAL

Job No : 03478CR

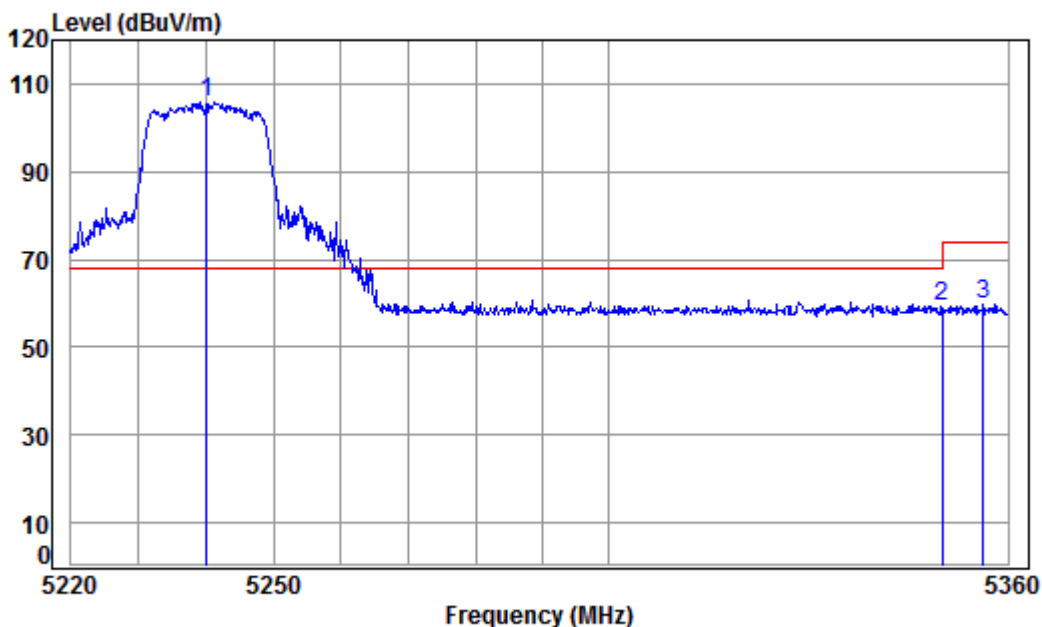
Mode : 5180 Band edge

Note : 5G WIFI 11N 20

		Cable	Ant	Preamp	Read	Limit	Over	
	Freq	Loss	Factor	Factor	Level	Level	Line	Limit
	MHz	dB	dB/m	dB	dBuV	dBuV/m	dBuV/m	dB
1	pp 5148.558	8.32	34.32	42.36	49.15	49.43	54.00	-4.57
2	5149.980	8.33	34.32	42.36	49.10	49.39	54.00	-4.61
3	5180.000	8.37	34.35	42.33	91.85	92.24	-----	-----
								Average



Mode:c; Polarization:Horizontal; Modulation:802.11n; bandwidth:20MHz; Channel:High



Condition: 3m HORIZONTAL

Job No : 03478CR

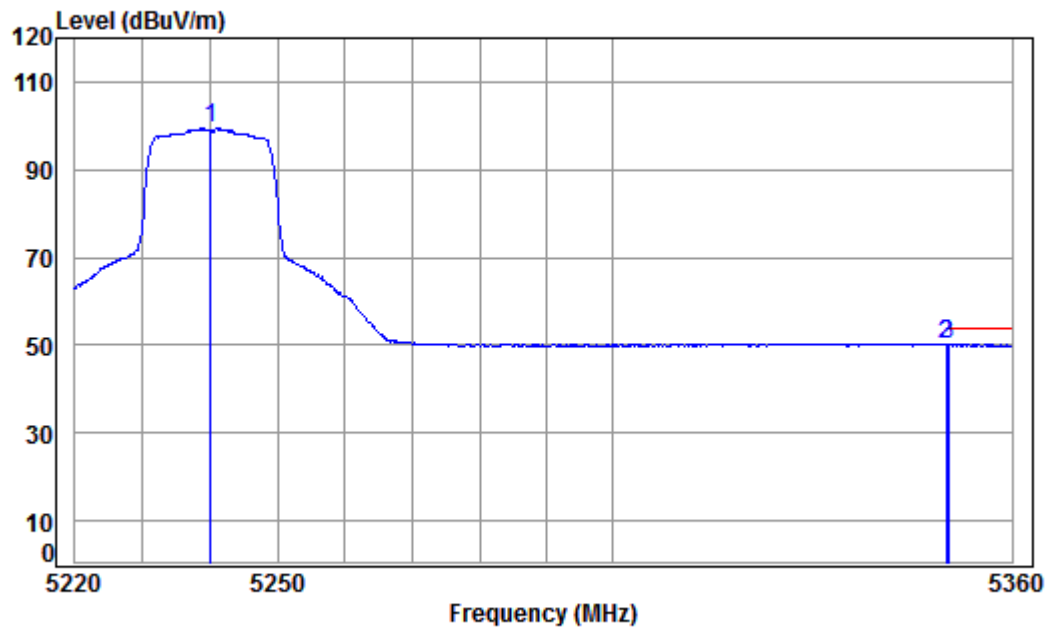
Mode : 5240 Band edge

Note : 5G WIFI 11N 20

		Cable	Ant	Preamp	Read	Limit	Over	
	Freq	Loss	Factor	Factor	Level	Level	Line	Remark
	MHz	dB	dB/m	dB	dBuV	dBuV/m	dBuV/m	dB
1 pp	5240.000	8.46	34.40	42.27	105.29	105.88	68.20	37.68 peak
2	5350.020	8.63	34.48	42.17	58.28	59.22	74.00	-14.78 peak
3	5356.313	8.64	34.49	42.16	58.82	59.79	74.00	-14.21 peak



Mode:c; Polarization:Horizontal; Modulation:802.11n; bandwidth:20MHz; Channel:High



Condition: 3m HORIZONTAL

Job No : 03478CR

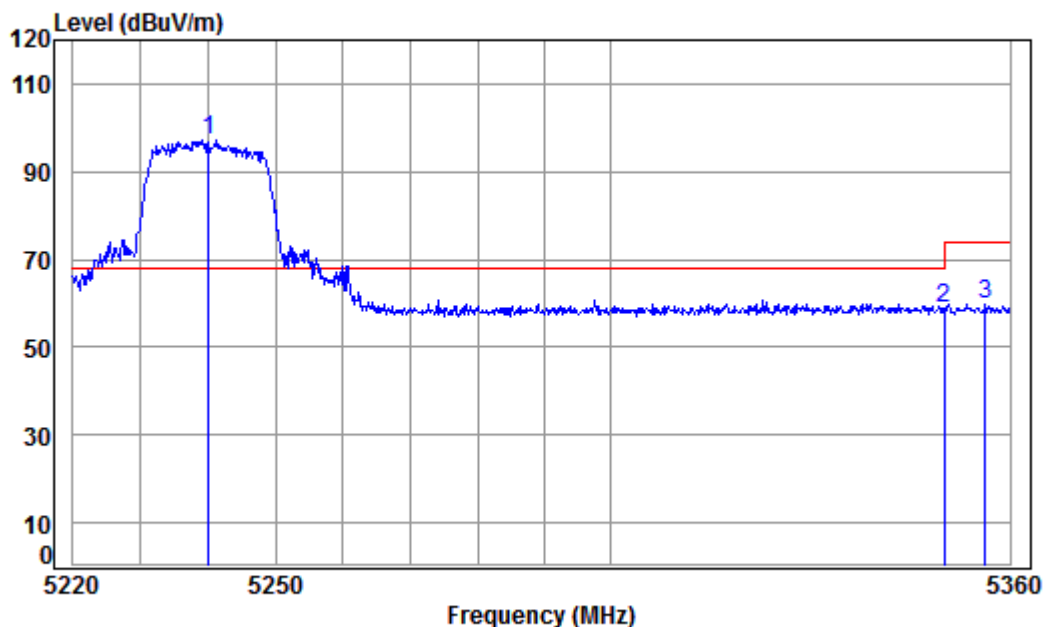
Mode : 5240 Band edge

Note : 5G WIFI 11N 20

		Cable	Ant	Preamp	Read	Limit	Over	
	Freq	Loss	Factor	Factor	Level	Level	Line	Remark
	MHz	dB	dB/m	dB	dBuV	dBuV/m	dBuV/m	dB
1	5240.000	8.46	34.40	42.27	98.77	99.36	-----	Average
2 pp	5350.020	8.63	34.48	42.17	49.14	50.08	54.00	-3.92 Average
3	5350.362	8.63	34.48	42.17	49.13	50.07	54.00	-3.93 Average



Mode:c; Polarization:Vertical; Modulation:802.11n; bandwidth:20MHz; Channel:High



Condition: 3m VERTICAL

Job No : 03478CR

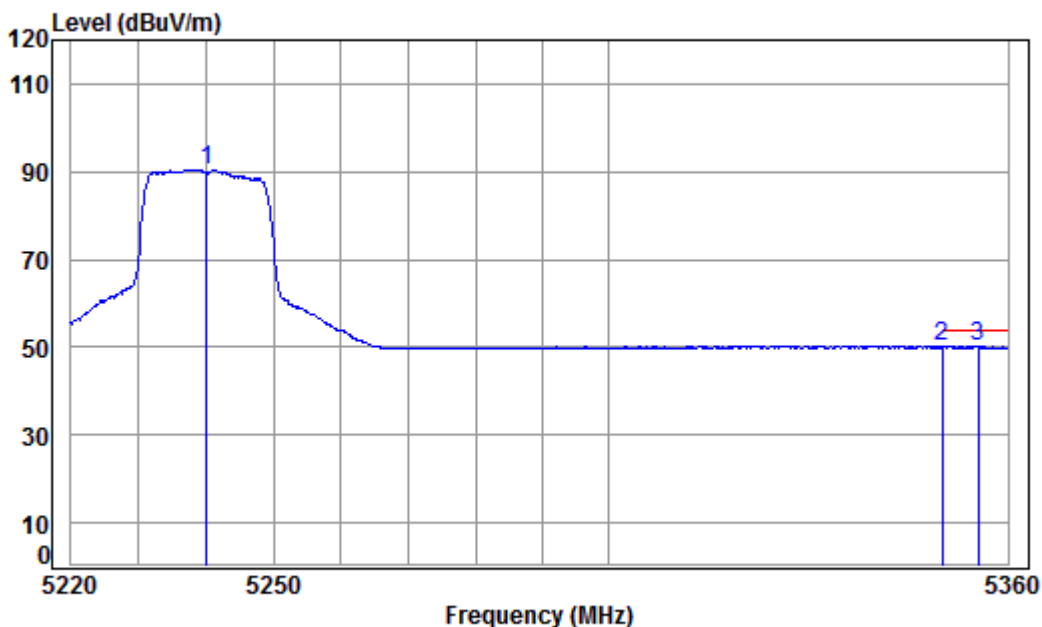
Mode : 5240 Band edge

Note : 5G WIFI 11N 20

		Cable	Ant	Preamp	Read	Limit	Over	
	Freq	Loss	Factor	Factor	Level	Line	Limit	Remark
	MHz	dB	dB/m	dB	dBuV	dBuV/m	dBuV/m	dB
1	pp 5240.000	8.46	34.40	42.27	96.62	97.21	68.20	29.01 Peak
2	5350.020	8.63	34.48	42.17	58.01	58.95	74.00	-15.05 Peak
3	5356.313	8.64	34.49	42.16	58.80	59.77	74.00	-14.23 Peak



Mode:c; Polarization:Vertical; Modulation:802.11n; bandwidth:20MHz; Channel:High



Condition: 3m VERTICAL

Job No : 03478CR

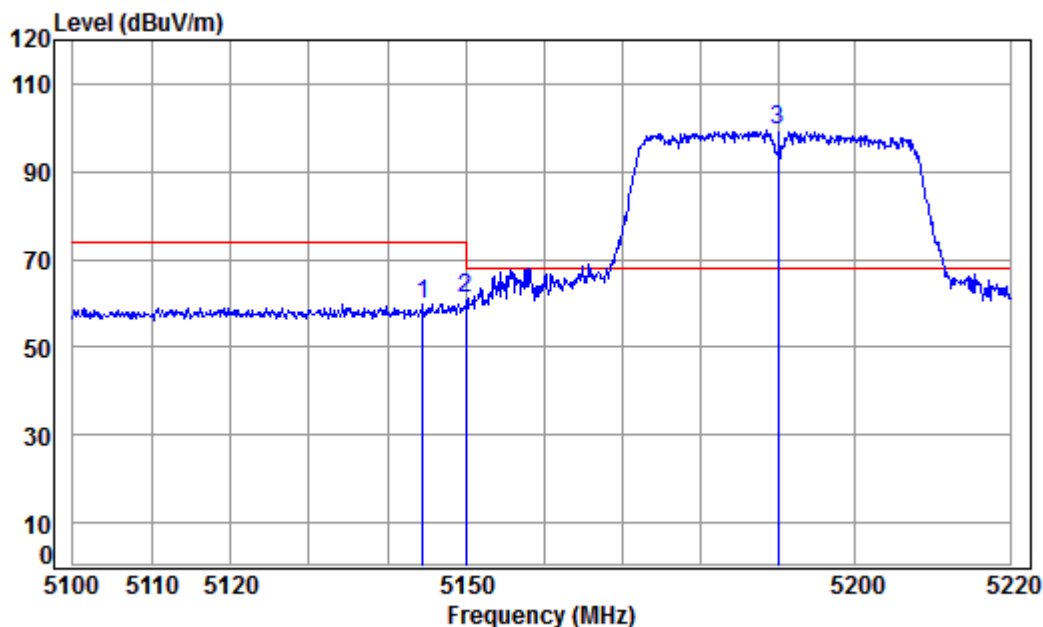
Mode : 5240 Band edge

Note : 5G WIFI 11N 20

		Cable	Ant	Preamp	Read	Limit	Over	
	Freq	Loss	Factor	Factor	Level	Level	Line	Remark
	MHz	dB	dB/m	dB	dBuV	dBuV/m	dBuV/m	dB
1	5240.000	8.46	34.40	42.27	89.96	90.55	-----	Average
2	5350.020	8.63	34.48	42.17	49.04	49.98	54.00	-4.02 Average
3 pp	5355.462	8.64	34.49	42.16	49.09	50.06	54.00	-3.94 Average



Mode:c; Polarization:Horizontal; Modulation:802.11n; bandwidth:40MHz; Channel:Low



Condition: 3m HORIZONTAL

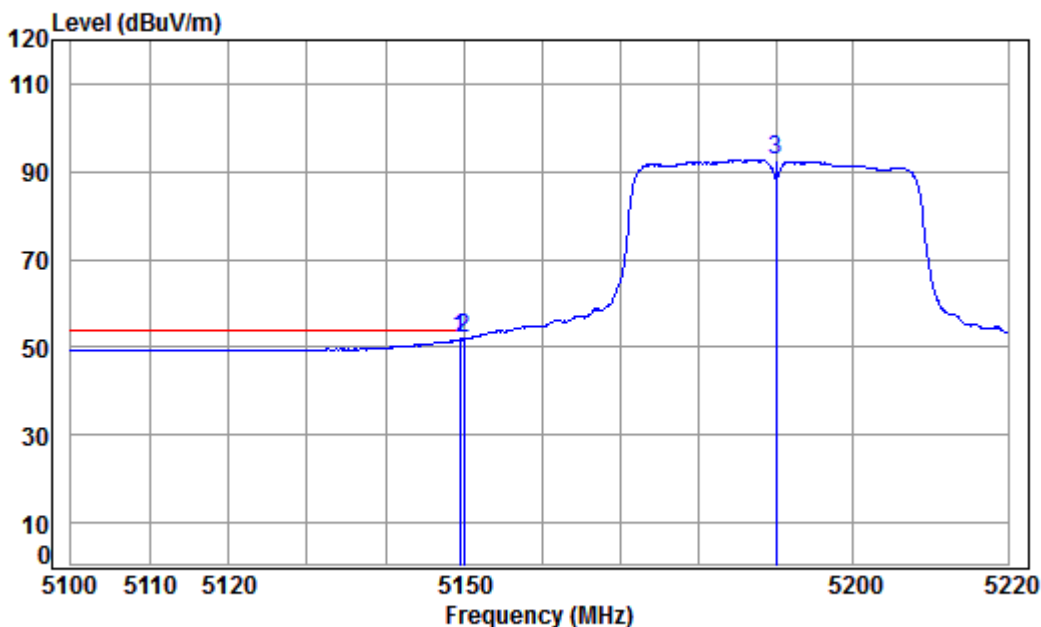
Job No : 03478CR

Mode : 5190 Band edge

Note : 5G WIFI 11N 40

		Cable	Ant	Preamp	Read	Limit	Over	
	Freq	Loss	Factor	Factor	Level	Level	Line	Limit Remark
	MHz	dB	dB/m	dB	dBuV	dBuV/m	dBuV/m	dB
1	5144.434	8.32	34.32	42.36	59.65	59.93	74.00	-14.07 peak
2	5149.980	8.33	34.32	42.36	60.75	61.04	74.00	-12.96 peak
3 pp	5190.000	8.39	34.36	42.32	98.91	99.34	68.20	31.14 peak

Mode:c; Polarization:Horizontal; Modulation:802.11n; bandwidth:40MHz; Channel:Low



Condition: 3m HORIZONTAL

Job No : 03478CR

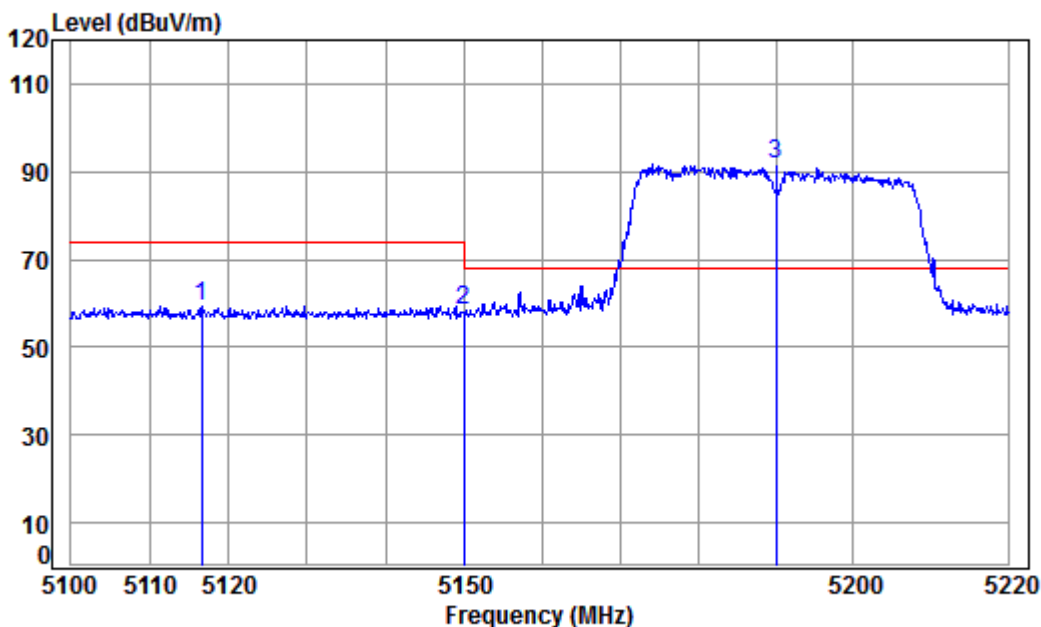
Mode : 5190 Band edge

Note : 5G WIFI 11N 40

		Cable	Ant	Preamp	Read	Limit	Over	
	Freq	Loss	Factor	Factor	Level	Level	Line	Limit
	MHz	dB	dB/m	dB	dBuV	dBuV/m	dBuV/m	dB
1	5149.461	8.32	34.32	42.36	51.57	51.85	54.00	-2.15
2	pp 5149.980	8.33	34.32	42.36	51.72	52.01	54.00	-1.99
3	5190.000	8.39	34.36	42.32	92.18	92.61	-----	-----



Mode:c; Polarization:Vertical; Modulation:802.11n; bandwidth:40MHz; Channel:Low



Condition: 3m VERTICAL

Job No : 03478CR

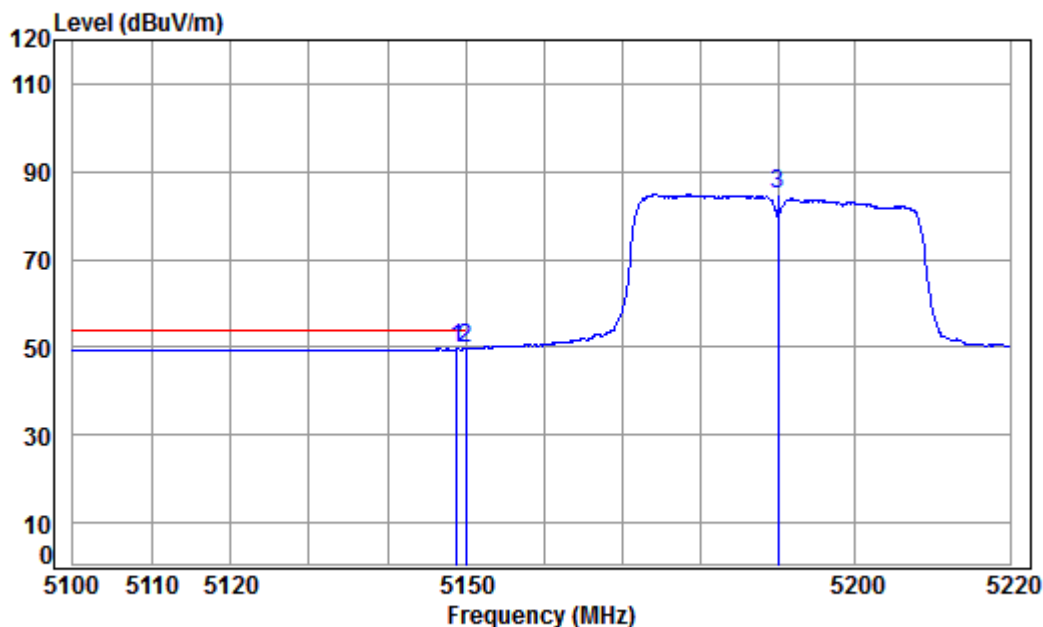
Mode : 5190 Band edge

Note : 5G WIFI 11N 40

	Freq	Cable Loss	Ant Factor	Preamplifier Factor	Read Level	Level	Limit Line	Over Limit	Remark
	MHz	dB	dB/m	dB	dBuV	dBuV/m	dBuV/m	dB	
1	5116.632	8.27	34.30	42.39	59.20	59.38	74.00	-14.62	Peak
2	5149.980	8.33	34.32	42.36	57.89	58.18	74.00	-15.82	Peak
3 pp	5190.000	8.39	34.36	42.32	91.09	91.52	68.20	23.32	Peak



Mode:c; Polarization:Vertical; Modulation:802.11n; bandwidth:40MHz; Channel:Low



Condition: 3m VERTICAL

Job No : 03478CR

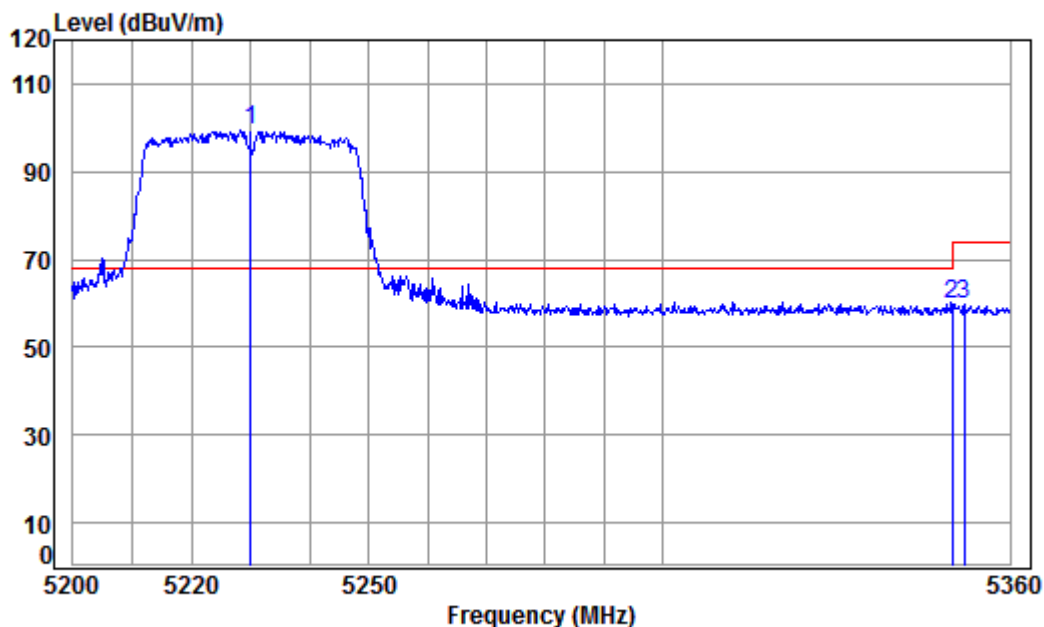
Mode : 5190 Band edge

Note : 5G WIFI 11N 40

		Cable	Ant	Preamp	Read	Limit	Over	
	Freq	Loss	Factor	Factor	Level	Level	Line	Limit
	MHz	dB	dB/m	dB	dBuV	dBuV/m	dBuV/m	dB
1	5148.863	8.32	34.32	42.36	49.38	49.66	54.00	-4.34
2	pp 5149.980	8.33	34.32	42.36	49.46	49.75	54.00	-4.25
3	5190.000	8.39	34.36	42.32	84.44	84.87	-----	-----



Mode:c; Polarization:Horizontal; Modulation:802.11n; bandwidth:40MHz; Channel:High



Condition: 3m HORIZONTAL

Job No : 03478CR

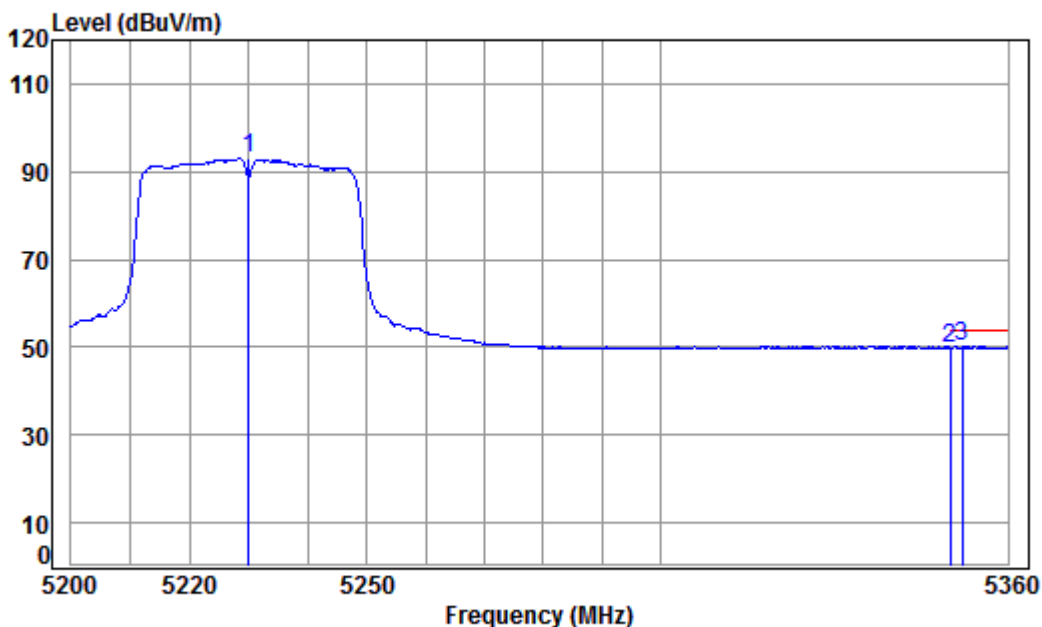
Mode : 5230 Band edge

Note : 5G WIFI 11N 40

		Cable	Ant	Preamp	Read	Limit	Over	
	Freq	Loss	Factor	Factor	Level	Level	Line	Remark
	MHz	dB	dB/m	dB	dBuV	dBuV/m	dBuV/m	dB
1	pp 5230.000	8.45	34.39	42.28	98.87	99.43	68.20	31.23 peak
2	5350.020	8.63	34.48	42.17	58.95	59.89	74.00	-14.11 peak
3	5352.046	8.63	34.49	42.17	58.68	59.63	74.00	-14.37 peak



Mode:c; Polarization:Horizontal; Modulation:802.11n; bandwidth:40MHz; Channel:High



Condition: 3m HORIZONTAL

Job No : 03478CR

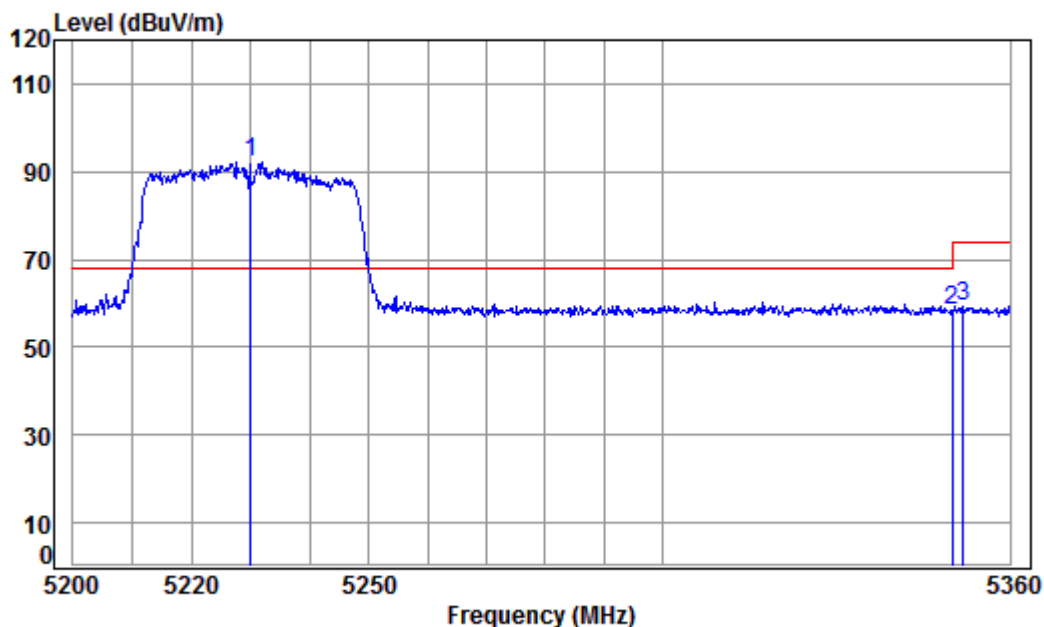
Mode : 5230 Band edge

Note : 5G WIFI 11N 40

		Cable	Ant	Preamp	Read	Limit	Over	
	Freq	Loss	Factor	Factor	Level	Level	Line	Limit
	MHz	dB	dB/m	dB	dBuV	dBuV/m	dBuV/m	dB
1	5230.000	8.45	34.39	42.28	92.45	93.01	-----	-----
2	5350.020	8.63	34.48	42.17	49.02	49.96	54.00	-4.04
3 pp	5352.046	8.63	34.49	42.17	49.13	50.08	54.00	-3.92
								Average
								Average
								Average



Mode:c; Polarization:Vertical; Modulation:802.11n; bandwidth:40MHz; Channel:High



Condition: 3m VERTICAL

Job No : 03478CR

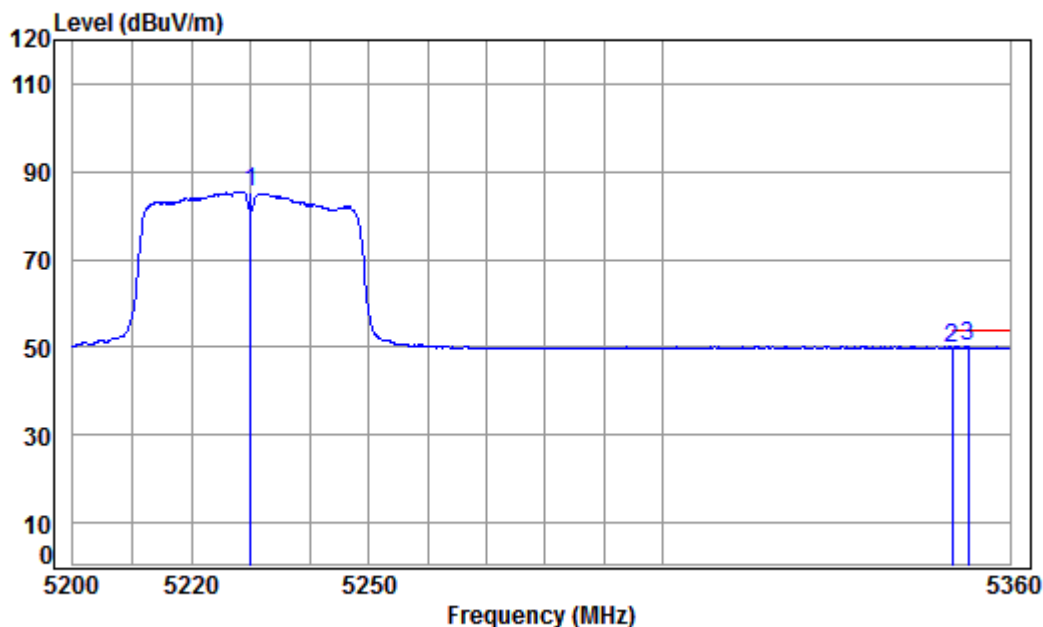
Mode : 5230 Band edge

Note : 5G WIFI 11N 40

		Cable	Ant	Preamp	Read	Limit	Over	
	Freq	Loss	Factor	Factor	Level	Level	Line	Remark
	MHz	dB	dB/m	dB	dBuV	dBuV/m	dBuV/m	dB
1	pp 5230.000	8.45	34.39	42.28	91.50	92.06	68.20	23.86 Peak
2	5350.020	8.63	34.48	42.17	57.58	58.52	74.00	-15.48 Peak
3	5351.884	8.63	34.49	42.17	58.42	59.37	74.00	-14.63 Peak



Mode:c; Polarization:Vertical; Modulation:802.11n; bandwidth:40MHz; Channel:High



Condition: 3m VERTICAL

Job No : 03478CR

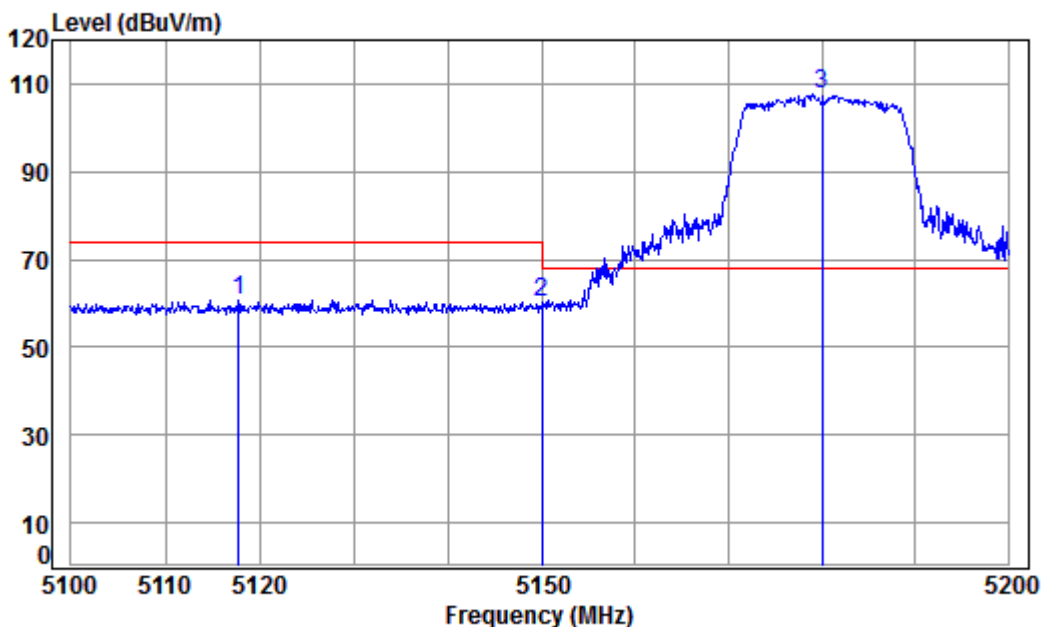
Mode : 5230 Band edge

Note : 5G WIFI 11N 40

		Cable	Ant	Preamp	Read	Limit	Over	
	Freq	Loss	Factor	Factor	Level	Level	Line	Remark
	MHz	dB	dB/m	dB	dBuV	dBuV/m	dBuV/m	dB
1	5230.000	8.45	34.39	42.28	84.87	85.43	-----	Average
2	5350.020	8.63	34.48	42.17	49.01	49.95	54.00	-4.05 Average
3 pp	5352.695	8.63	34.49	42.17	49.08	50.03	54.00	-3.97 Average



Mode:c; Polarization:Horizontal; Modulation:802.11ac; bandwidth:20MHz; Channel:Low



Condition: 3m HORIZONTAL

Job No : 03478CR

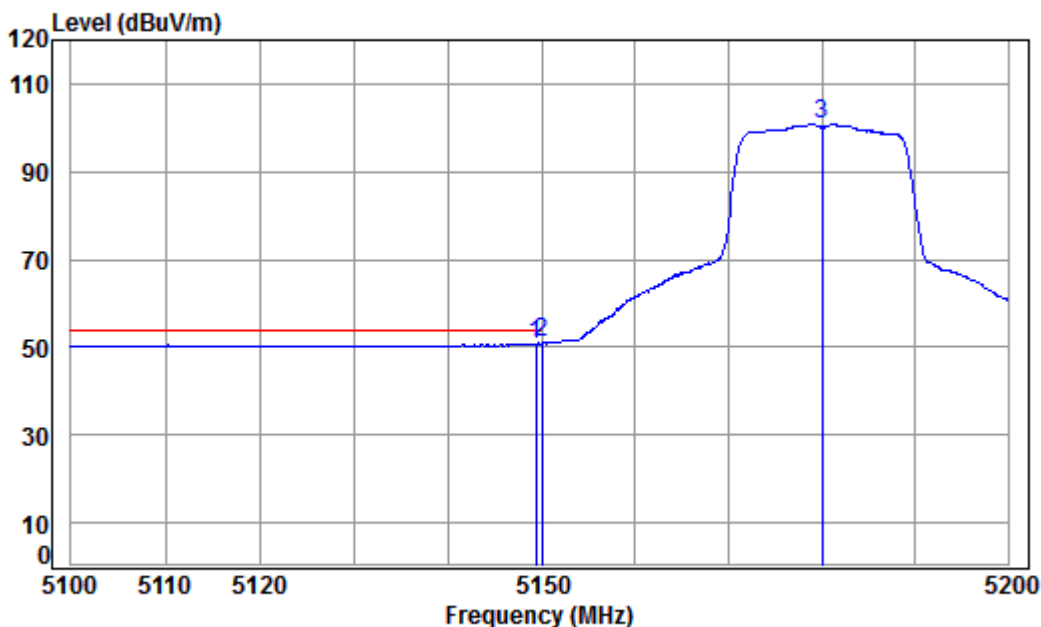
Mode : 5180 Band edge

Note : 5G WIFI 11AC 20

	Freq	Cable Loss	Ant Factor	Preamplifier Factor	Read Level	Level	Limit Line	Over Limit	Remark
	MHz	dB	dB/m	dB	dBuV	dBuV/m	dBuV/m	dB	
1	5117.758	8.28	34.30	42.39	60.68	60.87	74.00	-13.13	peak
2	5149.980	8.33	34.32	42.36	59.89	60.18	74.00	-13.82	peak
3 pp	5180.000	8.37	34.35	42.33	107.19	107.58	68.20	39.38	peak



Mode:c; Polarization:Horizontal; Modulation:802.11ac; bandwidth:20MHz; Channel:Low



Condition: 3m HORIZONTAL

Job No : 03478CR

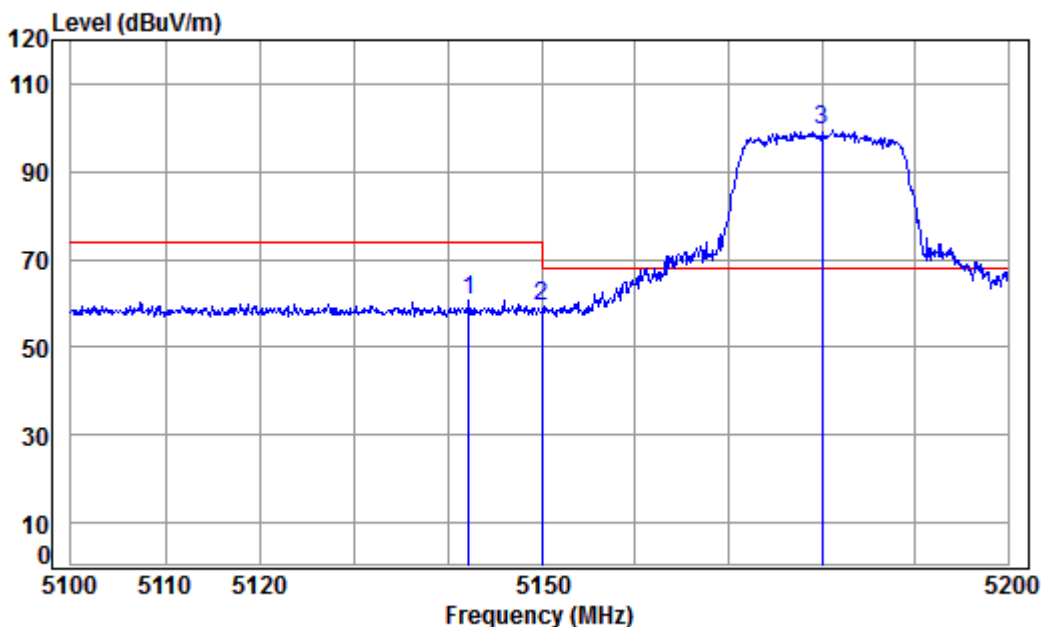
Mode : 5180 Band edge

Note : 5G WIFI 11AC 20

		Cable	Ant	Preamp	Read	Limit	Over	
	Freq	Loss	Factor	Factor	Level	Line	Limit	Remark
	MHz	dB	dB/m	dB	dBuV	dBuV/m	dBuV/m	dB
1	5149.357	8.32	34.32	42.36	50.56	50.84	54.00	-3.16 Average
2	pp 5149.980	8.33	34.32	42.36	50.69	50.98	54.00	-3.02 Average
3	5180.000	8.37	34.35	42.33	100.47	100.86	-----	----- Average



Mode:c; Polarization:Vertical; Modulation:802.11ac; bandwidth:20MHz; Channel:Low



Condition: 3m VERTICAL

Job No : 03478CR

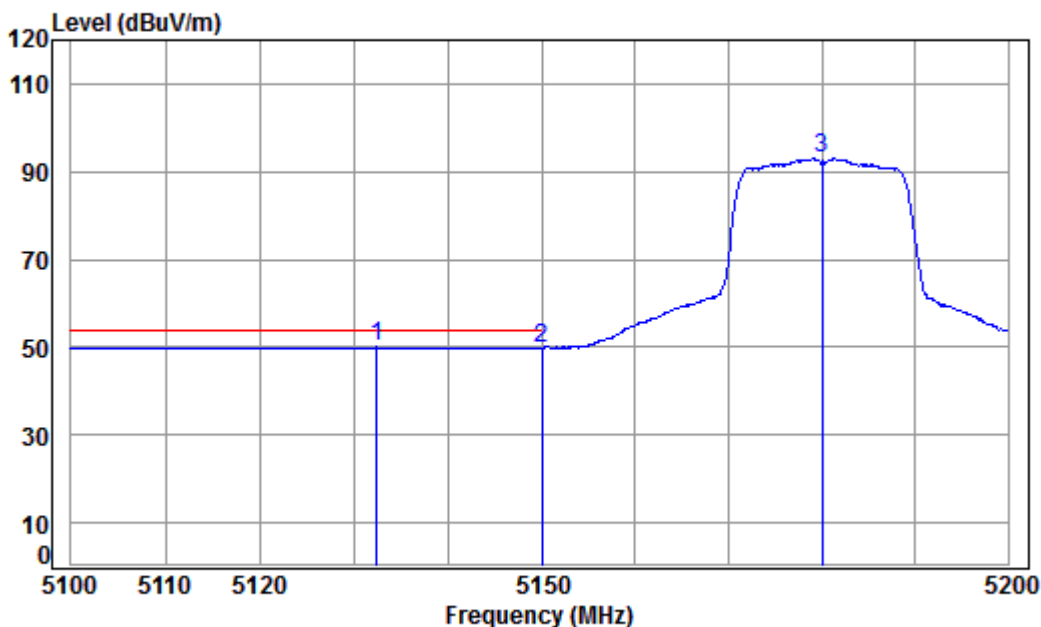
Mode : 5180 Band edge

Note : 5G WIFI 11AC 20

	Freq	Cable Loss	Ant Factor	Preamp Factor	Read Level	Level	Limit Line	Over Limit	Remark
	MHz	dB	dB/m	dB	dBuV	dBuV/m	dBuV/m	dB	
1	5142.263	8.31	34.32	42.36	60.57	60.84	74.00	-13.16	Peak
2	5149.980	8.33	34.32	42.36	58.80	59.09	74.00	-14.91	Peak
3 pp	5180.000	8.37	34.35	42.33	99.04	99.43	68.20	31.23	Peak



Mode:c; Polarization:Vertical; Modulation:802.11ac; bandwidth:20MHz; Channel:Low



Condition: 3m VERTICAL

Job No : 03478CR

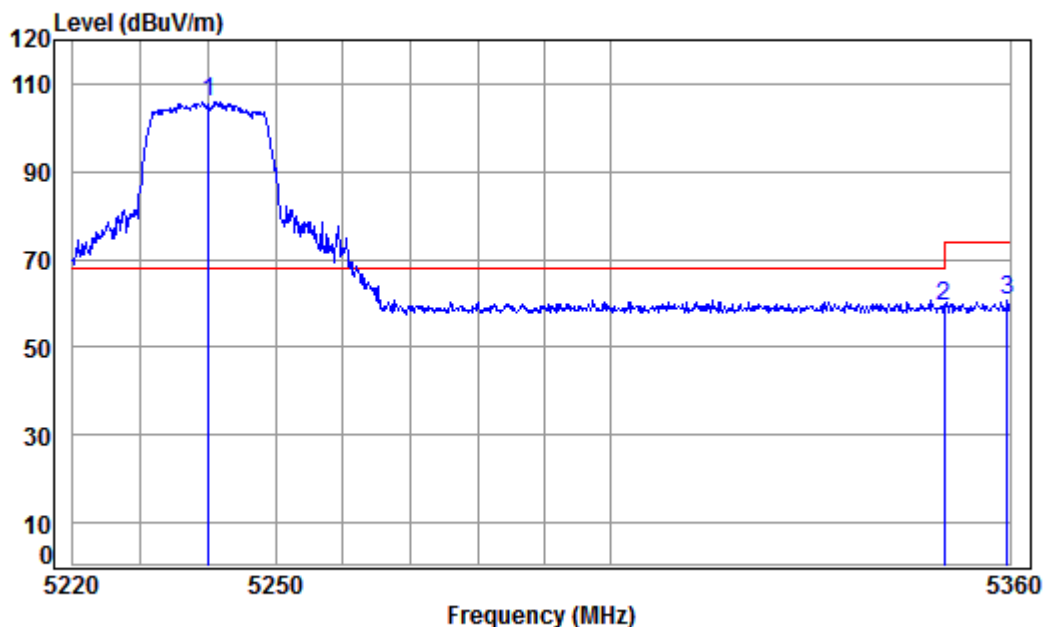
Mode : 5180 Band edge

Note : 5G WIFI 11AC 20

		Cable	Ant	Preamp	Read	Limit	Over	
	Freq	Loss	Factor	Factor	Level	Level	Line	Limit
	MHz	dB	dB/m	dB	dBuV	dBuV/m	dBuV/m	dB
1	pp 5132.387	8.30	34.31	42.37	49.77	50.01	54.00	-3.99
2	5149.980	8.33	34.32	42.36	49.60	49.89	54.00	-4.11
3	5180.000	8.37	34.35	42.33	92.53	92.92	-----	-----
								Average



Mode:c; Polarization:Horizontal; Modulation:802.11ac; bandwidth:20MHz; Channel:High



Condition: 3m HORIZONTAL

Job No : 03478CR

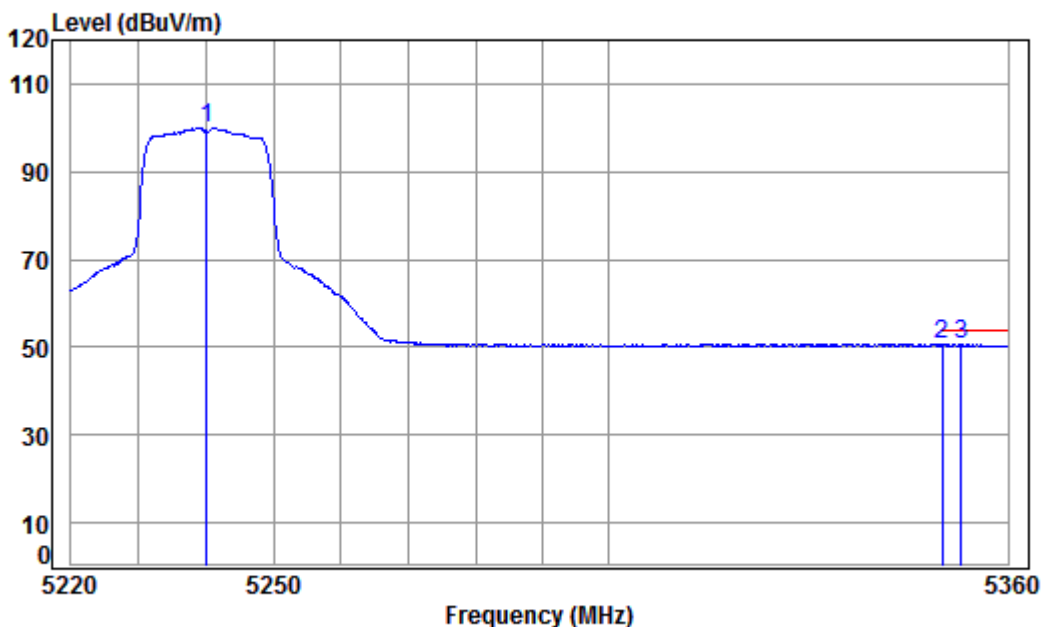
Mode : 5240 Band edge

Note : 5G WIFI 11AC 20

		Cable	Ant	Preamp	Read	Limit	Over	
	Freq	Loss	Factor	Factor	Level	Level	Line	Remark
	MHz	dB	dB/m	dB	dBuV	dBuV/m	dBuV/m	dB
1 pp	5240.000	8.46	34.40	42.27	105.29	105.88	68.20	37.68 peak
2	5350.020	8.63	34.48	42.17	58.50	59.44	74.00	-14.56 peak
3	5359.574	8.64	34.49	42.16	59.83	60.80	74.00	-13.20 peak



Mode:c; Polarization:Horizontal; Modulation:802.11ac; bandwidth:20MHz; Channel:High



Condition: 3m HORIZONTAL

Job No : 03478CR

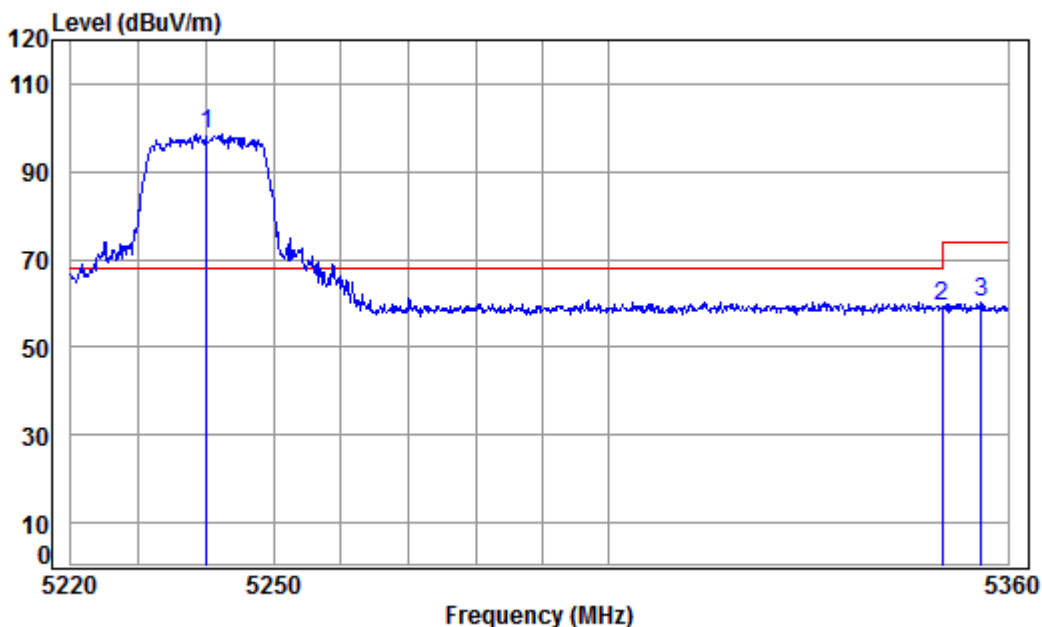
Mode : 5240 Band edge

Note : 5G WIFI 11AC 20

		Cable	Ant	Preamp	Read	Limit	Over	
	Freq	Loss	Factor	Factor	Level	Level	Line	Remark
	MHz	dB	dB/m	dB	dBuV	dBuV/m	dBuV/m	dB
1	5240.000	8.46	34.40	42.27	99.32	99.91	-----	Average
2	5350.020	8.63	34.48	42.17	49.52	50.46	54.00	-3.54 Average
3 pp	5352.912	8.63	34.49	42.17	49.56	50.51	54.00	-3.49 Average



Mode:c; Polarization:Vertical; Modulation:802.11ac; bandwidth:20MHz; Channel:High



Condition: 3m VERTICAL

Job No : 03478CR

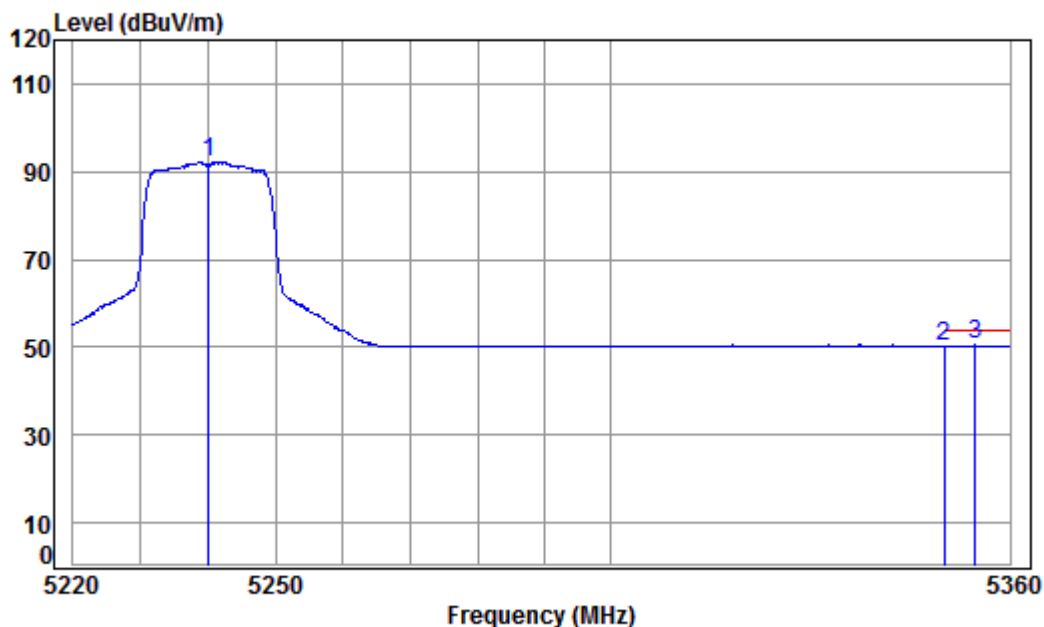
Mode : 5240 Band edge

Note : 5G WIFI 11AC 20

		Cable	Ant	Preamp	Read	Limit	Over	
	Freq	Loss	Factor	Factor	Level	Level	Line	Remark
	MHz	dB	dB/m	dB	dBuV	dBuV/m	dBuV/m	dB
1 pp	5240.000	8.46	34.40	42.27	97.93	98.52	68.20	30.32 Peak
2	5350.020	8.63	34.48	42.17	58.34	59.28	74.00	-14.72 Peak
3	5355.888	8.64	34.49	42.16	59.15	60.12	74.00	-13.88 Peak



Mode:c; Polarization:Vertical; Modulation:802.11ac; bandwidth:20MHz; Channel:High



Condition: 3m VERTICAL

Job No : 03478CR

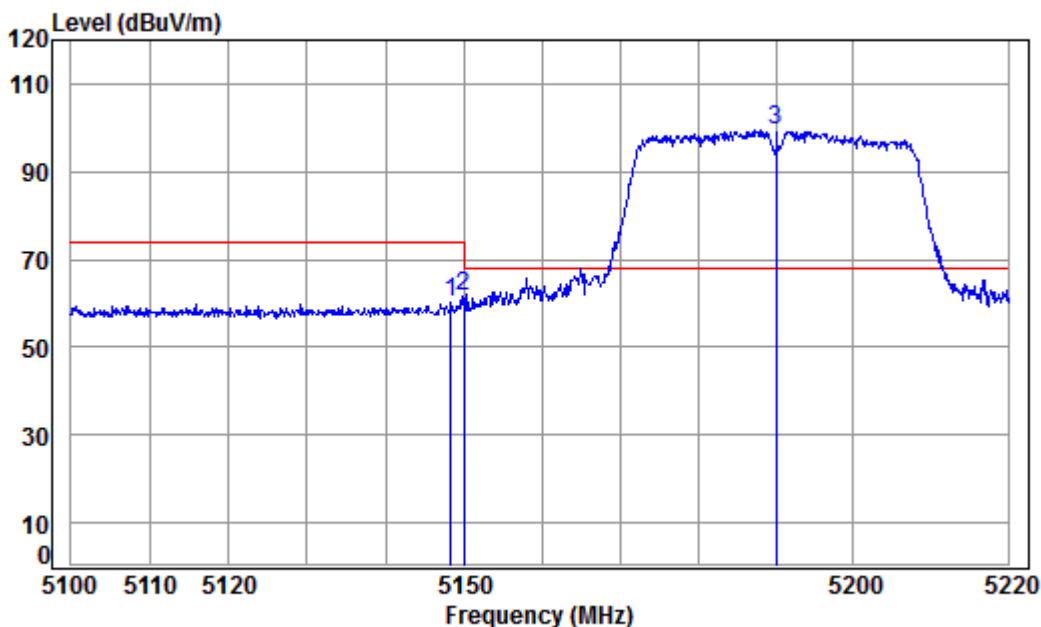
Mode : 5240 Band edge

Note : 5G WIFI 11AC 20

		Cable	Ant	Preamp	Read	Limit	Over	
	Freq	Loss	Factor	Factor	Level	Level	Line	Limit Remark
	MHz	dB	dB/m	dB	dBuV	dBuV/m	dBuV/m	dB
1	5240.000	8.46	34.40	42.27	91.75	92.34	-----	----- Average
2	5350.020	8.63	34.48	42.17	49.39	50.33	54.00	-3.67 Average
3 pp	5354.754	8.64	34.49	42.16	49.46	50.43	54.00	-3.57 Average



Mode:c; Polarization:Horizontal; Modulation:802.11ac; bandwidth:40MHz; Channel:Low



Condition: 3m HORIZONTAL

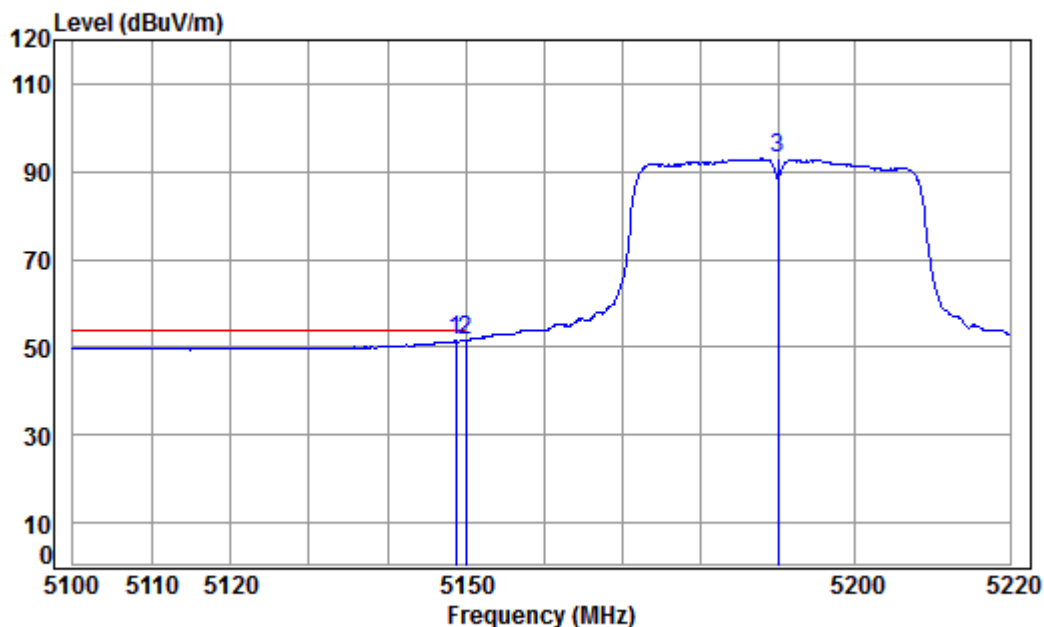
Job No : 03478CR

Mode : 5190 Band edge

Note : 5G WIFI 11AC 40

		Cable	Ant	Preamp	Read	Limit	Over	
	Freq	Loss	Factor	Factor	Level	Level	Line	Remark
	MHz	dB	dB/m	dB	dBuV	dBuV/m	dBuV/m	dB
1	5148.384	8.32	34.32	42.36	59.76	60.04	74.00	-13.96 peak
2	5149.980	8.33	34.32	42.36	61.21	61.50	74.00	-12.50 peak
3 pp	5190.000	8.39	34.36	42.32	98.87	99.30	68.20	31.10 peak

Mode:c; Polarization:Horizontal; Modulation:802.11ac; bandwidth:40MHz; Channel:Low



Condition: 3m HORIZONTAL

Job No : 03478CR

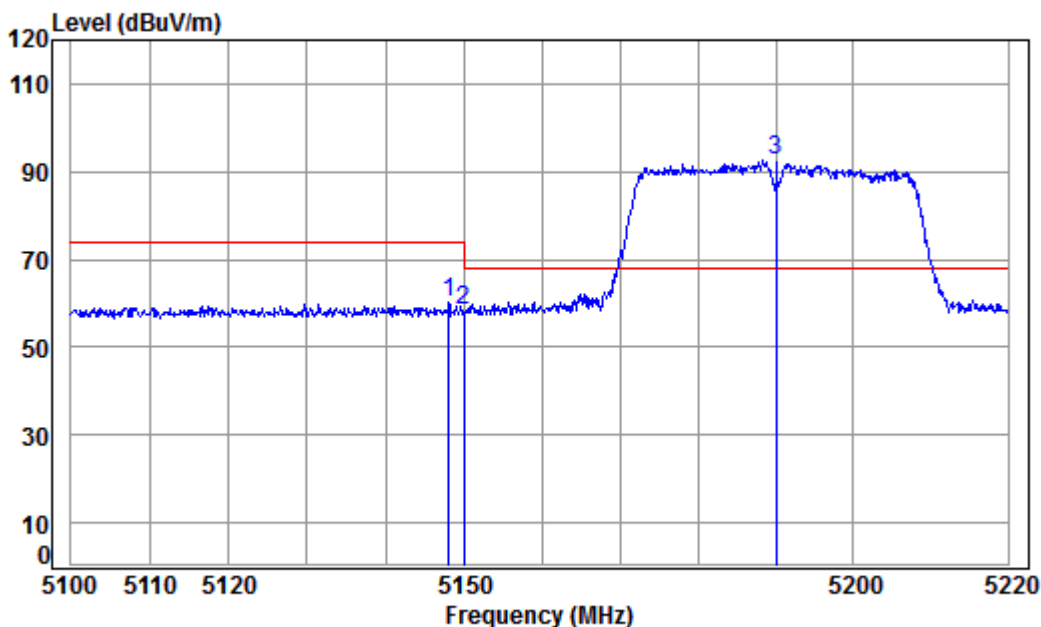
Mode : 5190 Band edge

Note : 5G WIFI 11AC 40

		Cable	Ant	Preamp	Read	Limit	Over	
	Freq	Loss	Factor	Factor	Level	Line	Limit	Remark
	MHz	dB	dB/m	dB	dBuV	dBuV/m	dBuV/m	dB
1	5148.743	8.32	34.32	42.36	51.13	51.41	54.00	-2.59 Average
2 pp	5149.980	8.33	34.32	42.36	51.29	51.58	54.00	-2.42 Average
3	5190.000	8.39	34.36	42.32	92.44	92.87	-----	----- Average



Mode:c; Polarization:Vertical; Modulation:802.11ac; bandwidth:40MHz; Channel:Low



Condition: 3m VERTICAL

Job No : 03478CR

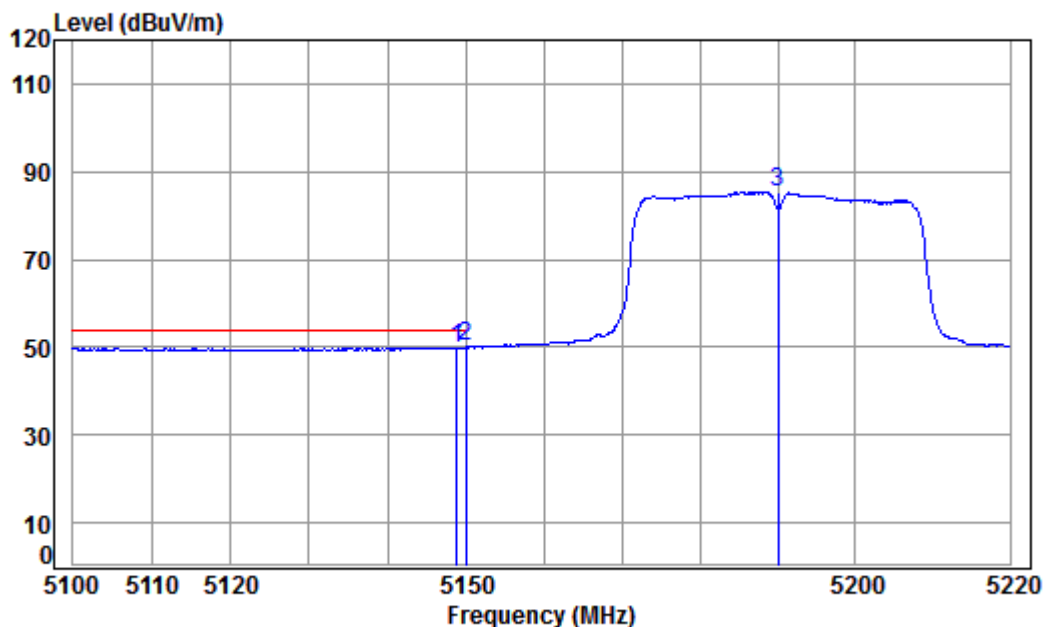
Mode : 5190 Band edge

Note : 5G WIFI 11AC 40

		Cable	Ant	Preamp	Read	Limit	Over	
	Freq	Loss	Factor	Factor	Level	Level	Line	Limit Remark
	MHz	dB	dB/m	dB	dBuV	dBuV/m	dBuV/m	dB
1	5148.024	8.32	34.32	42.36	59.76	60.04	74.00	-13.96 Peak
2	5149.980	8.33	34.32	42.36	58.07	58.36	74.00	-15.64 Peak
3 pp	5190.000	8.39	34.36	42.32	92.06	92.49	68.20	24.29 Peak



Mode:c; Polarization:Vertical; Modulation:802.11ac; bandwidth:40MHz; Channel:Low



Condition: 3m VERTICAL

Job No : 03478CR

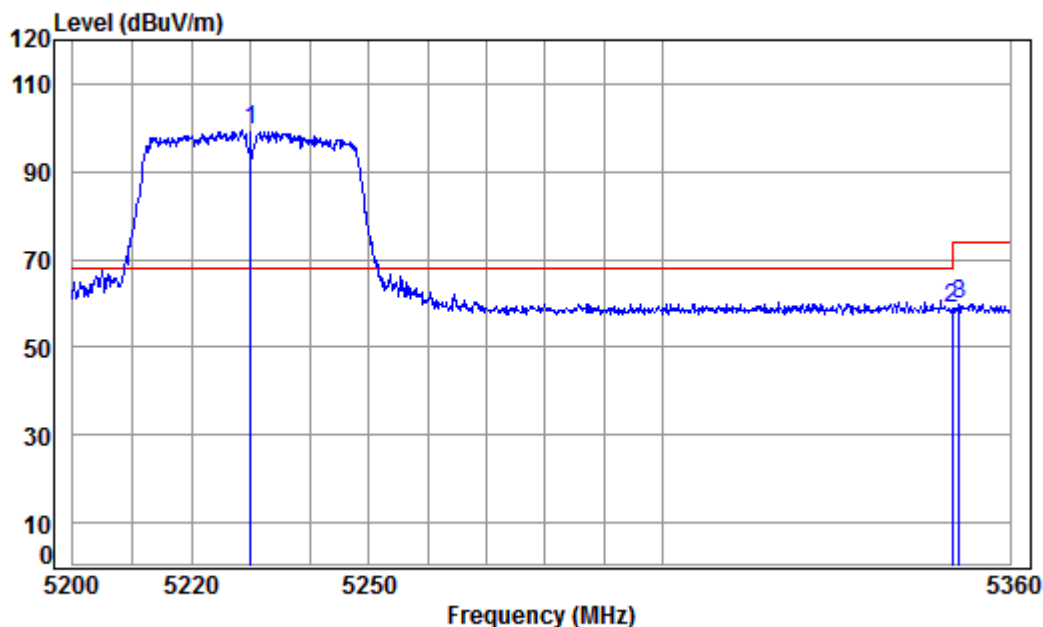
Mode : 5190 Band edge

Note : 5G WIFI 11AC 40

		Cable	Ant	Preamp	Read	Limit	Over	
	Freq	Loss	Factor	Factor	Level	Level	Line	Limit
	MHz	dB	dB/m	dB	dBuV	dBuV/m	dBuV/m	dB
1	5148.863	8.32	34.32	42.36	49.60	49.88	54.00	-4.12
2	pp 5149.980	8.33	34.32	42.36	49.68	49.97	54.00	-4.03
3	5190.000	8.39	34.36	42.32	84.93	85.36	-----	-----



Mode:c; Polarization:Horizontal; Modulation:802.11ac; bandwidth:40MHz; Channel:High



Condition: 3m HORIZONTAL

Job No : 03478CR

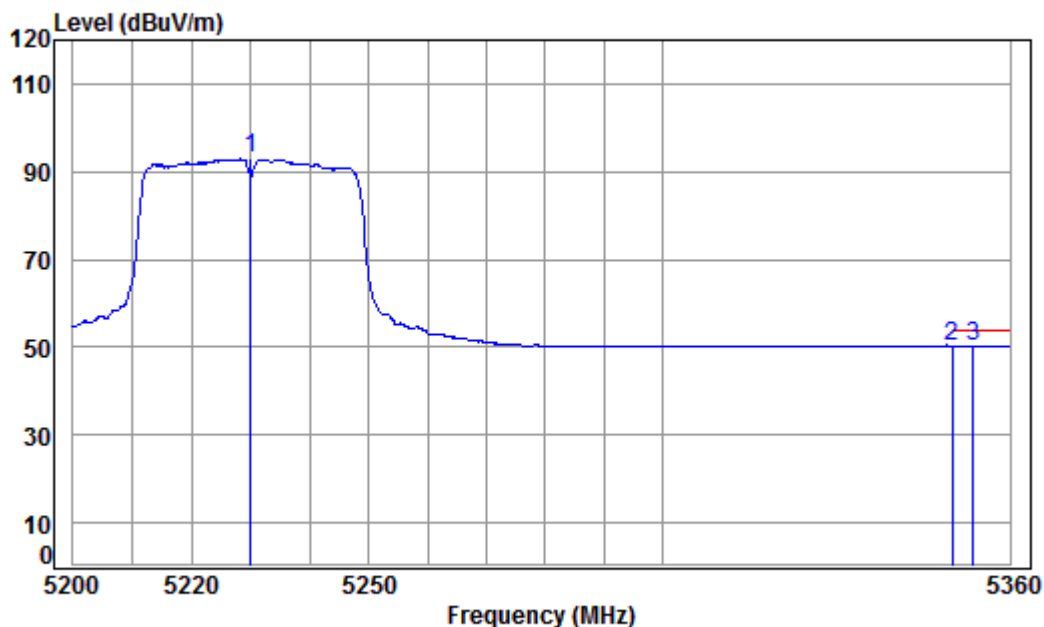
Mode : 5230 Band edge

Note : 5G WIFI 11AC 40

		Cable	Ant	Preamp	Read	Limit	Over	
	Freq	Loss	Factor	Factor	Level	Level	Line	Limit Remark
	MHz	dB	dB/m	dB	dBuV	dBuV/m	dBuV/m	dB
1	pp 5230.000	8.45	34.39	42.28	98.82	99.38	68.20	31.18 peak
2	5350.020	8.63	34.48	42.17	57.90	58.84	74.00	-15.16 peak
3	5351.235	8.63	34.48	42.17	59.04	59.98	74.00	-14.02 peak



Mode:c; Polarization:Horizontal; Modulation:802.11ac; bandwidth:40MHz; Channel:High



Condition: 3m HORIZONTAL

Job No : 03478CR

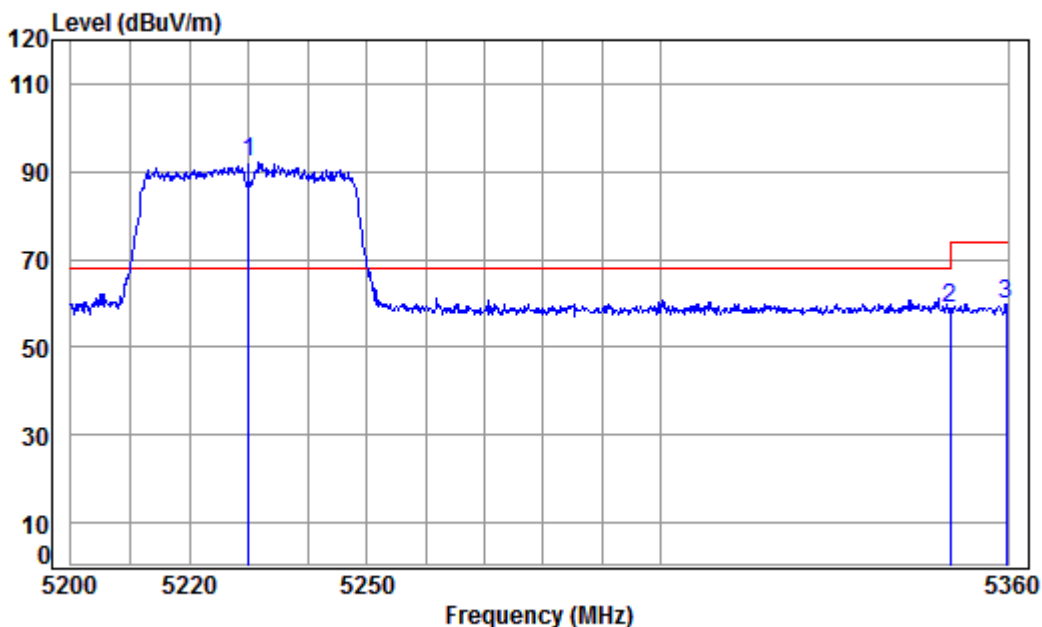
Mode : 5230 Band edge

Note : 5G WIFI 11AC 40

		Cable	Ant	Preamp	Read	Limit	Over	
	Freq	Loss	Factor	Factor	Level	Level	Line	Remark
	MHz	dB	dB/m	dB	dBuV	dBuV/m	dBuV/m	dB
1	5230.000	8.45	34.39	42.28	92.33	92.89	-----	Average
2	pp 5350.020	8.63	34.48	42.17	49.39	50.33	54.00	-3.67 Average
3	5353.669	8.63	34.49	42.17	49.35	50.30	54.00	-3.70 Average



Mode:c; Polarization:Vertical; Modulation:802.11ac; bandwidth:40MHz; Channel:High



Condition: 3m VERTICAL

Job No : 03478CR

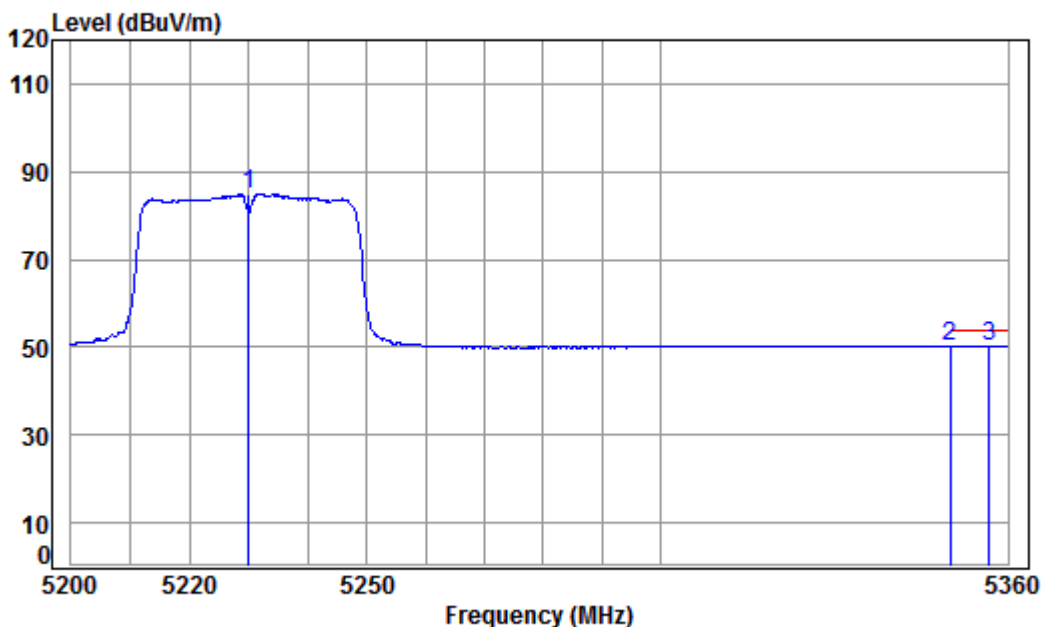
Mode : 5230 Band edge

Note : 5G WIFI 11AC 40

		Cable	Ant	Preamp	Read	Limit	Over	
	Freq	Loss	Factor	Factor	Level	Level	Line	Remark
	MHz	dB	dB/m	dB	dBuV	dBuV/m	dBuV/m	dB
1 pp	5230.000	8.45	34.39	42.28	91.57	92.13	68.20	23.93 Peak
2	5350.020	8.63	34.48	42.17	58.07	59.01	74.00	-14.99 Peak
3	5359.675	8.64	34.49	42.16	58.98	59.95	74.00	-14.05 Peak



Mode:c; Polarization:Vertical; Modulation:802.11ac; bandwidth:40MHz; Channel:High



Condition: 3m VERTICAL

Job No : 03478CR

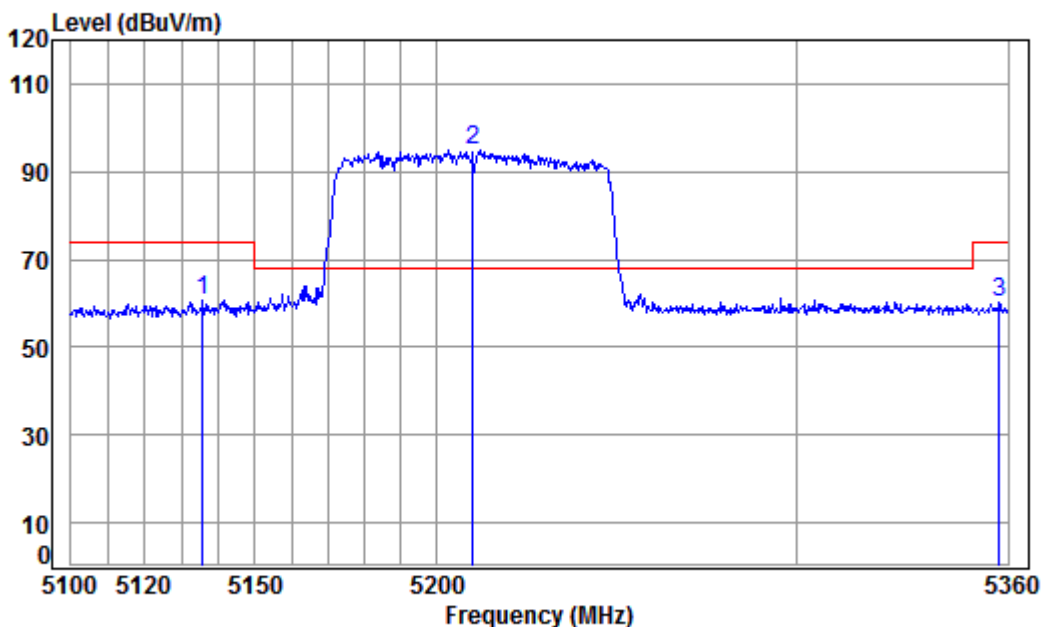
Mode : 5230 Band edge

Note : 5G WIFI 11AC 40

		Cable	Ant	Preamp	Read	Limit	Over	
	Freq	Loss	Factor	Factor	Level	Level	Line	Limit
	MHz	dB	dB/m	dB	dBuV	dBuV/m	dBuV/m	dB
1	5230.000	8.45	34.39	42.28	84.35	84.91	-----	-----
2	5350.020	8.63	34.48	42.17	49.24	50.18	54.00	-3.82
3 pp	5356.752	8.64	34.49	42.16	49.27	50.24	54.00	-3.76
								Average
								Average
								Average



Mode:c; Polarization:Vertical; Modulation:802.11ac; bandwidth:80MHz; Channel:middle



Condition: 3m HORIZONTAL

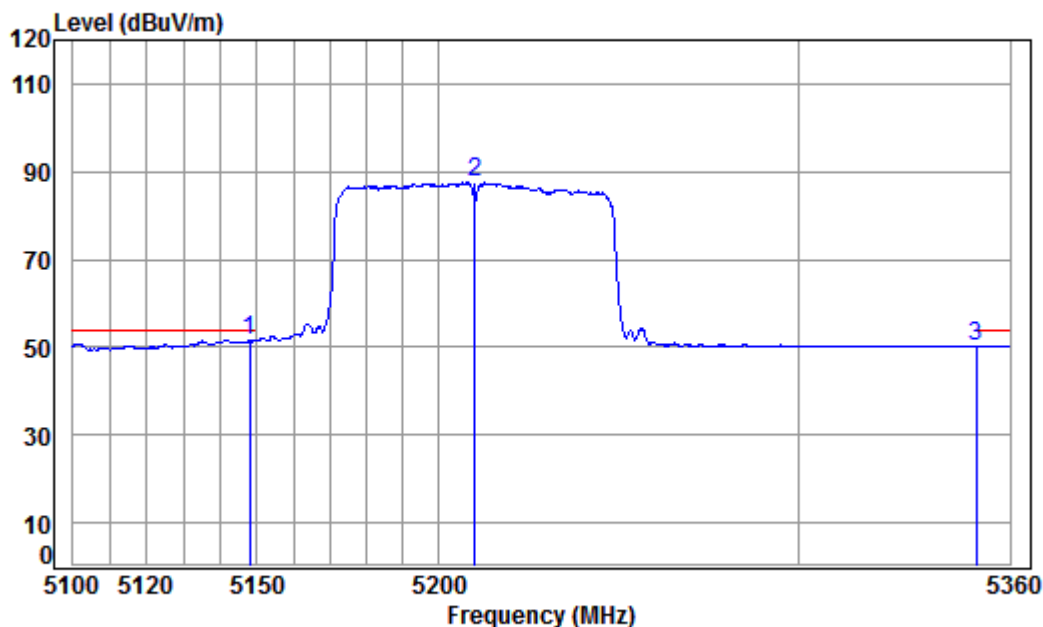
Job No : 03478CR

Mode : 5210 Band edge

Note : 5G WIFI 11AC 80

		Cable	Ant	Preamp	Read	Limit	Over	
	Freq	Loss	Factor	Factor	Level	Level	Line	Remark
	MHz	dB	dB/m	dB	dBuV	dBuV/m	dBuV/m	dB
1	5135.882	8.30	34.31	42.37	60.49	60.73	74.00	-13.27 peak
2	5210.000	8.42	34.37	42.30	94.52	95.01	68.20	26.81 peak
3	5357.602	8.64	34.49	42.16	59.45	60.42	74.00	-13.58 peak

Mode:c; Polarization:Vertical; Modulation:802.11ac; bandwidth:80MHz; Channel:middle



Condition: 3m HORIZONTAL

Job No : 03478CR

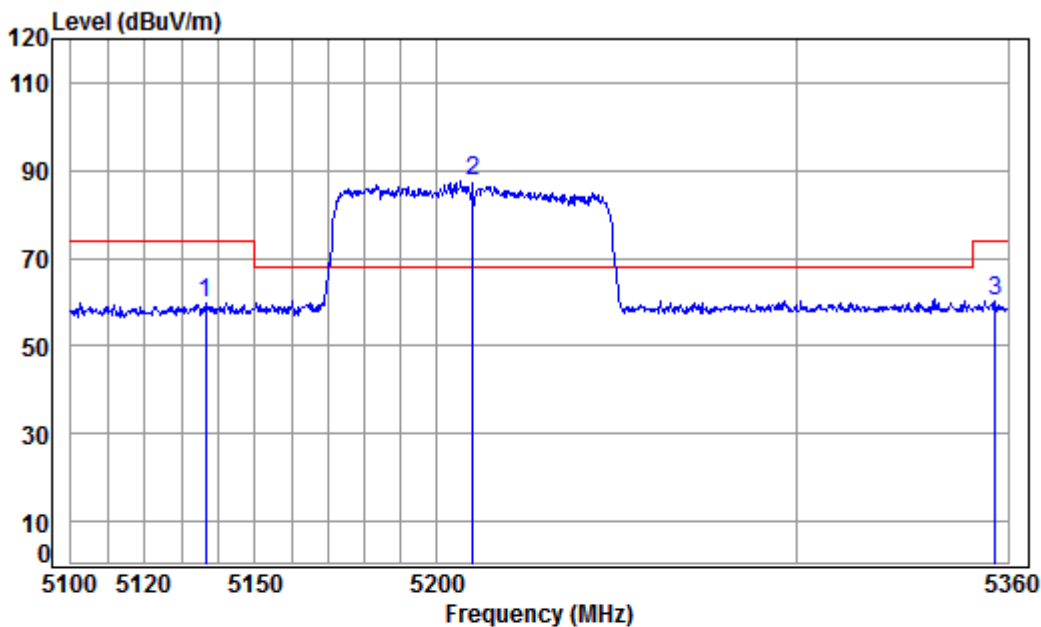
Mode : 5210 Band edge

Note : 5G WIFI 11AC 80

		Cable	Ant	Preamp	Read	Limit	Over	
	Freq	Loss	Factor	Factor	Level	Line	Limit	Remark
	MHz	dB	dB/m	dB	dBuV	dBuV/m	dBuV/m	dB
1 pp	5148.154	8.32	34.32	42.36	51.36	51.64	54.00	-2.36 Average
2	5210.000	8.42	34.37	42.30	86.94	87.43	-----	----- Average
3	5350.414	8.63	34.48	42.17	49.25	50.19	54.00	-3.81 Average



Mode:c; Polarization:Vertical; Modulation:802.11ac; bandwidth:80MHz; Channel:middle



Condition: 3m VERTICAL

Job No : 03478CR

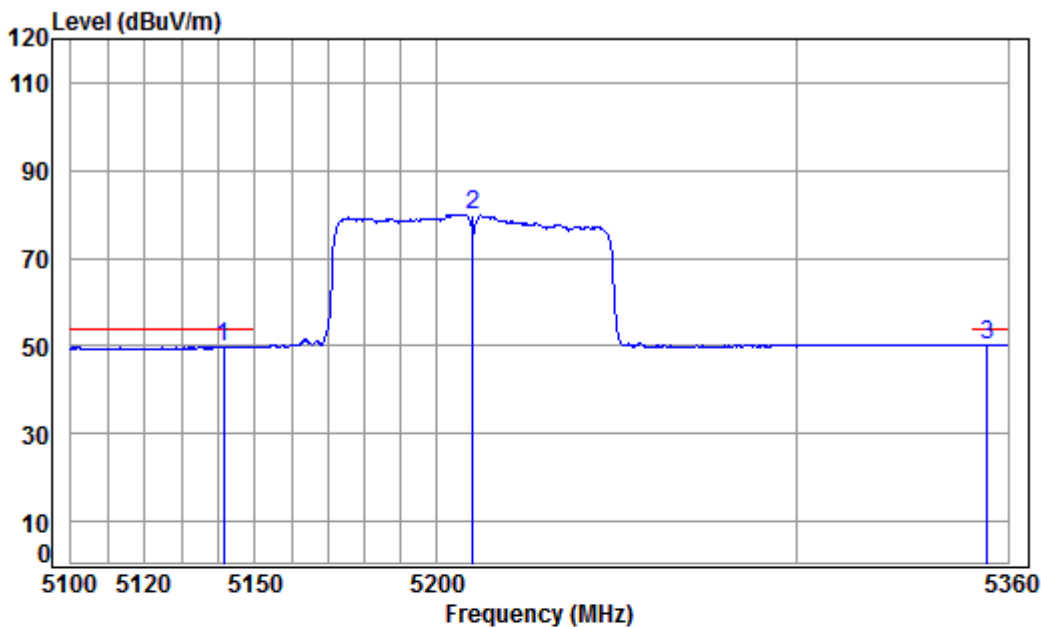
Mode : 5210 Band edge

Note : 5G WIFI 11AC 80

		Cable	Ant	Preamp	Read		Limit	Over	
	Freq	Loss	Factor	Factor	Level	Level	Line	Limit	Remark
	MHz	dB	dB/m	dB	dBuV	dBuV/m	dBuV/m	dB	
1	5136.648	8.31	34.31	42.37	59.73	59.98	74.00	-14.02	Peak
2	pp 5210.000	8.42	34.37	42.30	86.91	87.40	68.20	19.20	Peak
3	5356.270	8.64	34.49	42.16	59.10	60.07	74.00	-13.93	Peak



Mode:c; Polarization:Vertical; Modulation:802.11ac; bandwidth:80MHz; Channel:middle



Condition: 3m VERTICAL

Job No : 03478CR

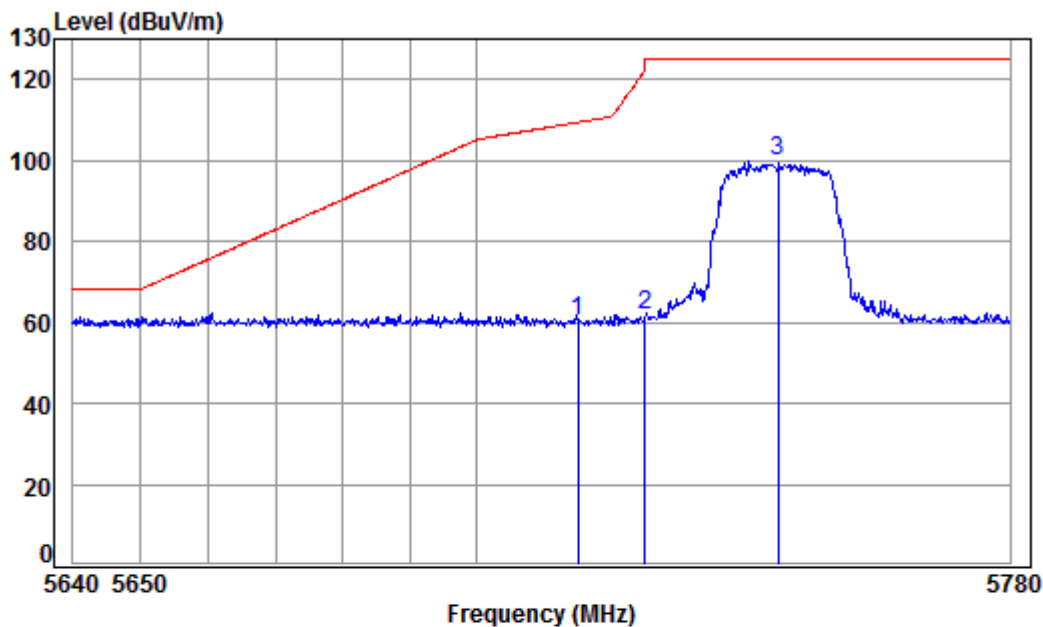
Mode : 5210 Band edge

Note : 5G WIFI 11AC 80

		Cable	Ant	Preamp	Read	Limit	Over	
	Freq	Loss	Factor	Factor	Level	Line	Limit	Remark
	MHz	dB	dB/m	dB	dBuV	dBuV/m	dBuV/m	dB
1	5141.503	8.31	34.32	42.36	49.59	49.86	54.00	-4.14 Average
2	5210.000	8.42	34.37	42.30	79.53	80.02	-----	----- Average
3 pp	5354.140	8.64	34.49	42.17	49.29	50.25	54.00	-3.75 Average



Mode:f; Polarization:Horizontal; Modulation:802.11a; bandwidth:20MHz; Channel:Low

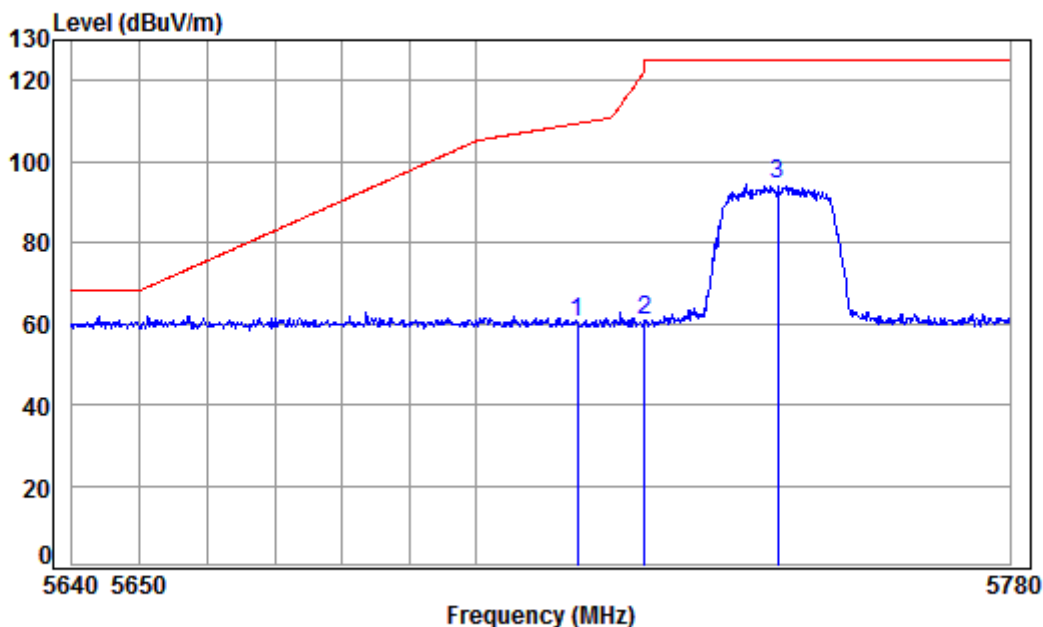


Condition: 3m HORIZONTAL
Job No : 03478CR
Mode : 5745 Band edge
Note : 5G WIFI 11A

		Cable	Ant	Preamp	Read	Limit	Over	
	Freq	Loss	Factor	Factor	Level	Level	Line	Remark
	MHz	dB	dB/m	dB	dBuV	dBuV/m	dBuV/m	dB
1	5715.000	9.61	34.82	41.85	57.68	60.26	109.40	-49.14 peak
2	5725.000	9.64	34.83	41.84	58.97	61.60	122.20	-60.60 peak
3 pp	5745.000	9.71	34.85	41.82	97.08	99.82	125.20	-25.38 peak



Mode:f; Polarization:Vertical; Modulation:802.11a; bandwidth:20MHz; Channel:Low



Condition: 3m VERTICAL

Job No : 03478CR

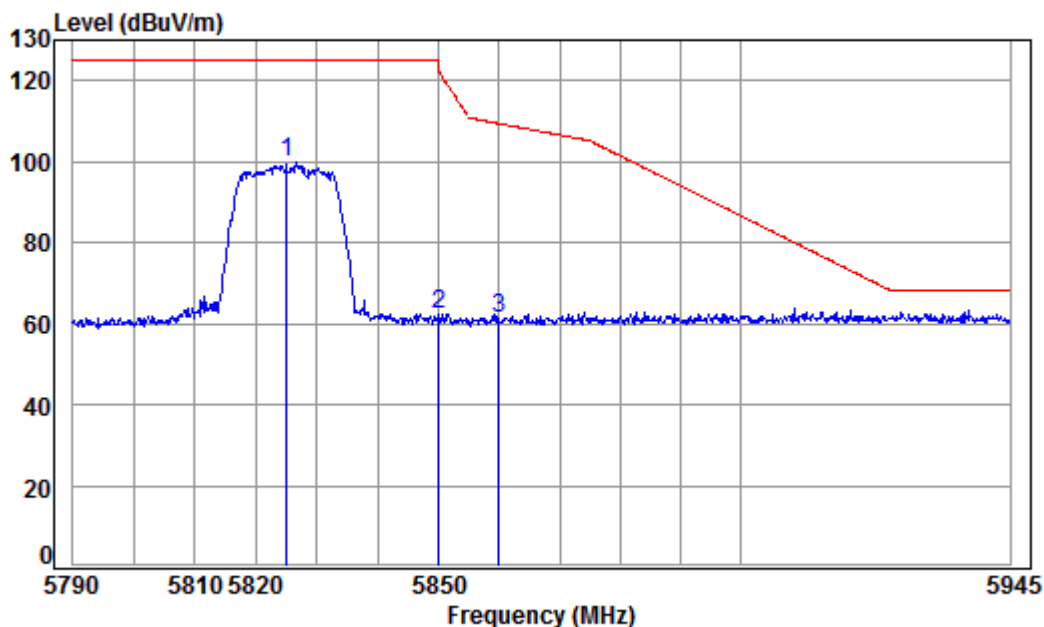
Mode : 5745 Band edge

Note : 5G WIFI 11A

		Cable	Ant	Preamp	Read	Limit	Over	
	Freq	Loss	Factor	Factor	Level	Level	Line	Remark
	MHz	dB	dB/m	dB	dBuV	dBuV/m	dBuV/m	dB
1	5715.000	9.61	34.82	41.85	57.96	60.54	109.40	-48.86 peak
2	5725.000	9.64	34.83	41.84	58.16	60.79	122.20	-61.41 peak
3 pp	5745.000	9.71	34.85	41.82	91.56	94.30	125.20	-30.90 peak



Mode:f; Polarization:Horizontal; Modulation:802.11a; bandwidth:20MHz; Channel:High

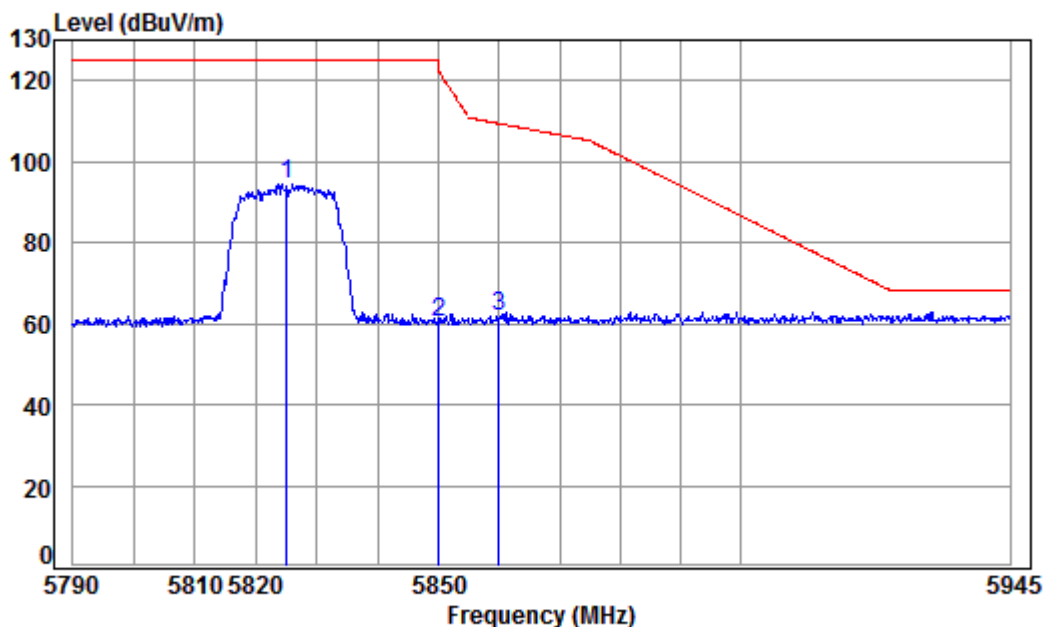


Condition: 3m HORIZONTAL
Job No : 03478CR
Mode : 5825 Band edge
Note : 5G WIFI 11A

		Cable	Ant	Preamp	Read	Limit	Over	
	Freq	Loss	Factor	Factor	Level	Level	Line	Remark
	MHz	dB	dB/m	dB	dBuV	dBuV/m	dBuV/m	dB
1	pp 5825.000	9.98	34.93	41.75	96.57	99.73	125.20	-25.47 peak
2	5850.000	10.07	34.95	41.73	58.76	62.05	122.20	-60.15 peak
3	5860.000	10.10	34.96	41.72	57.99	61.33	109.40	-48.07 peak



Mode:f; Polarization:Vertical; Modulation:802.11a; bandwidth:20MHz; Channel:High



Condition: 3m VERTICAL

Job No : 03478CR

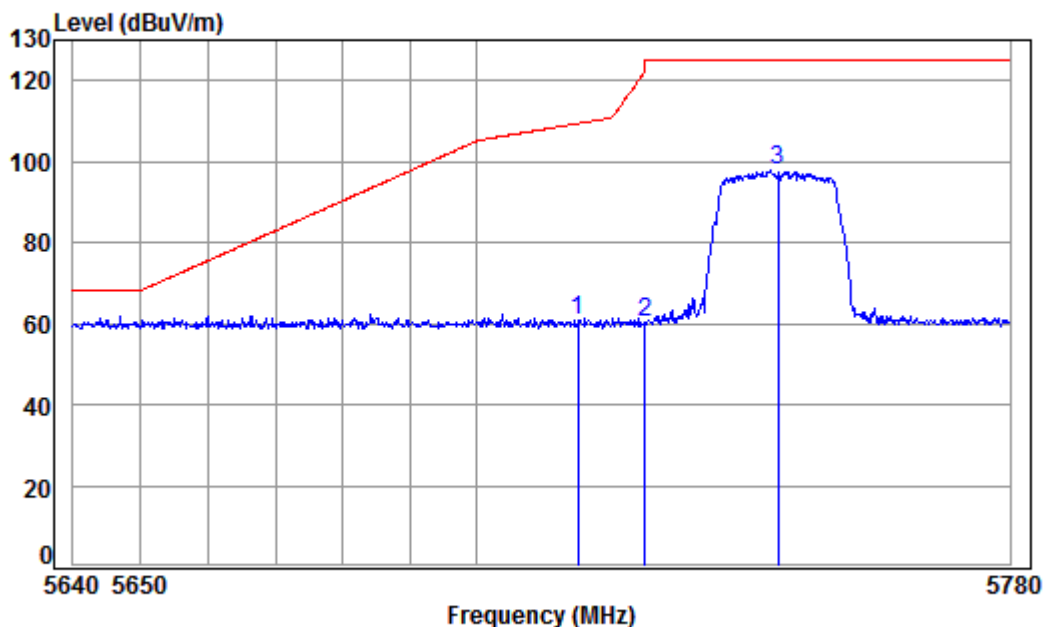
Mode : 5825 Band edge

Note : 5G WIFI 11A

		Cable	Ant	Preamp	Read	Limit	Over	
	Freq	Loss	Factor	Factor	Level	Level	Line	Remark
	MHz	dB	dB/m	dB	dBuV	dBuV/m	dBuV/m	dB
1	pp 5825.000	9.98	34.93	41.75	91.14	94.30	125.20	-30.90 peak
2	5850.000	10.07	34.95	41.73	56.93	60.22	122.20	-61.98 peak
3	5860.000	10.10	34.96	41.72	58.65	61.99	109.40	-47.41 peak



Mode:f; Polarization:Horizontal; Modulation:802.11n; bandwidth:20MHz; Channel:Low



Condition: 3m HORIZONTAL

Job No : 03478CR

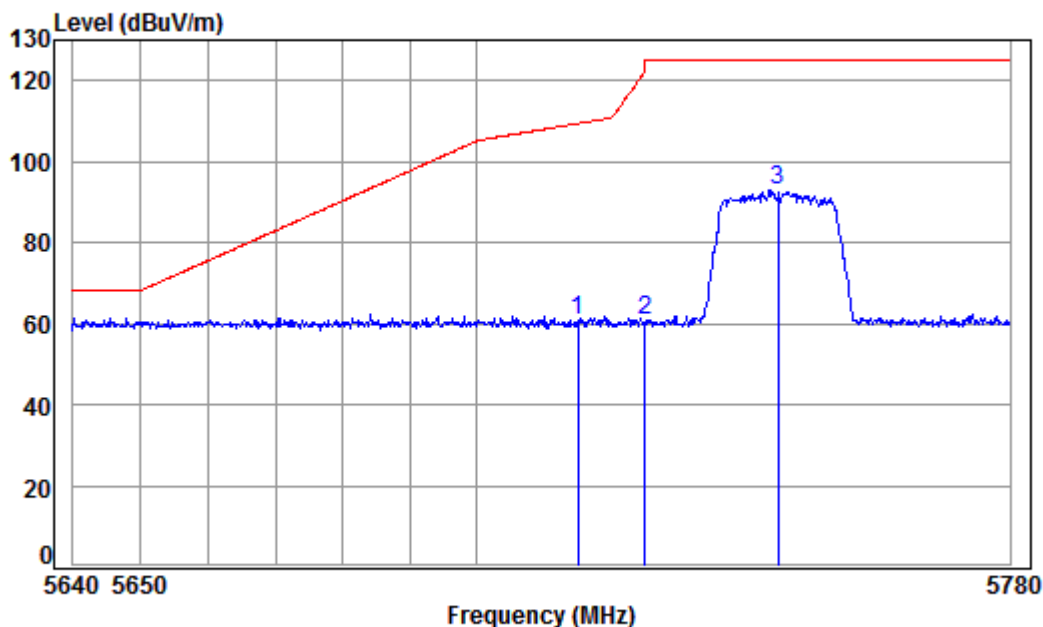
Mode : 5745 Band edge

Note : 5G WIFI 11N 20

		Cable	Ant	Preamp	Read	Limit	Over	
	Freq	Loss	Factor	Factor	Level	Level	Line	Limit Remark
	MHz	dB	dB/m	dB	dBuV	dBuV/m	dBuV/m	dB
1	5715.000	9.61	34.82	41.85	57.99	60.57	109.40	-48.83 peak
2	5725.000	9.64	34.83	41.84	57.74	60.37	122.20	-61.83 peak
3 pp	5745.000	9.71	34.85	41.82	94.99	97.73	125.20	-27.47 peak



Mode:f; Polarization:Vertical; Modulation:802.11n; bandwidth:20MHz; Channel:Low



Condition: 3m VERTICAL

Job No : 03478CR

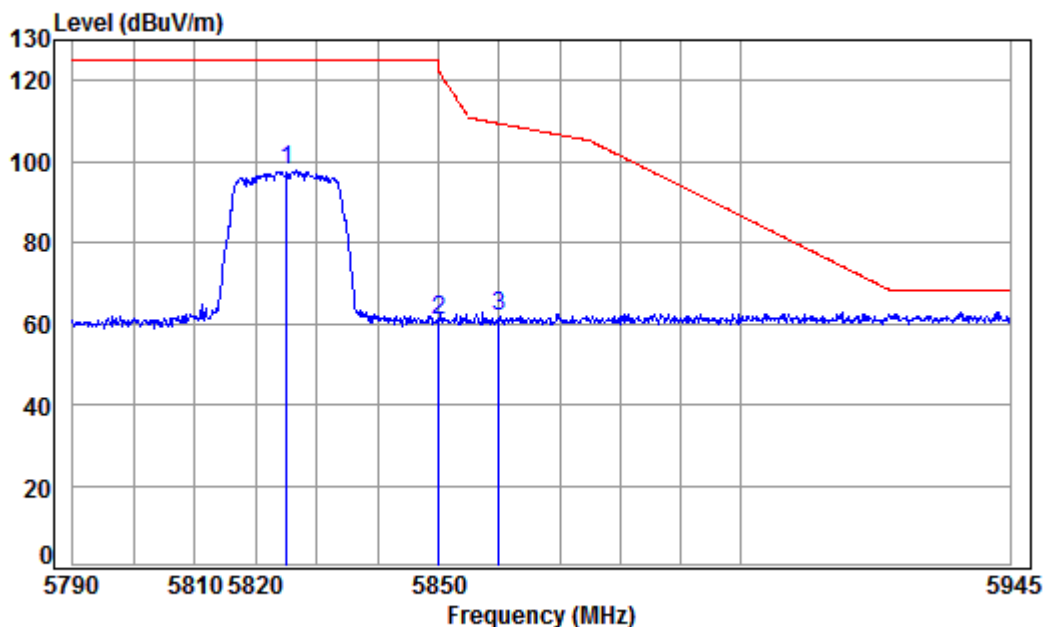
Mode : 5745 Band edge

Note : 5G WIFI 11N 20

		Cable	Ant	Preamp	Read	Limit	Over	
	Freq	Loss	Factor	Factor	Level	Level	Line	Remark
	MHz	dB	dB/m	dB	dBuV	dBuV/m	dBuV/m	dB
1	5715.000	9.61	34.82	41.85	58.32	60.90	109.40	-48.50 peak
2	5725.000	9.64	34.83	41.84	58.32	60.95	122.20	-61.25 peak
3 pp	5745.000	9.71	34.85	41.82	90.11	92.85	125.20	-32.35 peak



Mode:f; Polarization:Horizontal; Modulation:802.11n; bandwidth:20MHz; Channel:High



Condition: 3m HORIZONTAL

Job No : 03478CR

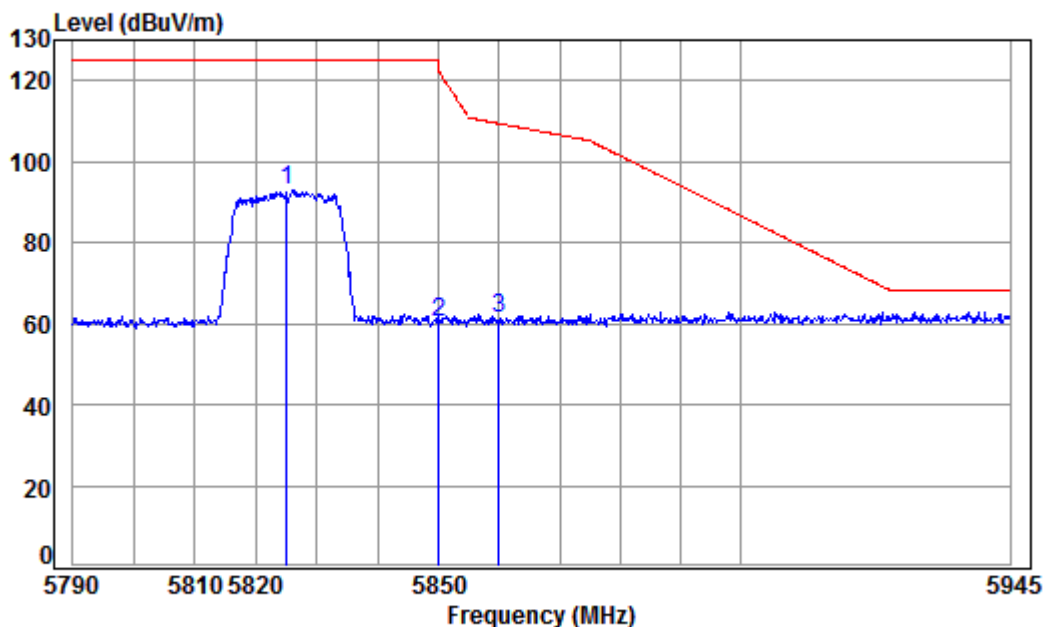
Mode : 5825 Band edge

Note : 5G WIFI 11N 20

		Cable	Ant	Preamp	Read	Limit	Over	
	Freq	Loss	Factor	Factor	Level	Level	Line	Remark
	MHz	dB	dB/m	dB	dBuV	dBuV/m	dBuV/m	dB
1	pp 5825.000	9.98	34.93	41.75	94.48	97.64	125.20	-27.56 peak
2	5850.000	10.07	34.95	41.73	57.53	60.82	122.20	-61.38 peak
3	5860.000	10.10	34.96	41.72	58.67	62.01	109.40	-47.39 peak



Mode:f; Polarization:Vertical; Modulation:802.11n; bandwidth:20MHz; Channel:High



Condition: 3m VERTICAL

Job No : 03478CR

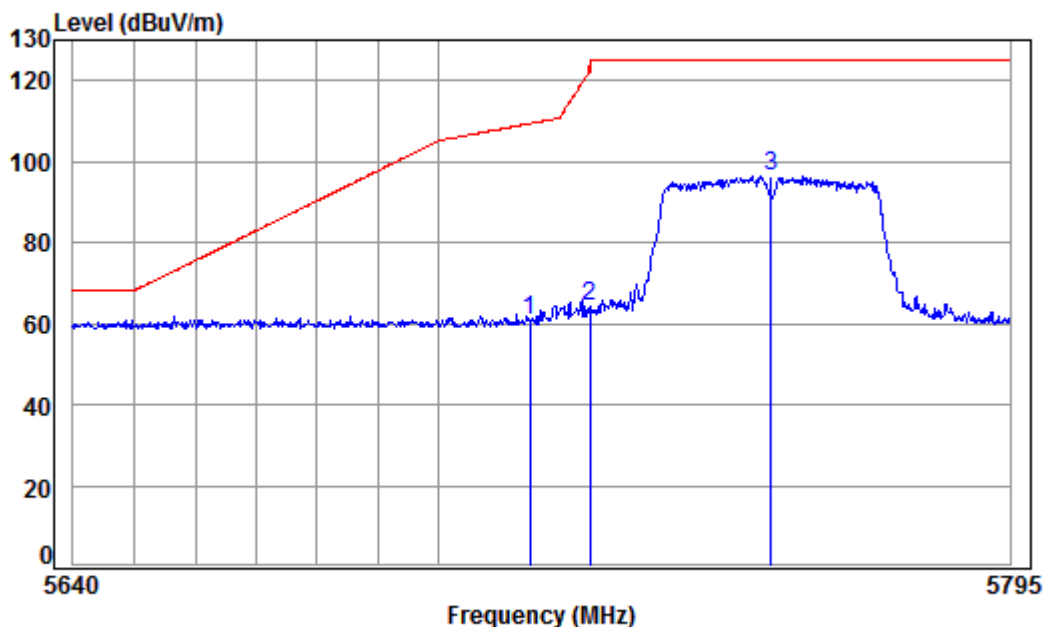
Mode : 5825 Band edge

Note : 5G WIFI 11N 20

		Cable	Ant	Preamp	Read	Limit	Over	
	Freq	Loss	Factor	Factor	Level	Level	Line	Remark
	MHz	dB	dB/m	dB	dBuV	dBuV/m	dBuV/m	dB
1	pp 5825.000	9.98	34.93	41.75	89.69	92.85	125.20	-32.35 peak
2	5850.000	10.07	34.95	41.73	57.04	60.33	122.20	-61.87 peak
3	5860.000	10.10	34.96	41.72	57.80	61.14	109.40	-48.26 peak



Mode:f; Polarization:Horizontal; Modulation:802.11n; bandwidth:40MHz; Channel:Low



Condition: 3m HORIZONTAL

Job No : 03478CR

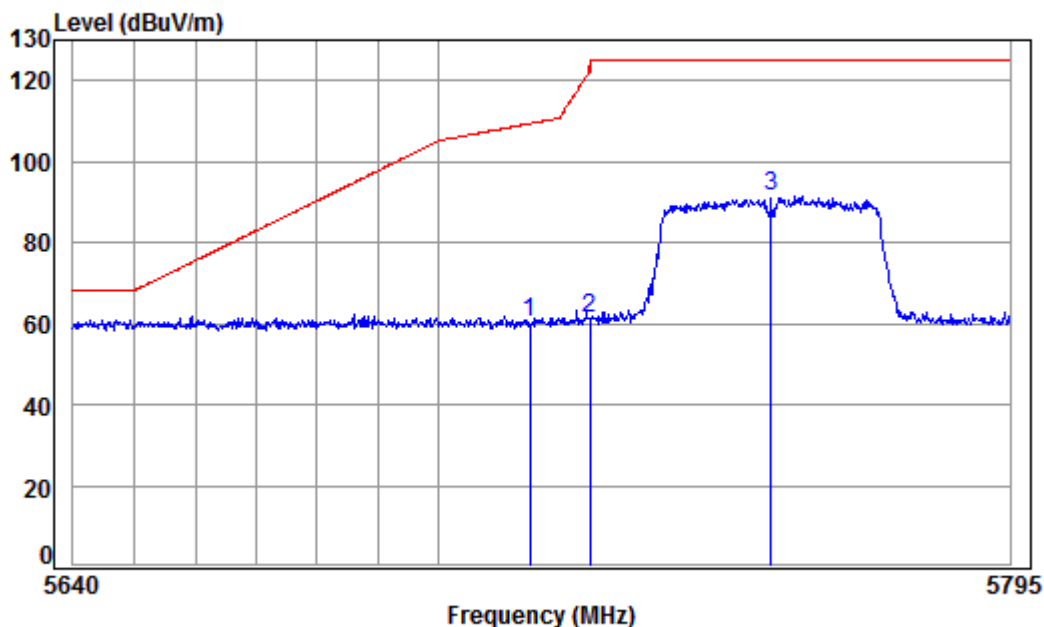
Mode : 5755 Band edge

Note : 5G WIFI 11N 40

		Cable	Ant	Preamp	Read	Limit	Over	
	Freq	Loss	Factor	Factor	Level	Level	Line	Remark
	MHz	dB	dB/m	dB	dBuV	dBuV/m	dBuV/m	dB
1	5715.000	9.61	34.82	41.85	58.12	60.70	109.40	-48.70 peak
2	5725.000	9.64	34.83	41.84	61.83	64.46	122.20	-57.74 peak
3 pp	5755.000	9.75	34.86	41.81	93.82	96.62	125.20	-28.58 peak



Mode:f; Polarization:Vertical; Modulation:802.11n; bandwidth:40MHz; Channel:Low



Condition: 3m VERTICAL

Job No : 03478CR

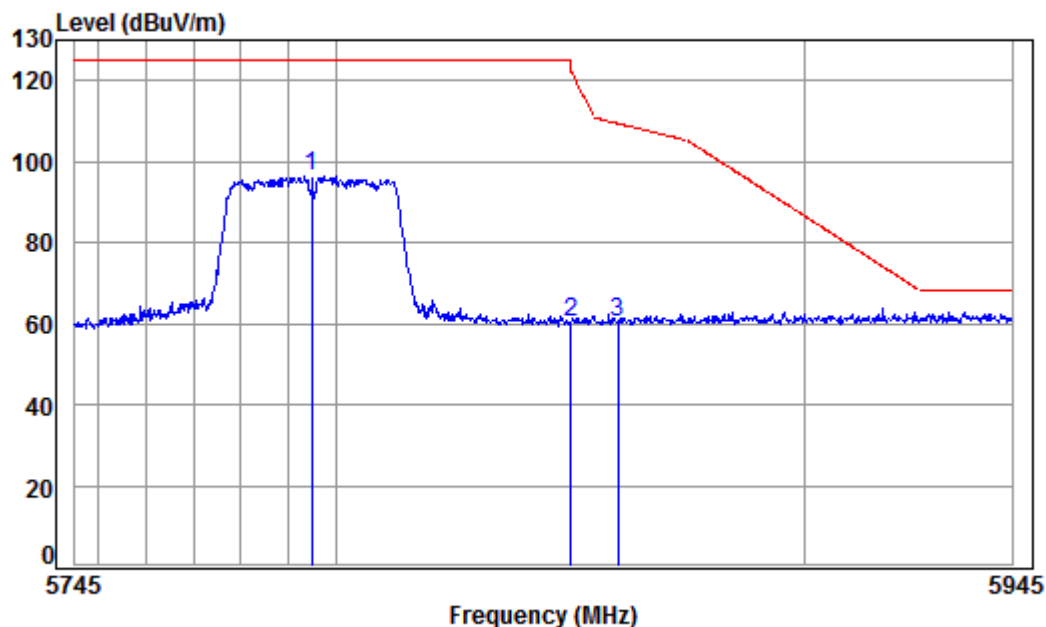
Mode : 5755 Band edge

Note : 5G WIFI 11N 40

		Cable	Ant	Preamp	Read	Limit	Over	
	Freq	Loss	Factor	Factor	Level	Level	Line	Remark
	MHz	dB	dB/m	dB	dBuV	dBuV/m	dBuV/m	dB
1	5715.000	9.61	34.82	41.85	57.55	60.13	109.40	-49.27 peak
2	5725.000	9.64	34.83	41.84	58.72	61.35	122.20	-60.85 peak
3 pp	5755.000	9.75	34.86	41.81	88.47	91.27	125.20	-33.93 peak



Mode:f; Polarization:Horizontal; Modulation:802.11n; bandwidth:40MHz; Channel:High



Condition: 3m HORIZONTAL

Job No : 03478CR

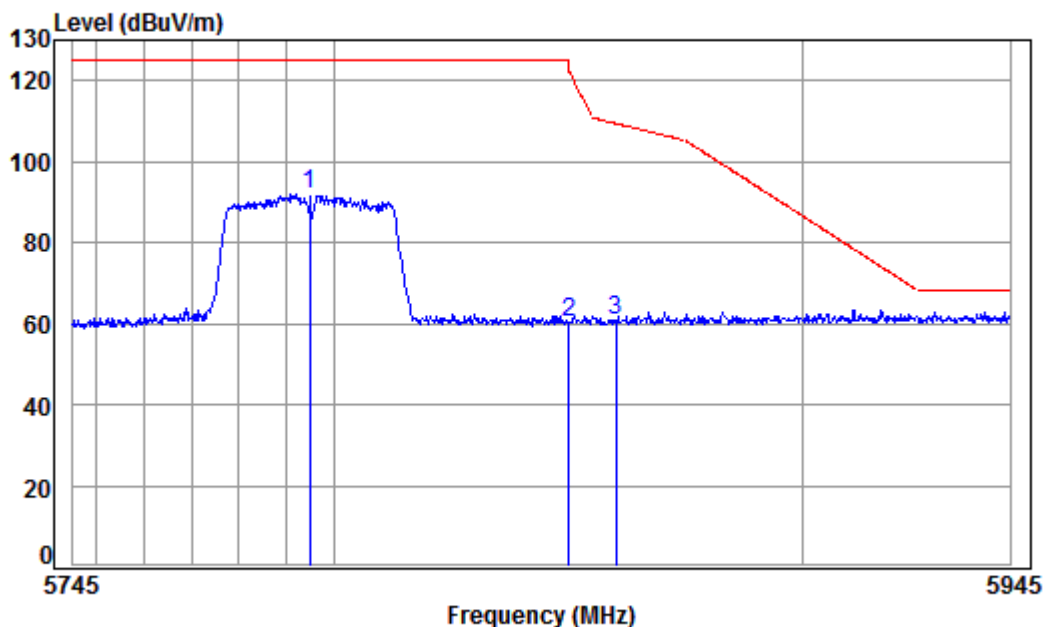
Mode : 5795 Band edge

Note : 5G WIFI 11N 40

		Cable	Ant	Preamp	Read		Limit	Over	
	Freq	Loss	Factor	Factor	Level	Level	Line	Limit	Remark
	MHz	dB	dB/m	dB	dBuV	dBuV/m	dBuV/m	dB	
1	pp 5795.000	9.88	34.90	41.78	93.46	96.46	125.20	-28.74	peak
2	5850.000	10.07	34.95	41.73	57.01	60.30	122.20	-61.90	peak
3	5860.000	10.10	34.96	41.72	57.18	60.52	109.40	-48.88	peak



Mode:f; Polarization:Vertical; Modulation:802.11n; bandwidth:40MHz; Channel:High



Condition: 3m VERTICAL

Job No : 03478CR

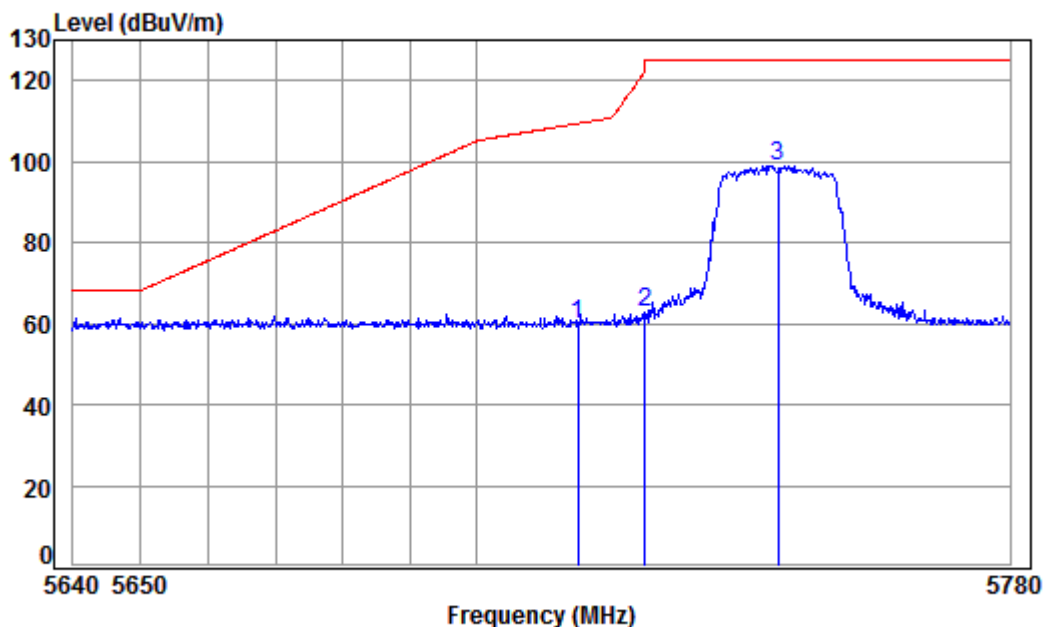
Mode : 5795 Band edge

Note : 5G WIFI 11N 40

		Cable	Ant	Preamp	Read	Limit	Over	
	Freq	Loss	Factor	Factor	Level	Level	Line	Remark
	MHz	dB	dB/m	dB	dBuV	dBuV/m	dBuV/m	dB
1	pp 5795.000	9.88	34.90	41.78	88.75	91.75	125.20	-33.45 peak
2	5850.000	10.07	34.95	41.73	57.07	60.36	122.20	-61.84 peak
3	5860.000	10.10	34.96	41.72	57.43	60.77	109.40	-48.63 peak



Mode:f; Polarization:Horizontal; Modulation:802.11ac; bandwidth:20MHz; Channel:Low



Condition: 3m HORIZONTAL

Job No : 03478CR

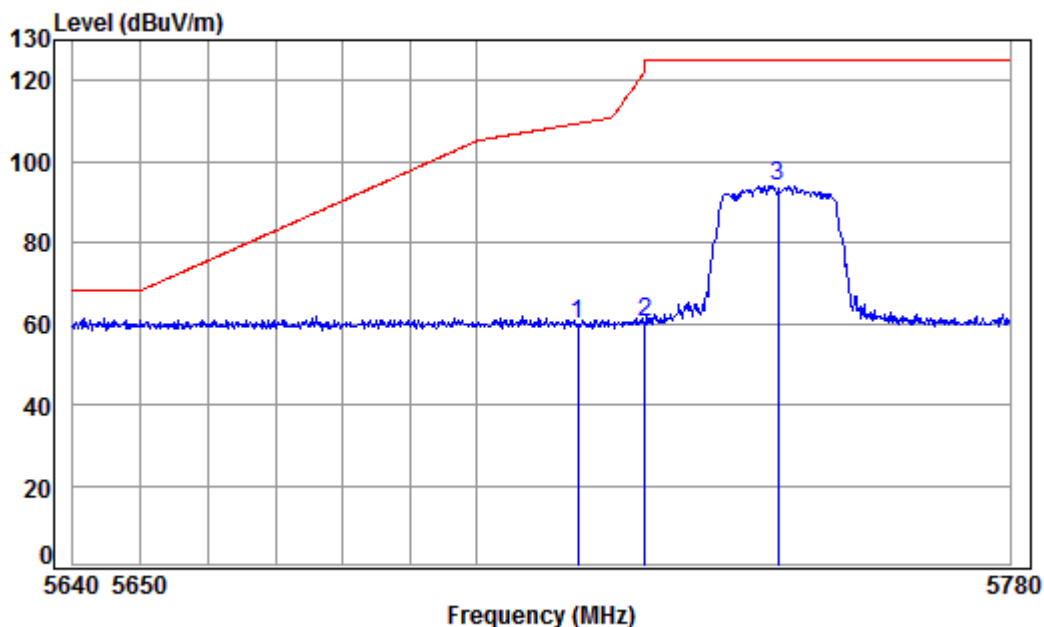
Mode : 5745 Band edge

Note : 5G WIFI 1AC 20

		Cable	Ant	Preamp	Read	Limit	Over	
	Freq	Loss	Factor	Factor	Level	Level	Line	Remark
	MHz	dB	dB/m	dB	dBuV	dBuV/m	dBuV/m	dB
1	5715.000	9.61	34.82	41.85	57.42	60.00	109.40	-49.40 peak
2	5725.000	9.64	34.83	41.84	59.95	62.58	122.20	-59.62 peak
3 pp	5745.000	9.71	34.85	41.82	96.09	98.83	125.20	-26.37 peak



Mode:f; Polarization:Vertical; Modulation:802.11ac; bandwidth:20MHz; Channel:Low



Condition: 3m VERTICAL

Job No : 03478CR

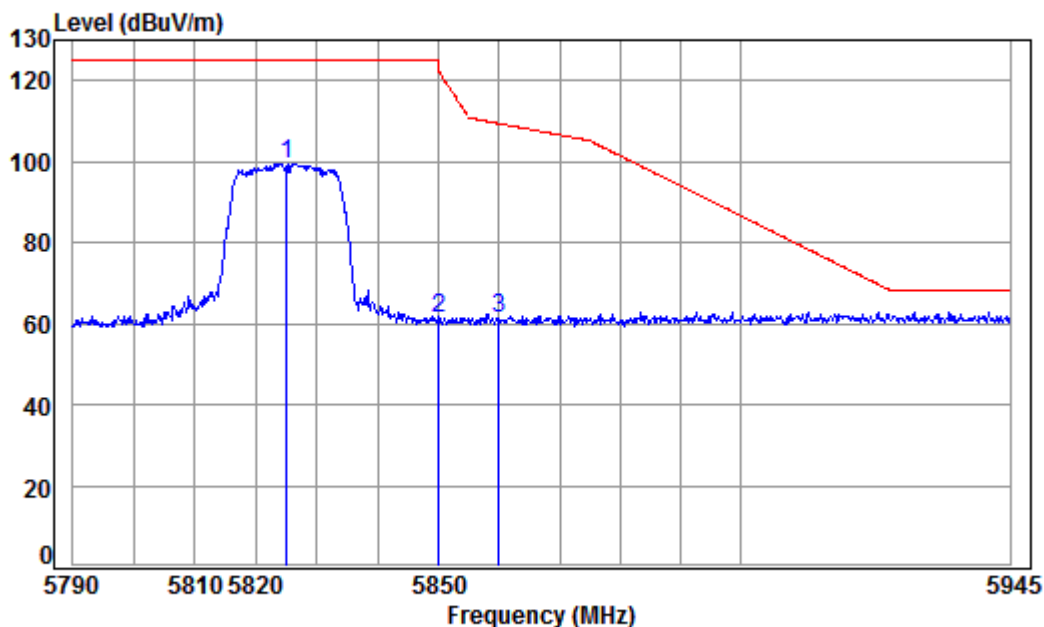
Mode : 5745 Band edge

Note : 5G WIFI 1AC 20

		Cable	Ant	Preamp	Read	Limit	Over	
	Freq	Loss	Factor	Factor	Level	Level	Line	Remark
	MHz	dB	dB/m	dB	dBuV	dBuV/m	dBuV/m	dB
1	5715.000	9.61	34.82	41.85	57.15	59.73	109.40	-49.67 peak
2	5725.000	9.64	34.83	41.84	57.88	60.51	122.20	-61.69 peak
3 pp	5745.000	9.71	34.85	41.82	91.40	94.14	125.20	-31.06 peak



Mode:f; Polarization:Horizontal; Modulation:802.11ac; bandwidth:20MHz; Channel:High



Condition: 3m HORIZONTAL

Job No : 03478CR

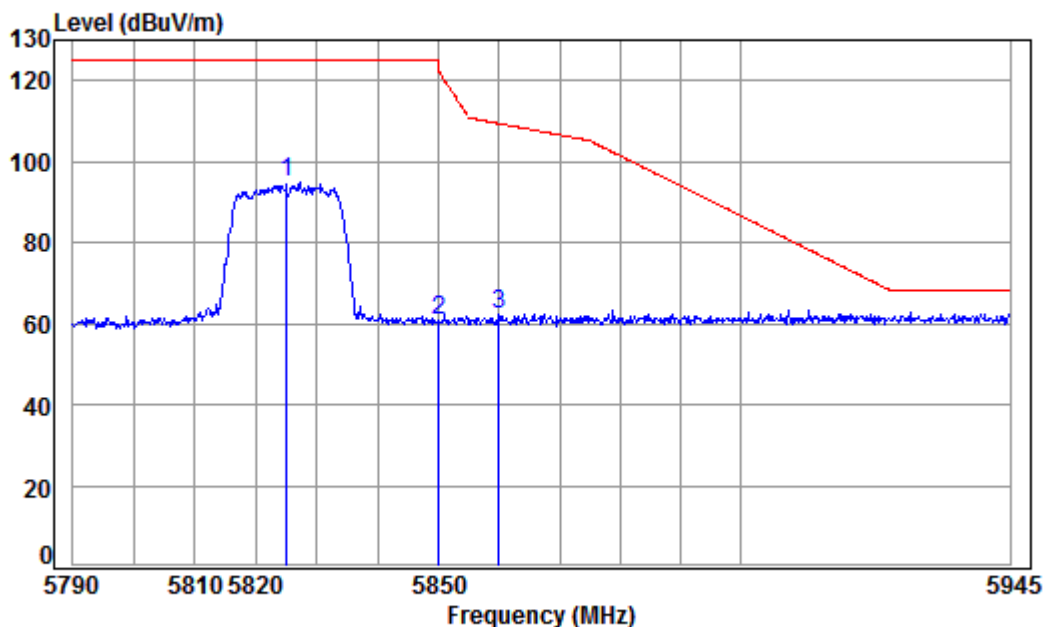
Mode : 5825 Band edge

Note : 5G WIFI 1AC 20

		Cable	Ant	Preamp	Read	Limit	Over	
	Freq	Loss	Factor	Factor	Level	Level	Line	Remark
	MHz	dB	dB/m	dB	dBuV	dBuV/m	dBuV/m	dB
1	pp 5825.000	9.98	34.93	41.75	96.37	99.53	125.20	-25.67 peak
2	5850.000	10.07	34.95	41.73	58.15	61.44	122.20	-60.76 peak
3	5860.000	10.10	34.96	41.72	57.94	61.28	109.40	-48.12 peak



Mode:f; Polarization:Vertical; Modulation:802.11ac; bandwidth:20MHz; Channel:High



Condition: 3m VERTICAL

Job No : 03478CR

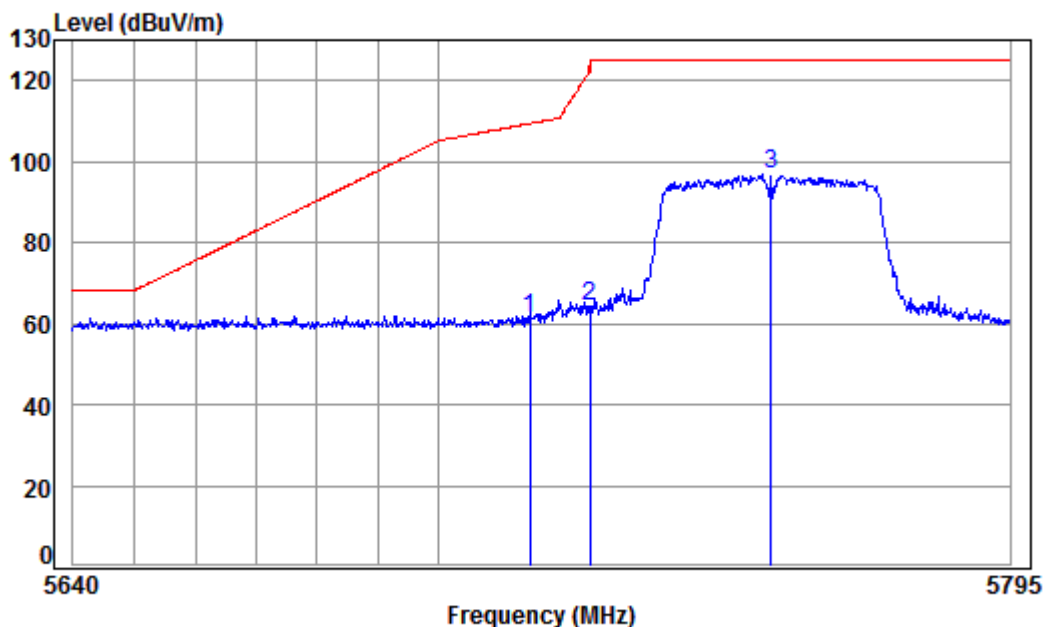
Mode : 5825 Band edge

Note : 5G WIFI 1AC 20

		Cable	Ant	Preamp	Read	Limit	Over	
	Freq	Loss	Factor	Factor	Level	Level	Line	Remark
	MHz	dB	dB/m	dB	dBuV	dBuV/m	dBuV/m	dB
1	pp 5825.000	9.98	34.93	41.75	91.55	94.71	125.20	-30.49 peak
2	5850.000	10.07	34.95	41.73	57.32	60.61	122.20	-61.59 peak
3	5860.000	10.10	34.96	41.72	58.80	62.14	109.40	-47.26 peak



Mode:f; Polarization:Horizontal; Modulation:802.11ac; bandwidth:40MHz; Channel:Low



Condition: 3m HORIZONTAL

Job No : 03478CR

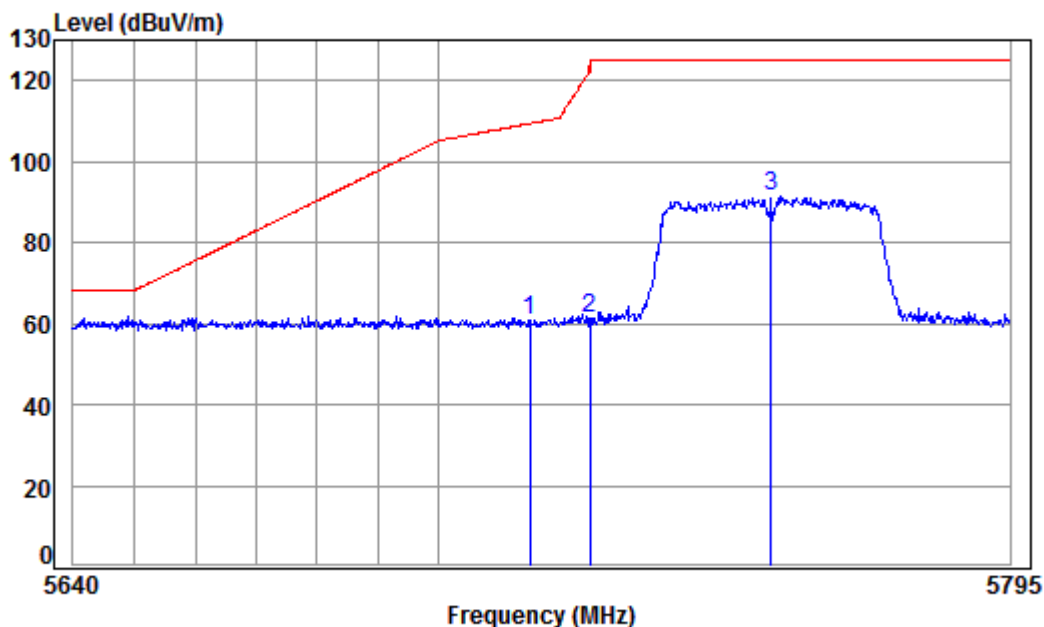
Mode : 5755 Band edge

Note : 5G WIFI 1AC 40

		Cable	Ant	Preamp	Read	Limit	Over	
	Freq	Loss	Factor	Factor	Level	Level	Line	Remark
	MHz	dB	dB/m	dB	dBuV	dBuV/m	dBuV/m	dB
1	5715.000	9.61	34.82	41.85	58.55	61.13	109.40	-48.27 peak
2	5725.000	9.64	34.83	41.84	61.77	64.40	122.20	-57.80 peak
3 pp	5755.000	9.75	34.86	41.81	93.88	96.68	125.20	-28.52 peak



Mode:f; Polarization:Vertical; Modulation:802.11ac; bandwidth:40MHz; Channel:Low



Condition: 3m VERTICAL

Job No : 03478CR

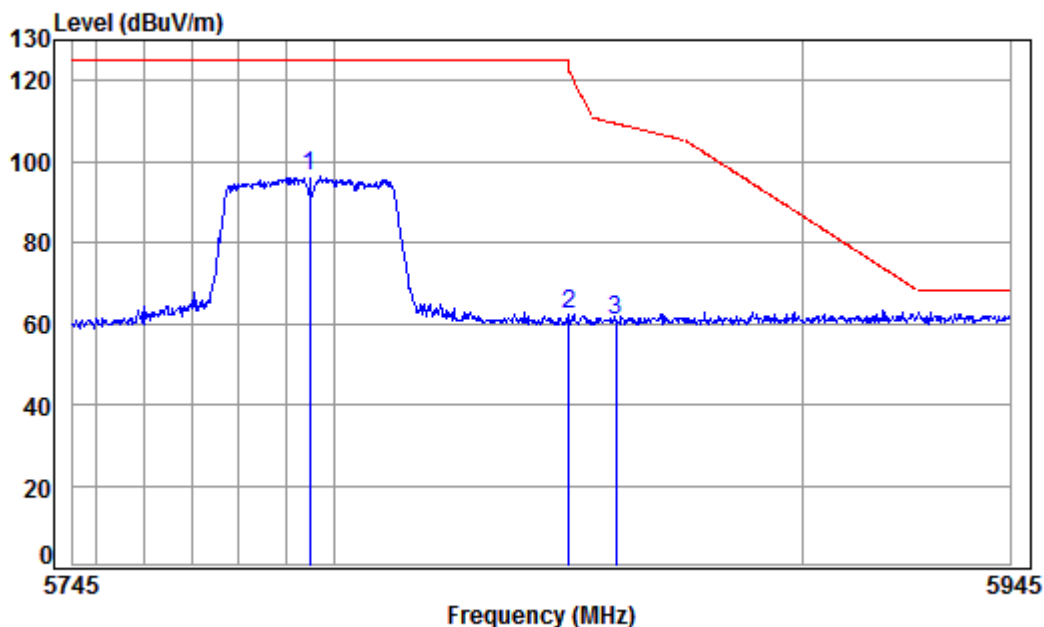
Mode : 5755 Band edge

Note : 5G WIFI 1AC 40

		Cable	Ant	Preamp	Read		Limit	Over	
	Freq	Loss	Factor	Factor	Level	Level	Line	Limit	Remark
	MHz	dB	dB/m	dB	dBuV	dBuV/m	dBuV/m	dB	
1	5715.000	9.61	34.82	41.85	58.08	60.66	109.40	-48.74	peak
2	5725.000	9.64	34.83	41.84	58.59	61.22	122.20	-60.98	peak
3 pp	5755.000	9.75	34.86	41.81	88.52	91.32	125.20	-33.88	peak



Mode:f; Polarization:Horizontal; Modulation:802.11ac; bandwidth:40MHz; Channel:High



Condition: 3m HORIZONTAL

Job No : 03478CR

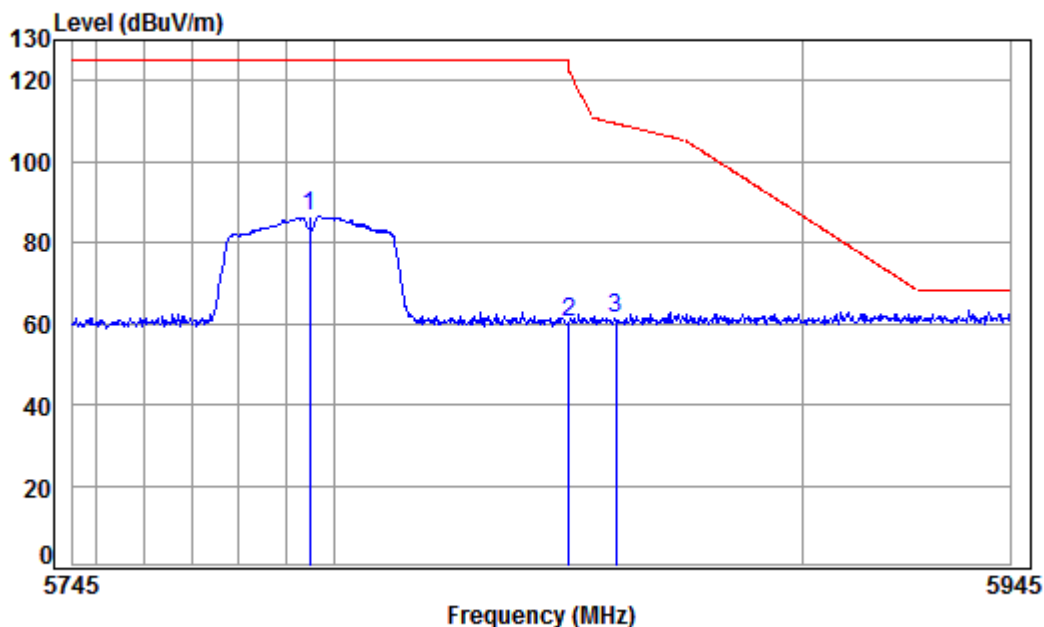
Mode : 5795 Band edge

Note : 5G WIFI 1AC 40

		Cable	Ant	Preamp	Read	Limit	Over	
	Freq	Loss	Factor	Factor	Level	Level	Line	Remark
	MHz	dB	dB/m	dB	dBuV	dBuV/m	dBuV/m	dB
1	pp 5795.000	9.88	34.90	41.78	93.14	96.14	125.20	-29.06 peak
2	5850.000	10.07	34.95	41.73	58.79	62.08	122.20	-60.12 peak
3	5860.000	10.10	34.96	41.72	57.57	60.91	109.40	-48.49 peak



Mode:f; Polarization:Vertical; Modulation:802.11ac; bandwidth:40MHz; Channel:High



Condition: 3m VERTICAL

Job No : 03478CR

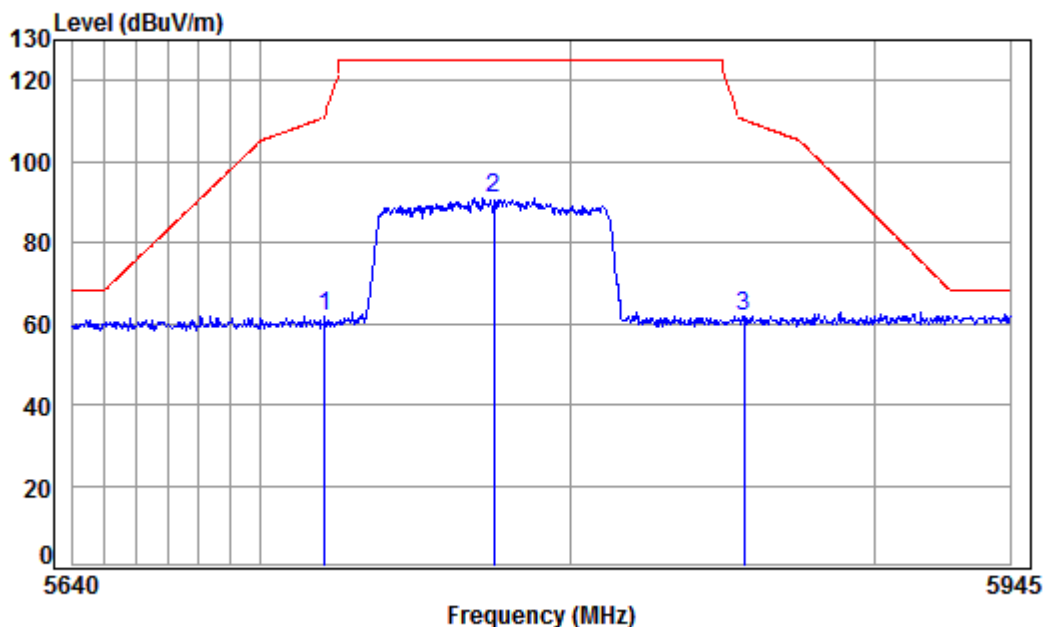
Mode : 5795 Band edge

Note : 5G WIFI 1AC 40

		Cable	Ant	Preamp	Read	Limit	Over	
	Freq	Loss	Factor	Factor	Level	Level	Line	Remark
	MHz	dB	dB/m	dB	dBuV	dBuV/m	dBuV/m	dB
1	pp 5795.000	9.88	34.90	41.78	83.42	86.42	125.20	-38.78 peak
2	5850.000	10.07	34.95	41.73	56.89	60.18	122.20	-62.02 peak
3	5860.000	10.10	34.96	41.72	57.98	61.32	109.40	-48.08 peak



Mode:f; Polarization:Horizontal; Modulation:802.11ac; bandwidth:80MHz; Channel:middle



Condition: 3m HORIZONTAL

Job No : 03478CR

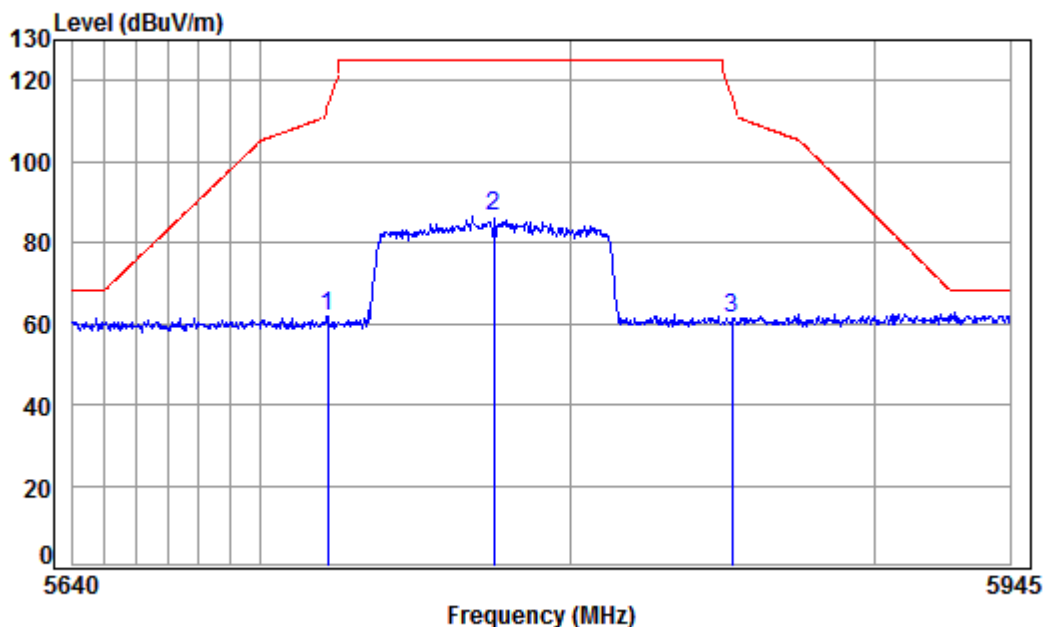
Mode : 5775 Band edge

Note : 5G WIFI 1AC 80

		Cable	Ant	Preamp	Read	Limit	Over	
	Freq	Loss	Factor	Factor	Level	Level	Line	Remark
	MHz	dB	dB/m	dB	dBuV	dBuV/m	dBuV/m	dB
1	5720.472	9.63	34.83	41.84	59.18	61.80	111.88	-50.08 peak
2 pp	5775.000	9.81	34.88	41.79	88.12	91.02	125.20	-34.18 peak
3	5856.741	10.09	34.96	41.73	58.54	61.86	110.31	-48.45 peak



Mode:f; Polarization:Vertical; Modulation:802.11ac; bandwidth:80MHz; Channel:middle



Condition: 3m VERTICAL

Job No : 03478CR

Mode : 5775 Band edge

Note : 5G WIFI 1AC 80

		Cable	Ant	Preamp	Read	Limit	Over	
	Freq	Loss	Factor	Factor	Level	Level	Line	Remark
	MHz	dB	dB/m	dB	dBuV	dBuV/m	dBuV/m	dB
1	5721.376	9.63	34.83	41.84	59.28	61.90	113.94	-52.04 peak
2	pp 5775.000	9.81	34.88	41.79	83.42	86.32	125.20	-38.88 peak
3	5852.732	10.08	34.96	41.73	58.18	61.49	115.97	-54.48 peak



7.8 Frequency Stability

Test Requirement: 47 CFR Part 15, Subpart C 15.407 (g)
Test Method: ANSI C63.10 (2013) Section 6.8
Limit: The frequency tolerance shall be maintained within the band of operation frequency over a temperature variation of 0 degrees to 35 degrees C at normal supply voltage, and for a variation in the primary supply voltage from 85% to 115% of the rated supply voltage at a temperature of 20 degrees C.

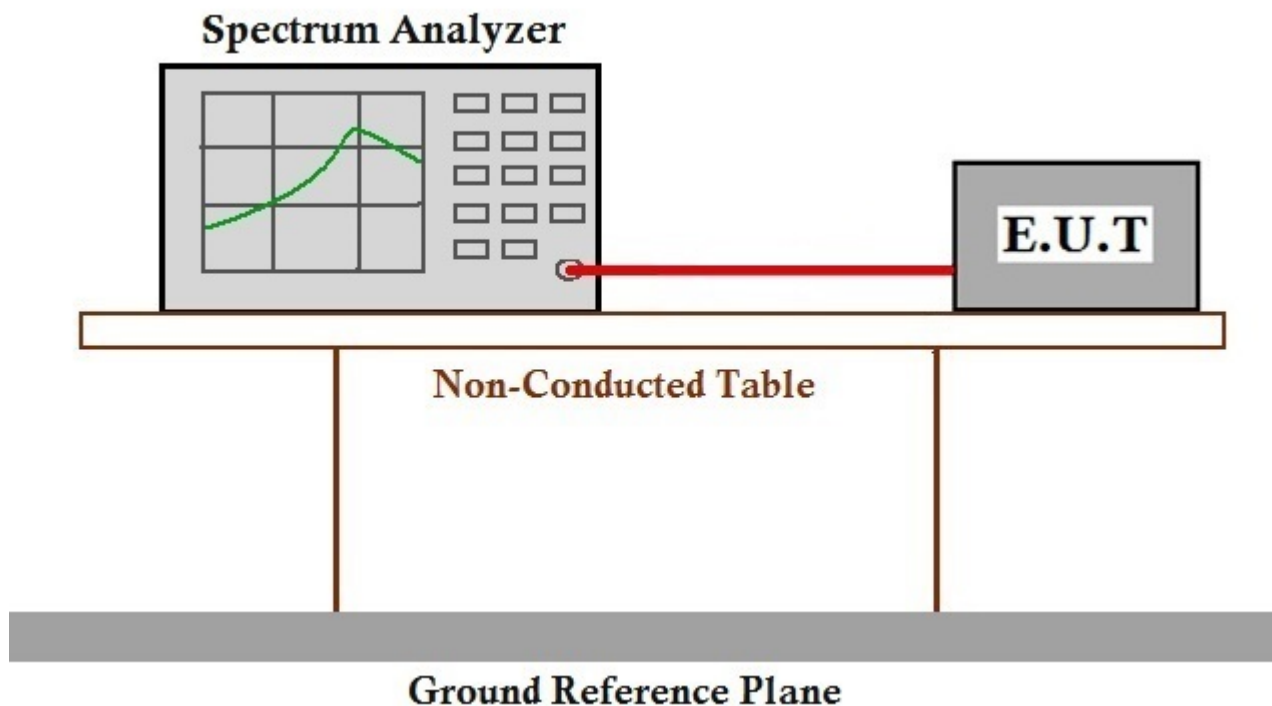
7.8.1 E.U.T. Operation

Operating Environment:

Temperature: 23.3 °C Humidity: 64.1 % RH Atmospheric Pressure: 1010 mbar

Test mode: c:TX mode (Band 1)_Keep the EUT in continuously transmitting mode with all modulation types. All data rates for each modulation type have been tested and found the data rate @ 6Mbps is the worst case of IEEE 802.11a; data rate @ MCS0 is the worst case of IEEE 802.11n(HT20); data rate @ MCS0 is the worst case of IEEE 802.11n(HT40); data rate @ MCS0 is the worst case of IEEE 802.11ac(VHT20); data rate @ MCS0 is the worst case of IEEE 802.11ac(VHT40); data rate @ MCS0 is the worst case of IEEE 802.11ac(VHT80). Only the data of worst case is recorded in the report.
f:TX mode (Band 3)_Keep the EUT in continuously transmitting mode with all modulation types. All data rates for each modulation type have been tested and found the data rate @ 6Mbps is the worst case of IEEE 802.11a; data rate @ MCS0 is the worst case of IEEE 802.11n(HT20); data rate @ MCS0 is the worst case of IEEE 802.11n(HT40); data rate @ MCS0 is the worst case of IEEE 802.11ac(VHT20); data rate @ MCS0 is the worst case of IEEE 802.11ac(VHT40); data rate @ MCS0 is the worst case of IEEE 802.11ac(VHT80). Only the data of worst case is recorded in the report.

7.8.2 Test Setup Diagram





7.8.3 Measurement Procedure and Data


The applicant declares that the emissions are maintained within the band of operation under all conditions of normal operation as specified in the user's manual and meets Section 15.407(g) requirements.

8 Photographs

8.1 Radiated Emissions Test Setup



8.2 Radiated Emissions which fall in the restricted bands Test Setup



8.3 EUT Constructional Details (EUT Photos)

Please Refer to external and internal photos for details.