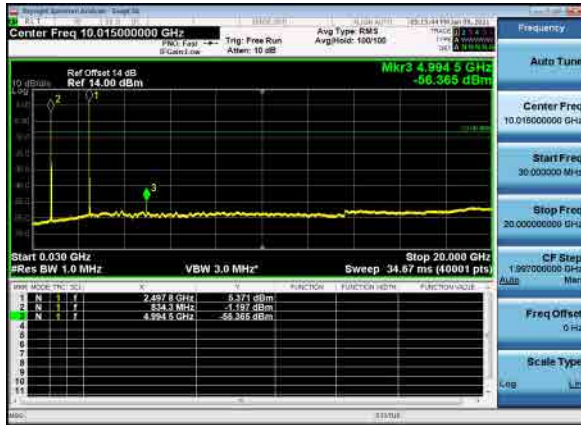
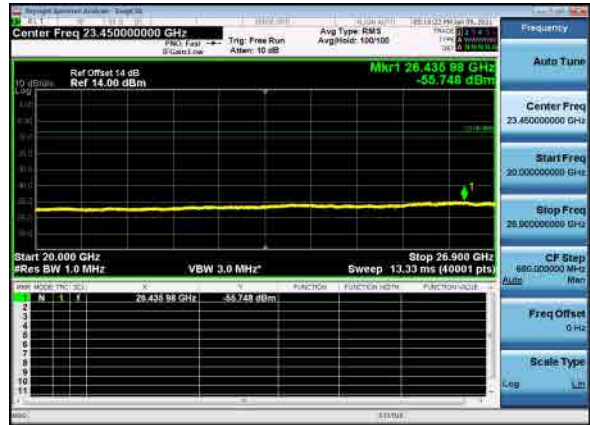




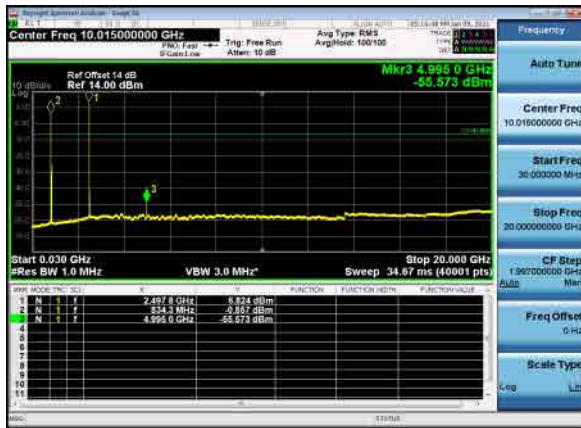
B26\_N41(40M)\_DFT-s-OFDM\_BPSKe\_Low\_CH



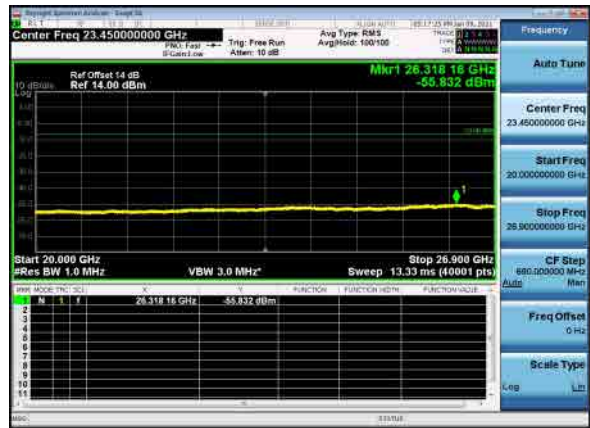
B26\_N41(40M)\_DFT-s-OFDM\_BPSK\_Low\_CH



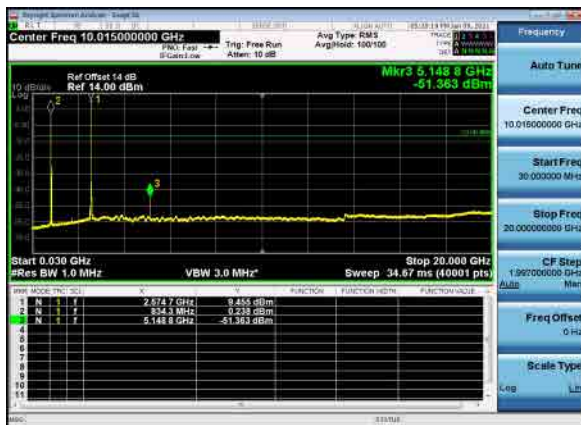
B26\_N41(40M)\_DFT-s-OFDM\_QPSK\_Low\_CH



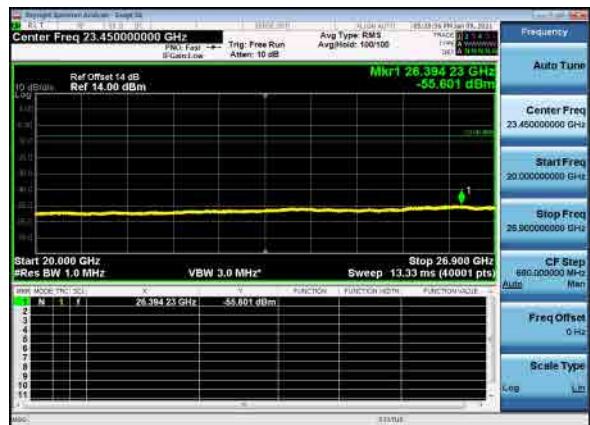
B26\_N41(40M)\_DFT-s-OFDM\_QPSK\_Low\_CH



B26\_N41(40M)\_DFT-s-OFDM\_BPSK\_Mid\_CH

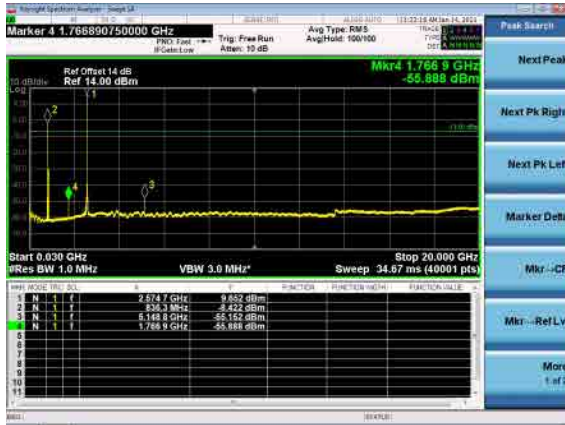


B26\_N41(40M)\_DFT-s-OFDM\_BPSK\_Mid\_CH

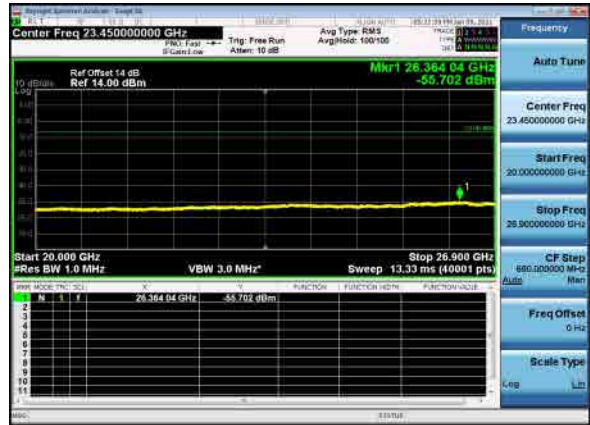




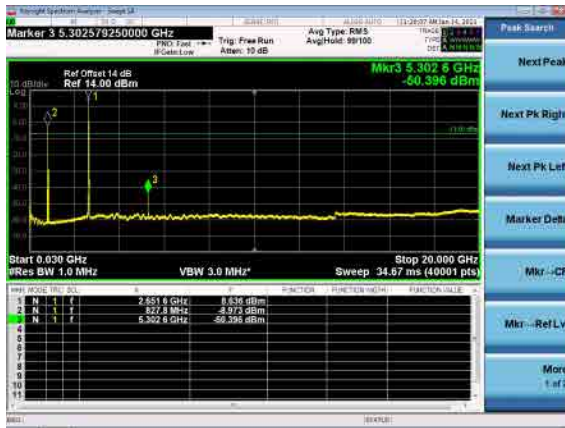
B26\_N41(40M)\_DFT-s-OFDM\_QPSK\_Mid\_CH



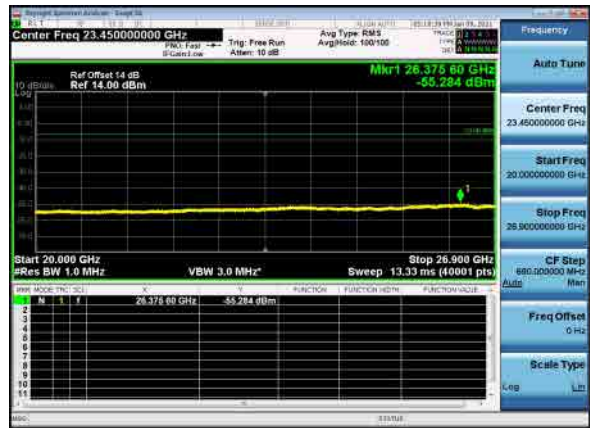
B26\_N41(40M)\_DFT-s-OFDM\_QPSK\_Mid\_CH



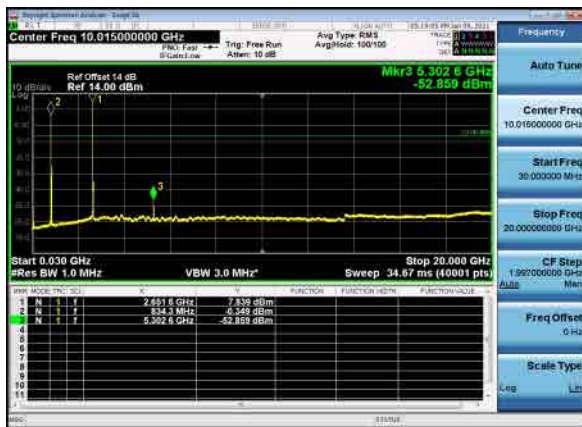
B26\_N41(40M)\_DFT-s-OFDM\_BPSK\_High\_CH



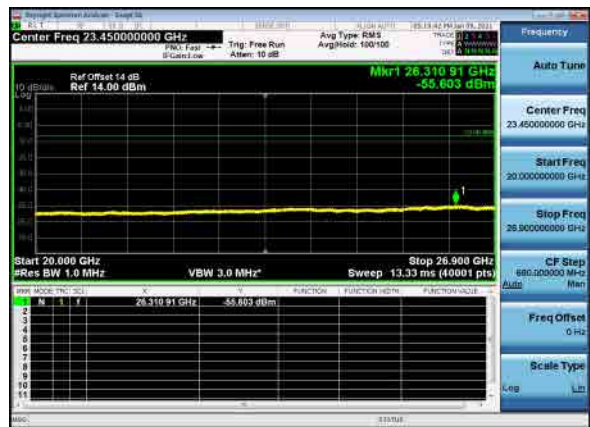
B26\_N41(40M)\_DFT-s-OFDM\_BPSK\_High\_CH

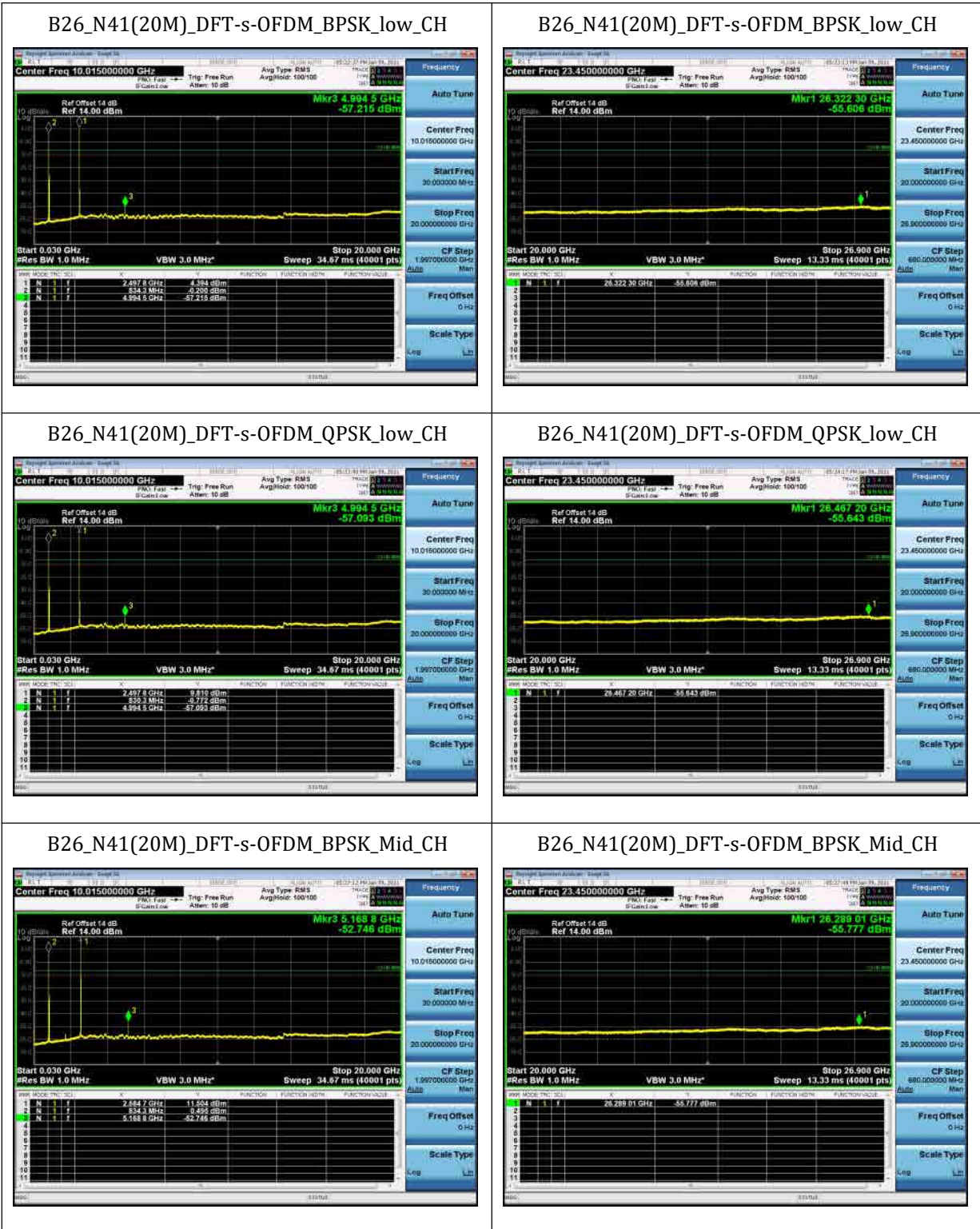


B26\_N41(40M)\_DFT-s-OFDM\_QPSK\_High\_CH



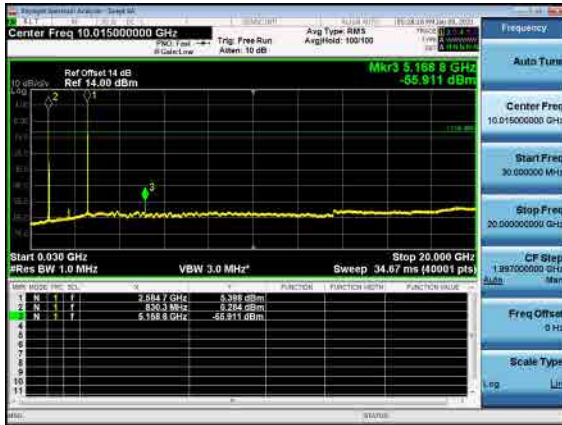
B26\_N41(40M)\_DFT-s-OFDM\_QPSK\_High\_CH



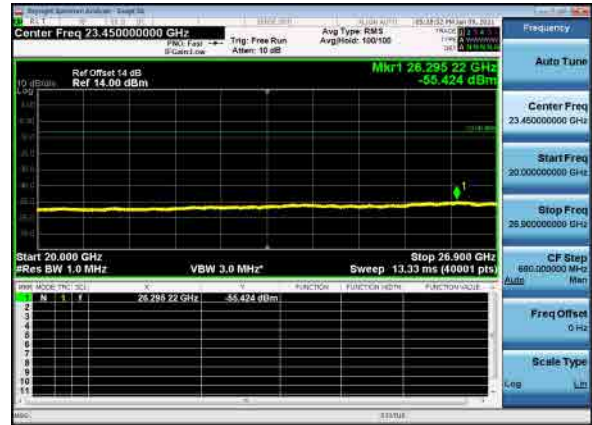




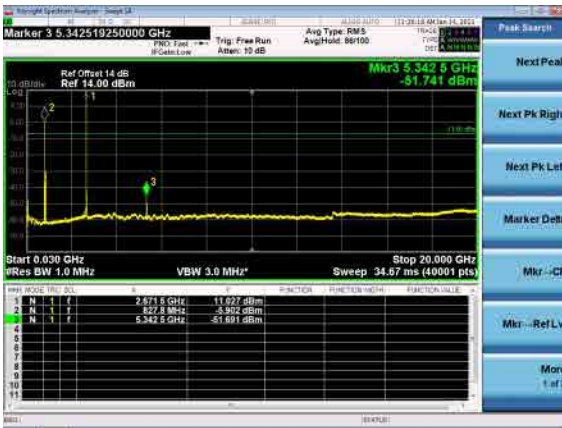
B26\_N41(20M)\_DFT-s-OFDM\_QPSK\_Mid\_CH



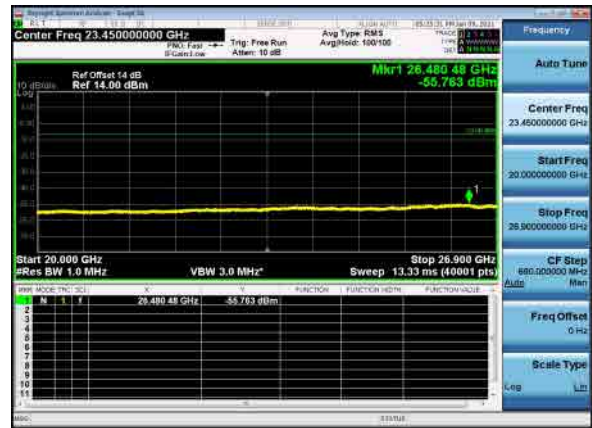
B26\_N41(20M)\_DFT-s-OFDM\_QPSK\_Mid\_CH



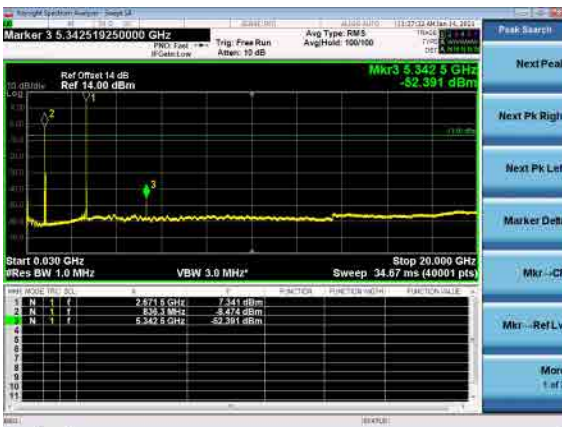
B26\_N41(20M)\_DFT-s-OFDM\_BPSK\_High\_CH



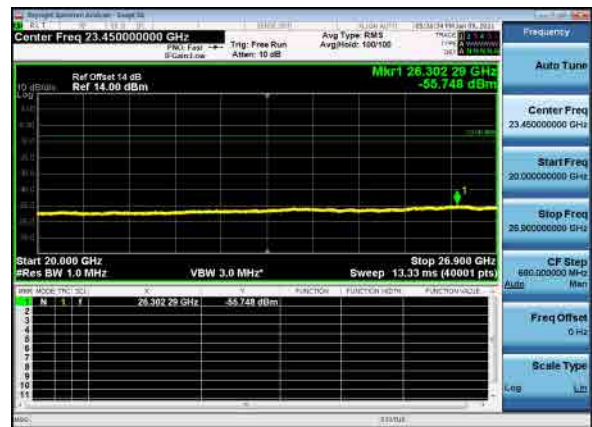
B26\_N41(20M)\_DFT-s-OFDM\_BPSK\_High\_CH



B26\_N41(20M)\_DFT-s-OFDM\_QPSK\_High\_CH



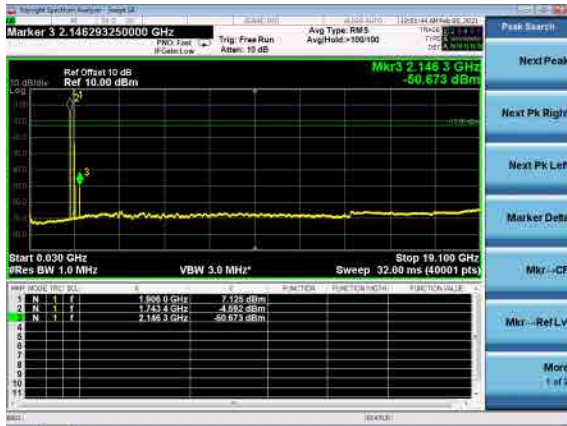
B26\_N41(20M)\_DFT-s-OFDM\_QPSK\_High\_CH





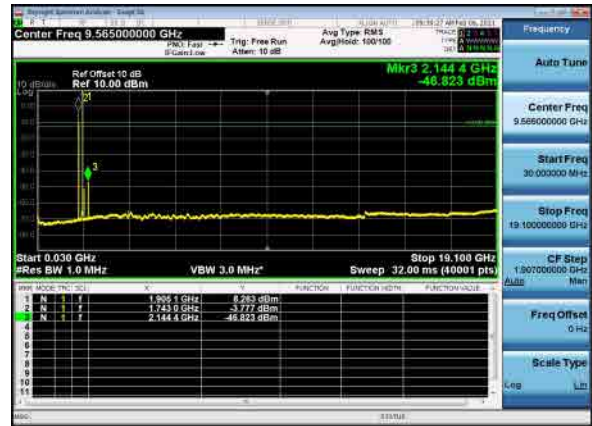
B66\_N2(5M)\_DFT-s-OFDM\_BPSK\_High

CH



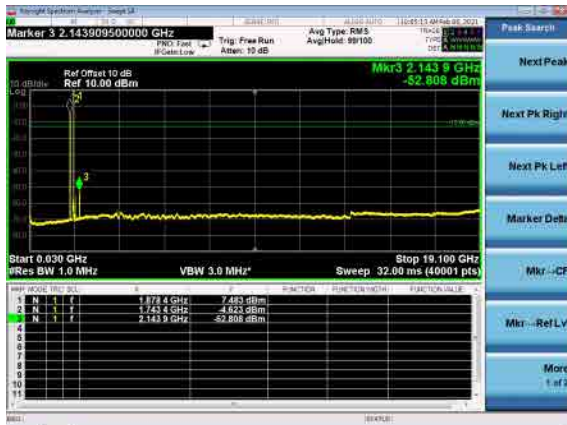
B66\_N2(5M)\_DFT-s-OFDM\_QPSK\_High

CH



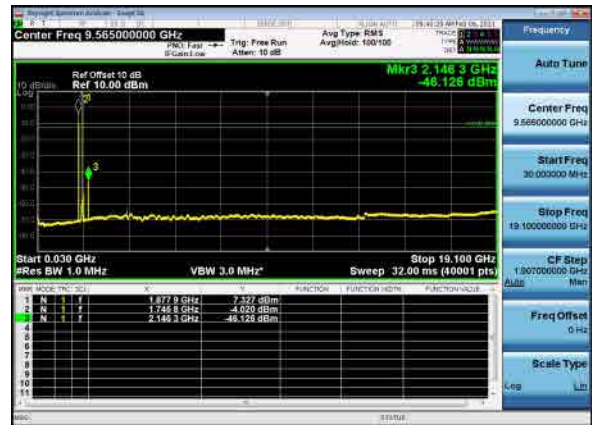
B66\_N2(5M)\_DFT-s-OFDM\_BPSK\_Mid

CH



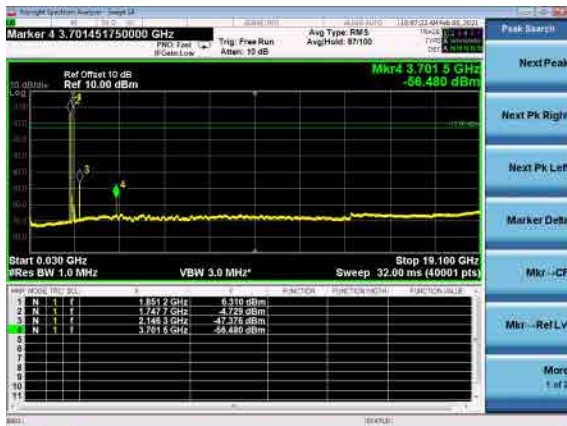
B66\_N2(5M)\_DFT-s-OFDM\_QPSK\_Mid

CH



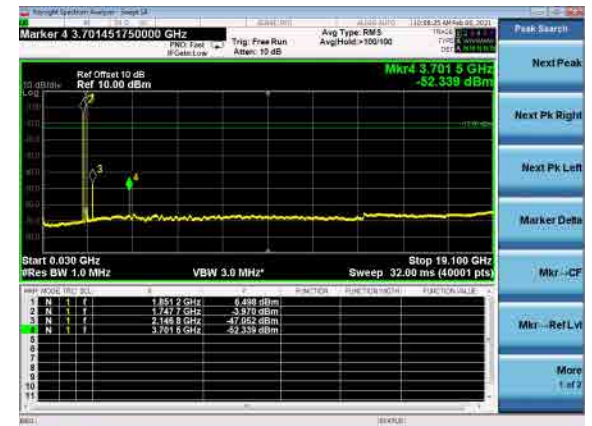
B66\_N2(5M)\_DFT-s-OFDM\_BPSK\_low

CH

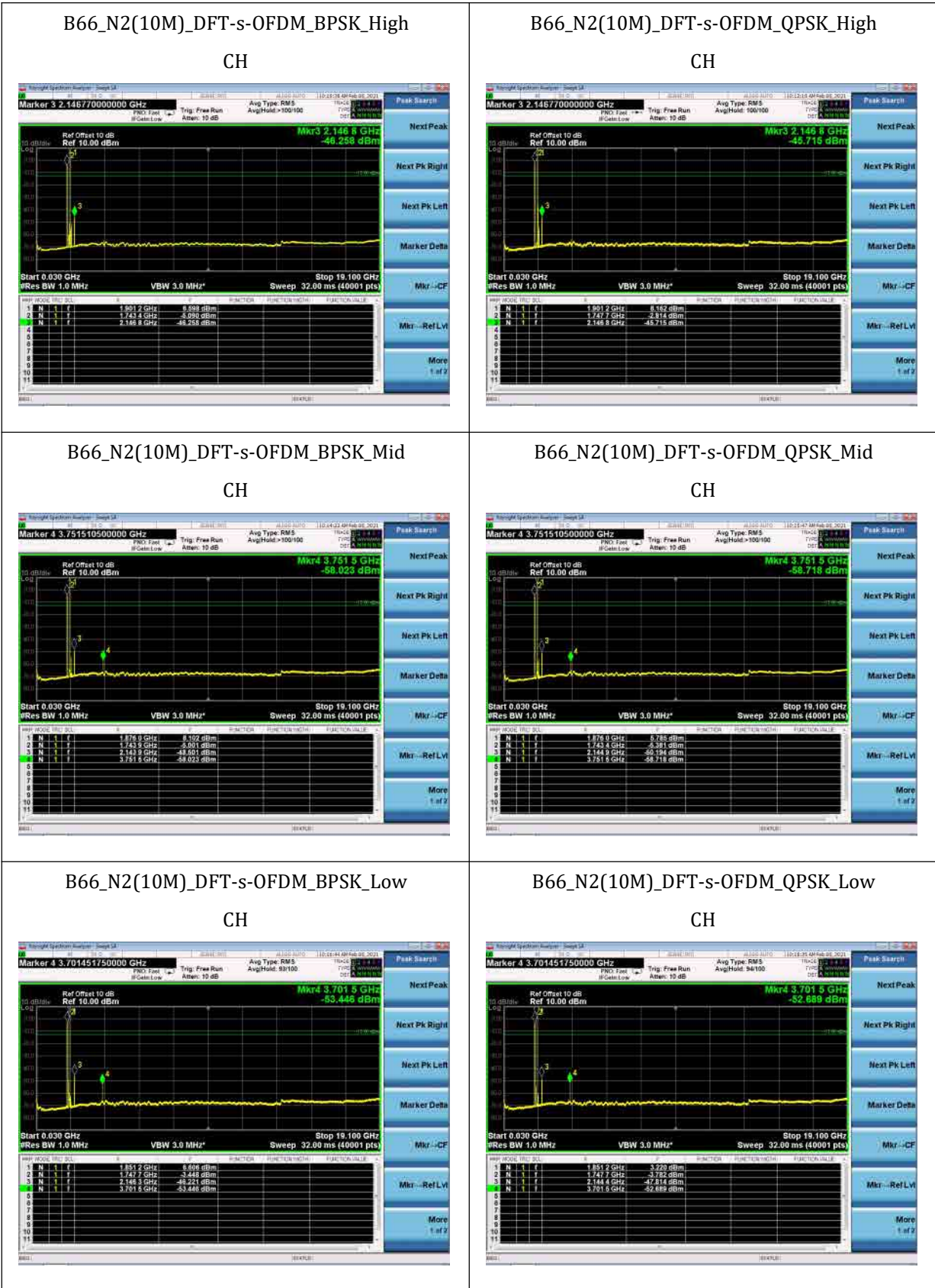


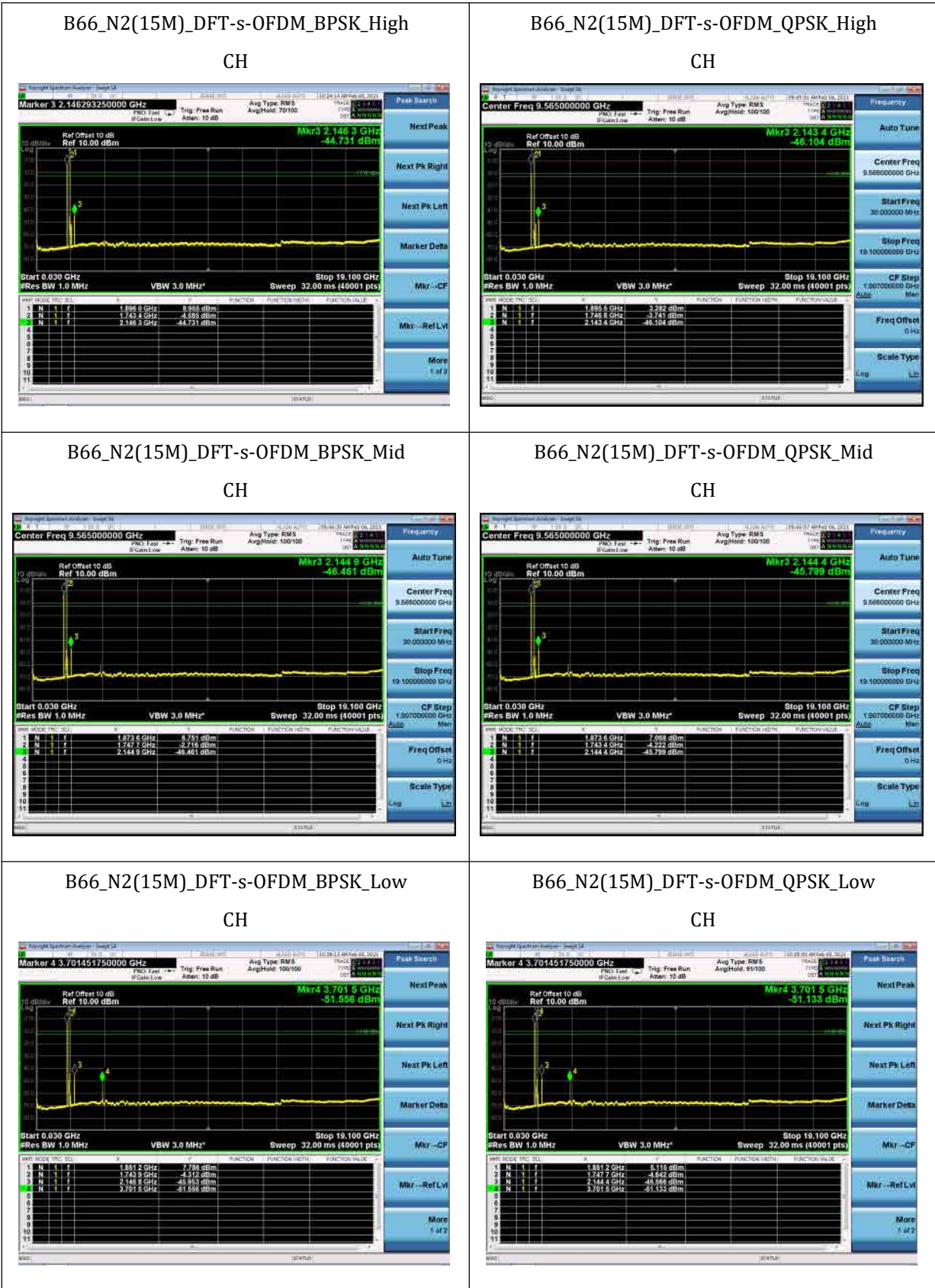
B66\_N2(5M)\_DFT-s-OFDM\_QPSK\_low

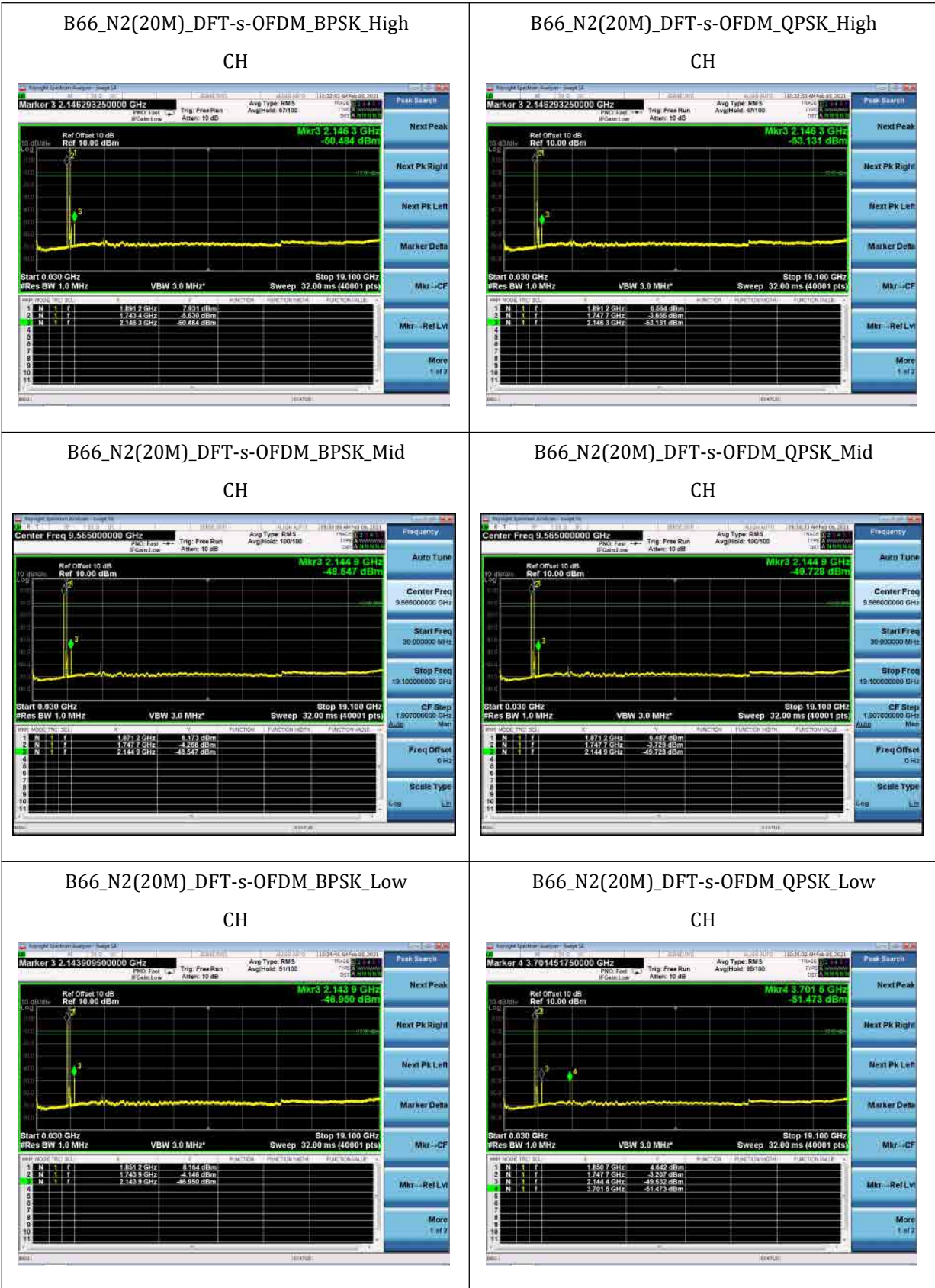
CH





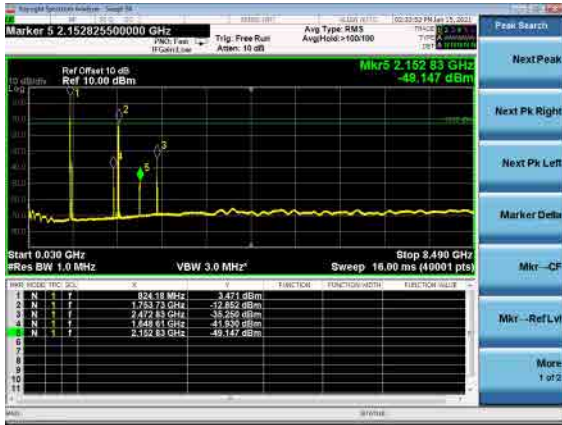




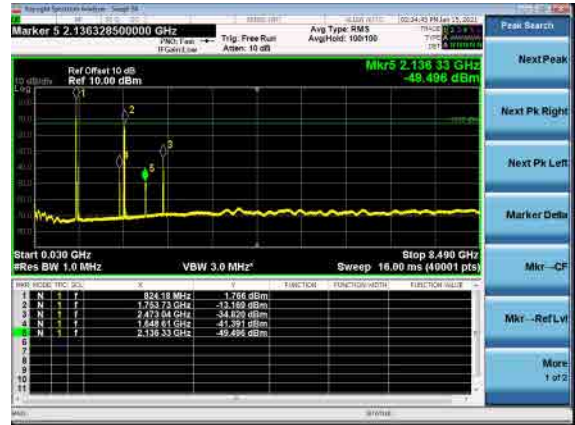




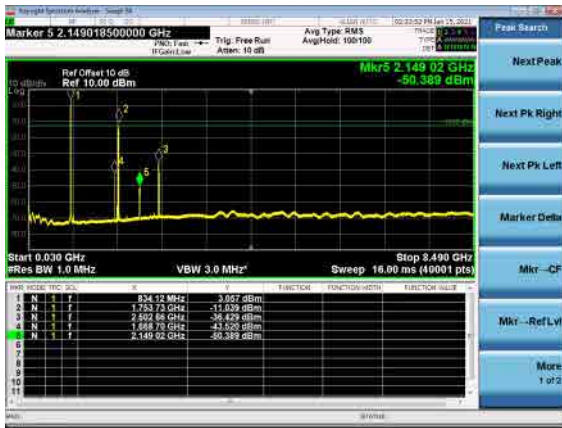
B66\_N5(5M)\_DFT-s-OFDM\_BPSK\_Low\_CH



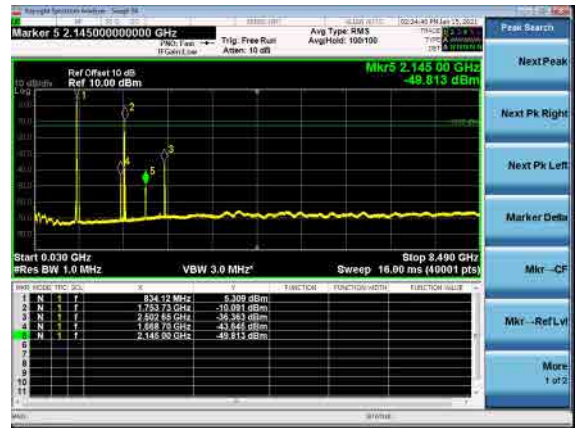
B66\_N5(5M)\_DFT-s-OFDM\_QPSK\_Low\_CH



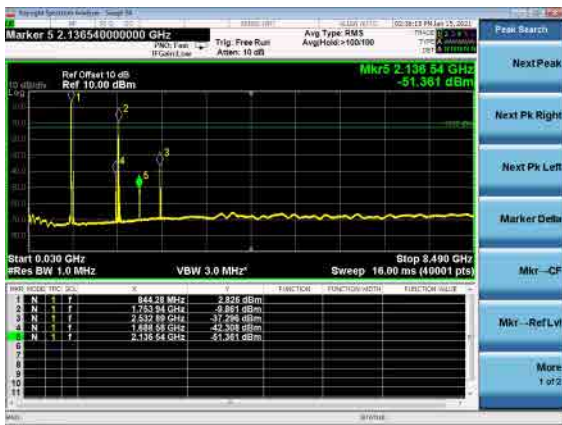
B66\_N5(5M)\_DFT-s-OFDM\_BPSK\_Mid\_CH



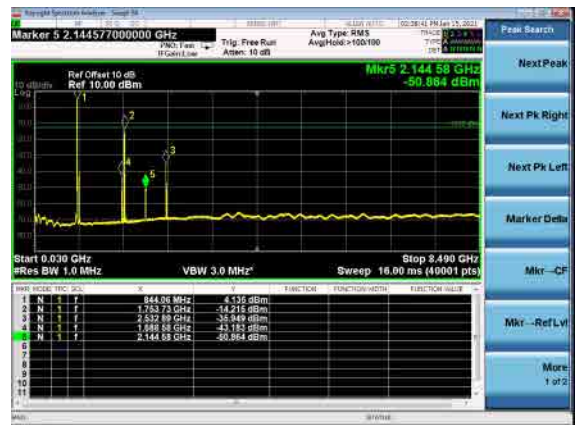
B66\_N5(5M)\_DFT-s-OFDM\_QPSK\_Mid\_CH

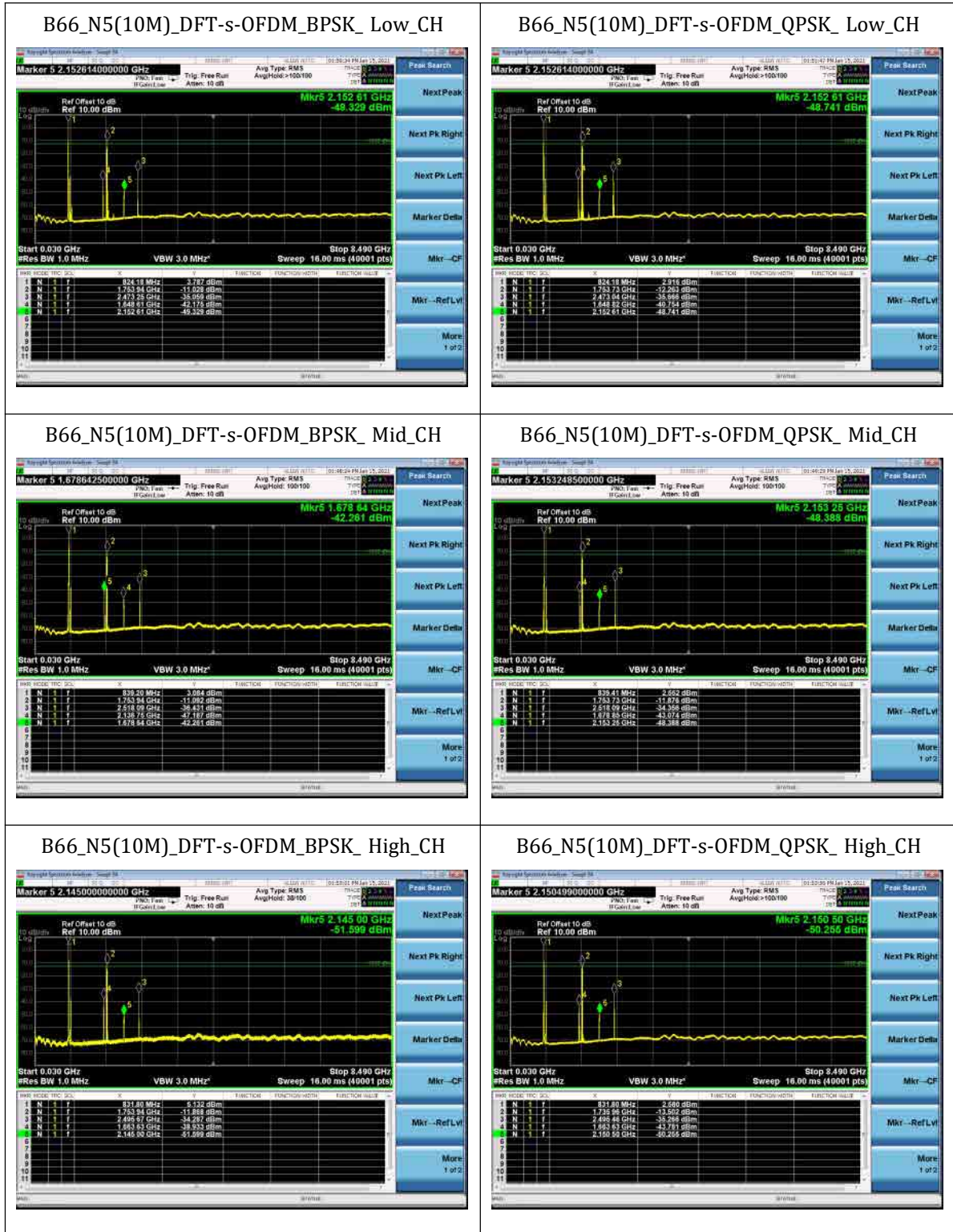


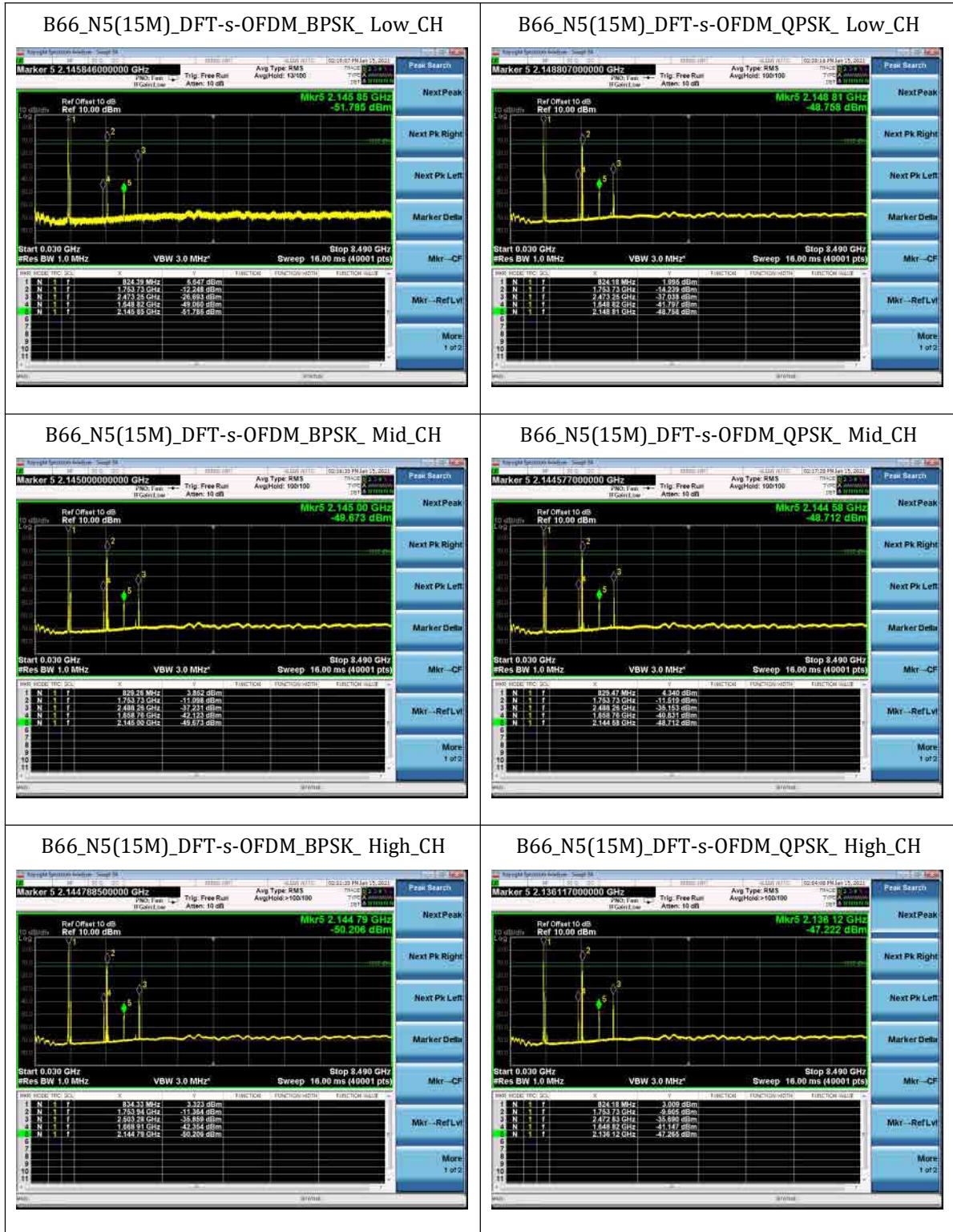
B66\_N5(5M)\_DFT-s-OFDM\_BPSK\_High\_CH

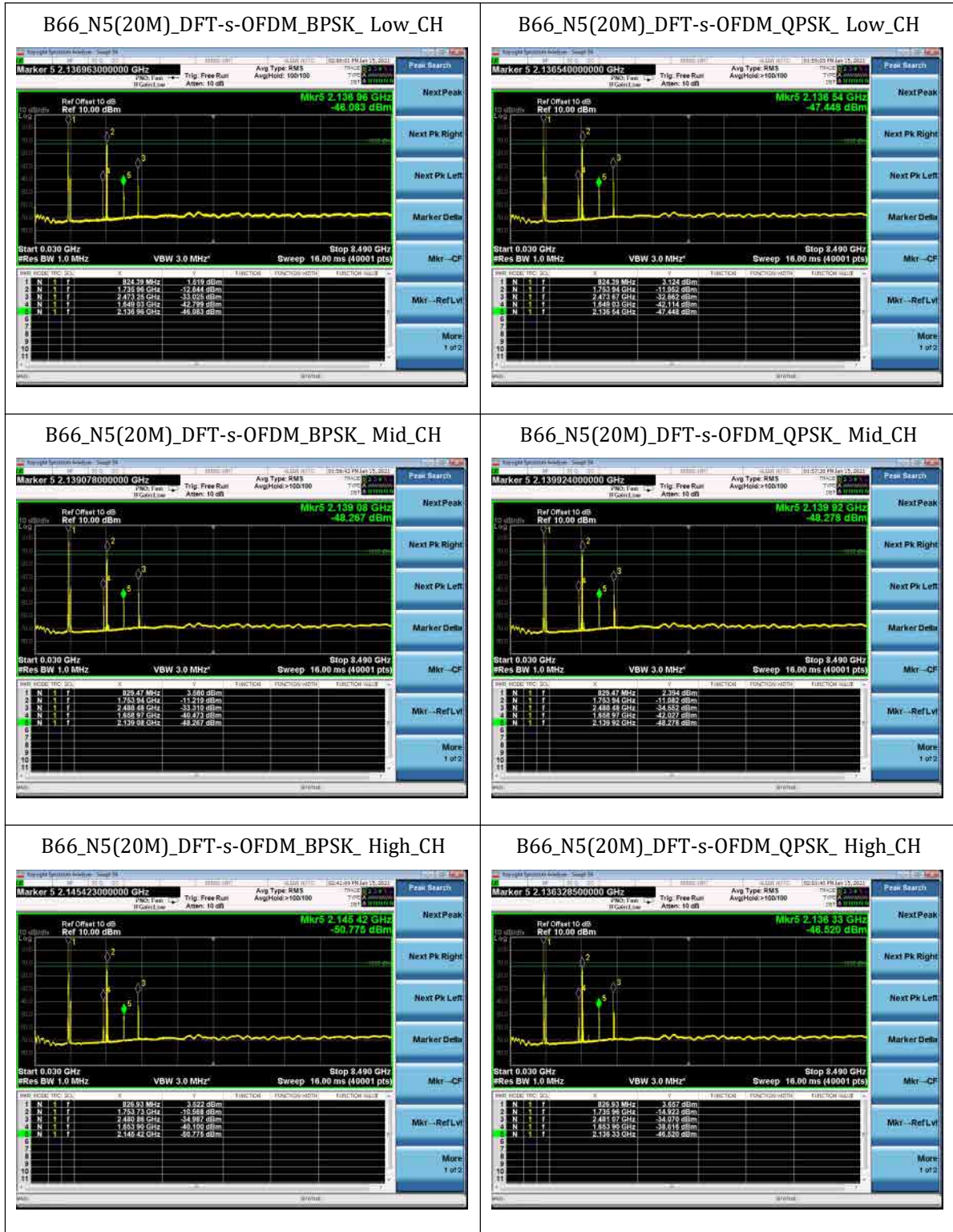


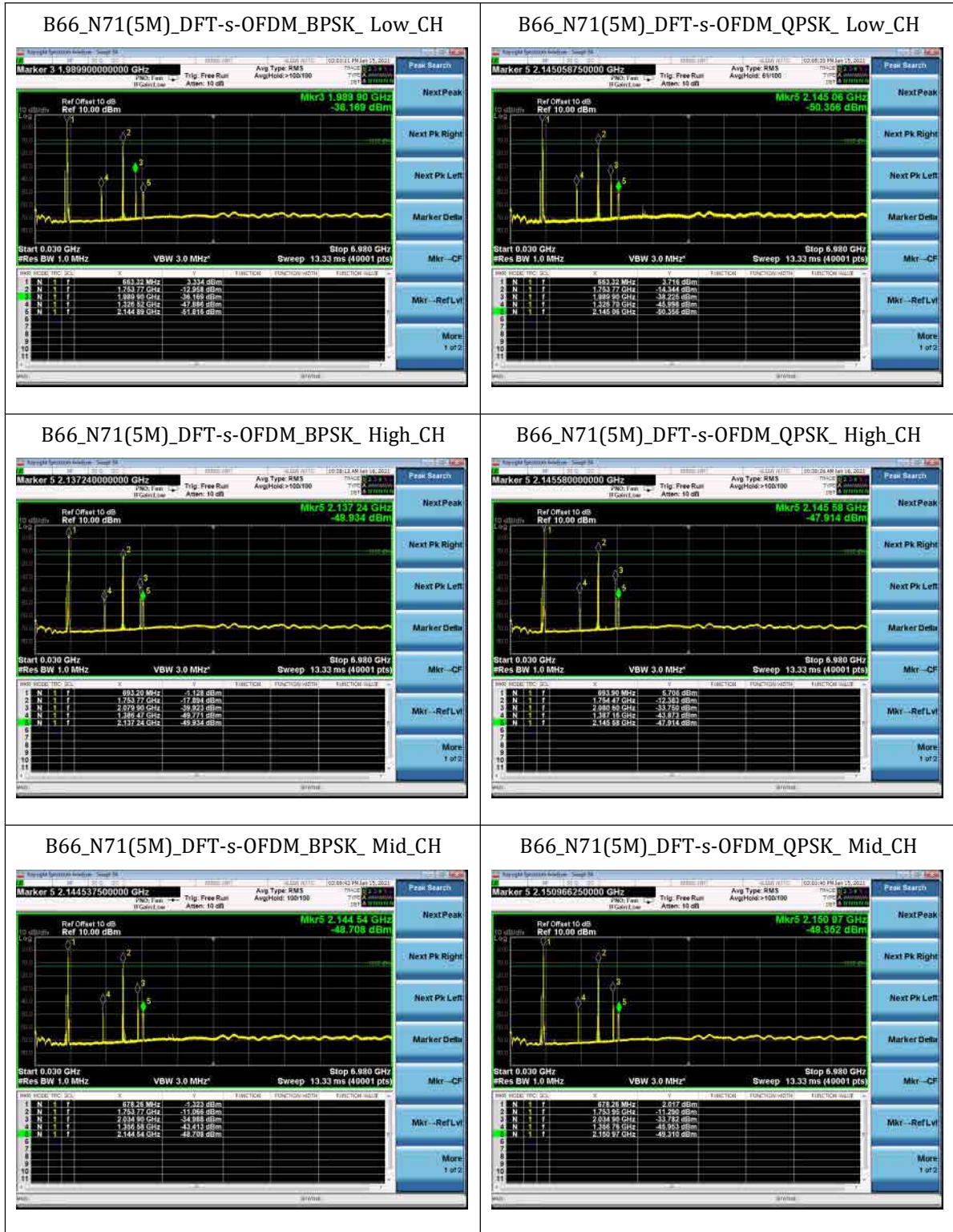
B66\_N5(5M)\_DFT-s-OFDM\_QPSK\_High\_CH



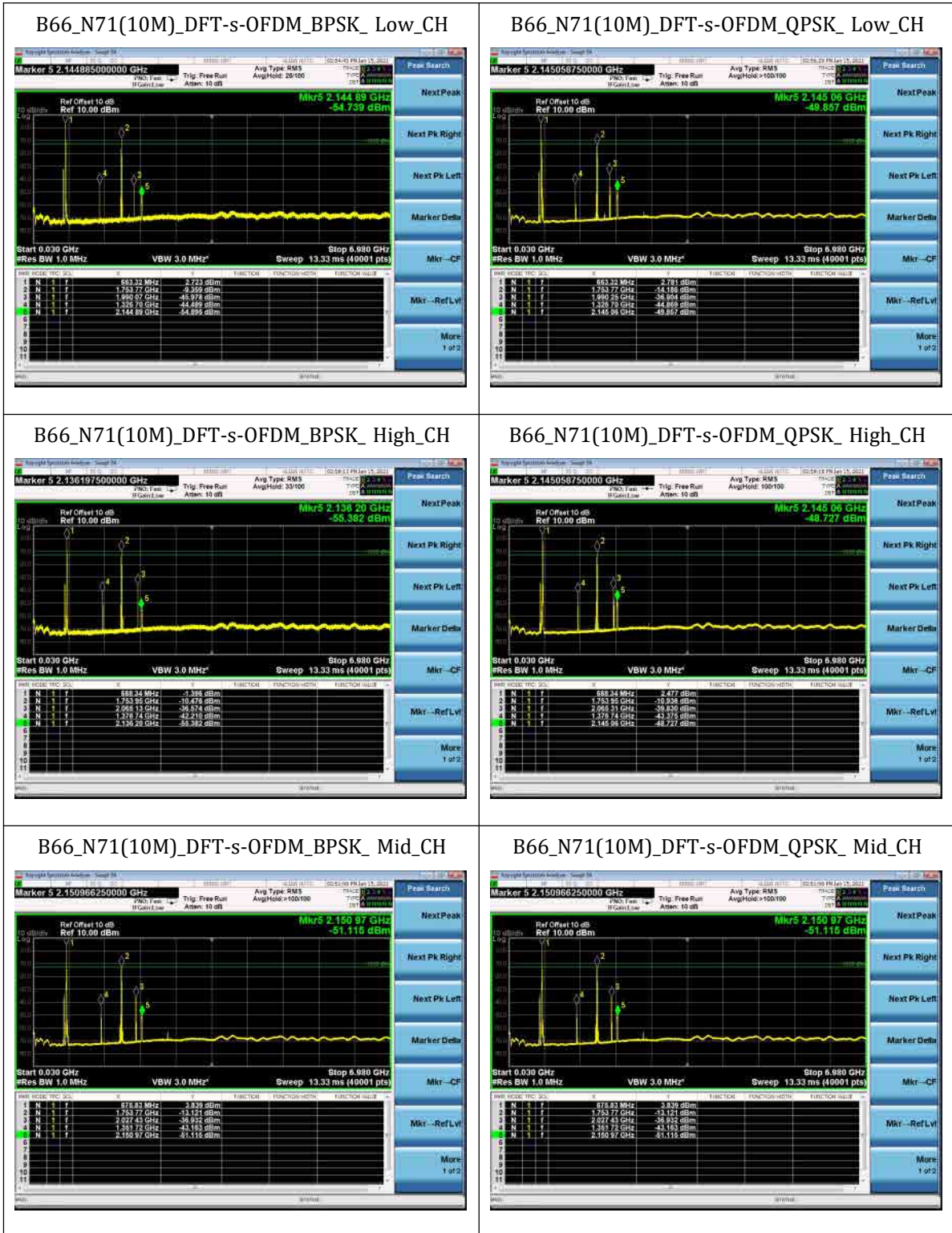














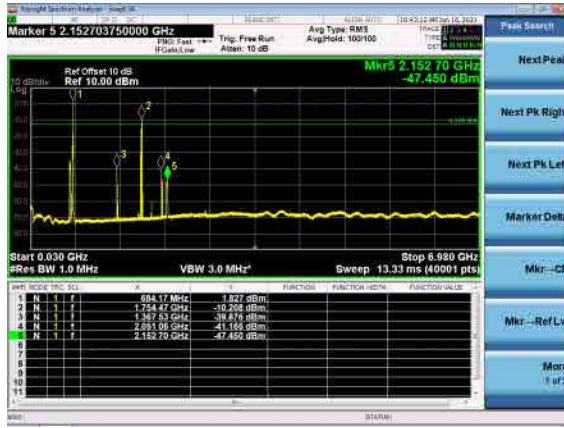
B66\_N71(15M)\_DFT-s-OFDM\_BPSK\_Low\_CH



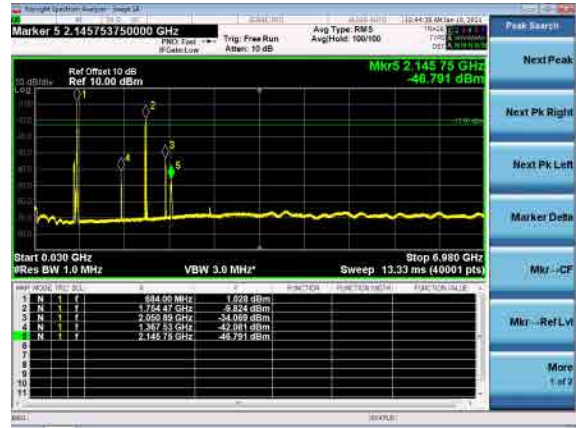
B66\_N71(15M)\_DFT-s-OFDM\_QPSK\_Low\_CH



B66\_N71(15M)\_DFT-s-OFDM\_BPSK\_High\_CH



B66\_N71(15M)\_DFT-s-OFDM\_QPSK\_High\_CH

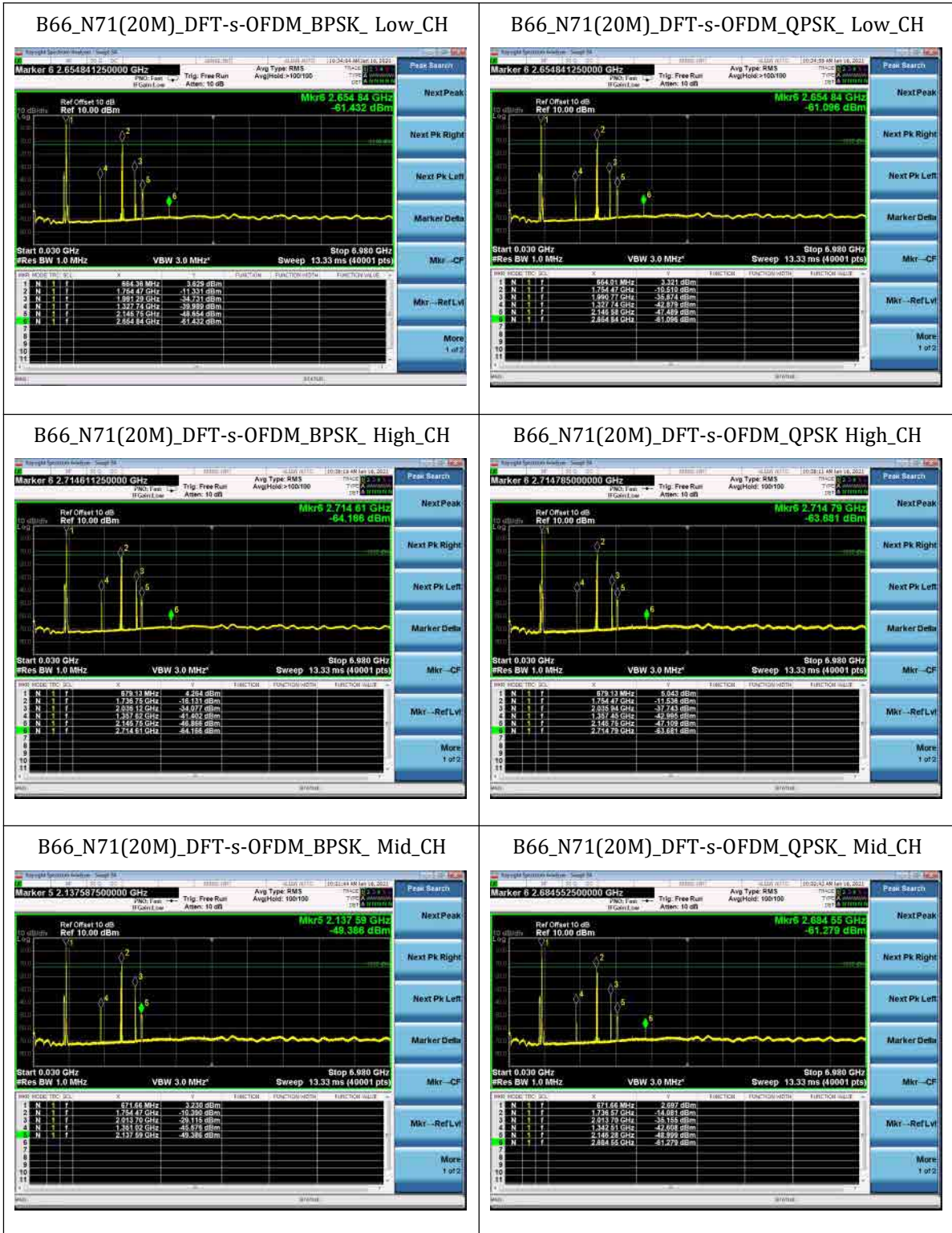


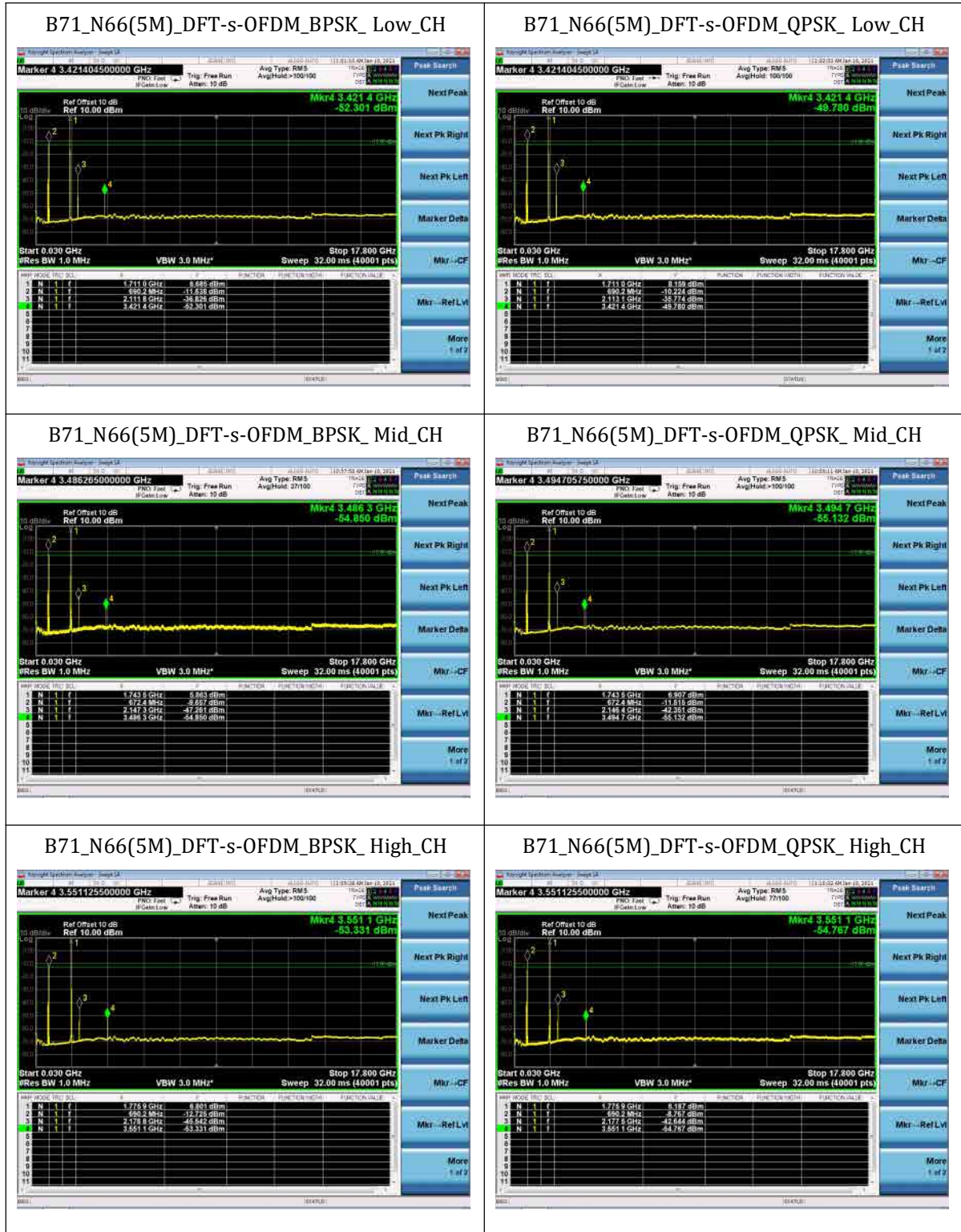
B66\_N71(15M)\_DFT-s-OFDM\_BPSK\_Mid\_CH

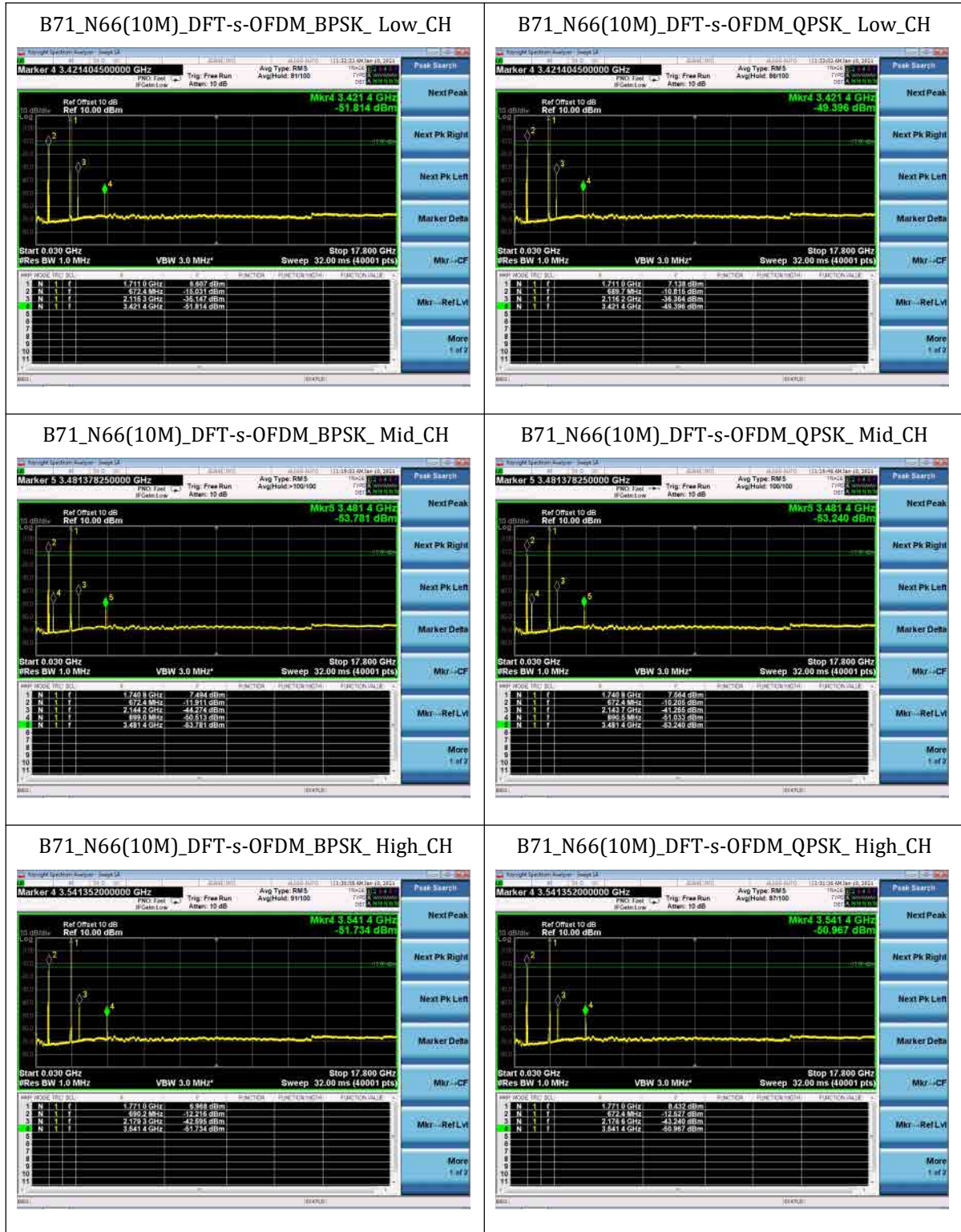


B66\_N71(15M)\_DFT-s-OFDM\_QPSK\_Mid\_CH

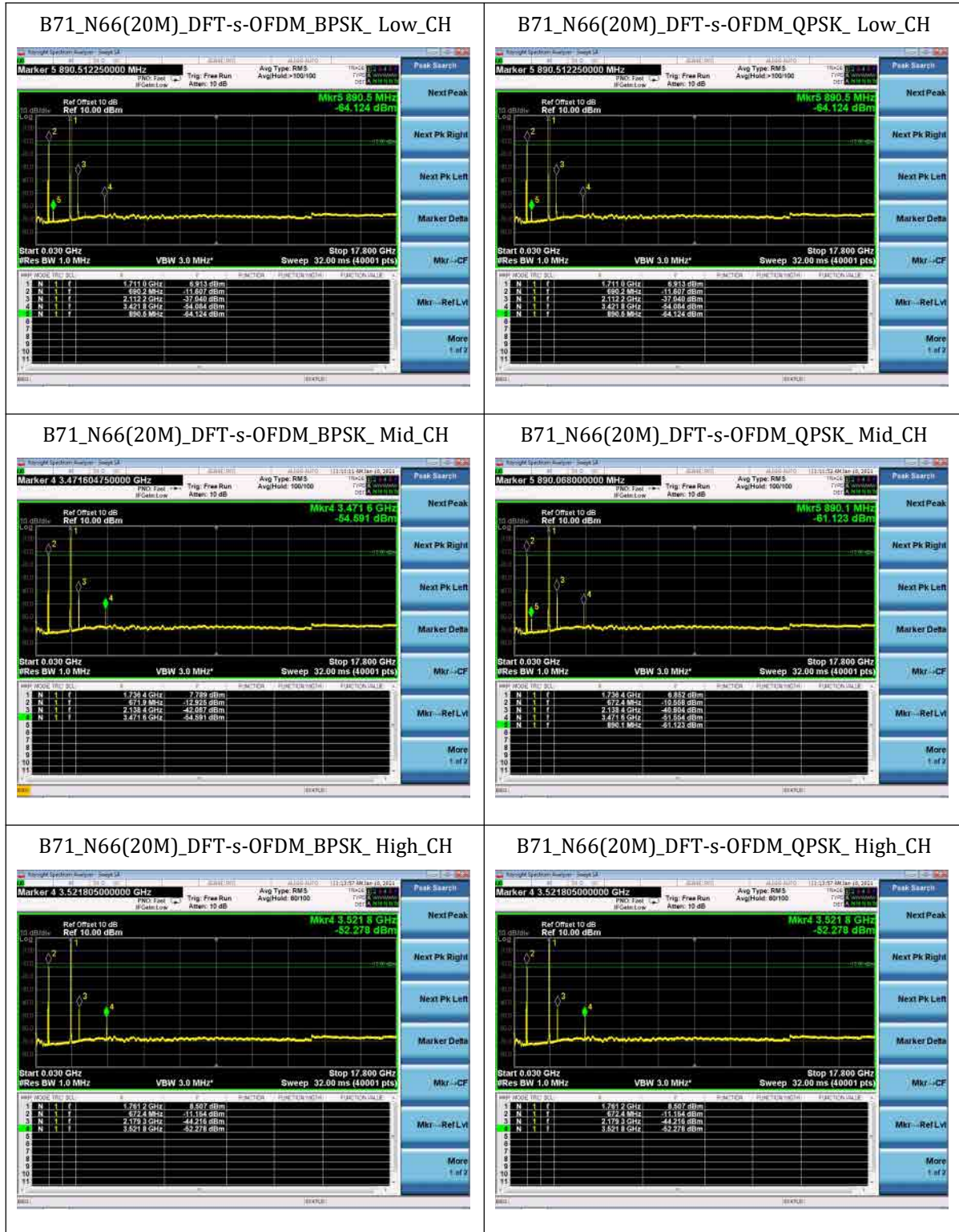












**Note:** Correct the Conducted Spurious Emissions limit of N41 to -25dBm, and all measured emission value is below -25dBm.



## 2.6. Band Edge

### 2.6.1. Requirement

According to FCC section 22.917(a), the power of any emission outside of the authorized operating frequency ranges must be attenuated below the transmitting power (P) by a factor of at least  $43 + 10 \log(P)$  dB.

According to FCC section 24.238(a), The power of any emission outside of the authorized operating frequency ranges must be attenuated below the transmitting power (P) by a factor of at least  $43 + 10 \log(P)$  dB.

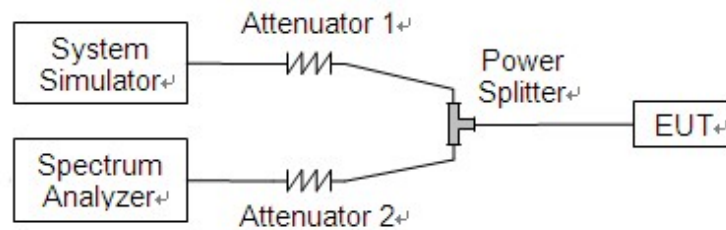
According to FCC section 27.53(g), For operations in the 698–746 MHz band, the power of any emission outside a licensee's frequency band(s) of operation shall be attenuated below the transmitter power (P) within the licensed band(s) of operation, measured in watts, by at least  $43 + 10 \log(P)$  dB. Compliance with this provision is based on the use of measurement instrumentation employing a resolution bandwidth of 100 kilohertz or greater. However, in the 100 kilohertz bands immediately outside and adjacent to a licensee's frequency block, a resolution bandwidth of at least 30 kHz may be employed.

According to FCC section 27.53(h), For operations in the 1710–1755MHz bands, the power of any emission outside a licensee's frequency block shall be attenuated below the transmitter power (P) by at least  $43 + 10 \log_{10}(P)$  dB.

According to FCC section 27.53(m) (4), For mobile digital stations, the attenuation factor shall be not less than  $40 + 10 \log(P)$  dB on all frequencies between the channel edge and 5 megahertz from the channel edge,  $43 + 10 \log(P)$  dB on all frequencies between 5 megahertz and X megahertz from the channel edge, and  $55 + 10 \log(P)$  dB on all frequencies more than X megahertz from the channel edge, where X is the greater of 6 megahertz or the actual emission bandwidth as defined in paragraph (m)(6) of this section. In addition, the attenuation factor shall not be less that  $43 + 10 \log(P)$  dB on all frequencies between 2490.5 MHz and 2496 MHz and  $55 + 10 \log(P)$  dB at or below 2490.5 MHz. Mobile Satellite Service licensees operating on frequencies below 2495 MHz may also submit a documented interference complaint against BRS licensees operating on channel BRS Channel 1 on the same terms and conditions as adjacent channel BRS or EBS licensees.



### 2.6.2. Test Description



The EUT is coupled to the Spectrum Analyzer (SA) and the System Simulator (SS) with Attenuators through the Power Splitter; the RF load attached to the EUT antenna terminal is 50 Ohm; the path loss as the factor is calibrated to correct the reading. The EUT is commanded by the SS to operate at the maximum output power. A call is established between the EUT and the SS.

### 2.6.3. Test procedure

KDB 971168 D01v03 Section 6.0 and ANSI/TIA-603-E-2016.



REPORT No.: SZ20100013W10

#### 2.6.4. Test Result

The center frequency of spectrum is the band edge frequency and span is 2MHz, Record the max trace into the test report.



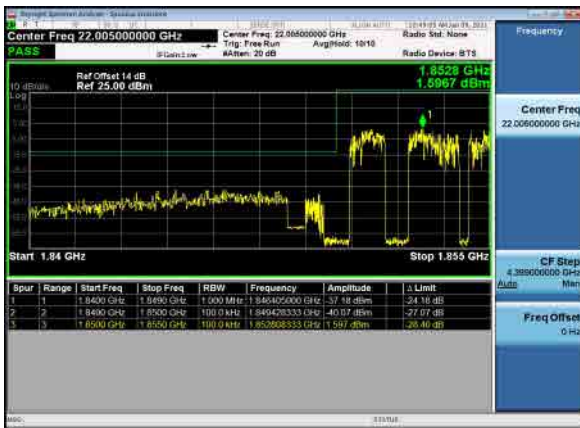
B12\_N25(10M)\_DFT-s-OFDM\_BPSK\_1RB\_Low\_CH



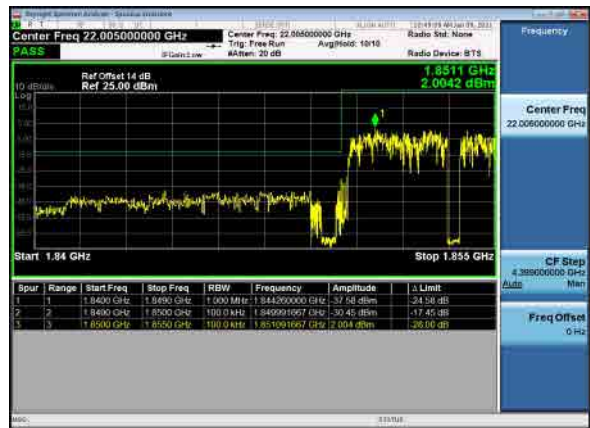
B12\_N25(10M)\_DFT-s-OFDM\_QPSK\_1RB\_Low\_CH



B12\_N25(10M)\_DFT-s-OFDM\_BPSK\_Full RB\_Low\_CH



B12\_N25(10M)\_DFT-s-OFDM\_QPSK\_Full RB\_Low\_CH



B12\_N25(10M)\_DFT-s-OFDM\_BPSK\_1RB\_High\_CH



B12\_N25(10M)\_DFT-s-OFDM\_QPSK\_1RB\_High\_CH

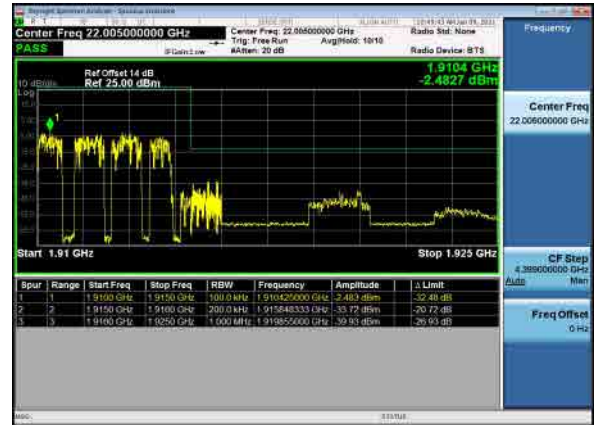




B12\_N25(10M)\_DFT-s-OFDM\_BPSK\_Full RB\_High\_CH



B12\_N25(10M)\_DFT-s-OFDM\_QPSK\_Full RB\_High\_CH



B12\_N25(15M)\_DFT-s-OFDM\_QPSK\_1RB\_Low\_CH



B12\_N25(15M)\_DFT-s-OFDM\_BPSK\_Full RB\_Low\_CH



B12\_N25(15M)\_DFT-s-OFDM\_QPSK\_Full RB\_Low\_CH



B12\_N25(15M)\_DFT-s-OFDM\_BPSK\_1RB\_High\_CH





B12\_N25(15M)\_DFT-s-OFDM\_QPSK\_1RB\_High\_CH



B12\_N25(15M)\_DFT-s-OFDM\_BPSK\_Full RB\_High\_CH



B12\_N25(15M)\_DFT-s-OFDM\_QPSK\_Full RB\_High\_CH



B12\_N25(10M)\_DFT-s-OFDM\_BPSK\_1RB\_Low\_CH



B12\_N25(20M)\_DFT-s-OFDM\_BPSK\_1RB\_Low\_CH



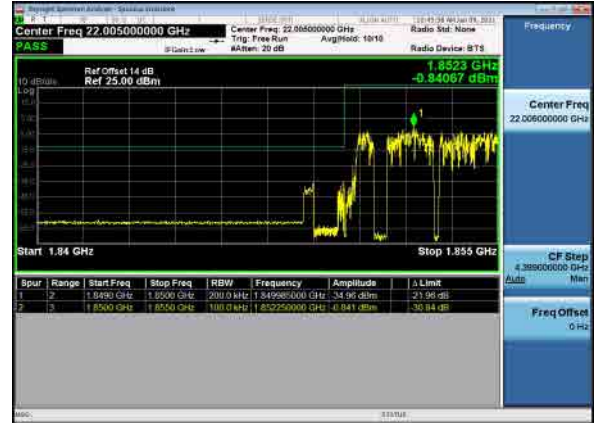
B12\_N25(20M)\_DFT-s-OFDM\_QPSK\_1RB\_Low\_CH



B12\_N25(20M)\_DFT-s-OFDM\_BPSK\_Full RB\_Low\_CH



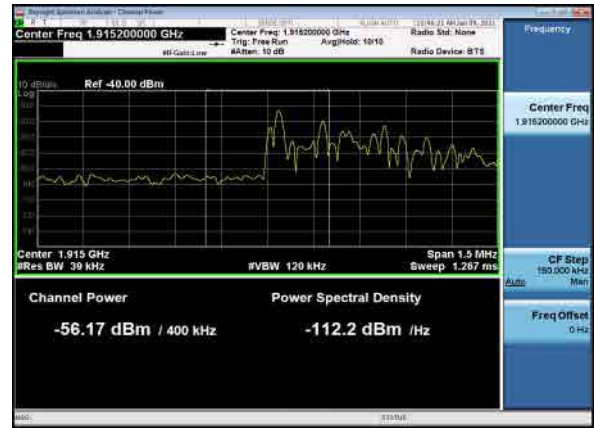
B12\_N25(20M)\_DFT-s-OFDM\_QPSK\_Full RB\_Low\_CH



B12\_N25(20M)\_DFT-s-OFDM\_BPSK\_1RB\_High\_CH



B12\_N25(20M)\_DFT-s-OFDM\_BPSK\_1RB\_High\_CH



B12\_N25(20M)\_DFT-s-OFDM\_QPSK\_1RB\_High\_CH

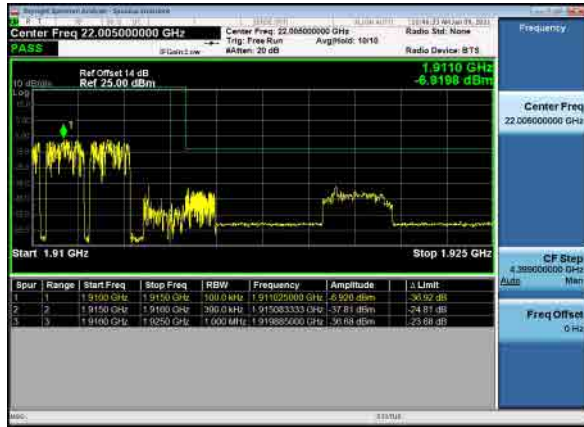


B12\_N25(20M)\_DFT-s-OFDM\_BPSK\_Full RB\_High\_CH

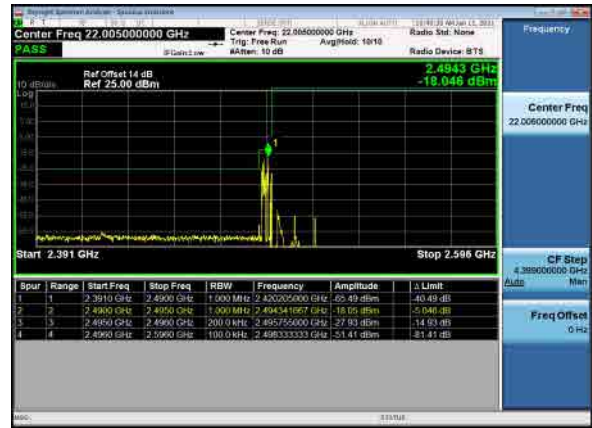




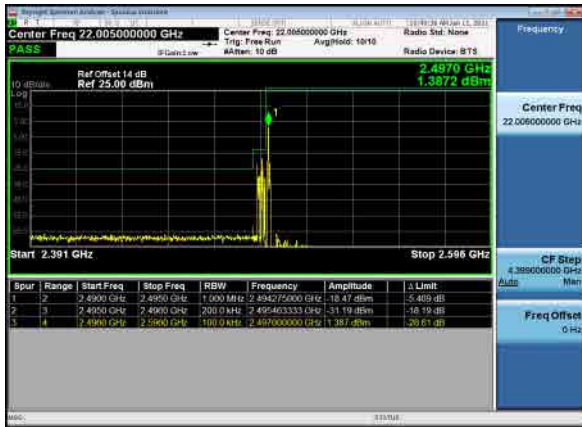
B12\_N25(20M)\_DFT-s-OFDM\_QPSK\_Full\_RB\_High\_CH



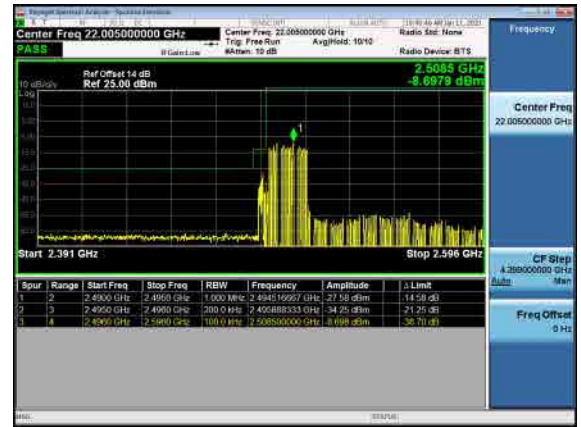
B26\_N41(20M)\_DFT-s-OFDM\_BPSK  
\_1RB\_Low\_CH



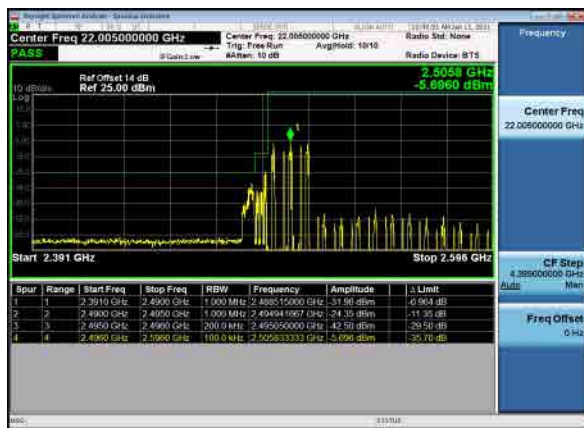
B26\_N41(20M)\_DFT-s-OFDM\_QPSK\_1RB\_Low\_CH



B26\_N41(20M)\_DFT-s-OFDM\_BPSK\_Full\_RB\_Low\_CH



B26\_N41(20M)\_DFT-s-OFDM\_QPSK\_Full\_RB\_Low\_CH

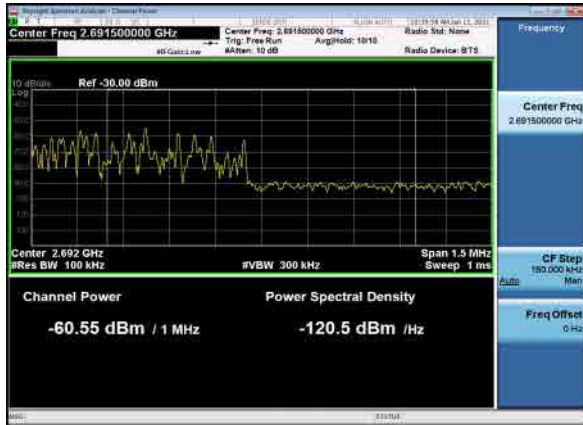


B26\_N41(20M)\_DFT-s-OFDM\_BPSK\_1RB\_High\_CH

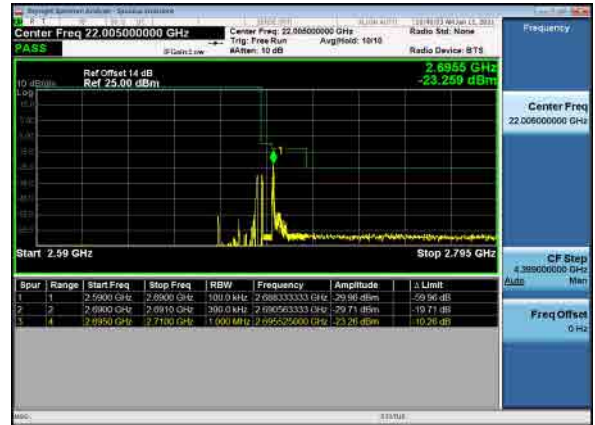




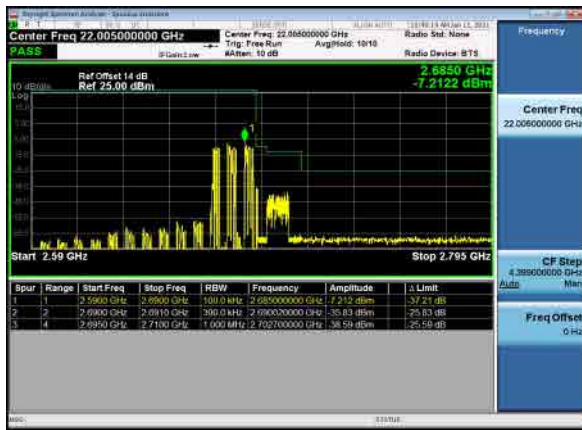
B26\_N41(20M)\_DFT-s-OFDM\_BPSK\_1RB\_High\_CH



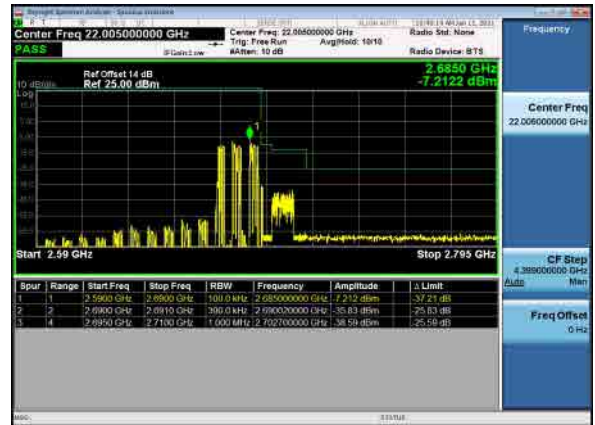
B26\_N41(20M)\_DFT-s-OFDM\_QPSK\_1RB\_High\_CH



B26\_N41(20M)\_DFT-s-OFDM\_QPSK\_Full RB\_High\_CH



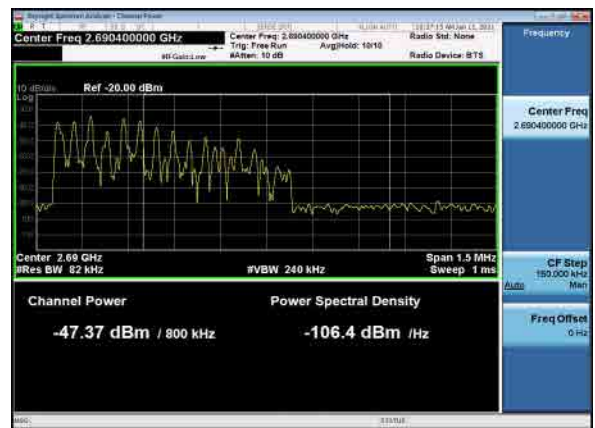
B26\_N41(20M)\_DFT-s-OFDM\_QPSK\_Full RB\_High\_CH



B26\_N41(40M)\_DFT-s-OFDM\_BPSK\_1RB\_High\_CH



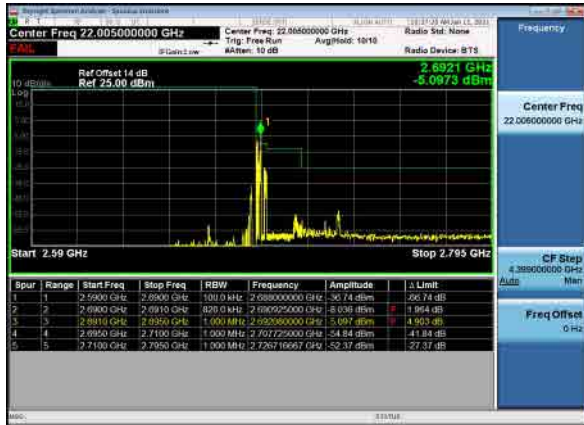
B26\_N41(40M)\_DFT-s-OFDM\_BPSK\_1RB\_High\_CH



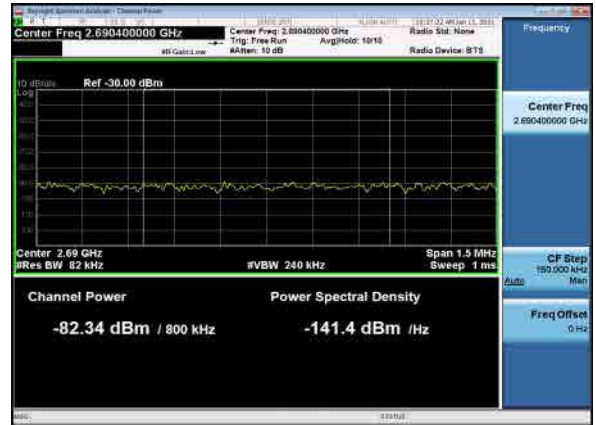




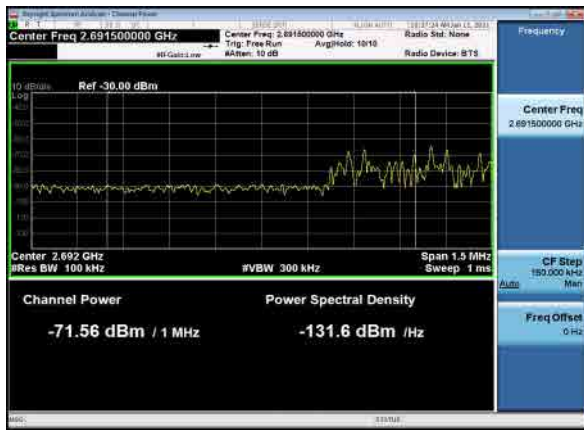
B26\_N41(40M)\_DFT-s-OFDM\_QPSK\_1RB\_High\_CH



B26\_N41(40M)\_DFT-s-OFDM\_QPSK\_1RB\_High\_CH



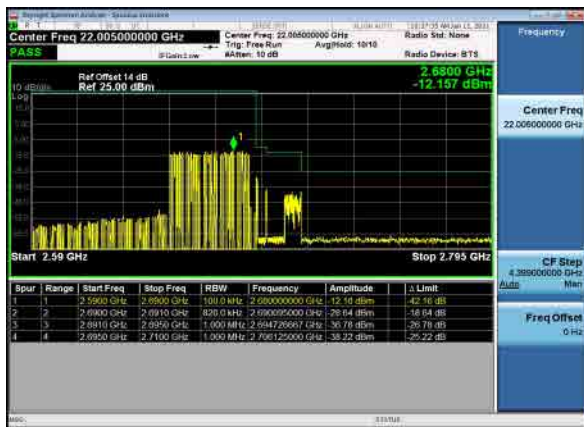
B26\_N41(40M)\_DFT-s-OFDM\_QPSK\_1RB\_High\_CH



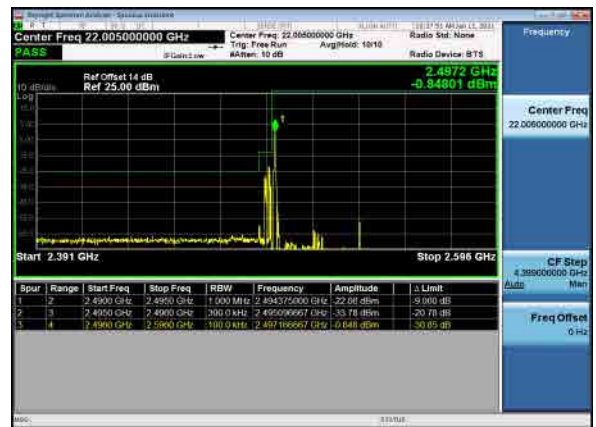
B26\_N41(40M)\_DFT-s-OFDM\_BPSK\_Full RB\_High\_CH



B26\_N41(40M)\_DFT-s-OFDM\_QPSK Full RB\_High\_CH



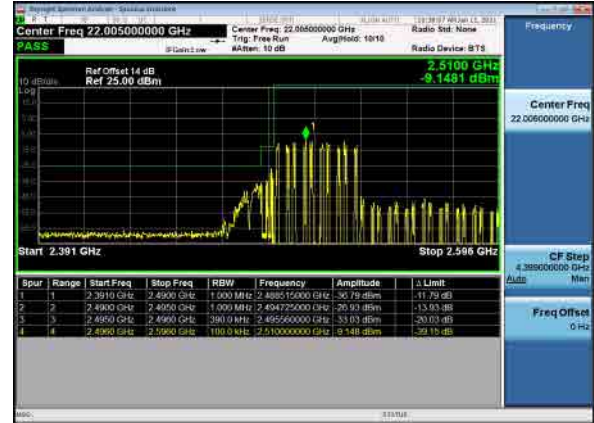
B26\_N41(40M)\_DFT-s-OFDM\_BPSK\_1RB\_Low\_CH



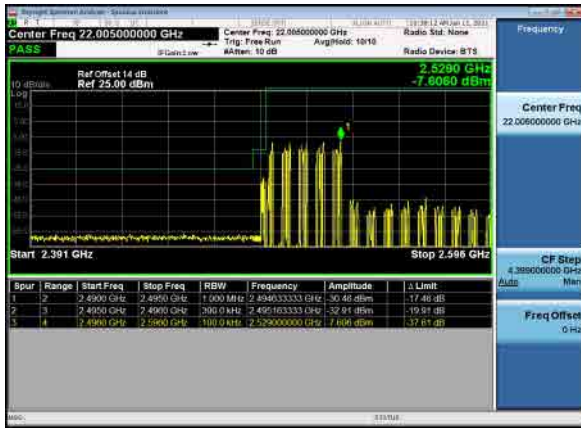
B26\_N41(40M)\_DFT-s-OFDM\_QPSK\_1RB\_Low\_CH



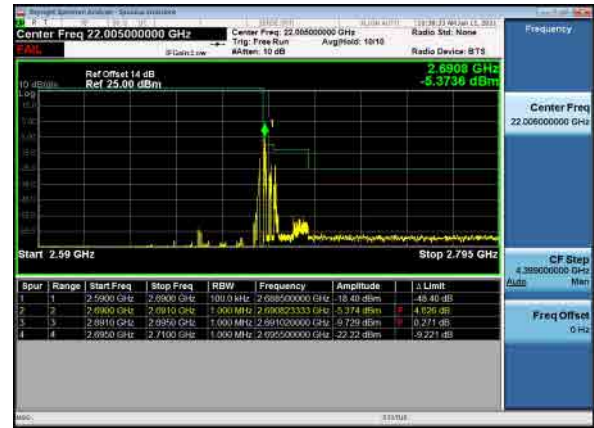
B26\_N41(40M)\_DFT-s-OFDM\_BPSK\_Full RB\_Low\_CH



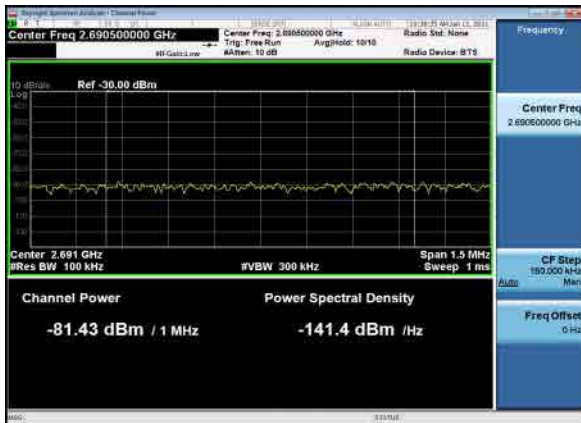
B26\_N41(40M)\_DFT-s-OFDM\_QPSK\_Full RB\_Low\_CH



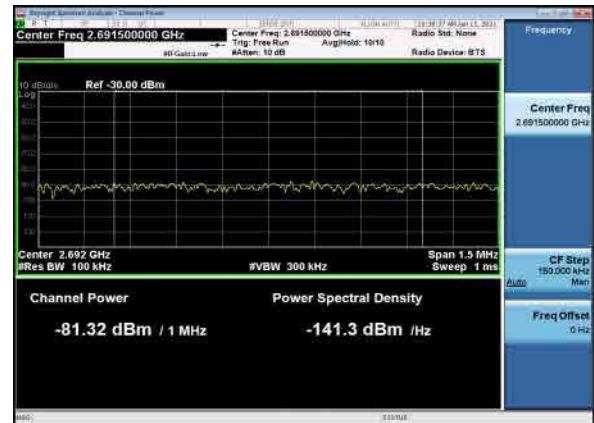
B26\_N41(60M)\_DFT-s-OFDM\_BPSK\_1RB\_High\_CH



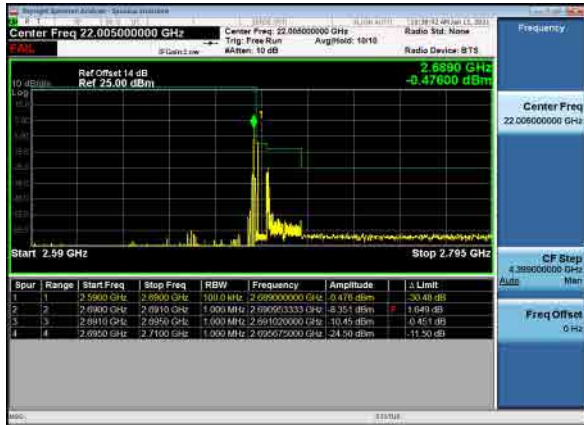
B26\_N41(60M)\_DFT-s-OFDM\_BPSK\_1RB\_High\_CH



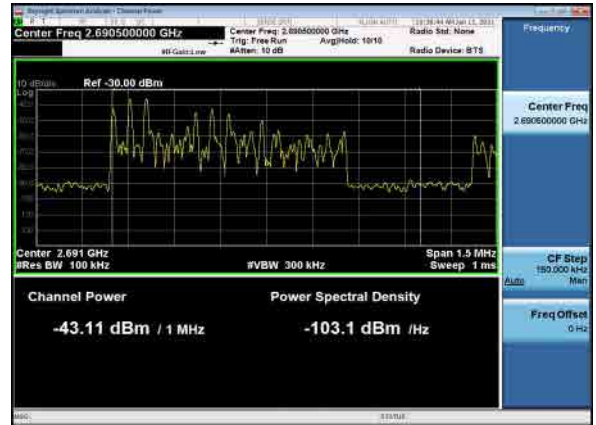
B26\_N41(60M)\_DFT-s-OFDM\_BPSK\_1RB\_High\_CH



B26\_N41(60M)\_DFT-s-OFDM\_QPSK\_1RB\_High\_CH



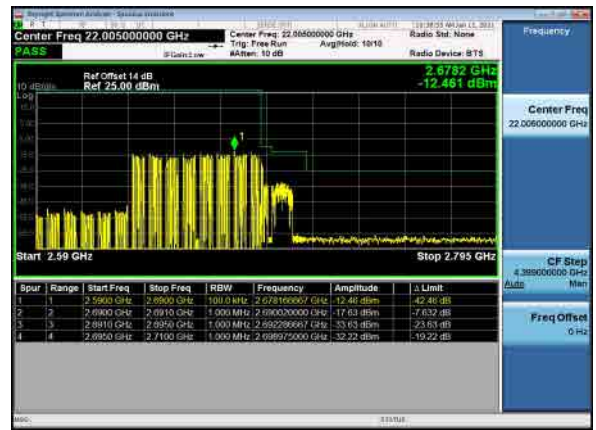
B26\_N41(60M)\_DFT-s-OFDM\_QPSK\_1RB\_High\_CH



B26\_N41(60M)\_DFT-s-OFDM\_BPSK\_Full RB\_High\_CH



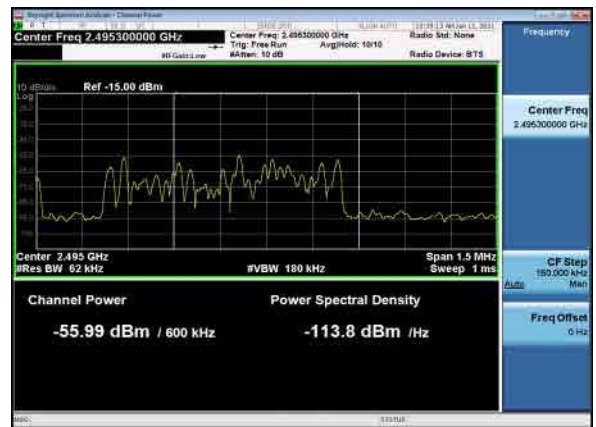
B26\_N41(60M)\_DFT-s-OFDM\_QPSK\_Full RB\_High\_CH



B26\_N41(60M)\_DFT-s-OFDM\_BPSK\_1RB\_Low\_CH



B26\_N41(60M)\_DFT-s-OFDM\_BPSK\_1RB\_Low\_CH

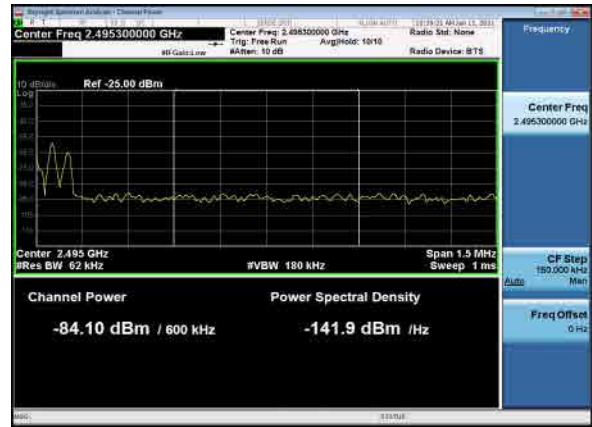




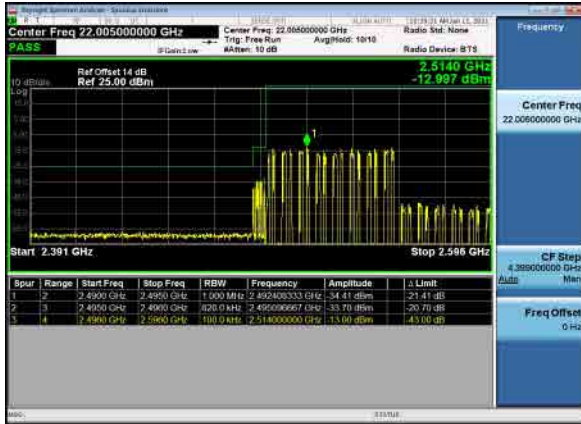
B26\_N41(60M)\_DFT-s-OFDM\_QPSK\_1RB\_Low\_CH



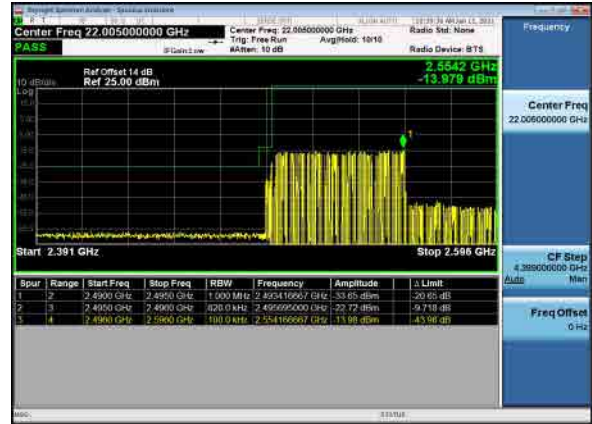
B26\_N41(60M)\_DFT-s-OFDM\_QPSK\_1RB\_Low\_CH



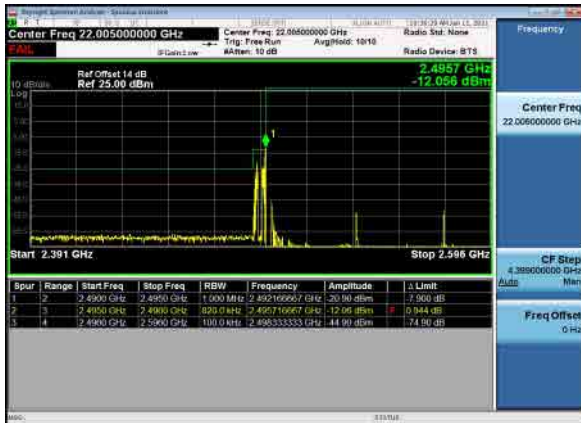
B26\_N41(60M)\_DFT-s-OFDM\_BPSK\_Full RB\_Low\_CH



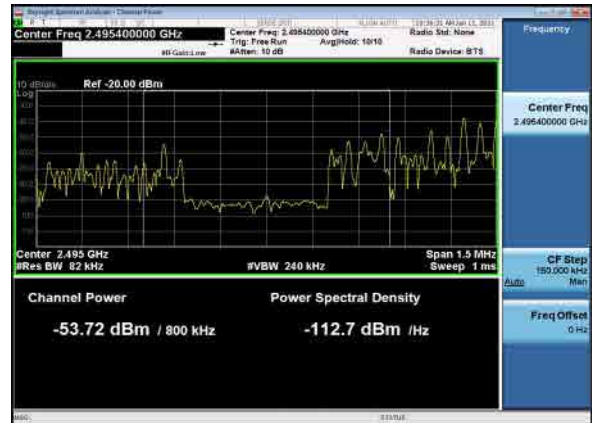
B26\_N41(60M)\_DFT-s-OFDM\_QPSK\_Full RB\_Low\_CH



B26\_N41(80M)\_DFT-s-OFDM\_BPSK\_1RB\_Low\_CH

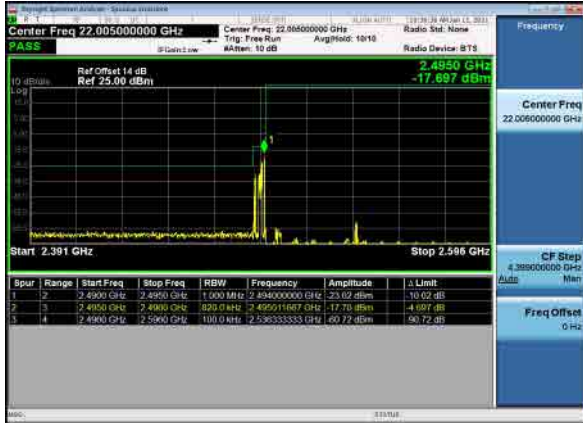


B26\_N41(80M)\_DFT-s-OFDM\_BPSK\_1RB\_Low\_CH





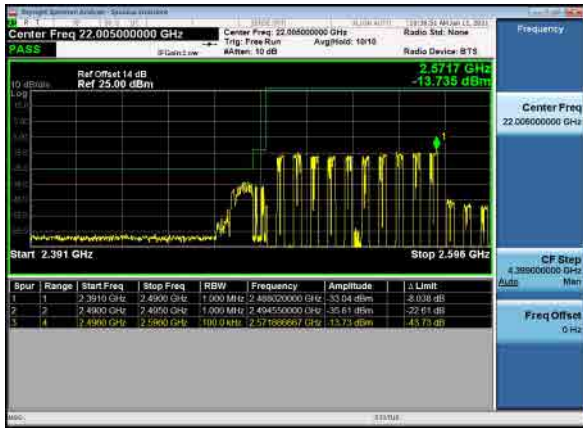
B26\_N41(80M)\_DFT-s-OFDM\_QPSK\_1RB\_Low\_CH



B26\_N41(80M)\_DFT-s-OFDM\_BPSK\_Full RB\_Low\_CH



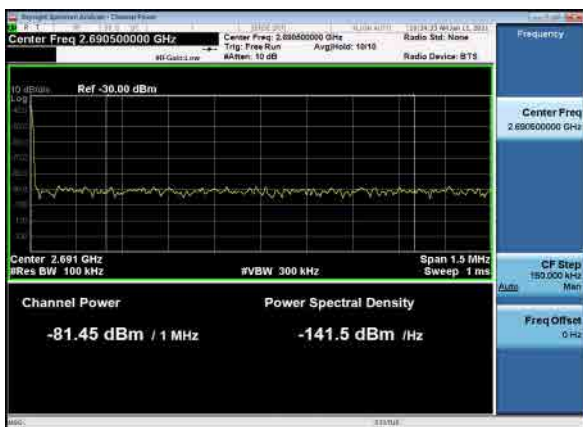
B26\_N41(80M)\_DFT-s-OFDM\_QPSK\_Full RB\_Low\_CH



B26\_N41(100M)\_DFT-s-OFDM\_BPSK\_1RB\_High\_CH



B26\_N41(100M)\_DFT-s-OFDM\_BPSK\_1RB\_High\_CH

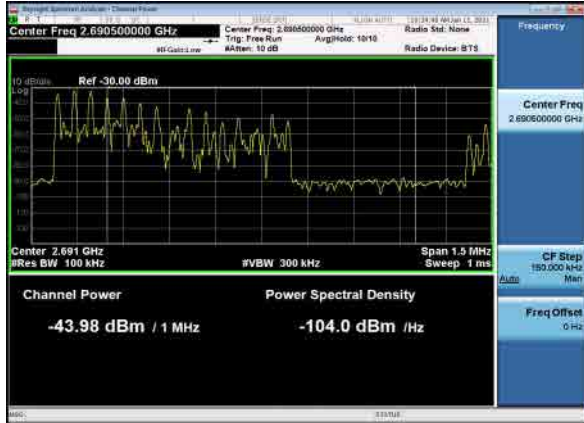


B26\_N41(100M)\_DFT-s-OFDM\_QPSK\_1RB\_High\_CH

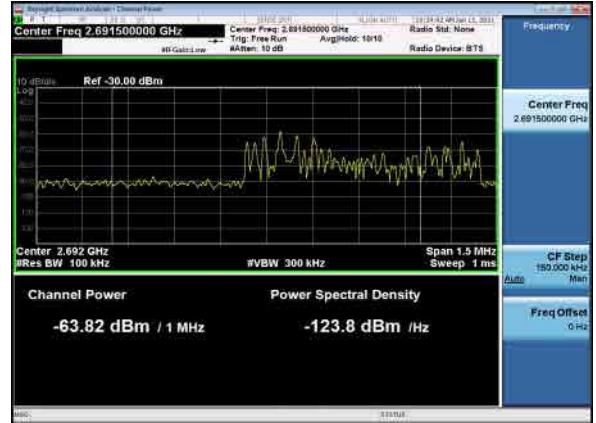




B26\_N41(100M)\_DFT-s-OFDM\_QPSK\_1RB\_High\_CH



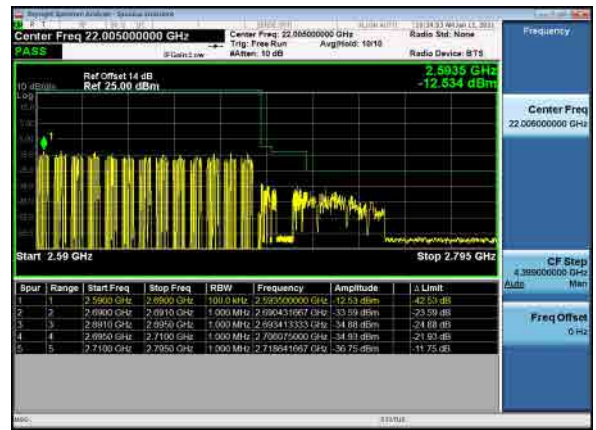
B26\_N41(100M)\_DFT-s-OFDM\_QPSK\_1RB\_High\_CH



B26\_N41(100M)\_DFT-s-OFDM\_BPSK\_Full RB\_High\_CH



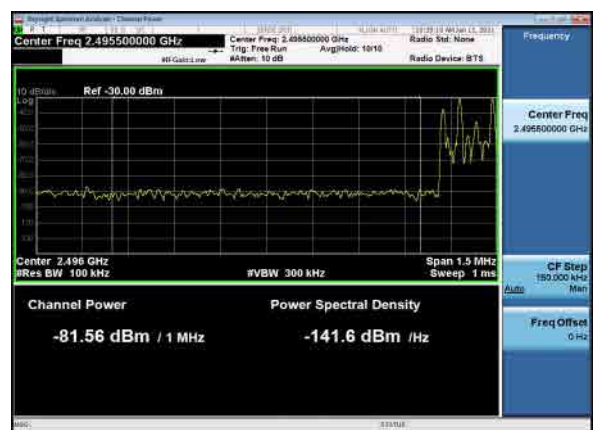
B26\_N41(100M)\_DFT-s-OFDM\_QPSK\_Full RB\_High\_CH



B26\_N41(100M)\_DFT-s-OFDM\_BPSK\_1RB\_Low\_CH

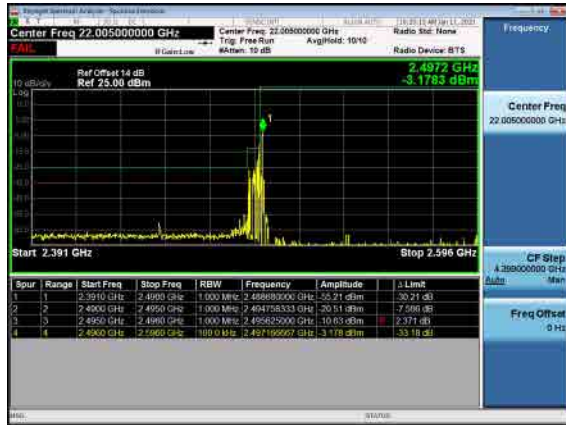


B26\_N41(100M)\_DFT-s-OFDM\_BPSK\_1RB\_Low\_CH

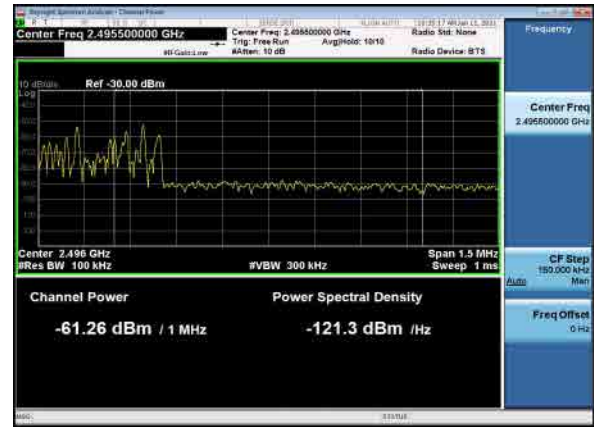




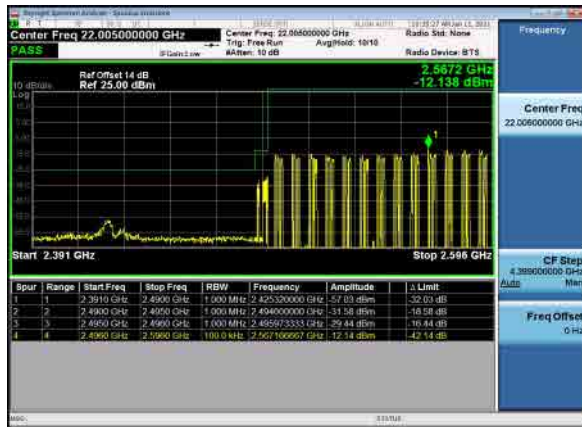
B26\_N41(100M)\_DFT-s-OFDM\_QPSK\_1RB\_Low\_CH



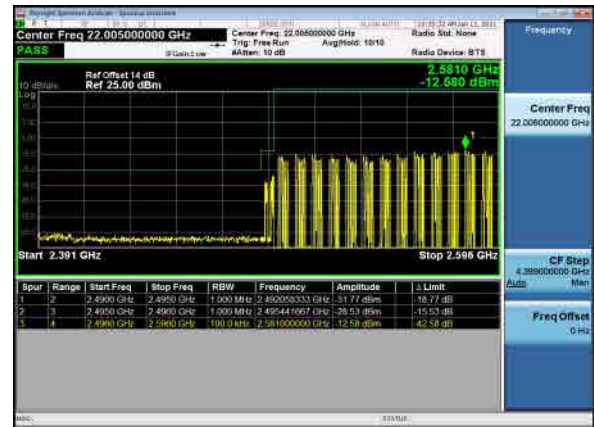
B26\_N41(100M)\_DFT-s-OFDM\_QPSK\_1RB\_Low\_CH



B26\_N41(100M)\_DFT-s-OFDM\_BPSK\_Full RB\_Low\_CH



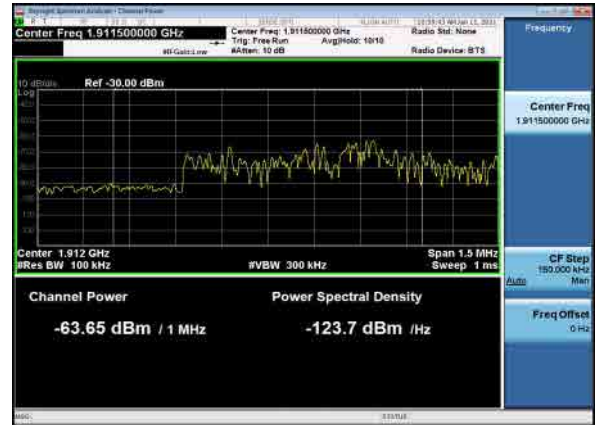
B26\_N41(100M)\_DFT-s-OFDM\_QPSK\_Full RB\_Low\_CH



B66\_N2(5M)\_DFT-s-OFDM\_BPSK\_1RB\_High\_CH



B66\_N2(5M)\_DFT-s-OFDM\_BPSK\_1RB\_High\_CH



B66\_N2(5M)\_DFT-s-OFDM\_QPSK\_1RB\_High\_CH



B66\_N2(5M)\_DFT-s-OFDM\_BPSK\_Full RB\_High\_CH



B66\_N2(5M)\_DFT-s-OFDM\_QPSK\_Full RB\_High\_CH



B66\_N2(5M)\_DFT-s-OFDM\_BPSK\_1RB\_Low\_CH

