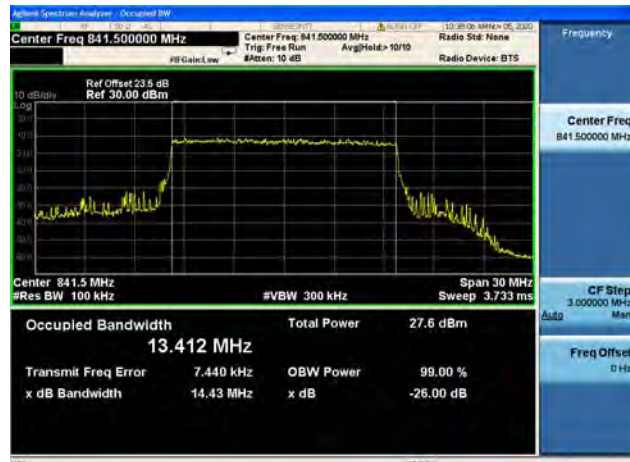
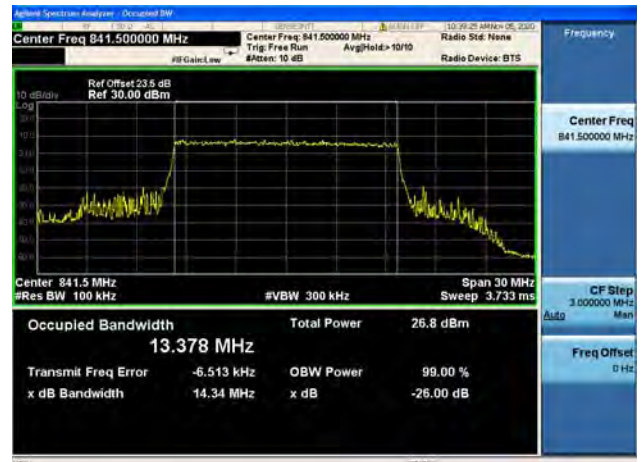




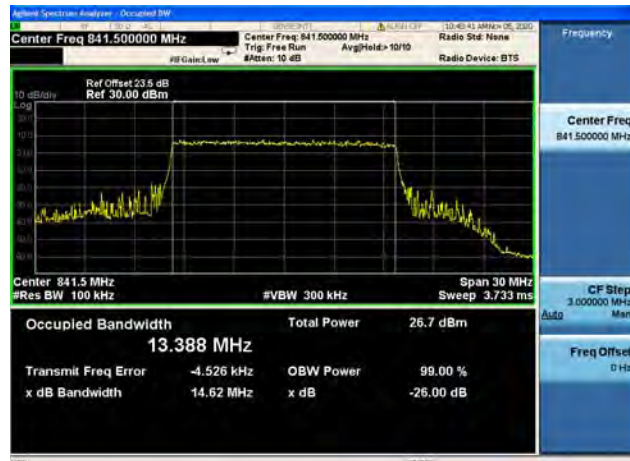
Band26 / 15MHz / High CH / QPSK



Band26 / 15MHz / High CH / 16QAM



Band26 / 15MHz / High CH / 64QAM





Band41 / 5MHz / Low CH / QPSK



Band41 / 5MHz / Low CH / 16QAM



Band41 / 5MHz / Low CH / 64QAM



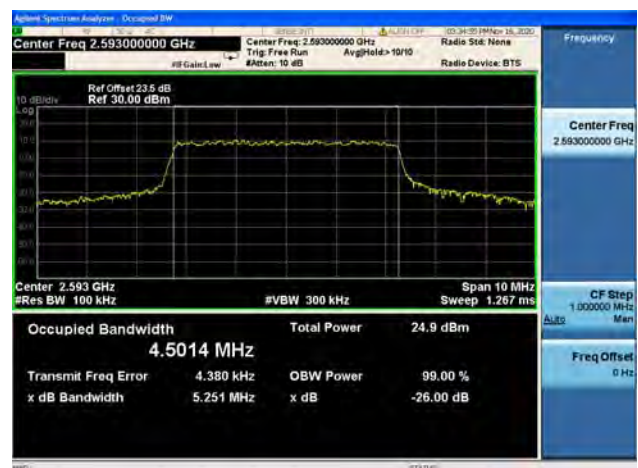
Band41 / 5MHz / Mid CH / QPSK



Band41 / 5MHz / Mid CH / 16QAM



Band41 / 5MHz / Mid CH / 64QAM





Band41 / 5MHz / High CH / QPSK



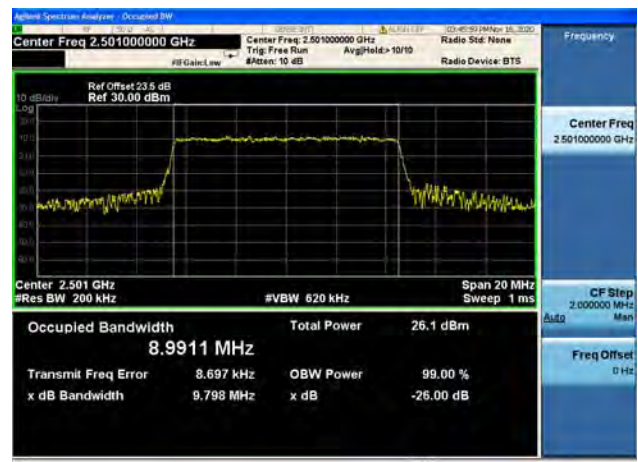
Band41 / 5MHz / High CH / 16QAM



Band41 / 5MHz / High CH / 64QAM



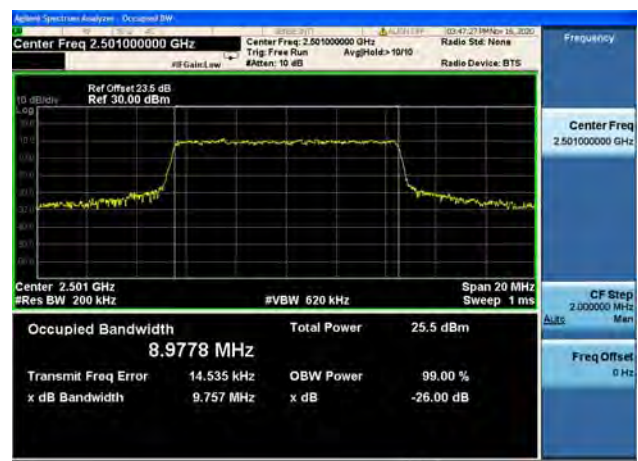
Band41 / 10MHz / Low CH / QPSK



Band41 / 10MHz / Low CH / 16QAM



Band41 / 10MHz / Low CH / 64QAM

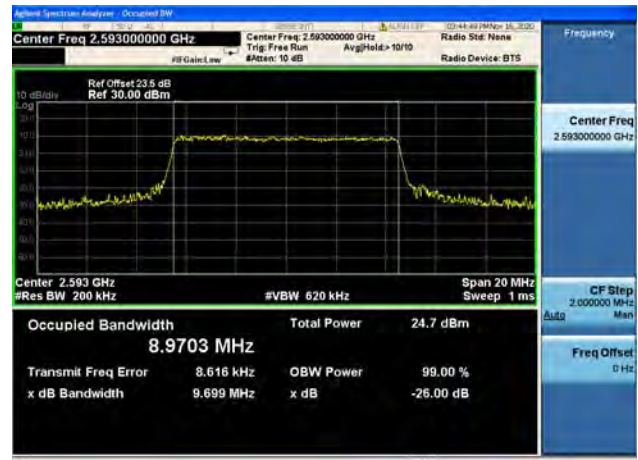




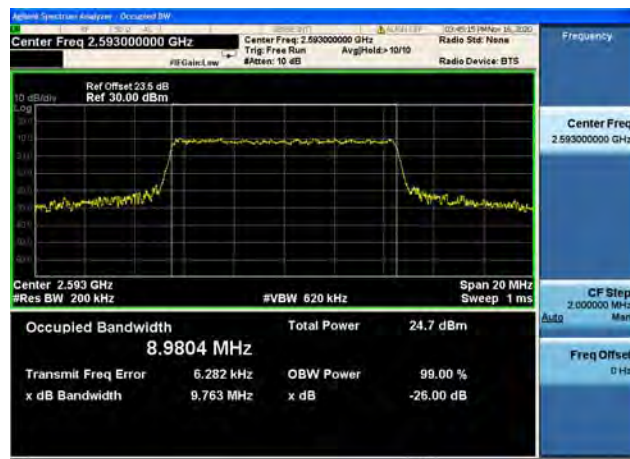
Band41 / 10MHz / Mid CH / QPSK



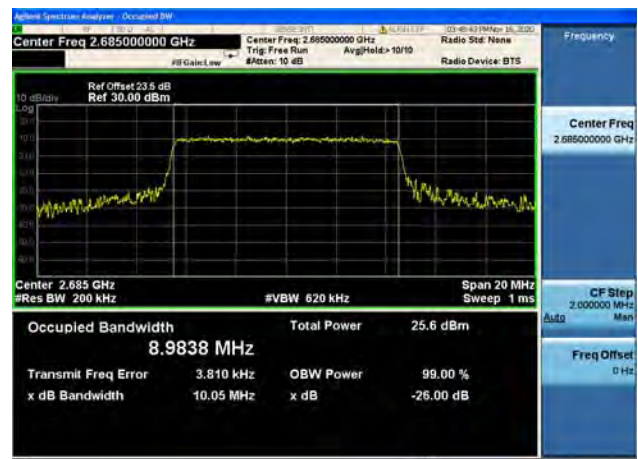
Band41 / 10MHz / Mid CH / 16QAM



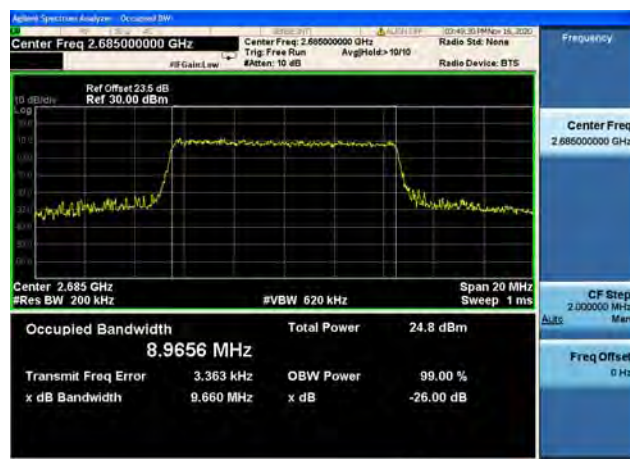
Band41 / 10MHz / Mid CH / 64QAM



Band41 / 10MHz / High CH / QPSK



Band41 / 10MHz / High CH / 16QAM

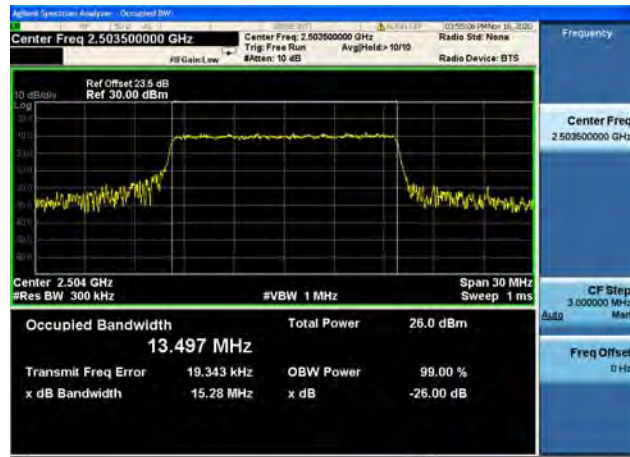


Band41 / 10MHz / High CH / 64QAM

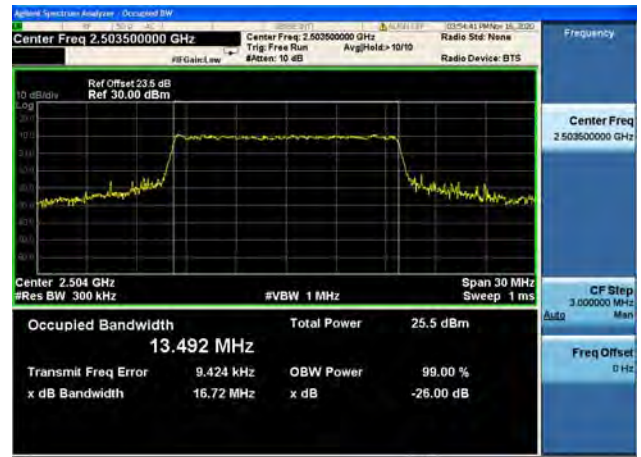




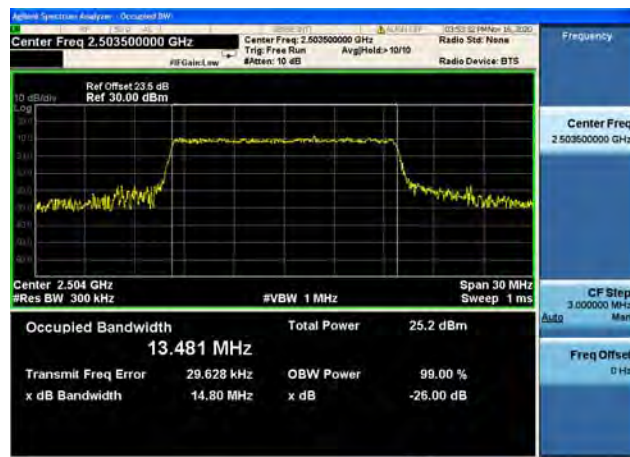
Band41 / 15MHz / Low CH / QPSK



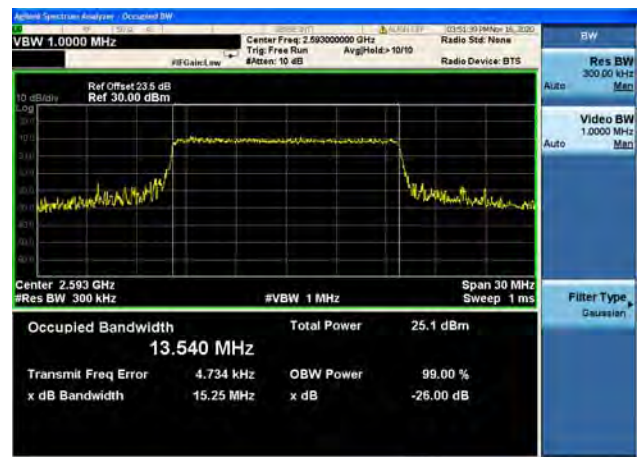
Band41 / 15MHz / Low CH / 16QAM



Band41 / 15MHz / Low CH / 64QAM



Band41 / 15MHz / Mid CH / QPSK



Band41 / 15MHz / Mid CH / 16QAM

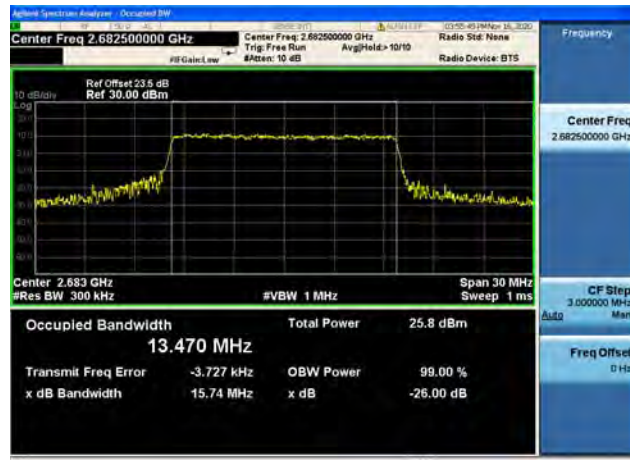


Band41 / 15MHz / Mid CH / 64QAM





Band41 / 15MHz / High CH / QPSK



Band41 / 15MHz / High CH / 16QAM



Band41 / 15MHz / High CH / 64QAM



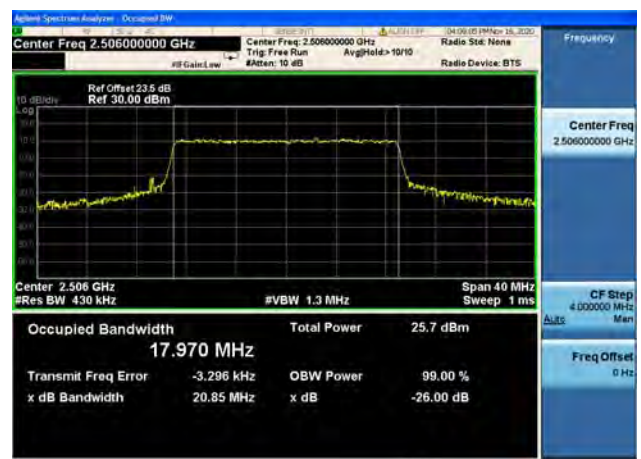
Band41 / 20MHz / Low CH / QPSK



Band41 / 20MHz / Low CH / 16QAM



Band41 / 20MHz / Low CH / 64QAM





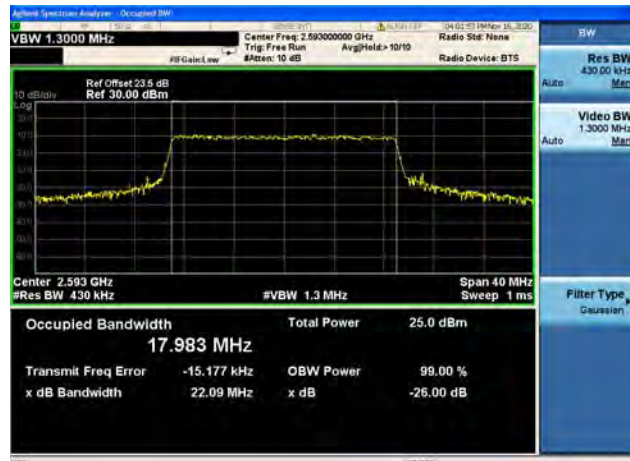
Band41 / 20MHz / Mid CH / QPSK



Band41 / 20MHz / Mid CH / 16QAM



Band41 / 20MHz / Mid CH / 64QAM



Band41 / 20MHz / High CH / QPSK



Band41 / 20MHz / High CH / 16QAM

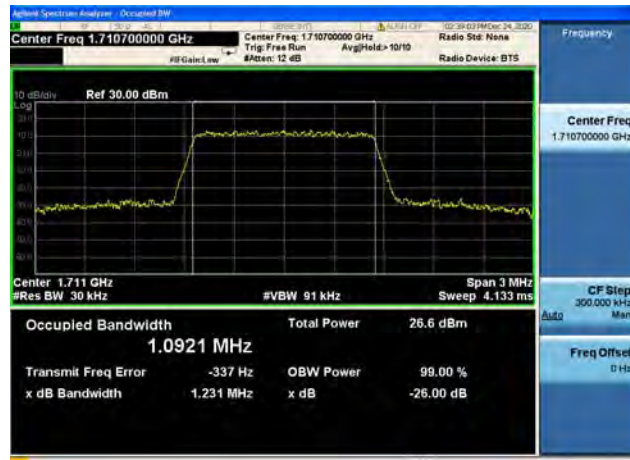


Band41 / 20MHz / High CH / 64QAM





Band66 / 1.4MHz / Low CH / QPSK



Band66 / 1.4MHz / Low CH / 16QAM



Band66 / 1.4MHz / Low CH / 64QAM



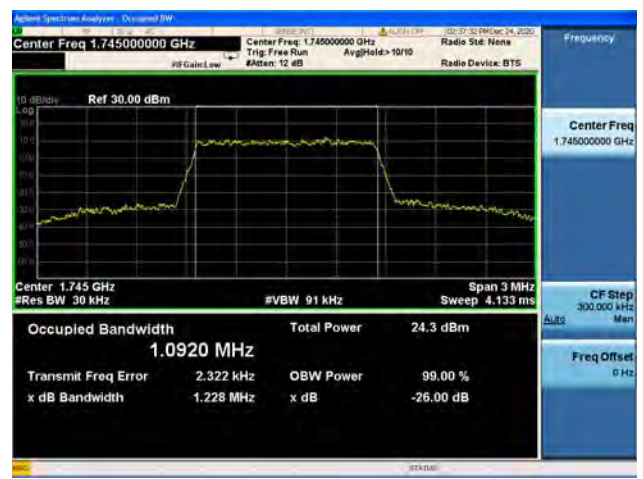
Band66 / 1.4MHz / Mid CH / QPSK



Band66 / 1.4MHz / Mid CH / 16QAM

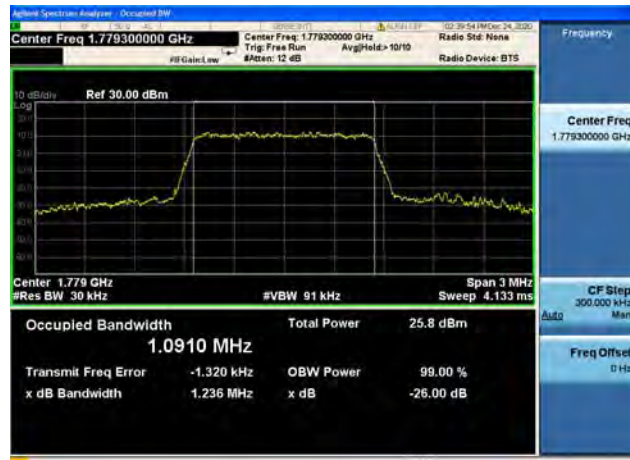


Band66 / 1.4MHz / Mid CH / 64QAM





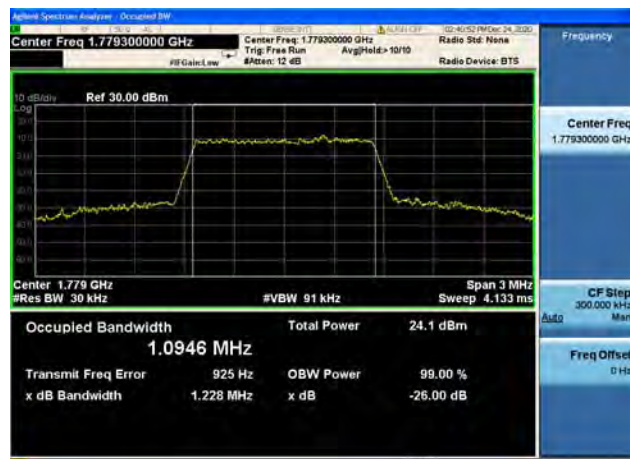
Band66 / 1.4MHz / High CH / QPSK



Band66 / 1.4MHz / High CH / 16QAM



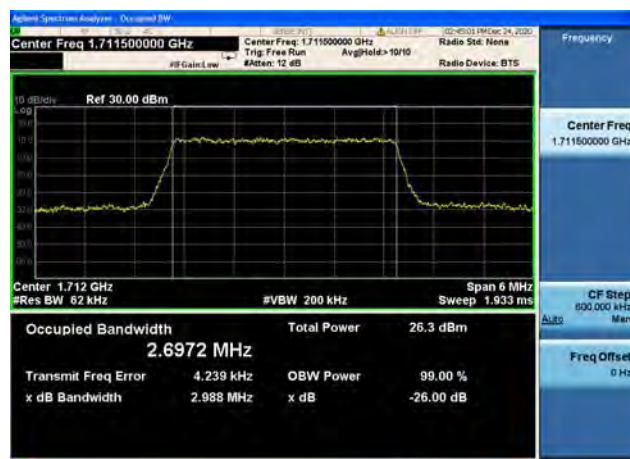
Band66 / 1.4MHz / High CH / 64QAM



Band66 / 3MHz / Low CH / QPSK



Band66 / 3MHz / Low CH / 16QAM



Band66 / 3MHz / Low CH / 64QAM





Band66 / 3MHz / Mid CH / QPSK



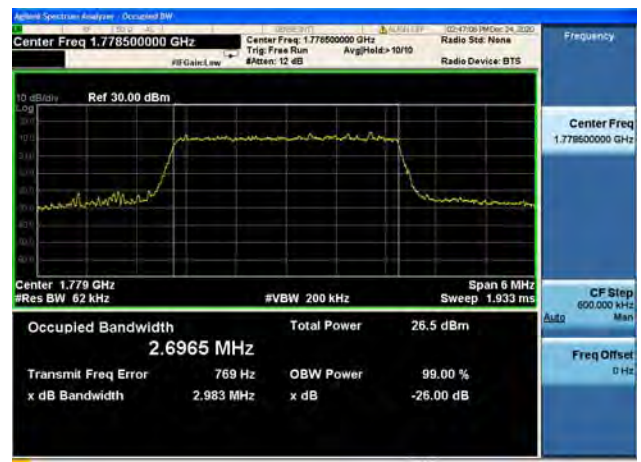
Band66 / 3MHz / Mid CH / 16QAM



Band66 / 3MHz / Mid CH / 64QAM



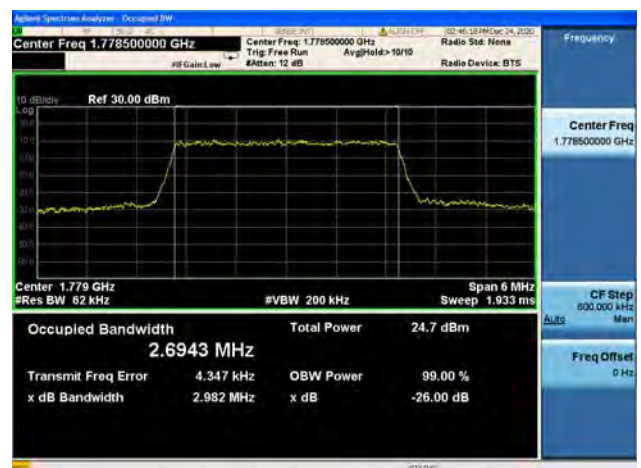
Band66 / 3MHz / High CH / QPSK



Band66 / 3MHz / High CH / 16QAM



Band66 / 3MHz / High CH / 64QAM



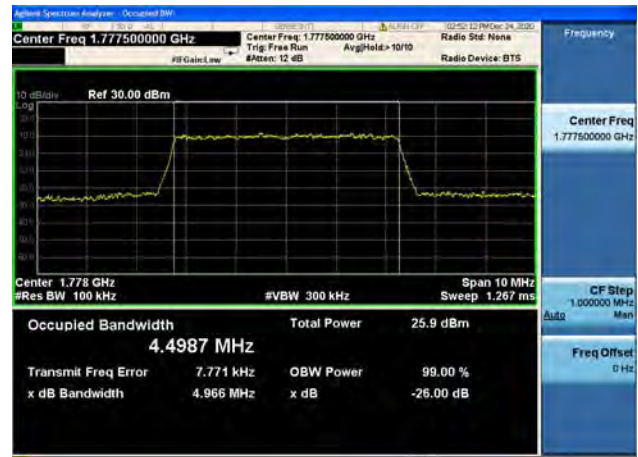




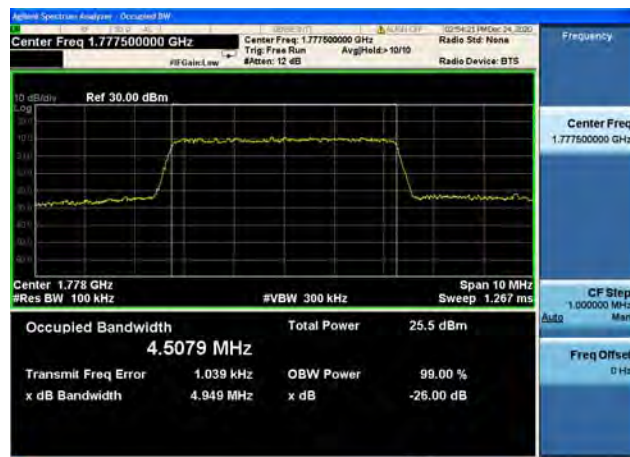
Band66 / 5MHz / High CH / QPSK



Band66 / 5MHz / High CH / 16QAM



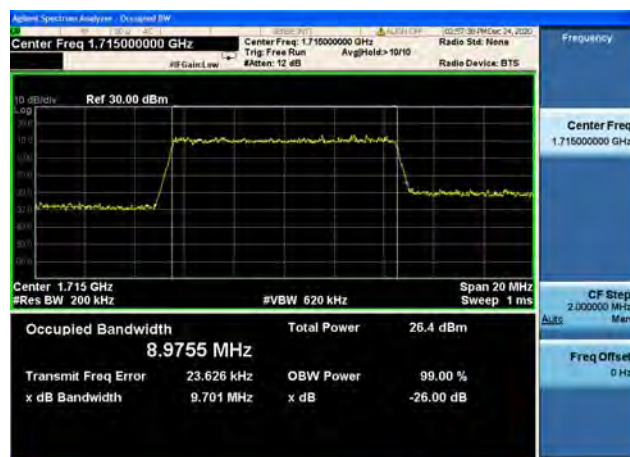
Band66 / 5MHz / High CH / 64QAM



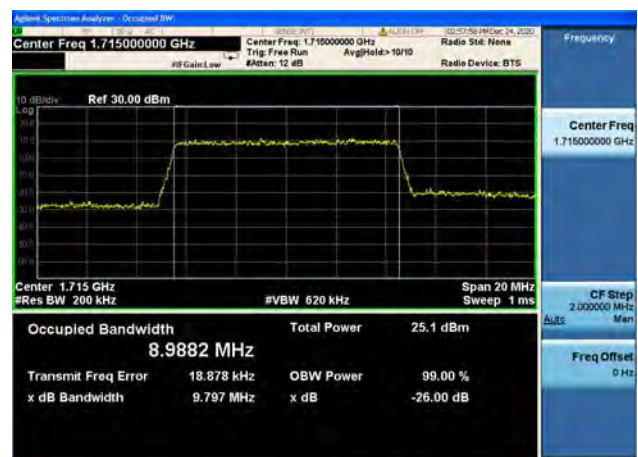
Band66 / 10MHz / Low CH / QPSK



Band66 / 10MHz / Low CH / 16QAM



Band66 / 10MHz / Low CH / 64QAM

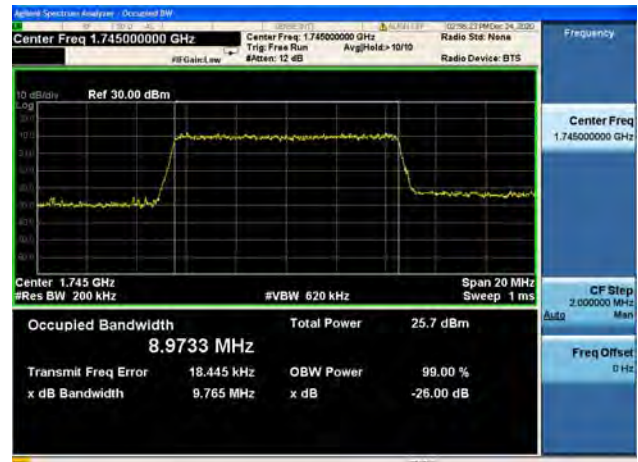




Band66 / 10MHz / Mid CH / QPSK



Band66 / 10MHz / Mid CH / 16QAM



Band66 / 10MHz / Mid CH / 64QAM



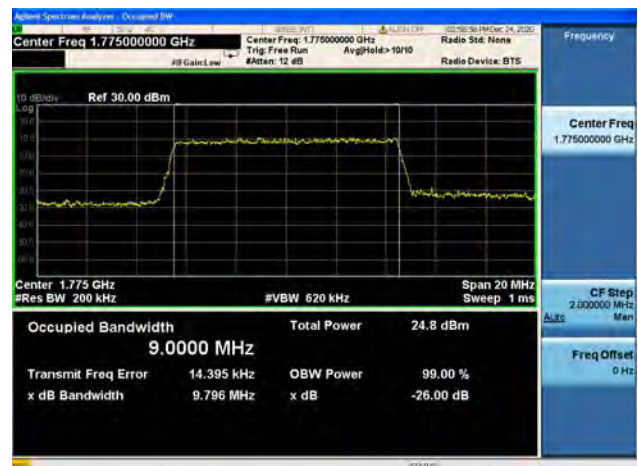
Band66 / 10MHz / High CH / QPSK



Band66 / 10MHz / High CH / 16QAM



Band66 / 10MHz / High CH / 64QAM





Band66 / 15MHz / Low CH / QPSK



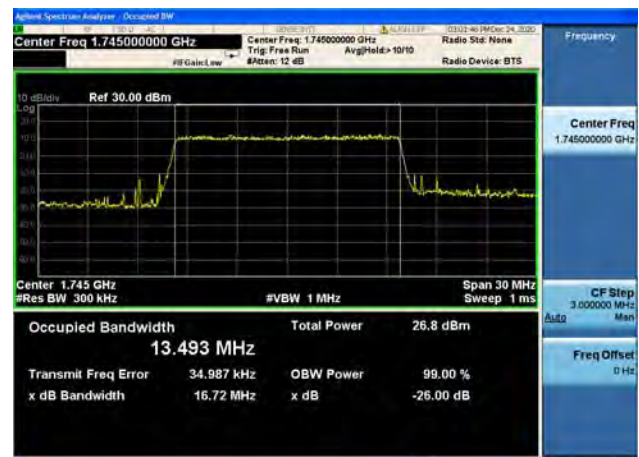
Band66 / 15MHz / Low CH / 16QAM



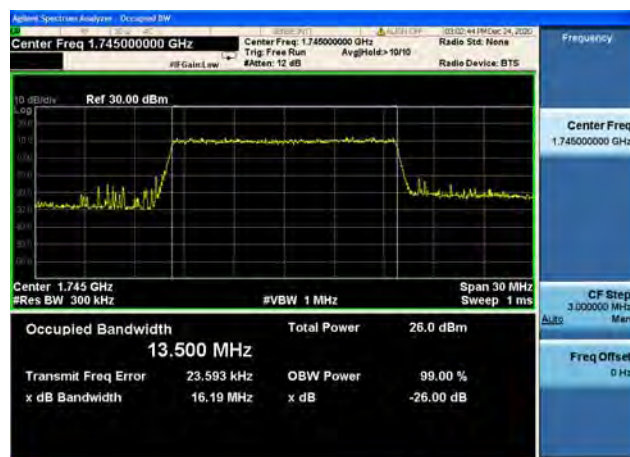
Band66 / 15MHz / Low CH / 64QAM



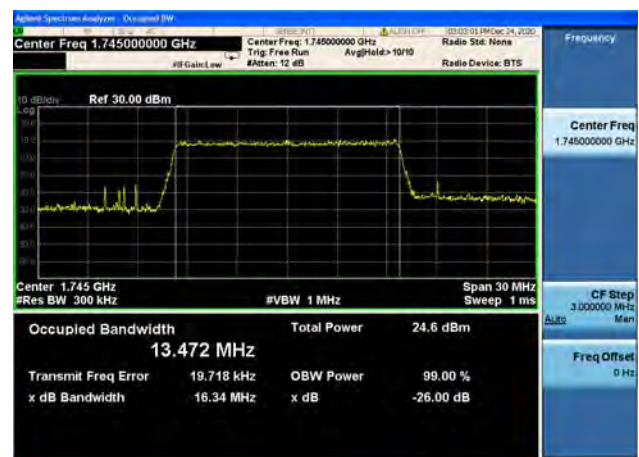
Band66 / 15MHz / Mid CH / QPSK



Band66 / 15MHz / Mid CH / 16QAM

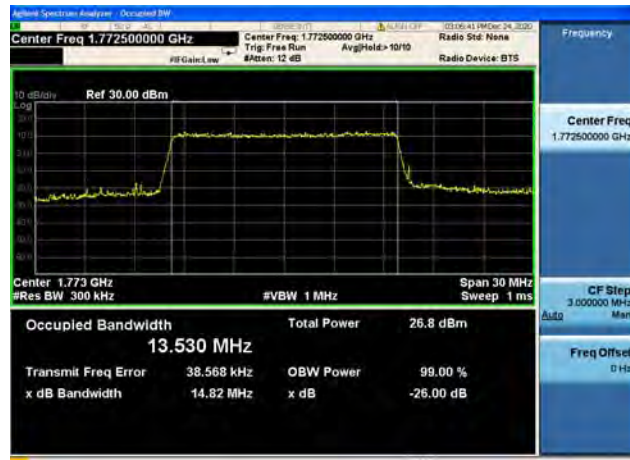


Band66 / 15MHz / Mid CH / 64QAM

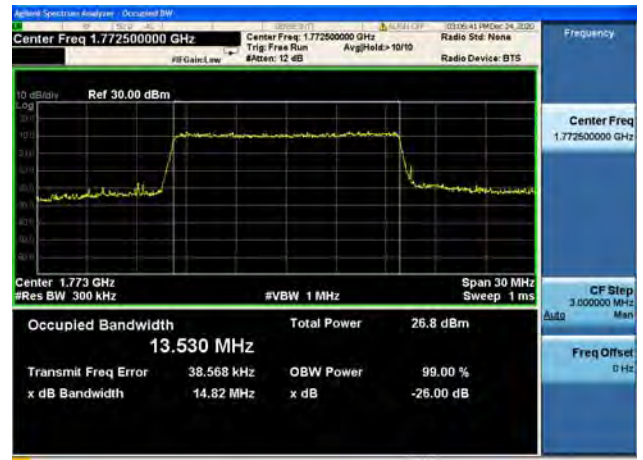




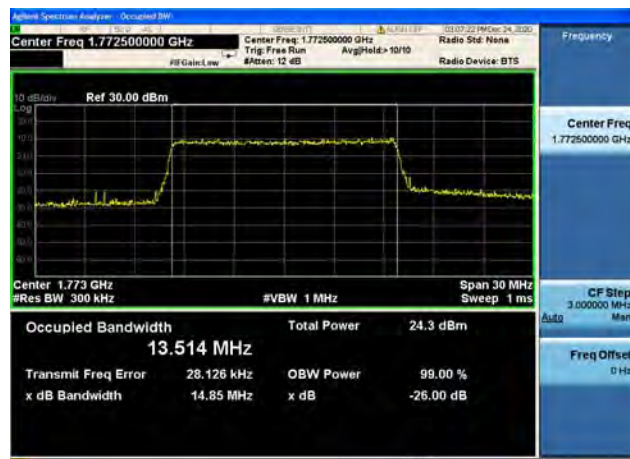
Band66 / 15MHz / High CH / QPSK



Band66 / 15MHz / High CH / 16QAM



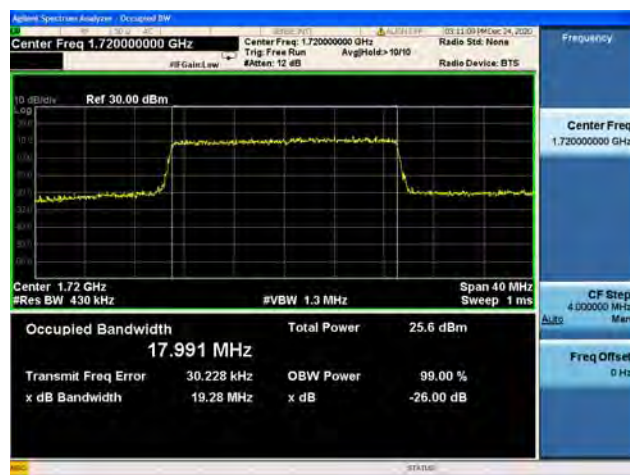
Band66 / 15MHz / High CH / 64QAM



Band66 / 20MHz / Low CH / QPSK



Band66 / 20MHz / Low CH / 16QAM

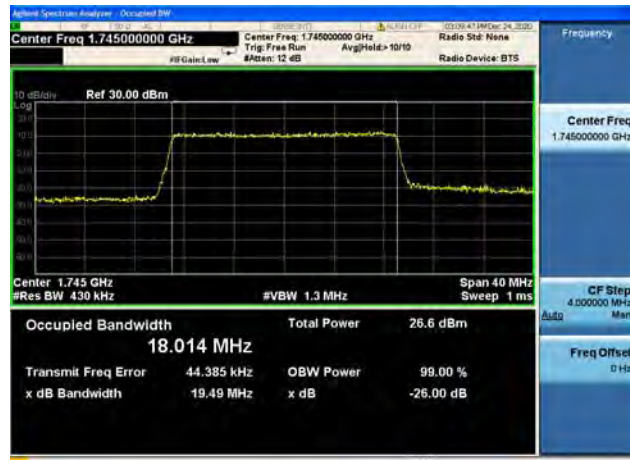


Band66 / 20MHz / Low CH / 64QAM





Band66 / 20MHz / Mid CH / QPSK



Band66 / 20MHz / Mid CH / 16QAM



Band66 / 20MHz / Mid CH / 64QAM



Band66 / 20MHz / High CH / QPSK



Band66 / 20MHz / High CH / 16QAM

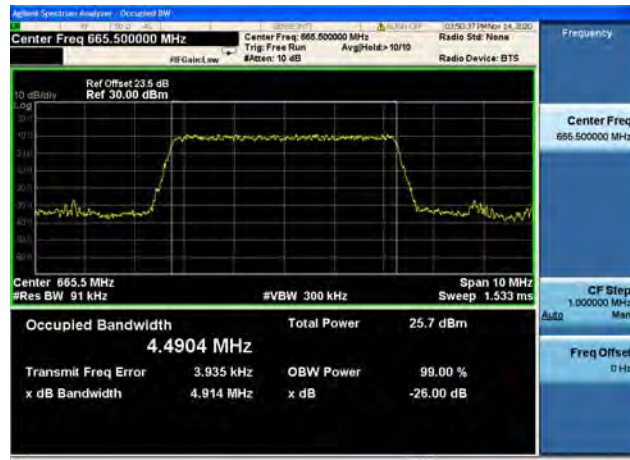


Band66 / 20MHz / High CH / 64QAM





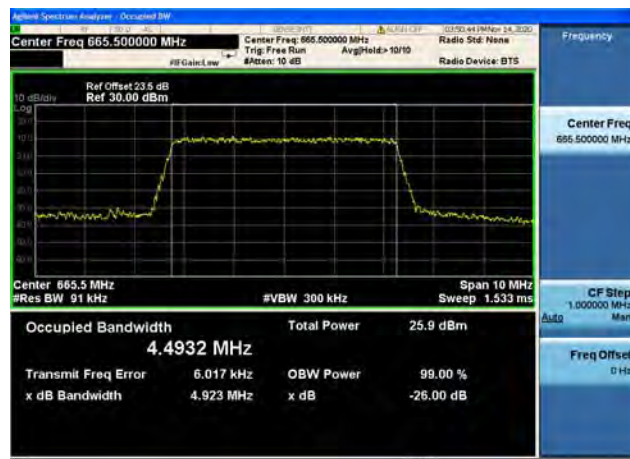
Band71 / 5MHz / Low CH / QPSK



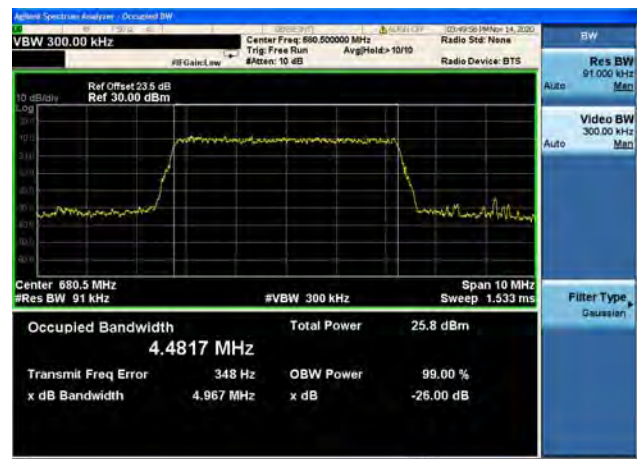
Band71 / 5MHz / Low CH / 16QAM



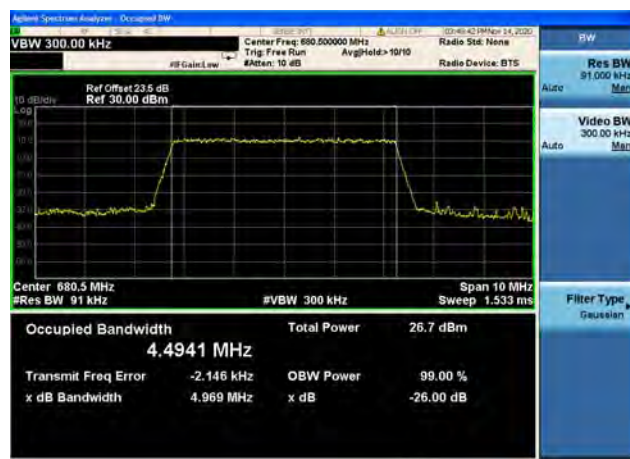
Band71 / 5MHz / Low CH / 64QAM



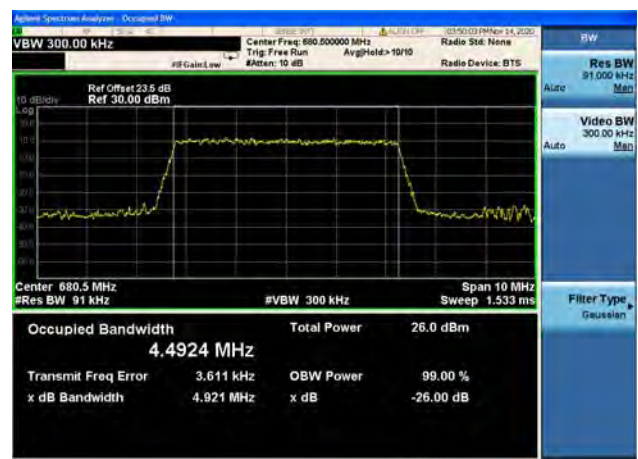
Band71 / 5MHz / Mid CH / QPSK



Band71 / 5MHz / Mid CH / 16QAM

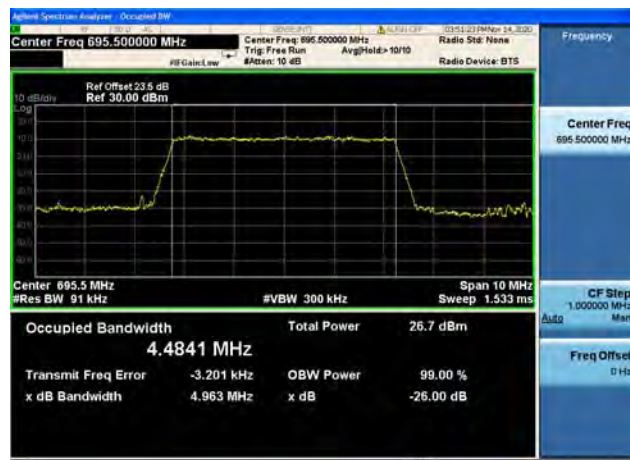


Band71 / 5MHz / Mid CH / 64QAM

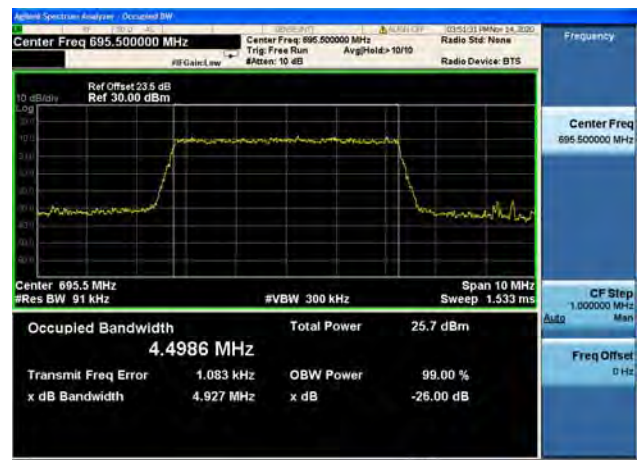




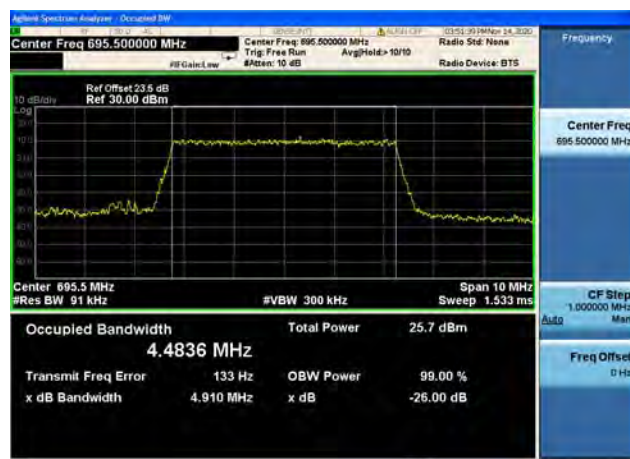
Band71 / 5MHz / High CH / QPSK



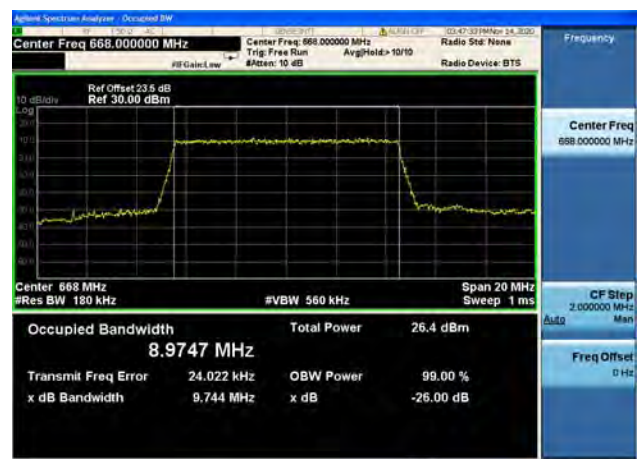
Band71 / 5MHz / High CH / 16QAM



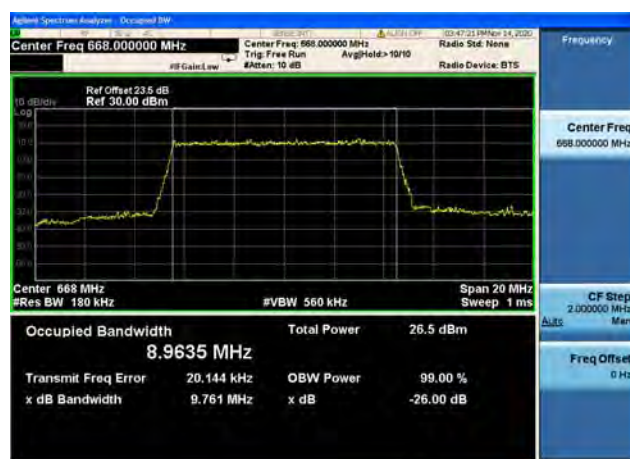
Band71 / 5MHz / High CH / 64QAM



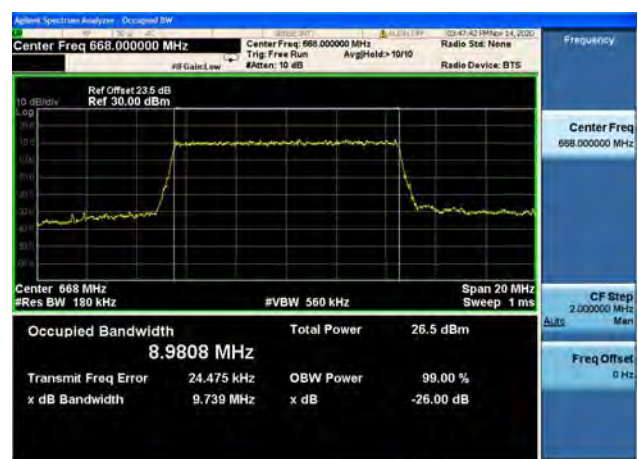
Band71 / 10MHz / Low CH / QPSK



Band71 / 10MHz / Low CH / 16QAM

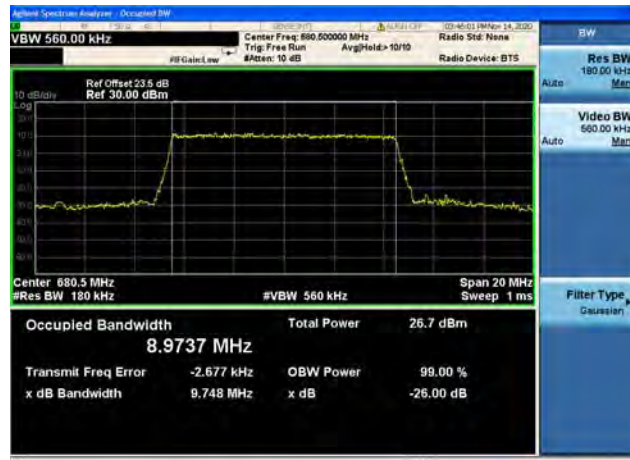


Band71 / 10MHz / Low CH / 64QAM





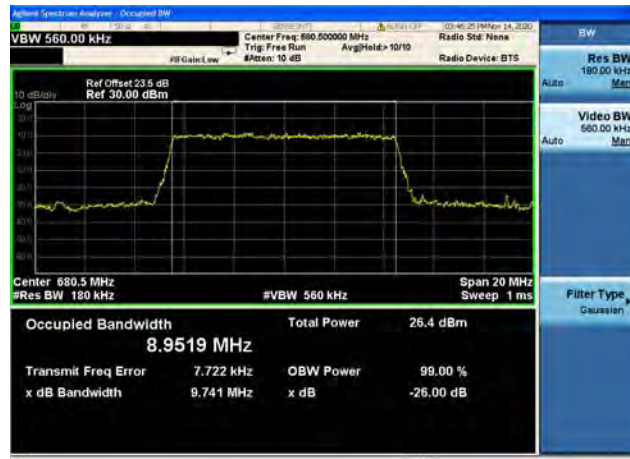
Band71 / 10MHz / Mid CH / QPSK



Band71 / 10MHz / Mid CH / 16QAM



Band71 / 10MHz / Mid CH / 64QAM



Band71 / 10MHz / High CH / QPSK



Band71 / 10MHz / High CH / 16QAM

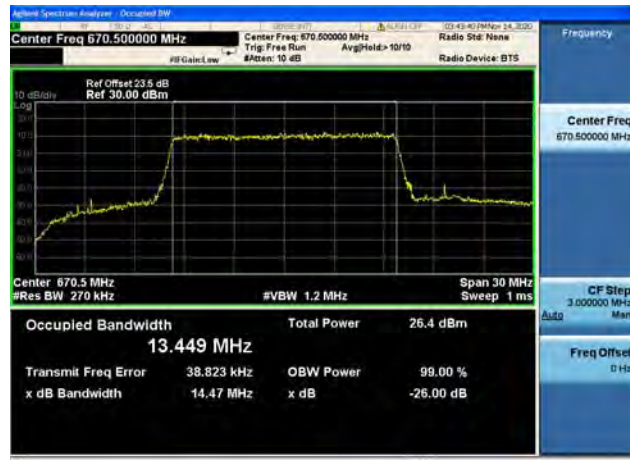


Band71 / 10MHz / High CH / 64QAM

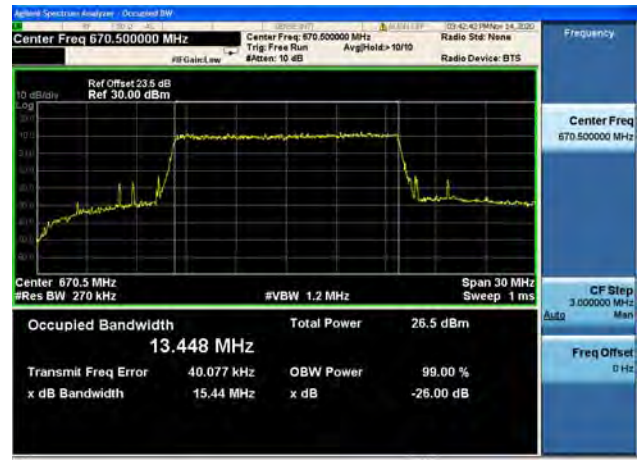




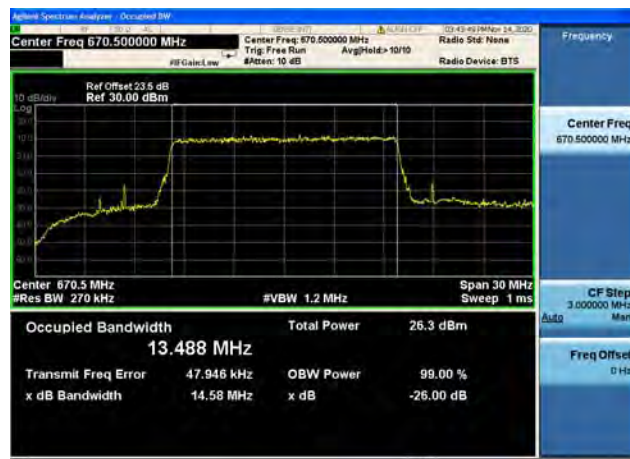
Band71 / 15MHz / Low CH / QPSK



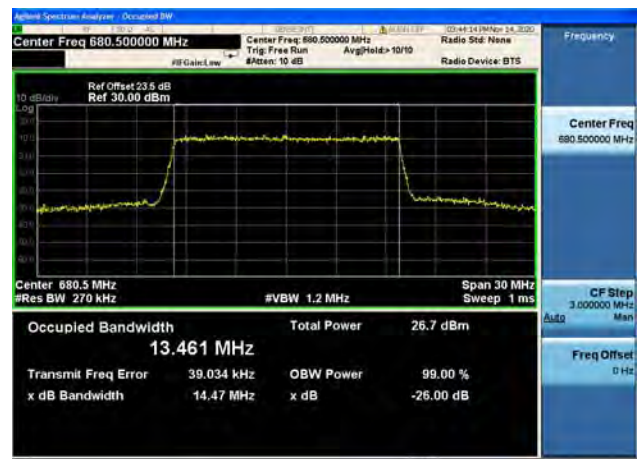
Band71 / 15MHz / Low CH / 16QAM



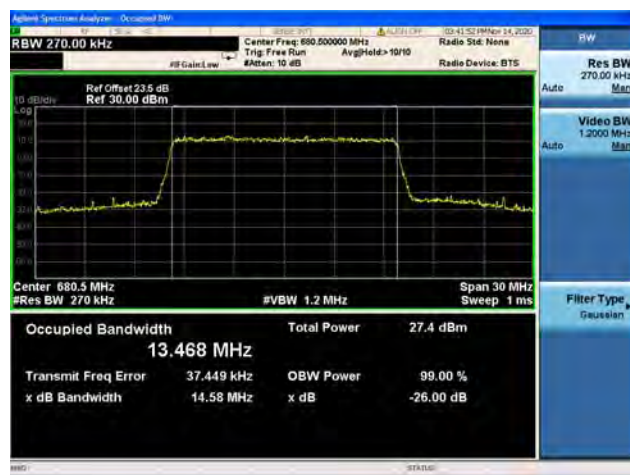
Band71 / 15MHz / Low CH / 64QAM



Band71 / 15MHz / Mid CH / QPSK



Band71 / 15MHz / Mid CH / 16QAM



Band71 / 15MHz / Mid CH / 64QAM





Band71 / 15MHz / High CH / QPSK



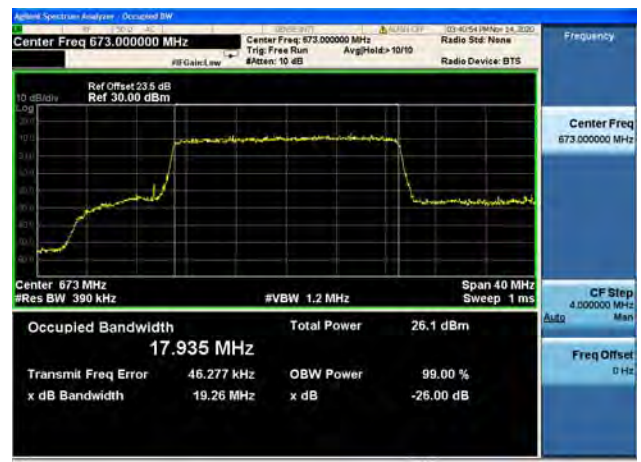
Band71 / 15MHz / High CH / 16QAM



Band71 / 15MHz / High CH / 64QAM



Band71 / 20MHz / Low CH / QPSK



Band71 / 20MHz / Low CH / 16QAM



Band71 / 20MHz / Low CH / 64QAM

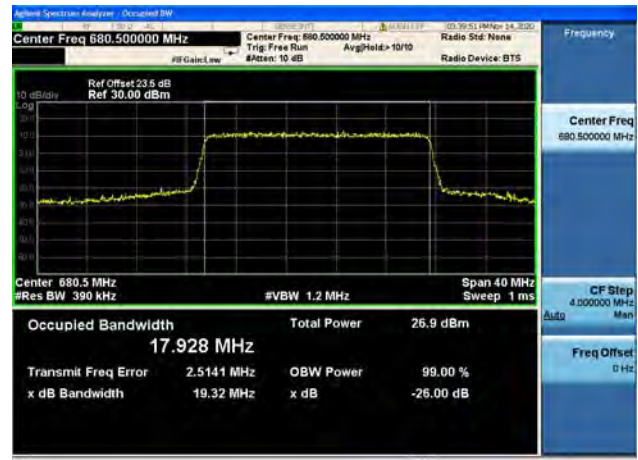




Band71 / 20MHz / Mid CH / QPSK



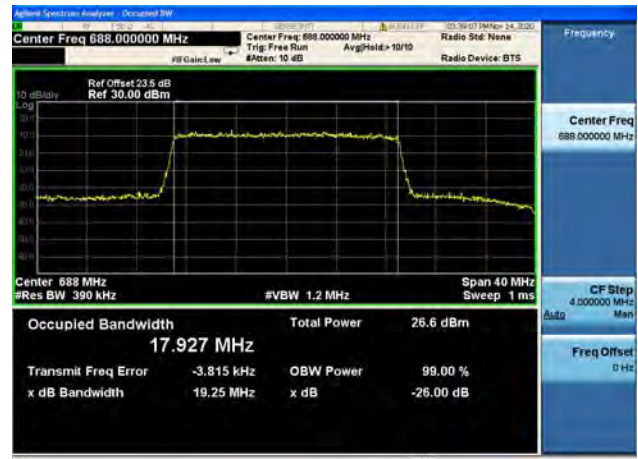
Band71 / 20MHz / Mid CH / 16QAM



Band71 / 20MHz / Mid CH / 64QAM



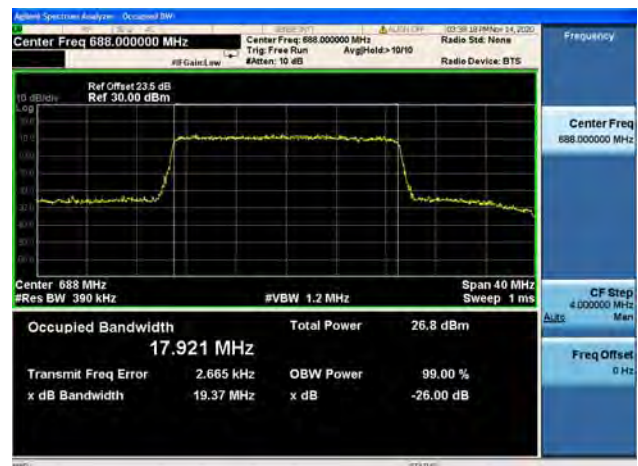
Band71 / 20MHz / High CH / QPSK



Band77 / 20MHz / High CH / 16QAM



Band71 / 20MHz / High CH / 64QAM



2.3. Frequency Stability

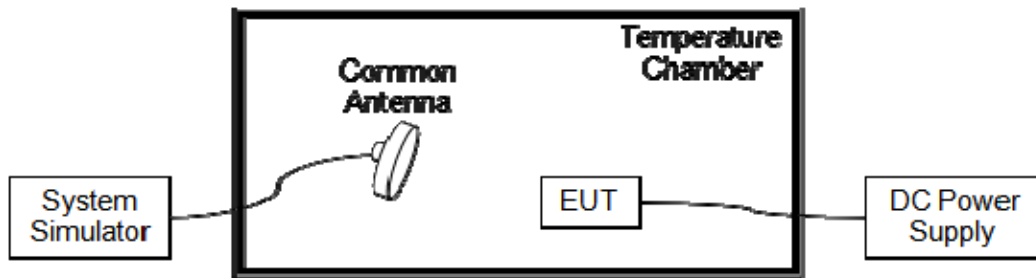
2.3.1. Requirement

According to FCC section 2.1055, 24.235, 27.54, the frequency stability shall be sufficient to ensure that the fundamental emission stays within the authorized frequency block. According to FCC section 2.1055, the test conditions are:

- (a) The temperature is varied from -30°C to $+50^{\circ}\text{C}$ at intervals of not more than 10°C .
- (b) For hand carried battery powered equipment, the primary supply voltage is reduced to the battery operating end point which shall be specified by the manufacture. The supply voltage shall be measured at the input to the cable normally provided with the equipment, or at the power supply terminals if cables are not normally provided.

Note: The operating temperature of EUT is from 0°C to 55°C , which are specified by the applicant.

2.3.2. Test Description



The EUT which is powered by the DC Power Supply directly, is located in the Temperature Chamber. The EUT is commanded by the System Simulator (SS) to operate at the maximum output power. A call is established between the EUT and the SS via a Common Antenna.

2.3.3. Test Procedure

KDB 971168 D01v03 Section 9.0 and ANSI/TIA-603-E-2016.



2.3.4. Test Result

The nominal, highest and lowest extreme voltages are separately 3.87V, 4.45V and 3.45V, which are specified by the applicant; the normal temperature here used is 20°C.

LTE Band 2, QPSK, Channel 18900, Frequency 1880.0MHz					
Limit =Within Authorized Band					
Voltage (%)	Power (VDC)	Temp(°C)	Fre. Dev.(Hz)	Deviation (ppm)	Result
100	3.85	+20 (Ref)	17	0.009	PASS
100		0	-14	-0.007	
100		+10	28	0.015	
100		+20	-16	-0.009	
100		+30	50	0.027	
100		+40	-17	-0.009	
100		+50	47	0.025	
100		+55	15	0.008	
115	4.40	+20	41	0.022	
85	3.30	+20	26	0.014	

LTE Band 4, QPSK, Channel 20175, Frequency 1732.5MHz					
Limit =Within Authorized Band					
Voltage (%)	Power (VDC)	Temp(°C)	Fre. Dev.(Hz)	Deviation (ppm)	Result
100	3.85	+20 (Ref)	21	0.012	PASS
100		0	-11	-0.006	
100		+10	16	0.009	
100		+20	23	0.013	
100		+30	-25	-0.014	
100		+40	23	0.013	
100		+50	-29	-0.017	
100		+55	37	0.021	
115	4.40	+20	11	0.006	
85	3.30	+20	13	0.008	



LTE Band 5, QPSK, Channel 20525, Frequency 836.5MHz Limit=±2.5ppm					
Voltage (%)	Power (VDC)	Temp(°C)	Fre. Dev.(Hz)	Deviation (ppm)	Result
100	3.85	+20 (Ref)	14	0.017	PASS
100		0	10	0.012	
100		+10	25	0.030	
100		+20	29	0.035	
100		+30	-12	-0.014	
100		+40	29	0.035	
100		+50	-20	-0.024	
100		+55	13	0.016	
115		4.40	+20	12	
85	3.30	+20	19	0.023	

LTE Band 12, QPSK, Channel 23095, Frequency 707.5MHz Limit =Within Authorized Band					
Voltage (%)	Power (VDC)	Temp(°C)	Fre. Dev.(Hz)	Deviation (ppm)	Result
100	3.85	+20 (Ref)	13	0.018	PASS
100		0	29	0.041	
100		+10	-19	-0.027	
100		+20	13	0.018	
100		+30	18	0.025	
100		+40	19	0.027	
100		+50	10	0.014	
100		+55	29	0.041	
115		4.40	+20	30	
85	3.30	+20	32	0.045	



LTE Band 13, QPSK, Channel 23230, Frequency 782MHz					
Limit=±2.5ppm					
Voltage (%)	Power (VDC)	Temp(°C)	Fre. Dev.(Hz)	Deviation (ppm)	Result
100	3.85	+20 (Ref)	15	0.019	PASS
100		0	12	0.015	
100		+10	11	0.014	
100		+20	-13	-0.017	
100		+30	30	0.038	
100		+40	18	0.023	
100		+50	11	0.014	
100		+55	20	0.026	
115	4.40	+20	-13	-0.017	
85	3.30	+20	12	0.015	

LTE Band 17, QPSK, Channel 23790, Frequency 710MHz					
Limit =Within Authorized Band					
Voltage (%)	Power (VDC)	Temp(°C)	Fre. Dev.(Hz)	Deviation (ppm)	Result
100	3.85	+20 (Ref)	47	0.066	PASS
100		0	39	0.055	
100		+10	24	0.034	
100		+20	51	0.072	
100		+30	13	0.018	
100		+40	-11	-0.015	
100		+50	-19	-0.027	
100		+55	-16	-0.023	
115	4.40	+20	29	0.041	
85	3.30	+20	37	0.052	



LTE Band 25, QPSK, Channel 26365, Frequency 1882.5MHz Limit =Within Authorized Band					
Voltage (%)	Power (VDC)	Temp(°C)	Fre. Dev.(Hz)	Deviation (ppm)	Result
100	3.85	+20 (Ref)	10	0.005	PASS
100		0	27	0.014	
100		+10	43	0.023	
100		+20	38	0.020	
100		+30	17	0.009	
100		+40	44	0.023	
100		+50	10	0.005	
100		+55	-15	-0.008	
115	4.40	+20	45	0.024	
85	3.30	+20	21	0.011	

LTE Band 26, QPSK, Channel 26915, Frequency 836.5MHz Limit=±2.5ppm					
Voltage (%)	Power (VDC)	Temp(°C)	Fre. Dev.(Hz)	Deviation (ppm)	Result
100	3.85	+20 (Ref)	16	0.019	PASS
100		0	-17	-0.020	
100		+10	41	0.049	
100		+20	-21	-0.025	
100		+30	-18	-0.022	
100		+40	78	0.093	
100		+50	-20	-0.024	
100		+55	44	0.053	
115	4.40	+20	18	0.022	
85	3.30	+20	26	0.031	



LTE Band 41, QPSK, Channel 40620, Frequency 2593MHz Limit =Within Authorized Band					
Voltage (%)	Power (VDC)	Temp(°C)	Fre. Dev.(Hz)	Deviation (ppm)	Result
100	3.85	+20 (Ref)	35	0.013	PASS
100		0	13	0.005	
100		+10	18	0.007	
100		+20	24	0.009	
100		+30	43	0.017	
100		+40	-26	-0.010	
100		+50	26	0.010	
100		+55	21	0.008	
115		4.40	+20	48	
85	3.30	+20	22	0.008	

LTE Band 66, QPSK, Channel 132322, Frequency 1745MHz Limit =Within Authorized Band					
Voltage (%)	Power (VDC)	Temp(°C)	Fre. Dev.(Hz)	Deviation (ppm)	Result
100	3.85	+20 (Ref)	16	0.009	PASS
100		0	-17	-0.010	
100		+10	41	0.023	
100		+20	-21	-0.012	
100		+30	-18	-0.010	
100		+40	78	0.045	
100		+50	-20	-0.011	
100		+55	44	0.025	
115		4.40	+20	18	
85	3.30	+20	17	0.010	



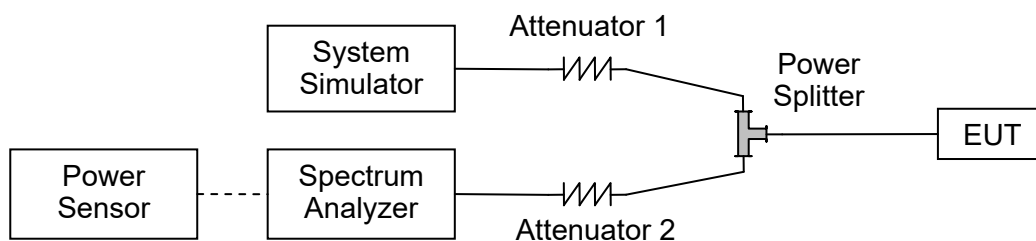
LTE Band 71, QPSK, Channel 133322, Frequency 683MHz Limit=±2.5ppm					
Voltage (%)	Power (VDC)	Temp(°C)	Fre. Dev.(Hz)	Deviation (ppm)	Result
100	3.85	+20 (Ref)	-18	-0.026	PASS
100		0	12	0.018	
100		+10	56	0.082	
100		+20	32	0.047	
100		+30	16	0.024	
100		+40	21	0.031	
100		+50	19	0.028	
100		+55	37	0.054	
115		4.40	+20	53	
85	3.30	+20	28	0.041	

2.4. Peak to Average Ratio

2.4.1. Requirement

According to FCC section 24.232(d) and 27.50(d), the peak to average ratio (PAR) of the transmission may not exceed 13dB.

2.4.2. Test Description



The EUT is coupled to the Spectrum Analyzer (SA) and the System Simulator (SS) with Attenuators through the Power Splitter; the RF load attached to the EUT antenna terminal is 50Ohm; the path loss as the factor is calibrated to correct the reading. The EUT is commanded by the SS to operate at the maximum output power. A call is established between the EUT and the SS.

2.4.3. Test Procedure

KDB 971168 D01v03 Section 5.7 and ANSI/TIA-603-E-2016.

2.4.4. Test Result

Record the maximum PAPR level associated with a probability of 0.1%.



LTE Band 2					
BW(MHz)	Channel Level	Modulation	PAR Radio(dB)	Limit(dB)	Verdict
1.4	Low	QPSK	4.63	<=13	PASS
	Low	16QAM	5.57	<=13	PASS
	Low	64QAM	5.73	<=13	PASS
	Mid	QPSK	5.61	<=13	PASS
	Mid	16QAM	6.08	<=13	PASS
	Mid	64QAM	6.04	<=13	PASS
	High	QPSK	5.54	<=13	PASS
	High	16QAM	6.00	<=13	PASS
	High	64QAM	5.98	<=13	PASS
3	Low	QPSK	4.68	<=13	PASS
	Low	16QAM	5.66	<=13	PASS
	Low	64QAM	5.66	<=13	PASS
	Mid	QPSK	5.26	<=13	PASS
	Mid	16QAM	6.14	<=13	PASS
	Mid	64QAM	6.07	<=13	PASS
	High	QPSK	5.27	<=13	PASS
	High	16QAM	6.09	<=13	PASS
	High	64QAM	5.99	<=13	PASS
5	Low	QPSK	4.84	<=13	PASS
	Low	16QAM	5.73	<=13	PASS
	Low	64QAM	5.72	<=13	PASS
	Mid	QPSK	5.34	<=13	PASS
	Mid	16QAM	6.02	<=13	PASS
	Mid	64QAM	6.00	<=13	PASS
	High	QPSK	5.36	<=13	PASS
	High	16QAM	5.97	<=13	PASS
	High	64QAM	5.95	<=13	PASS
10	Low	QPSK	4.86	<=13	PASS
	Low	16QAM	5.75	<=13	PASS
	Low	64QAM	5.74	<=13	PASS
	Mid	QPSK	5.37	<=13	PASS
	Mid	16QAM	6.07	<=13	PASS
	Mid	64QAM	6.06	<=13	PASS
	High	QPSK	5.37	<=13	PASS
	High	16QAM	6.05	<=13	PASS
	High	64QAM	6.05	<=13	PASS



15	Low	QPSK	4.72	≤ 13	PASS
	Low	16QAM	5.63	≤ 13	PASS
	Low	64QAM	5.61	≤ 13	PASS
	Mid	QPSK	5.45	≤ 13	PASS
	Mid	16QAM	6.07	≤ 13	PASS
	Mid	64QAM	6.06	≤ 13	PASS
	High	QPSK	5.37	≤ 13	PASS
	High	16QAM	6.10	≤ 13	PASS
	High	64QAM	6.09	≤ 13	PASS
20	Low	QPSK	4.99	≤ 13	PASS
	Low	16QAM	5.86	≤ 13	PASS
	Low	64QAM	6.00	≤ 13	PASS
	Mid	QPSK	5.27	≤ 13	PASS
	Mid	16QAM	6.03	≤ 13	PASS
	Mid	64QAM	6.03	≤ 13	PASS
	High	QPSK	5.26	≤ 13	PASS
	High	16QAM	6.04	≤ 13	PASS
	High	64QAM	6.00	≤ 13	PASS



LTE Band 4					
BW(MHz)	Channel Level	Modulation	PAR Radio(dB)	Limit(dB)	Verdict
1.4	Low	QPSK	5.51	<=13	PASS
	Low	16QAM	6.03	<=13	PASS
	Low	64QAM	6.03	<=13	PASS
	Mid	QPSK	5.55	<=13	PASS
	Mid	16QAM	6.06	<=13	PASS
	Mid	64QAM	6.02	<=13	PASS
	High	QPSK	5.53	<=13	PASS
	High	16QAM	6.05	<=13	PASS
	High	64QAM	6.06	<=13	PASS
3	Low	QPSK	5.24	<=13	PASS
	Low	16QAM	6.02	<=13	PASS
	Low	64QAM	5.96	<=13	PASS
	Mid	QPSK	5.36	<=13	PASS
	Mid	16QAM	6.05	<=13	PASS
	Mid	64QAM	5.98	<=13	PASS
	High	QPSK	5.27	<=13	PASS
	High	16QAM	6.06	<=13	PASS
	High	64QAM	5.97	<=13	PASS
5	Low	QPSK	5.29	<=13	PASS
	Low	16QAM	5.97	<=13	PASS
	Low	64QAM	5.97	<=13	PASS
	Mid	QPSK	5.41	<=13	PASS
	Mid	16QAM	6.00	<=13	PASS
	Mid	64QAM	5.98	<=13	PASS
	High	QPSK	5.35	<=13	PASS
	High	16QAM	6.01	<=13	PASS
	High	64QAM	5.97	<=13	PASS
10	Low	QPSK	5.36	<=13	PASS
	Low	16QAM	5.98	<=13	PASS
	Low	64QAM	6.01	<=13	PASS
	Mid	QPSK	5.33	<=13	PASS
	Mid	16QAM	6.00	<=13	PASS
	Mid	64QAM	6.00	<=13	PASS
	High	QPSK	5.36	<=13	PASS
	High	16QAM	6.06	<=13	PASS
	High	64QAM	6.06	<=13	PASS



15	Low	QPSK	5.29	<=13	PASS
	Low	16QAM	5.98	<=13	PASS
	Low	64QAM	5.99	<=13	PASS
	Mid	QPSK	5.33	<=13	PASS
	Mid	16QAM	6.01	<=13	PASS
	Mid	64QAM	6.01	<=13	PASS
	High	QPSK	5.40	<=13	PASS
	High	16QAM	6.08	<=13	PASS
	High	64QAM	6.08	<=13	PASS
20	Low	QPSK	5.22	<=13	PASS
	Low	16QAM	6.00	<=13	PASS
	Low	64QAM	5.98	<=13	PASS
	Mid	QPSK	5.37	<=13	PASS
	Mid	16QAM	5.98	<=13	PASS
	Mid	64QAM	5.98	<=13	PASS
	High	QPSK	5.23	<=13	PASS
	High	16QAM	6.01	<=13	PASS
	High	64QAM	5.98	<=13	PASS



LTE Band 25					
BW(MHz)	Channel Level	Modulation	PAR Radio(dB)	Limit(dB)	Verdict
1.4	Low	QPSK	3.71	<=13	PASS
	Low	16QAM	4.58	<=13	PASS
	Low	64QAM	4.62	<=13	PASS
	Mid	QPSK	4.41	<=13	PASS
	Mid	16QAM	5.36	<=13	PASS
	Mid	64QAM	5.42	<=13	PASS
	High	QPSK	4.46	<=13	PASS
	High	16QAM	5.32	<=13	PASS
	High	64QAM	5.36	<=13	PASS
3	Low	QPSK	3.82	<=13	PASS
	Low	16QAM	4.83	<=13	PASS
	Low	64QAM	4.79	<=13	PASS
	Mid	QPSK	4.61	<=13	PASS
	Mid	16QAM	5.55	<=13	PASS
	Mid	64QAM	5.57	<=13	PASS
	High	QPSK	4.67	<=13	PASS
	High	16QAM	5.55	<=13	PASS
	High	64QAM	5.53	<=13	PASS
5	Low	QPSK	4.44	<=13	PASS
	Low	16QAM	5.31	<=13	PASS
	Low	64QAM	5.29	<=13	PASS
	Mid	QPSK	4.87	<=13	PASS
	Mid	16QAM	5.69	<=13	PASS
	Mid	64QAM	5.71	<=13	PASS
	High	QPSK	4.93	<=13	PASS
	High	16QAM	5.71	<=13	PASS
	High	64QAM	5.70	<=13	PASS
10	Low	QPSK	4.95	<=13	PASS
	Low	16QAM	5.74	<=13	PASS
	Low	64QAM	5.78	<=13	PASS
	Mid	QPSK	4.92	<=13	PASS
	Mid	16QAM	5.74	<=13	PASS
	Mid	64QAM	5.77	<=13	PASS
	High	QPSK	4.83	<=13	PASS
	High	16QAM	5.75	<=13	PASS
	High	64QAM	5.74	<=13	PASS



15	Low	QPSK	4.93	≤ 13	PASS
	Low	16QAM	5.82	≤ 13	PASS
	Low	64QAM	5.81	≤ 13	PASS
	Mid	QPSK	4.86	≤ 13	PASS
	Mid	16QAM	5.68	≤ 13	PASS
	Mid	64QAM	5.68	≤ 13	PASS
	High	QPSK	4.84	≤ 13	PASS
	High	16QAM	5.72	≤ 13	PASS
	High	64QAM	5.74	≤ 13	PASS
20	Low	QPSK	5.11	≤ 13	PASS
	Low	16QAM	5.92	≤ 13	PASS
	Low	64QAM	6.03	≤ 13	PASS
	Mid	QPSK	4.89	≤ 13	PASS
	Mid	16QAM	5.79	≤ 13	PASS
	Mid	64QAM	5.76	≤ 13	PASS
	High	QPSK	5.70	≤ 13	PASS
	High	16QAM	6.00	≤ 13	PASS
	High	64QAM	6.01	≤ 13	PASS



LTE Band 66					
BW(MHz)	Channel Level	Modulation	PAR Radio(dB)	Limit(dB)	Verdict
1.4	Low	QPSK	7.08	<=13	PASS
	Low	16QAM	7.16	<=13	PASS
	Low	64QAM	7.24	<=13	PASS
	Mid	QPSK	5.23	<=13	PASS
	Mid	16QAM	5.73	<=13	PASS
	Mid	64QAM	6.27	<=13	PASS
	High	QPSK	6.94	<=13	PASS
	High	16QAM	7.06	<=13	PASS
	High	64QAM	7.14	<=13	PASS
3	Low	QPSK	7.17	<=13	PASS
	Low	16QAM	7.43	<=13	PASS
	Low	64QAM	7.13	<=13	PASS
	Mid	QPSK	5.10	<=13	PASS
	Mid	16QAM	6.13	<=13	PASS
	Mid	64QAM	6.47	<=13	PASS
	High	QPSK	6.72	<=13	PASS
	High	16QAM	6.93	<=13	PASS
	High	64QAM	6.96	<=13	PASS
5	Low	QPSK	6.98	<=13	PASS
	Low	16QAM	7.20	<=13	PASS
	Low	64QAM	7.34	<=13	PASS
	Mid	QPSK	5.13	<=13	PASS
	Mid	16QAM	5.67	<=13	PASS
	Mid	64QAM	7.09	<=13	PASS
	High	QPSK	6.91	<=13	PASS
	High	16QAM	7.09	<=13	PASS
	High	64QAM	7.05	<=13	PASS
10	Low	QPSK	7.34	<=13	PASS
	Low	16QAM	7.32	<=13	PASS
	Low	64QAM	7.13	<=13	PASS
	Mid	QPSK	7.01	<=13	PASS
	Mid	16QAM	7.20	<=13	PASS
	Mid	64QAM	7.19	<=13	PASS
	High	QPSK	6.96	<=13	PASS
	High	16QAM	7.28	<=13	PASS
	High	64QAM	7.13	<=13	PASS



15	Low	QPSK	6.97	<=13	PASS
	Low	16QAM	7.27	<=13	PASS
	Low	64QAM	6.91	<=13	PASS
	Mid	QPSK	7.08	<=13	PASS
	Mid	16QAM	7.13	<=13	PASS
	Mid	64QAM	7.16	<=13	PASS
	High	QPSK	7.10	<=13	PASS
	High	16QAM	7.07	<=13	PASS
	High	64QAM	7.08	<=13	PASS
20	Low	QPSK	6.92	<=13	PASS
	Low	16QAM	6.97	<=13	PASS
	Low	64QAM	7.10	<=13	PASS
	Mid	QPSK	7.33	<=13	PASS
	Mid	16QAM	7.23	<=13	PASS
	Mid	64QAM	7.30	<=13	PASS
	High	QPSK	7.19	<=13	PASS
	High	16QAM	7.49	<=13	PASS
	High	64QAM	7.19	<=13	PASS



Band2 / 1.4MHz / Low CH / QPSK



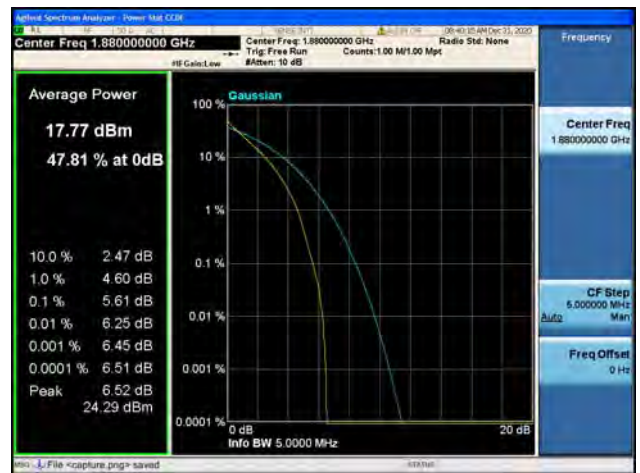
Band2 / 1.4MHz / Low CH / 16QAM



Band2 / 1.4MHz / Low CH / 64QAM



Band2 / 1.4MHz / Mid CH / QPSK



Band2 / 1.4MHz / Mid CH / 16QAM

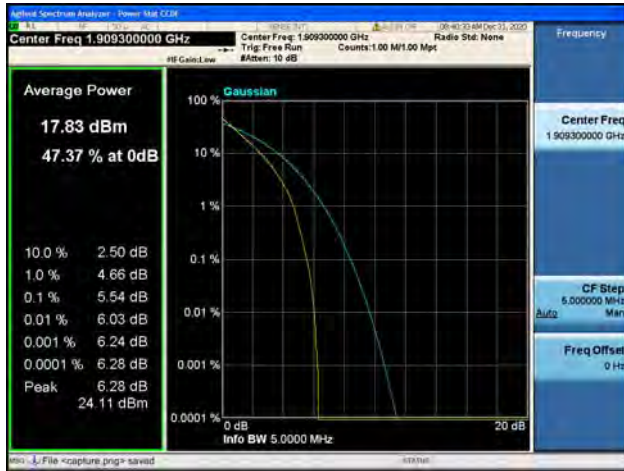


Band2 / 1.4MHz / Mid CH / 64QAM





Band2 / 1.4MHz / High CH / QPSK



Band2 / 1.4MHz / High CH / 16QAM



Band2 / 1.4MHz / High CH / 64QAM



Band2 / 3MHz / Low CH / QPSK



Band2 / 3MHz / Low CH / 16QAM

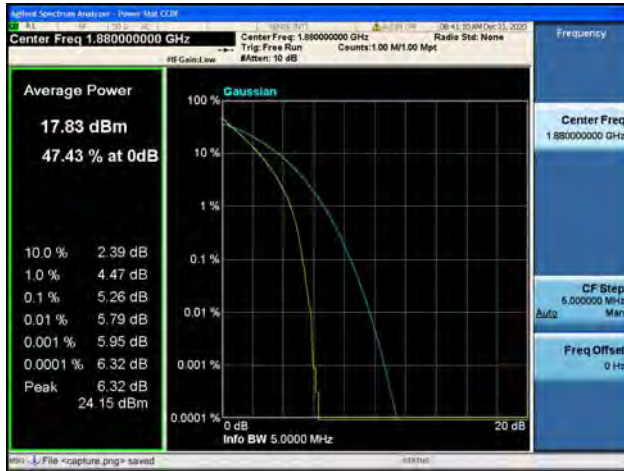


Band2 / 3MHz / Low CH / 64QAM





Band2 / 3MHz / Mid CH / QPSK



Band2 / 3MHz / Mid CH / 16QAM



Band2 / 3MHz / Mid CH / 64QAM



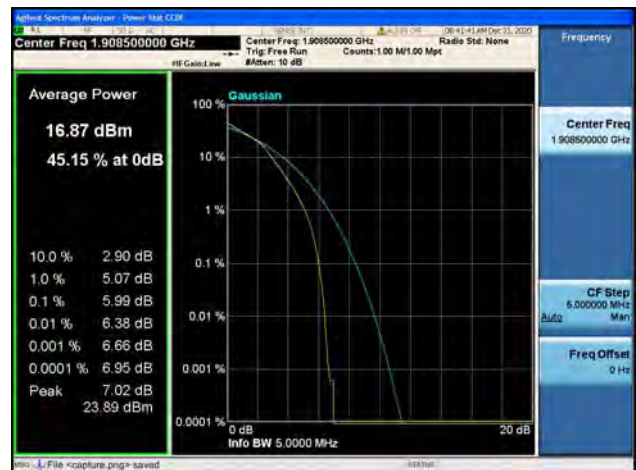
Band2 / 3MHz / High CH / QPSK



Band2 / 3MHz / High CH / 16QAM



Band2 / 3MHz / High CH / 64QAM





Band2 / 5MHz / Low CH / QPSK



Band2 / 5MHz / Low CH / 16QAM



Band2 / 5MHz / Low CH / 64QAM



Band2 / 5MHz / Mid CH / QPSK



Band2 / 5MHz / Mid CH / 16QAM



Band2 / 5MHz / Mid CH / 64QAM





Band2 / 5MHz / High CH / QPSK



Band2 / 5MHz / High CH / 16QAM



Band2 / 5MHz / High CH / 64QAM



Band2 / 10MHz / Low CH / QPSK



Band2 / 10MHz / Low CH / 16QAM

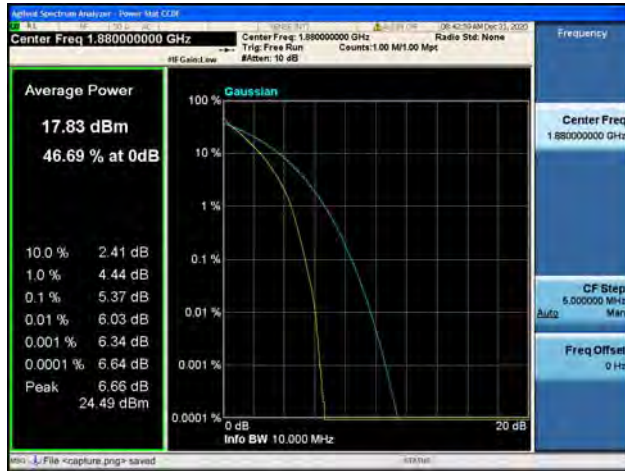


Band2 / 10MHz / Low CH / 64QAM





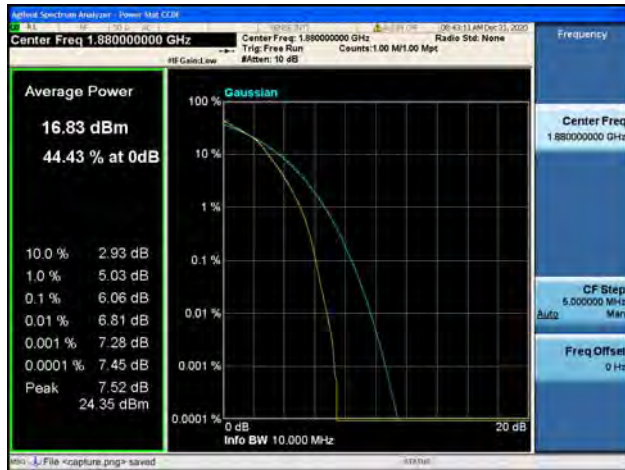
Band2 / 10MHz / Mid CH / QPSK



Band2 / 10MHz / Mid CH / 16QAM



Band2 / 10MHz / Mid CH / 64QAM



Band2 / 10MHz / High CH / QPSK



Band2 / 10MHz / High CH / 16QAM



Band2 / 10MHz / High CH / 64QAM





Band2 / 15MHz / Low CH / QPSK



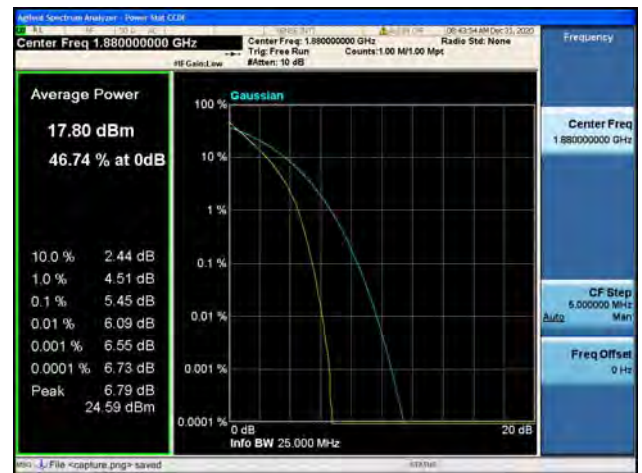
Band2 / 15MHz / Low CH / 16QAM



Band2 / 15MHz / Low CH / 64QAM



Band2 / 15MHz / Mid CH / QPSK



Band2 / 15MHz / Mid CH / 16QAM



Band2 / 15MHz / Mid CH / 64QAM

