70mm

98mm

YEELIGHT

YEELIGHT SMART LED STRIP LIGHTS | 5M/16.4ft

EN

Product Overview

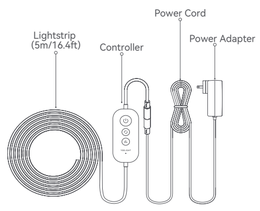

Note: Illustrations of product, accessories, and user interface in the user manual are for reference purposes only. Actual product and functions may vary due to product enhancement.

EN

Installing Your Device

- Before you install

1. Unpack the box and check all items that are included.
2. Make sure to power on the strip light and confirm if it lights up.

- Installing Steps

1. Wipe the surface to ensure it is clean and dry, then adhere the strip light to the mounting surface and press it firmly.

2. Then adhere the strip light to the mounting surface and press it firmly.

3. Peel off the protective film on the control box and stick it, placing the control box close to the music source for optimal sound effects.

4. Turn on the power of the strip light and begin using it.

EN

Device Resetting

Press and hold the Power button for 5 seconds within one minute after powering on the device. When the device breaths in blue light, it will start to restore the factory settings. When the light changes to rainbow streamer, it means that the device has been successfully reset.
* When connecting the device to a new phone, you need to reset the device.

Pairing Your Device with Yeelight Fun App

1. Download the Yeelight Fun app from the app store.

Download on the App Store | GET IT ON Google Play

2. Ensure that the device has been powered on and reset successfully.
3. Turn on Bluetooth on your smartphone.
4. Open the app and follow the onscreen instrutions to complete pairing.

matter
1234-567-8901
9876-543-21-0

EN

Description of Button Functions

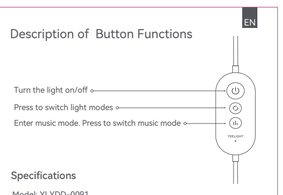

Specifications

Model: YLYDD-0091
Power Factor: 0.5
Power: 12W
Rated Input: 24V⎓0.5A
Rated Input (with Adapter): 100-240V~50/60Hz
Operating Temperature: -10℃ to 25℃
Operation Frequency: 2402-2480 MHz
Size: 5m/16.4ft
Replaceable control gear by an end-user.
Made in China

Matter-compatible smart home hubs also function as Thread Border Routers:
Apple: Apple HomePod mini, Apple HomePod (2nd generation),
Apple TV 4K (2nd generation and 3rd generation WiFi + Ethernet 128GB model)
Google: Nest Wifi Pro (Wi-Fi 6E), Nest Hub (2nd gen), Nest Hub Max
Amazon Echo (4th Gen).

EN

Customer service

warranty: 12-Month Limited warranty
Support: Lifetime Technical Support
Email: support@yeelight.com
Official website: https://en.yeelight.com

Warnings & Cautions

- For indoor use only.
- Do not use the lightstrip when covered or recessed into a surface.
- Do not bend the LED inside the lightstrip more than 90 degrees to avoid damaging the product.
- Do not open or cut the lightstrip.
- Do not connect parts of this lightstrip with parts of another manufacturer's lightstrip.
- Interconnection shall be made only by the use of the supplied connectors.
- Any open ends must be sealed-off before use.
- The LED lightstrip should be used with the provided LED driver only.
- To prevent early product failures, the product should only be used in environments with a temperature range of 14 to 77°F (-10 to 25℃).
- The product is not water resistant, be cautions when installing and using.

EN

- Do not allow children to install the strip light alone.
- Unroll the strip lights before powering on.
- The light source of this luminaire is not replaceable; when the light source reaches its end of life the whole luminaire shall be replaced.
- Under normal use of condition, this equipment should be kept a seperation distance of at least 20cm between the antenna and the body of the user.
- This lightstrip is not suitable for general indoor lighting, and can only be used for decorative purposes.

Replaceable control gear by an end-user.

Manufacturer: Qingdao Yeelink Information Technology Co., Ltd.
Address: 10F-B4, Building B, Qingdao International Innovation Park, No.1 Keyuan Weiyi Road, Laoshan District, Qingdao City, Shandong Province, P.R.China
Learn more at https://en.yeelight.com
© 2020 Yeelink corporation, all rights reserved. Yeelight and its logo are trademarks of Yeelink corporation, registered in the US, EU and other countries. All other trademarks are property of their respective owners.

EN

FCC Compliance Statement

This device complies with part 15 of the FCC Rules. Operation is subject to the following two conditions: (1) This device may not cause harmful interference, and (2) this device must accept any interference received, including interference that may cause undesired operation.
Caution: Changes or modifications to this unit not expressly approved by the party responsible for compliance could void the user's authority to operate the equipment.
This device contains licence-exempt transmitter(s)/receiver(s) that comply with Innovation, Science and Economic Development Canada's licence-exempt RSS(s). Operation is subject to the following two conditions:
(1) This device may not cause interference.
(2) This device must accept any interference, including interference that may cause undesired operation of the device.
NOTE: This equipment has been tested and found to comply with the limits for a Class B digital device, pursuant to part 15 of the FCC Rules. These limits are designed to provide reasonable protection against harmful interference in a residential installation. This equipment generates, uses and can radiate radio frequency energy and, if not installed and used in accordance with the instructions, may cause harmful interference to radio communications. However, there is no guarantee that interference will not occur in a particular installation. If this equipment does cause harmful interference to radio or television reception, which can be determined by turning the equipment off and on, the user is encouraged to try to correct the interference by one or more of the following measures:

EN

—Reorient or relocate the receiving antenna.
—Increase the separation between the equipment and receiver.
—Connect the equipment into an outlet on a circuit different from that to which the receiver is connected.
—Consult the dealer or an experienced radio/TV technician for help.
To satisfy FCC&IC RF exposure requirements, a separation distance of 20 cm or more should be maintained between the antenna of this device and persons during device operation.
To ensure compliance, operations at closer than this distance is not recommended.
Limited by local law regulations, version for North America does not have region selection option.

Supplier's Declaration of Conformity

Under FCC Part 15 SDoC procedure
Product Description: Yeelight SMART LED Strip Lights
Model Number: YLYDD-0091
Trade Name: YEELIGHT
Responsible Party in USA: Yeelight Technology LLC
Testing Laboratory:Intertek Testing Services (Shanghai FTZ) Co., Ltd.
Addendum to the Test Report: 2411B2330SHA-001
FCC ID: 2ABEU-YLYDD0091
For and on behalf of Responsible Party

70mm

98mm

YEELIGHT

YEELIGHT SMART LED STRIP LIGHTS | 10m/32.8ft

EN

Product Overview

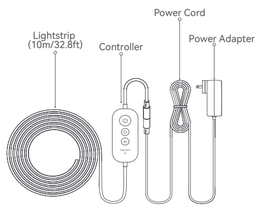

Note: Illustrations of product, accessories, and user interface in the user manual are for reference purposes only. Actual product and functions may vary due to product enhancement.

EN

Installing Your Device

- Before you install

1. Unpack the box and check all items that are included.
2. Make sure to power on the strip light and confirm if it lights up.

- Installing Steps

1. Wipe the surface to ensure it is clean and dry, then adhere the strip light to the mounting surface and press it firmly.

2. Then adhere the strip light to the mounting surface and press it firmly.

3. Peel off the protective film on the control box and stick it, placing the control box close to the music source for optimal sound effects.

4. Turn on the power of the strip light and begin using it.

EN

Device Resetting

Press and hold the Power button for 5 seconds within one minute after powering on the device. When the device breaths in blue light, it will start to restore the factory settings. When the light changes to rainbow streamer, it means that the device has been successfully reset.
* When connecting the device to a new phone, you need to reset the device.

Pairing Your Device with Yeelight Fun App

1. Download the Yeelight Fun app from the app store.

Download on the App Store | GET IT ON Google Play

2. Ensure that the device has been powered on and reset successfully.
3. Turn on Bluetooth on your smartphone.
4. Open the app and follow the onscreen instrutions to complete pairing.

matter
1234-567-8901
9876-543-21-0

EN

Description of Button Functions

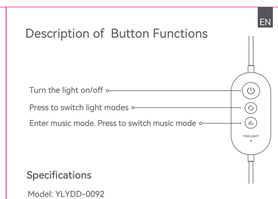

Specifications

Model: YLYDD-0092
Power Factor: 0.5
Power: 24W
Rated Input: 24V⎓1A
Rated Input (with Adapter): 100-240V~50/60Hz
Operating Temperature: -10℃ to 25℃
Operation Frequency: 2402-2480 MHz
Size: 10m/32.8ft
Replaceable control gear by an end-user.
Made in China

Matter-compatible smart home hubs also function as Thread Border Routers:
Apple: Apple HomePod mini, Apple HomePod (2nd generation),
Apple TV 4K (2nd generation and 3rd generation WiFi + Ethernet 128GB model)
Google: Nest Wifi Pro (Wi-Fi 6E), Nest Hub (2nd gen), Nest Hub Max
Amazon:Echo (4th Gen).

EN

Customer service

warranty: 12-Month Limited warranty
Support: Lifetime Technical Support
Email: support@yeelight.com
Official website: https://en.yeelight.com

Warnings & Cautions

- For indoor use only.
- Do not use the lightstrip when covered or recessed into a surface.
- Do not bend the LED inside the lightstrip more than 90 degrees to avoid damaging the product.
- Do not open or cut the lightstrip.
- Do not connect parts of this lightstrip with parts of another manufacturer's lightstrip.
- Interconnection shall be made only by the use of the supplied connectors.
- Any open ends must be sealed-off before use.
- The LED lightstrip should be used with the provided LED driver only.
- To prevent early product failures, the product should only be used in environments with a temperature range of 14 to 77°F (-10 to 25℃).
- The product is not water resistant, be cautions when installing and using.

EN

- Do not allow children to install the strip light alone.
- Unroll the strip lights before powering on.
- The light source of this luminaire is not replaceable; when the light source reaches its end of life the whole luminaire shall be replaced.
- Under normal use of condition, this equipment should be kept a seperation distance of at least 20cm between the antenna and the body of the user.
- This lightstrip is not suitable for general indoor lighting, and can only be used for decorative purposes.

Replaceable control gear by an end-user.

Manufacturer: Qingdao Yeelink Information Technology Co., Ltd.
Address: 10F-B4, Building B, Qingdao International Innovation Park, No.1 Keyuan Weiyi Road, Laoshan District, Qingdao City, Shandong Province, P.R.China
Learn more at https://en.yeelight.com
© 2020 Yeelink corporation, all rights reserved. Yeelight and its logo are trademarks of Yeelink corporation, registered in the US, EU and other countries. All other trademarks are property of their respective owners.

EN

FCC Compliance Statement

This device complies with part 15 of the FCC Rules. Operation is subject to the following two conditions: (1) This device may not cause harmful interference, and (2) this device must accept any interference received, including interference that may cause undesired operation.
Caution: Changes or modifications to this unit not expressly approved by the party responsible for compliance could void the user's authority to operate the equipment.
This device contains licence-exempt transmitter(s)/receiver(s) that comply with Innovation, Science and Economic Development Canada's licence-exempt RSS(s). Operation is subject to the following two conditions:
(1) This device may not cause interference.
(2) This device must accept any interference, including interference that may cause undesired operation of the device.
NOTE: This equipment has been tested and found to comply with the limits for a Class B digital device, pursuant to part 15 of the FCC Rules. These limits are designed to provide reasonable protection against harmful interference in a residential installation. This equipment generates, uses and can radiate radio frequency energy and, if not installed and used in accordance with the instructions, may cause harmful interference to radio communications. However, there is no guarantee that interference will not occur in a particular installation. If this equipment does cause harmful interference to radio or television reception, which can be determined by turning the equipment off and on, the user is encouraged to try to correct the interference by one or more of the following measures:

EN

—Reorient or relocate the receiving antenna.
—Increase the separation between the equipment and receiver.
—Connect the equipment into an outlet on a circuit different from that to which the receiver is connected.
—Consult the dealer or an experienced radio/TV technician for help.
To satisfy FCC&IC RF exposure requirements, a separation distance of 20 cm or more should be maintained between the antenna of this device and persons during device operation.
To ensure compliance, operations at closer than this distance is not recommended.
Limited by local law regulations, version for North America does not have region selection option.

Supplier's Declaration of Conformity

Under FCC Part 15 SDoC procedure
Product Description: Yeelight SMART LED Strip Lights
Model Number: YLYDD-0092
Trade Name: YEELIGHT
Responsible Party in USA: Yeelight Technology LLC
Testing Laboratory:Intertek Testing Services (Shanghai FTZ) Co., Ltd.
Addendum to the Test Report: 2411B2330SHA-001
FCC ID: 2ABEU-YLYDD0091
For and on behalf of Responsible Party

70mm

98mm

YEELIGHT

YEELIGHT SMART LED STRIP LIGHTS | 20m/65.6ft

EN

Product Overview

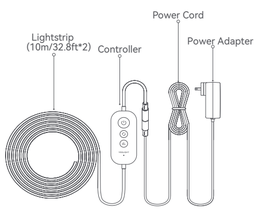

Note: Illustrations of product, accessories, and user interface in the user manual are for reference purposes only. Actual product and functions may vary due to product enhancement.

EN

Installing Your Device

- Before you install

1. Unpack the box and check all items that are included.
2. Make sure to power on the strip light and confirm if it lights up.

- Installing Steps

1. Wipe the surface to ensure it is clean and dry, then adhere the strip light to the mounting surface and press it firmly.

2. Then adhere the strip light to the mounting surface and press it firmly.

3. Peel off the protective film on the control box and stick it, placing the control box close to the music source for optimal sound effects.

4. Turn on the power of the strip light and begin using it.

EN

Device Resetting

Press and hold the Power button for 5 seconds within one minute after powering on the device. When the device breaths in blue light, it will start to restore the factory settings. When the light changes to rainbow streamer, it means that the device has been successfully reset.
* When connecting the device to a new phone, you need to reset the device.

Pairing Your Device with Yeelight Fun App

1. Download the Yeelight Fun app from the app store.

Download on the App Store | GET IT ON Google Play

2. Ensure that the device has been powered on and reset successfully.
3. Turn on Bluetooth on your smartphone.
4. Open the app and follow the onscreen instrutions to complete pairing.

matter
1234-567-8901
9876-543-21-0

EN

Description of Button Functions

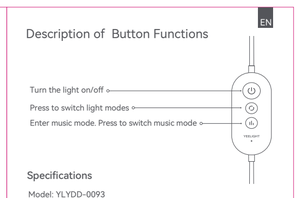

Specifications

Model: YLYDD-0093
Power Factor: 0.5
Power: 48W
Rated Input: 24V⎓2A
Rated Input (with Adapter): 100-240V~50/60Hz
Operating Temperature: -10℃ to 25℃
Operation Frequency: 2402-2480 MHz
Size: 20m/65.6ft
Replaceable control gear by an end-user.
Made in China

Matter-compatible smart home hubs also function as Thread Border Routers:
Apple: Apple HomePod mini, Apple HomePod (2nd generation),
Apple TV 4K (2nd generation and 3rd generation WiFi + Ethernet 128GB model)
Google: Nest Wifi Pro (Wi-Fi 6E), Nest Hub (2nd gen), Nest Hub Max
Amazon:Echo (4th Gen).

EN

Customer service

warranty: 12-Month Limited warranty
Support: Lifetime Technical Support
Email: support@yeelight.com
Official website: https://en.yeelight.com

Warnings & Cautions

- For indoor use only.
- Do not use the lightstrip when covered or recessed into a surface.
- Do not bend the LED inside the lightstrip more than 90 degrees to avoid damaging the product.
- Do not open or cut the lightstrip.
- Do not connect parts of this lightstrip with parts of another manufacturer's lightstrip.
- Interconnection shall be made only by the use of the supplied connectors.
- Any open ends must be sealed-off before use.
- The LED lightstrip should be used with the provided LED driver only.
- To prevent early product failures, the product should only be used in environments with a temperature range of 14 to 77°F (-10 to 25℃).
- The product is not water resistant, be cautions when installing and using.

EN

- Do not allow children to install the strip light alone.
- Unroll the strip lights before powering on.
- The light source of this luminaire is not replaceable; when the light source reaches its end of life the whole luminaire shall be replaced.
- Under normal use of condition, this equipment should be kept a seperation distance of at least 20cm between the antenna and the body of the user.
- This lightstrip is not suitable for general indoor lighting, and can only be used for decorative purposes.

Replaceable control gear by an end-user.

Manufacturer: Qingdao Yeelink Information Technology Co., Ltd.
Address: 10F-B4, Building B, Qingdao International Innovation Park, No.1 Keyuan Weiyi Road, Laoshan District, Qingdao City, Shandong Province, P.R.China
Learn more at https://en.yeelight.com
© 2020 Yeelink corporation, all rights reserved. Yeelight and its logo are trademarks of Yeelink corporation, registered in the US, EU and other countries. All other trademarks are property of their respective owners.

EN

FCC Compliance Statement

This device complies with part 15 of the FCC Rules. Operation is subject to the following two conditions: (1) This device may not cause harmful interference, and (2) this device must accept any interference received, including interference that may cause undesired operation.
Caution: Changes or modifications to this unit not expressly approved by the party responsible for compliance could void the user's authority to operate the equipment.
This device contains licence-exempt transmitter(s)/receiver(s) that comply with Innovation, Science and Economic Development Canada's licence-exempt RSS(s). Operation is subject to the following two conditions:
(1) This device may not cause interference.
(2) This device must accept any interference, including interference that may cause undesired operation of the device.
NOTE: This equipment has been tested and found to comply with the limits for a Class B digital device, pursuant to part 15 of the FCC Rules. These limits are designed to provide reasonable protection against harmful interference in a residential installation. This equipment generates, uses and can radiate radio frequency energy and, if not installed and used in accordance with the instructions, may cause harmful interference to radio communications. However, there is no guarantee that interference will not occur in a particular installation. If this equipment does cause harmful interference to radio or television reception, which can be determined by turning the equipment off and on, the user is encouraged to try to correct the interference by one or more of the following measures:

EN

—Reorient or relocate the receiving antenna.
—Increase the separation between the equipment and receiver.
—Connect the equipment into an outlet on a circuit different from that to which the receiver is connected.
—Consult the dealer or an experienced radio/TV technician for help.
To satisfy FCC&IC RF exposure requirements, a separation distance of 20 cm or more should be maintained between the antenna of this device and persons during device operation.
To ensure compliance, operations at closer than this distance is not recommended.
Limited by local law regulations, version for North America does not have region selection option.

Supplier's Declaration of Conformity

Under FCC Part 15 SDoC procedure
Product Description: Yeelight SMART LED Strip Lights
Model Number: YLYDD-0093
Trade Name: YEELIGHT
Responsible Party in USA: Yeelight Technology LLC
Testing Laboratory:Intertek Testing Services (Shanghai FTZ) Co., Ltd.
Addendum to the Test Report: 2411B2330SHA-001
FCC ID: 2ABEU-YLYDD0091
For and on behalf of Responsible Party