

ANNEX A TEST SETUP PHOTOS

PHOTO 1

Conducted Emission



PHOTO 2

Radiated Emission
(Below 1GHz)




PHOTO 3

Radiated Emission
(Above 1GHz)





PHOTO 4

Radiated Emission
(9kHz to 30MHz)



--- End ---