



SPECIFICATIONS FOR APPROVAL

Customer Name: SHENZHEN ELECTRON TECHNOLOGY CO.,LTD

Product Name: WIFI Antenna

Product Model: NW3293

Part Number: LJF02-22061610-R0A

Write By : Huxuwen

Issued Date: 2022-06-16

CUSTOMER

ENGINEER R&D DEPT	BUSSINESS DEPT	APPROVAL

LEJIN

R&D DEPT	ENGINEER DEPT	APPROVAL

REV	MODIFIED DESCRIPTION	DATE	REMARK
V1.0	Initial Draft Release	2022/06/16	



Index

1. Cover	1
2. Index	2
3. Product Specification	3
4. Test Equipment & Conditions	3
5. Test Report	4
6. Reliability Test	5
7. Assemble type	6
8. Product Drawing	7



3.Product Specification

A. Electrical Characteristics	
Frequency	2400MHz ~2500 MHz 5150MHz ~5850 MHz
VSWR	<2.0
Efficiency	≥40%
Impedance	50Ohm
Polarization	Linear
Gain(2.4GHz)	≤2.0dBi
Gain(5.8GHz)	≤2.5dBi
B. Material & Mechanical Characteristics	
Material of Radiator	FPC(White),LJWF51AA
Cable Type	Φ1.13mm,L355mm,Black
Connector Type	IPX1
Dimension	40.0*18.0mm
C. Environmental	
Operation Temperature	- 20 °C ~ + 70 °C
Storage Temperature	- 30 °C ~ + 85 °C
Humidity	40%~95%

4.Test Equipment & Conditions

- 1.Network Analyzers Agilent 8753D/5071C
- 2.HSPA and LTE protocol test set R&S CMW500 -PT
- 3.Communications Test Set Agilent 8960
- 4.3D Chamber Test System

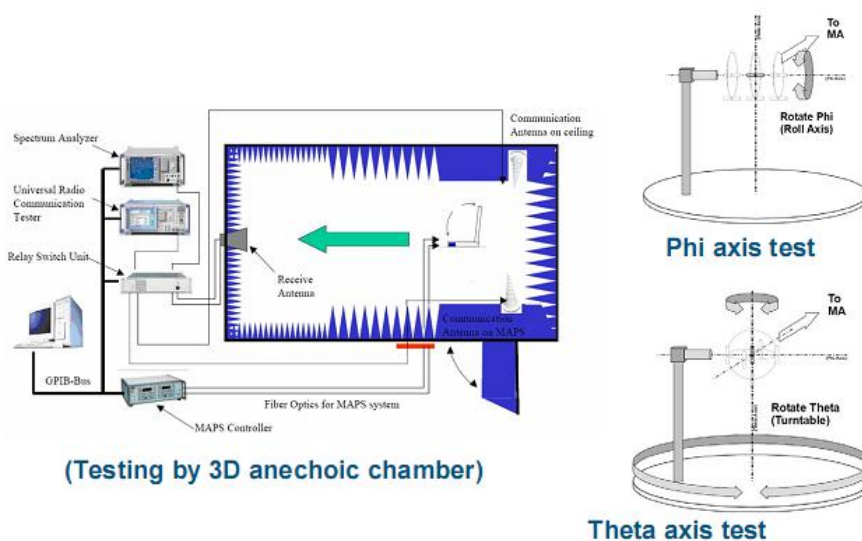


Chart 1 Test topology



5. Test Report

5.1 Voltage Standing Wave Ratio(VSWR).

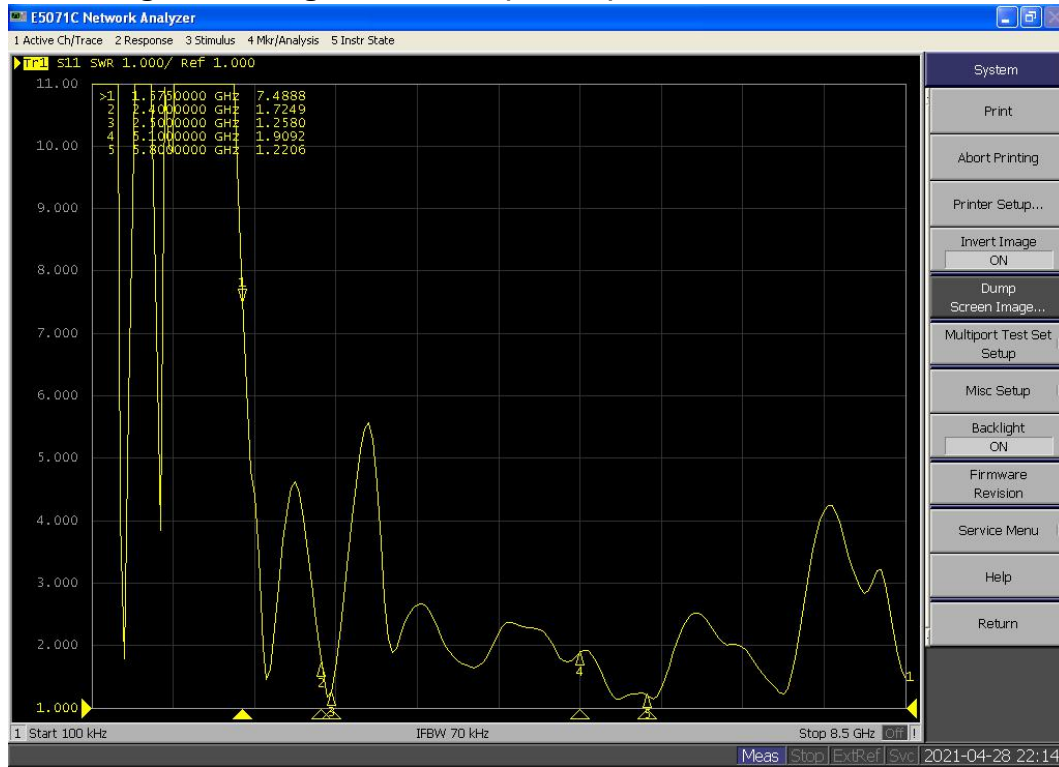


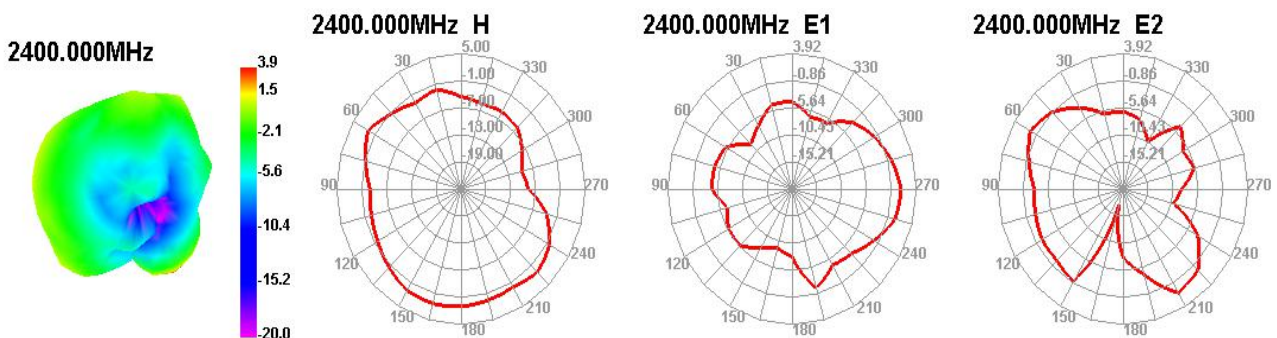
Chart 2 VSWR

5.2 Efficient and gain.

Passive Test For 2.4G	Freq(MHz)	2400	2410	2420	2430	2440	2450	2460	2470	2480	2490	2500
	Effi(%)	44.23	50.11	46.89	50.76	46.81	49.61	45.86	51.10	47.41	47.89	41.85
	Gain(dBi)	1.84	1.92	1.97	1.96	2.00	1.99	1.95	1.97	1.89	1.94	1.80

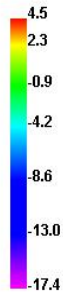
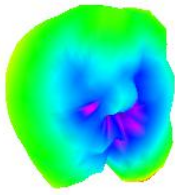
Passive Test For WIFI 5G	Freq(MHz)	5150	5200	5250	5300	5350	5400	5450	5500	5550	5600	5650	5700	5750	5800	5850
	Effi(%)	51.22	53.19	50.84	54.64	52.43	54.77	57.28	52.72	54.71	50.55	55.99	51.51	53.22	57.32	51.92
	Gain(dBi)	2.11	2.50	2.19	2.24	2.22	2.15	2.24	2.18	2.12	2.28	2.23	2.15	2.24	2.50	2.15

5.3 Radiation pattern.

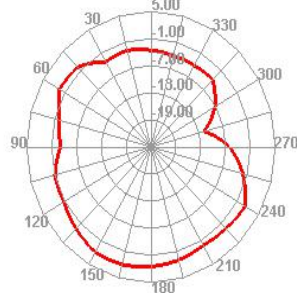




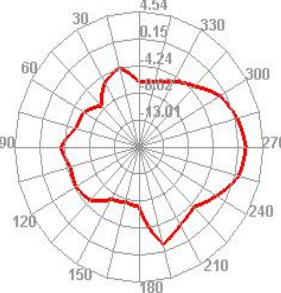
2450.000MHz



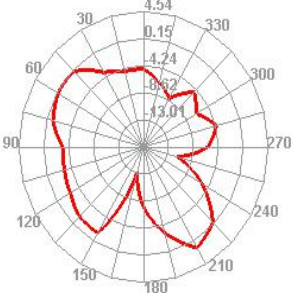
2450.000MHz H



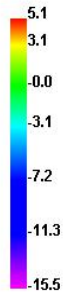
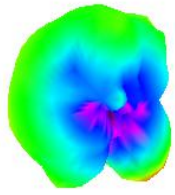
2450.000MHz E1



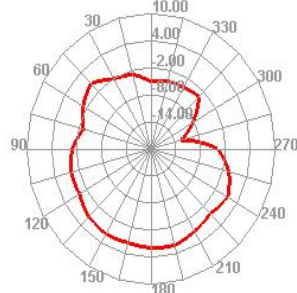
2450.000MHz E2



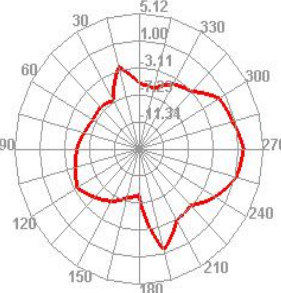
2500.000MHz



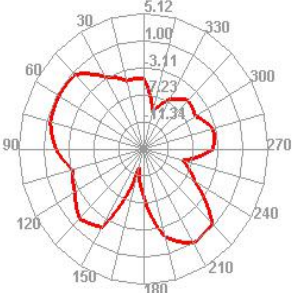
2500.000MHz H



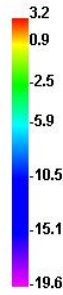
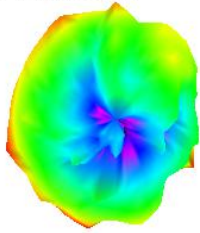
2500.000MHz E1



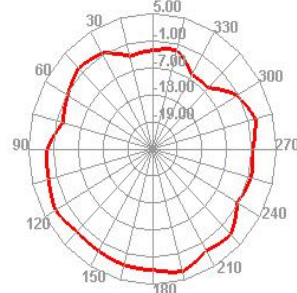
2500.000MHz E2



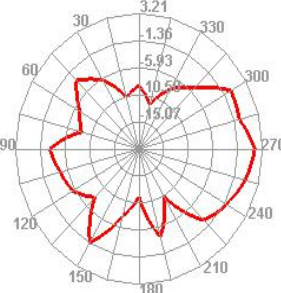
5200.000MHz



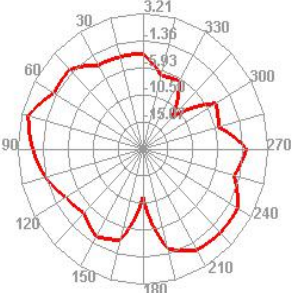
5200.000MHz H



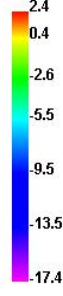
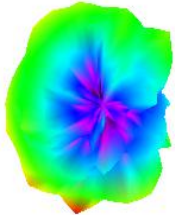
5200.000MHz E1



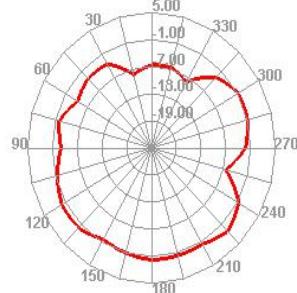
5200.000MHz E2



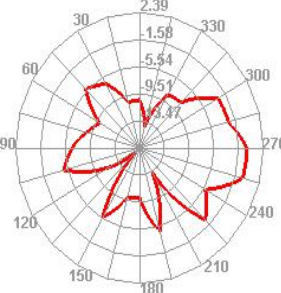
5550.000MHz



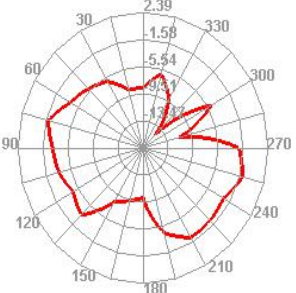
5550.000MHz H



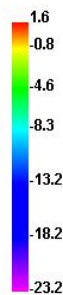
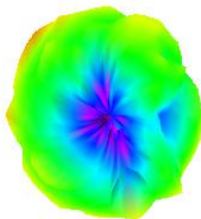
5550.000MHz E1



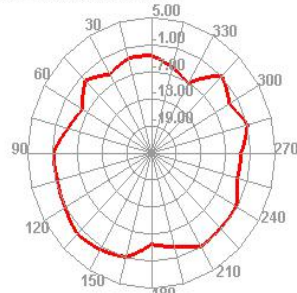
5550.000MHz E2



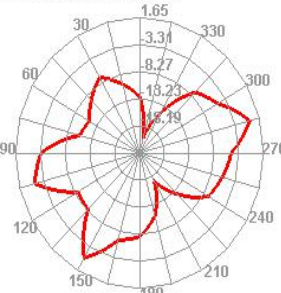
6000.000MHz



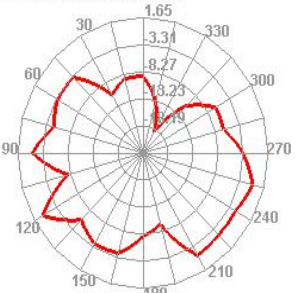
6000.000MHz H



6000.000MHz E1



6000.000MHz E2





6. Reliability Test

Test Item	Test condition	Equipment	Specification	Result
1 Low Temp. Storage Test	Temperature: -30℃, Time:48hrs Test condition: Placing antenna in a Low/High Temperature Chamber, keep the temp is 25℃ and humidity is 65% for one hour, then step-down the temp. to -30℃ in one hour, store antenna for 44 hours; step-up temp to 25℃ ,test antenna after 2 hours.	Temp.&Humidity Tester	No material deformation is allowed. Electronic Performance is ok .	PASS
2 High Temp./High Humid Storage Test	Temperature: 85℃ Humidity: 85% RH Time:48hrs Test condition: Placing antenna in a Low/High Temperature Chamber, keep the temp is 25℃ and humidity is 65% for one hour, then step-up the temp. to 80℃ and the humidity up to 85% in one hour, store antenna for 44 hours; step-down temp to 25℃,test antenna after 2 hours.	Temp.&Humidity Tester	No material deformation is allowed. Electronic Performance is ok .	PASS
3 Salt-Spray Test	Placing antenna in the Salt-Spray Tester ,set the test condition , Temp: 35±2℃ Humidity: 85% NaCl salt spray :5±1%.PH value :6.5~7.2 Testtime:24hours	Salt-Spray Tester	No color change No appear rusting	PASS

7. Assemble type




Chart 3 NW3295 assemble type



Chart 4 NW3295 WIFI1 assemble type


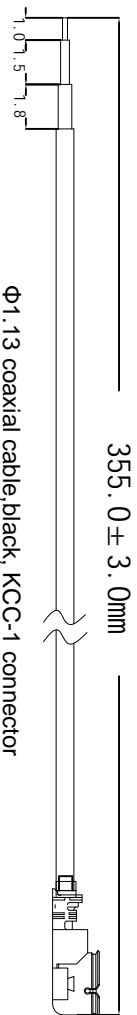
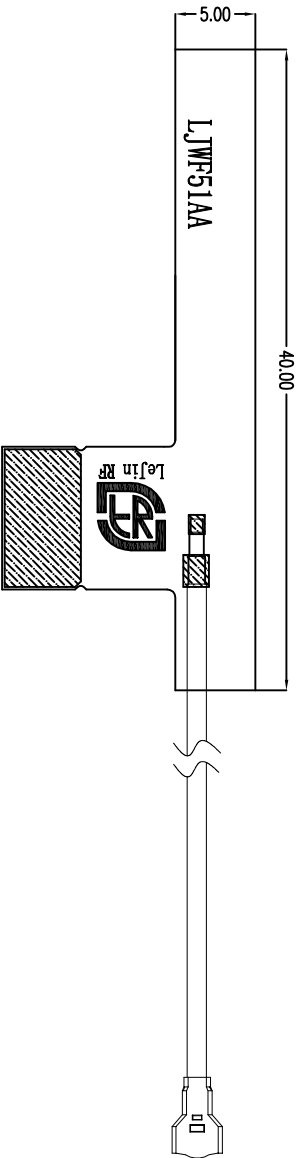
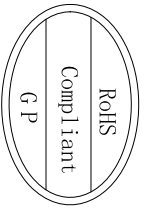


Chart 5 NW3295 WIFI2 assemble type

8.Product Drawing



Φ1.13 coaxial cable, black, KCC-1 connector

Remark:

- 1.FPC material:Electrolytic copper.
- 2.Backing in behind:3M300LSE.
- 3.Tolerance: Cutting die:±0.1mm;Circuit on FPC:±0.05mm; others are ±0.05mm.
- 4.ROHS:(Pb,Hg,Cr+6,PBBs,PBDEs),<1000ppm; Cd,<100ppm.

1	Revise				
2	record				
3					

SHEN ZHEN LEJIN RADIO FREQUENCY CO., LTD

Project	ELC	Date	2022-06-16
Part Name	WiFi ANT	Designed by	
Part No.	NW3295	Checked by	MD
Material		RF	
Treatment	LJF02-22061610-R0A	Approved by	

Third Angle	0.02	Project	ELC	Date	2022-06-16
0~10	±0.05	Part Name	WiFi ANT	Designed by	
10~18	±0.10	Part No.	NW3295	Checked by	MD
18~30	±0.12	Material		RF	
30~40	±0.15	Treatment	LJF02-22061610-R0A	Approved by	
40~	±0.20	Location		Unit	mm
				Scale	FIT
				Rev	A

Rev	1	2	3	4	5	6	7	8
Description								
Date								
Remark								

New drawing

Description

Date

Remark

Location

Treatment

Unit

Scale

FIT

Rev

A