




## 11. SETUP PHOTOS



### ANTENNA PORT CONDUCTED RF MEASUREMENT SETUP



**RADIATED RF MEASUREMENT SETUP (BELOW 1 GHz)**




**RADIATED RF MEASUREMENT SETUP (ABOVE 1 GHz)**






**POWERLINE CONDUCTED EMISSIONS MEASUREMENT SETUP**

LINE CONDUCTED FRONT PHOTO



LINE CONDUCTED BACK PHOTO



## END OF REPORT