






Appendix D. Photographs of the Test Set-Up

Photo 1: Rear Face_0cm	Photo 2: Left Side_0cm
 A photograph showing the rear face of a green and black mobile device lying flat on a dark surface. The device is oriented horizontally. The background is a red curved surface.	 A photograph showing the left side of the device standing upright on a dark surface. The screen is visible and appears to be off. The background is a red curved surface.
Photo 3: Right Side_0cm	Photo 4: Top Side_0cm
 A photograph showing the right side of the device standing upright on a dark surface. The screen is visible and appears to be off. The background is a red curved surface.	 A photograph showing the top side of the device standing upright on a dark surface. The screen is visible and appears to be off. The background is a red curved surface.
Photo 5: Bottom Side_0cm	
 A photograph showing the bottom side of the device standing upright on a dark surface. The screen is visible and appears to be off. The background is a red curved surface.	