

Figure 5

The EUT-Inside View




Figure 6

PCB of the EUT-Front View (With Shielding)




Figure 7

PCB of the EUT-Front View (Without Shielding)




Figure 8

PCB of the EUT-Back View (With Shielding)




Figure 9

PCB of the EUT-Back View (Without Shielding)




Figure 10

PCB of the EUT-Front View




Figure 11

PCB of the EUT-Back View




Figure 12

PCB of the EUT-Front View




Figure 13

PCB of the EUT-Back View

