

Size: 5.875" x 8"

Color: Black



COVERT COMMUNICATORS

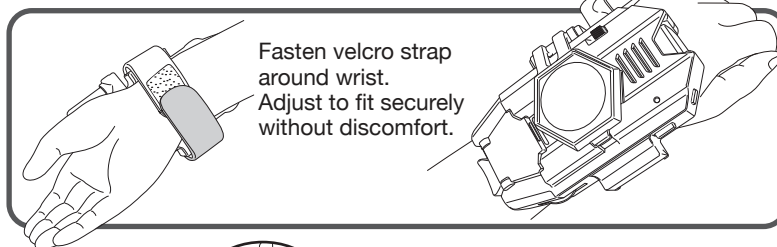
Ages 6 and up
Item #41174 / Item #41192
SN-23



© 2021 DAVCHY IP HOLDINGS, LLC
©2021 Playmates. Playmates International Company Ltd.
23/F, The Toy House, 100 Canton Road, TST, Kowloon,
Hong Kong. PRINTED IN CHINA.
Please keep all relative information for further reference.

Distributor - US Market Only

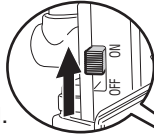
Playmates Toys Inc.
909 N. Pacific Coast Highway,
Ste 800 El Segundo, CA 90245
Email:
toys@playmatestoys.com



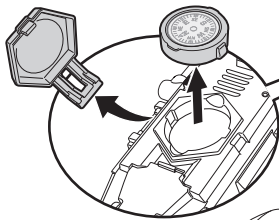
Fasten velcro strap
around wrist.
Adjust to fit securely
without discomfort.

**Each Communicator
requires 1 9V battery.
(Batteries not
included)**


After installing
batteries, turn
Power Switch
from OFF to ON.



Magnifying Lens and Compass
will function best when removed
from the Communicator.



Position
Magnifying
Lens to zoom
in on objects.

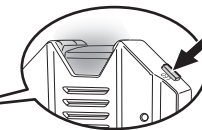


Hold steady and Compass will
indicate North (when removed from
Communicator and away
from magnets or metal).

**If Compass freezes,
shake slightly to
unstick the needle.**

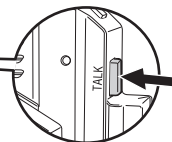


MIC

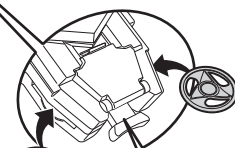


PRESS and HOLD
button to talk.
RELEASE to listen.
(NOTE: PRESS and HOLD,
then WAIT for 1 second,
and THEN begin speaking.)

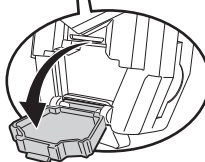
Press button to
flash LED Signal
Light. (See Morse
Code key on Spy
Ninjas ID Card.)



Store Ninja
Discs in
Firing Slot
and Reserve
Slot.

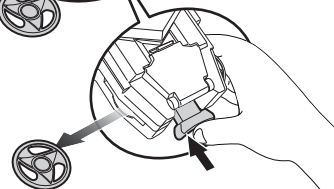


Carry small items in
the Secret Message
Compartment.



Press button to fire Ninja Disc.

WARNING: Do not aim at eyes or face. Do not use
projectiles other than those provided with this toy.



Size: 11.75" x 8"

Color: Black

If Covert Communicators are not working, try replacing the batteries.

To change batteries:

- Unscrew battery cap.
- Take out old batteries and replace with 1 new 9V battery.
- Replace battery cap.

Battery Instructions:

- Non-rechargeable batteries are not to be recharged.
- Different types of batteries or new and used batteries are not to be mixed.
- Only batteries of the same or equivalent type as recommended are to be used.
- Batteries are to be inserted with the correct + and - polarity.
- Exhausted batteries are to be removed from the toy.
- The supply terminals are not to be short-circuited.
- Batteries are to be removed from the toys when not in use.
- Do not dispose of batteries in fire.
- Do not use rechargeable batteries.
- For electric toys using rechargeable batteries, the batteries should be charged under adult supervision.
- Batteries are only to be charged by persons of at least 8 years old.

Adult supervision is required to replace batteries.

Batteries Regulation: Do not mix old and new batteries.

Do not mix alkaline, standard (carbon-zinc), or rechargeable batteries.

This device complies with Part 15 of the FCC Rules.

Operation is subject to the following two conditions: (1) this device may not cause harmful interference, and (2) this device must accept any interference received, including interference that may cause undesired operation. Under the environment with severe electrostatic discharge, the product may malfunction and requires user reset.

Warning: Changes or modifications to this unit not expressly approved by the party responsible for compliance could void the user's authority to operate the equipment.

NOTE: This equipment has been tested and found to comply with the limits for a Class B digital device, pursuant to Part 15 of the FCC Rules. These limits are designed to provide reasonable protection against harmful interference in a residential installation. This equipment generates, uses, and can radiate radio frequency energy and, if not installed and used in accordance with the instructions, may cause harmful interference to radio communications. However, there is no guarantee that interference will not occur in a particular installation.

If this equipment does cause harmful interference to radio or television reception, which can be determined by turning the equipment off and on, the user is encouraged to try to correct the interference by one or more of the following measures:

- Reorient or relocate the receiving antenna.
- Increase the separation between the equipment and receiver.
- Connect the equipment into an outlet on a circuit different from that to which the receiver is connected.
- Consult the dealer or an experienced radio TV technician for help.

This radio should transmit no more than 50% duty cycle of the time. This radio should be held 25 mm from the user's face. For wrist worn operation, this radio has been tested and meet the FCC RF exposure requirements when used with the accessories supplied for this radio.

Use of other accessories may not ensure compliance with FCC RF exposure requirements.

