

# Jetson Transmission Booster Operating Instructions

Models: JET-100A

## 1. Function

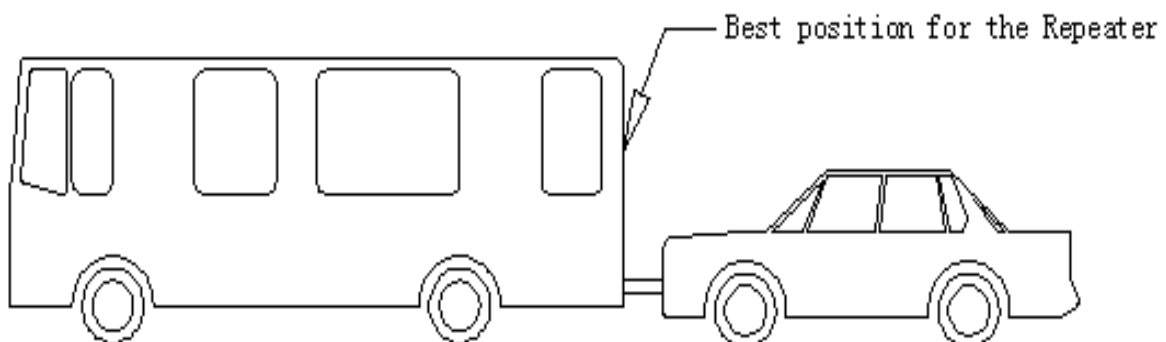
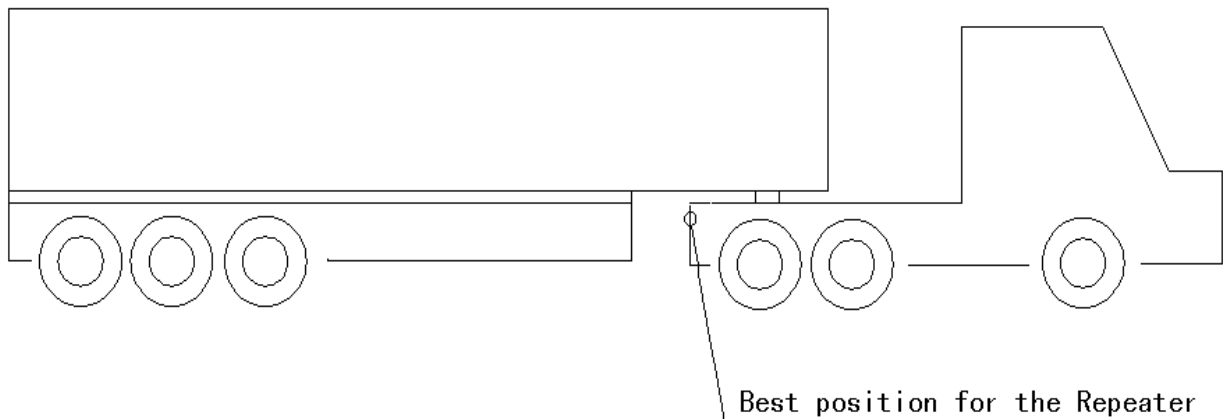
The Jetson transmission boosters function with two JETTE brand TPMS systems for trucks. Even though the basic systems have been tested and work well up to 60 ft., there are occasions where a vehicle will emit electronic interference causing the loss of signal from the transmitters. The chance of lost signals also increases with distance (from receiver to rear tires), extreme cold and battery deterioration.

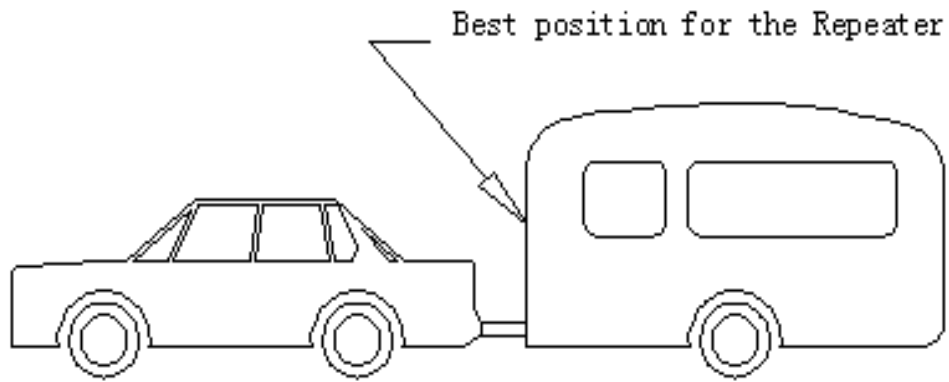
## 2. Operation

Once installed on the tow vehicle or approximate middle of a large Motor coach, no further programming or action is necessary. The Jetson Booster will automatically pick up the signals from all transmitters and resend the information to the receiver/monitor.

## 3. Installation Position

Although fully weather proof, it is recommended to install the booster in a relatively protected area. The illustration below shows the ideal location for RV, Caravan, trailer and truck use.





#### 4. Installation

The JET100A Jetson booster comes with several "wire ties" which may be used to secure it and its power cord wherever. Please mount as securely as possible to minimize vibration.

#### 5. Power Supply

Model JET-100A requires external DC power: DC 12V or DC 24V. Red wire is "+" positive, black wire is "-" negative. If uncertain, contact a local repair facility to help install the unit.

#### 6. Technical Data:

Working Temperature	-40~85°C (-40°F to 185°F)
Working Voltage	DC 12V~DC 24V
Working Frequency	434.2 MHZ

#### 7. Warrantee:

Jetson boosters are guaranteed against manufacturing defects for a period of one year from date of purchase.

## FCC Information and Copyright

This equipment has been tested and found to comply with the limits for a Class B digital device, pursuant to part 15 of the FCC Rules.

These limits are designed to provide reasonable protection against harmful interference in a residential installation. This equipment generates,

uses and can radiate radio frequency energy and, if not installed and used in accordance with the instructions, may cause harmful interference

to radio communications. However, there is no guarantee that interference will not occur in a particular installation. If this equipment does

cause harmful interference to radio or television reception, which can be determined by turning the equipment off and on, the user is

encouraged to try to correct the interference by one or more of the following measures:

- Reorient or relocate the receiving antenna.
- Increase the separation between the equipment and receiver.
- Connect the equipment into an outlet on a circuit different from that to which the receiver is connected.
- Consult the dealer or an experienced radio/TV technician for help.

This device complies with part 15 of the FCC Rules. Operation is subject to the following two conditions:

- (1) This device may not cause harmful interference, and
- (2) this device must accept any interference received, including interference that may cause undesired operation.

changes or modifications not expressly approved by the party responsible for compliance could void the user's authority to operate the equipment.