

# **User Manual**

## **JUICE by Alexa: MG4 MICRO SPEAKER POD**

## NEED HELP?

If you have questions about this speaker, please go to [www.juice-usa.com](http://www.juice-usa.com) to view product tutorials.

### CONTACTING JUICE CUSTOMER SERVICE

If you have questions, our trained Customer Service Department is happy to assist you 24 hours a day, 7 days a week, every day of the year. Contact Juice Customer Service as follows:

- In North America dial: 1-888-229-1459
- Email Juice at [www.customer.support@elexausa.com](mailto:www.customer.support@elexausa.com)

### DO NOT RETURN THIS PRODUCT TO THE STORE OR WEBSITE FROM WHICH IT WAS PURCHASED

If you believe the product is defective, has a missing or broken part or are having difficulty with it, please contact Juice directly, 24 hours a day, 7 days a week, 365 days a year as listed above, for a quick and efficient solution to the problem.

## PACKAGE CONTENTS

- |                       |                     |               |
|-----------------------|---------------------|---------------|
| -Rechargeable Speaker | -USB Charging cable | -User guide   |
| -3.5mm audio cable    | -Microfiber bag     | -Music Coupon |

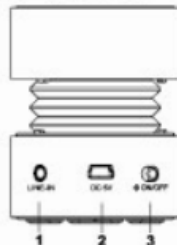
## PRODUCT INFORMATION

Product weight: 187.5g (Including the USB cable and Aux-in cable)

Product size: 55 x 55 x 65mm, Speaker size: 1.75" x 1, Power Output: 3W x 1

Built-in Li-ion rechargeable battery: 3.7V/ 500mAh

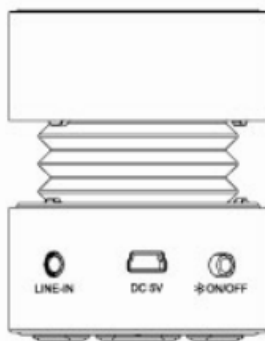
## PRODUCT DESCRIPTION



1. Line in
2. DC 5V charging jack
3. Power ON/OFF (Bluetooth mode and OFF )

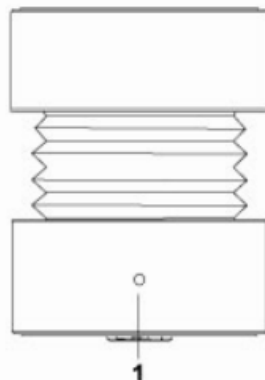
## CHARGING THE BATTERY

1. Use the included USB Charging cable, plug one end into the DC 5V jack located at the bottom of the unit and the other end into a USB-powered port or any other USB AC adapter (not included).
2. The battery is fully charged in 1.5 hours.
3. The red LED light indicates that the unit is charging and turns off when the battery is fully charged. You can disconnect the charging cable when charging is complete.



## PLAY MODES

Slide to the "ON" position to choose Bluetooth play mode. Use LINE IN cable to plug into LINE IN jack will automatically go to AUX play mode



## CONTROLS AND INDICATOR

### 1) Indicator

A blue LED indicates the unit is powered on

A red LED indicates the unit is charging and not full

A flashing green LED indicates the battery is low and need to be recharged .

## AUX PLAY MODE

1. Plug one end of the included 3.5mm audio cable into the headphone or line-out jack of your audio device.
2. Plug the other end of the cable into the LINE IN jack located on the back of the unit.
3. Slide the power switch of the speaker to ON position.
4. Turn on your audio device and play music .Make sure your audio device is charged and turned to medium volume.
4. Adjust the volume of your audio device to the desired level.
5. Slide the power switch to the off position when you are finished listening. You may also turn off your audio device.

**NOTE :** The speaker is powered by a Lithium-ion rechargeable battery, if you start to notice sound distortion or the blue LED is flashing, the battery is low and needs to be recharged.

## BLUETOOTH PLAY MODE

The reception range between the speaker and music device is 30 feet, however different environments may affect this distance.

1. Slide the power switch of the speaker to the ON position, the unit will "Beep" to show it is in Bluetooth mode.
2. To sync the speaker with your music device go to the settings area where Bluetooth devices are paired; select the listing for **Juice MG4**.
3. The speaker will automatically pair with your device. You will hear a sound indicating that the speaker and music device have been paired. Once the sync has been established, it will not be necessary to enter the password again.

## BEFORE USE

Make sure the speaker is in its open (expanded) position, it is already in this position when you take it out of the package, if it is closed, follow these steps before use:

Grip the top and bottom of the unit and gently twist the top of unit counter-clockwise, DO NOT pull hard once it is open, as it will automatically extend to the proper position.

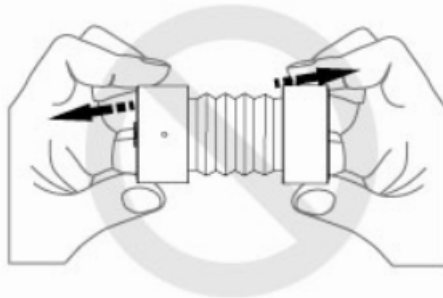
To close the speaker:

Press the top and bottom of the unit together and twist the top of unit clockwise to lock into place.

**NOTE :** Do not tamper with the center tube at any time, damage to the tube will result in distorted sound and diminished sound quality. Keep the rubber feet of the unit clean to reduce vibration. Use the speaker on smooth, clean surface, a textured surface may result in unwanted vibration and diminished sound quality.



Pulling the expandable speaker into the open position too forcefully may lead to permanent damage and void the warranty.



**To prevent the possibility of the battery from leaking or overheating, please observe the following precautions:**

### Warnings

1. Only use the included USB charging cable in the package to charge unit.
2. Disconnect the charging cable after the unit is fully charged.
3. Do not immerse the product in water.
4. Do not use or leave the product near a heat source as a fire or heater.
5. Do not strike or throw the product.

### Cautions

1. Do not use or leave the unit in strong direct sunlight or in a vehicle in extremely hot conditions; it may decrease the life of the unit.
2. Do not use the unit in a location where there is static electricity.
3. The unit should be stored at room temperature, charged to about 30% to 50% of capacity. The unit should be charged once every four months if unused and batteries should be discharged and recharged after being stored more than a year in order to reactivate it.
4. Please follow proper waste battery recycling methods to dispose of the unit.



This product bears the selective sorting symbol for waste electrical and electronic equipment (WEEE).

This means that this product must be handled pursuant to European Directive 2002/96/EC in order to be recycled or dismantled to minimize its impact on the environment.

For further information, please contact your local or regional authorities.

### **1 Year Limited Warranty:**

Elexa Consumer Products, Inc. ("ECP") warrants to the original retail purchaser ("Purchaser") that the Juice speaker (the "Product") will be free of defects in materials or workmanship under normal use for one (1) year from the date of purchase (the "Warranty Period").

For the Purchaser only, if the Product fails to perform as specified during the Warranty Period due to defective parts or faulty workmanship, ECP will repair or replace the defective or damaged parts of the Product. Normal wear and tear is not covered, nor is abnormal use, misuse, mishandling, faulty installation, improper shipping, damage caused by disasters such as fire, flood or earthquake, neglect, accident or tampering. This warranty covers only normal use in the United States and Canada.

To obtain warranty service during the Warranty Period, contact ECP Customer Service by telephone (1-888-229-1459) 24 hours a day or email (customersupport@elexausa.com) for instructions on sending damaged parts and documentation and for a Return Materials Authorization number (RMA). Products returned to ECP for repair or replacement without authorization will be returned to you at your expense. All warranty claims must be accompanied by a legible copy of the original receipt showing the date and particulars of the purchase. The RMA number must be clearly written on the side of the shipping container in which you return the product or defective parts. Unless otherwise instructed by us, the Product must be sent freight prepaid to the following address:

**Elexa Consumer Products, c/o Promac, 1153 Timber Dr., Elgin, IL 60123**

ECP will repair or replace the defective parts and return them at ECP's cost by a shipping method selected by ECP. When contacting ECP to obtain an RMA, Purchaser may request expedited return shipping at the Purchaser's cost.

THIS WARRANTY IS NOT TRANSFERABLE, AND, TO THE MAXIMUM EXTENT PERMITTED BY APPLICABLE LAW, IS IN LIEU OF ALL OTHER WARRANTIES, REPRESENTATIONS AND CONDITIONS, EXPRESSED OR IMPLIED, STATUTORY OR OTHERWISE, INCLUDING BUT NOT LIMITED TO THE IMPLIED WARRANTIES OF MERCHANTABILITY AND FITNESS FOR A PARTICULAR PURPOSE. NO OTHER PERSON OR REPRESENTATIVE IS AUTHORIZED TO MAKE ANY OTHER WARRANTY ON BEHALF OF ECP OR ASSUME FOR ECP ANY OTHER LIABILITY IN CONNECTION WITH THE SALE OF THIS PRODUCT. IN NO EVENT WILL ECP BE LIABLE FOR ANY DAMAGES, INCLUDING BUT NOT LIMITED TO INCIDENTAL, SPECIAL OR CONSEQUENTIAL DAMAGES ARISING OUT OF THE USE OR INABILITY TO USE THE PRODUCT, INCLUDING DAMAGES DUE TO ECP'S NEGLIGENCE.

THIS WARRANTY GIVES YOU SPECIFIC LEGAL RIGHTS, AND YOU MAY ALSO HAVE OTHER RIGHTS WHICH VARY FROM STATE TO STATE AND COUNTRY TO COUNTRY.

©2013 Elexa Consumer Products, Inc.  
2275 Half Day Rd., Suite 333  
Bannockburn, IL 60015

**Do not make any changes or modifications to the equipment unless otherwise specified in the instructions. If such changes or modifications should be made, you could be required to stop operation of the equipment.**

**FCC ID: 2AAPZ-MGX**

**This device complies with Part 15 of the FCC Rules. Operation is subject to the following two conditions:**

- (1) this device may not cause harmful interference, and**
- (2) this device must accept any interference received, including interference that may cause undesired operation.**